


4592 m.

GRANDE PRÉMIO TISSOT DE PORTUGAL

Practice Nr. 1

Classification

3

	Rider	Nation	Team	Motorcycle	Time	Lap Total	Gap	Top Speed
1	73 Alex MARQUEZ	SPA	Gresini Racing MotoGP	DUCATI	1'38.782	12 15		339.6
2	36 Joan MIR	SPA	Repsol Honda Team	HONDA	1'38.827	13 14	0.045 0.045	336.4
3	10 Luca MARINI	ITA	Mooney VR46 Racing Team	DUCATI	1'38.922	18 20	0.140 0.095	338.5
4	72 Marco BEZZECCHI	ITA	Mooney VR46 Racing Team	DUCATI	1'39.018	16 17	0.236 0.096	338.5
5	5 Johann ZARCO	FRA	Prima Pramac Racing	DUCATI	1'39.068	16 16	0.286 0.050	339.6
6	12 Maverick VIÑALES	SPA	Aprilia Racing	APRILIA	1'39.180	15 16	0.398 0.112	342.8
7	89 Jorge MARTIN	SPA	Prima Pramac Racing	DUCATI	1'39.206	7 16	0.424 0.026	340.6
8	20 Fabio QUARTARARO	FRA	Monster Energy Yamaha MotoGP	YAMAHA	1'39.281	16 16	0.499 0.075	338.5
9	1 Francesco BAGNAIA	ITA	Ducati Lenovo Team	DUCATI	1'39.475	10 16	0.693 0.194	340.6
10	93 Marc MARQUEZ	SPA	Repsol Honda Team	HONDA	1'39.537	11 14	0.755 0.062	336.4
11	41 Aleix ESPARGARO	SPA	Aprilia Racing	APRILIA	1'39.552	11 13	0.770 0.015	337.5
12	43 Jack MILLER	AUS	Red Bull KTM Factory Racing	KTM	1'39.558	14 17	0.776 0.006	339.6
13	42 Alex RINS	SPA	LCR Honda CASTROL	HONDA	1'39.595	14 14	0.813 0.037	337.5
14	21 Franco MORBIDELLI	ITA	Monster Energy Yamaha MotoGP	YAMAHA	1'39.629	12 13	0.847 0.034	337.5
15	23 Enea BASTIANINI	ITA	Ducati Lenovo Team	DUCATI	1'39.682	13 14	0.900 0.053	335.4
16	88 Miguel OLIVEIRA	POR	CryptoDATA RNF MotoGP Team	APRILIA	1'39.794	14 15	1.012 0.112	338.5
17	25 Raul FERNANDEZ	SPA	CryptoDATA RNF MotoGP Team	APRILIA	1'39.894	11 13	1.112 0.100	336.4
18	30 Takaaki NAKAGAMI	JPN	LCR Honda IDEMITSU	HONDA	1'40.059	14 14	1.277 0.165	334.3
19	37 Augusto FERNANDEZ	SPA	GASGAS Factory Racing Tech3	KTM	1'40.203	12 17	1.421 0.144	339.6
20	44 Pol ESPARGARO	SPA	GASGAS Factory Racing Tech3	KTM	1'40.471	11 12	1.689 0.268	338.5
21	49 Fabio DI GIANNANTONIO	ITA	Gresini Racing MotoGP	DUCATI	1'40.477	12 13	1.695 0.006	332.3
22	33 Brad BINDER	RSA	Red Bull KTM Factory Racing	KTM	1'40.986	15 15	2.204 0.509	336.4

Practice condition: Dry

Air: 17°

Humidity: 72%

Ground: 21°

Fastest Lap:	Lap: 12	Alex MARQUEZ	1'38.782	167.3 Km/h
Best Race Lap:	2022	Fabio QUARTARARO	1'39.435	166.2 Km/h
All Time Lap Record:	2021	Francesco BAGNAIA	1'38.725	167.4 Km/h

The results are provisional until the end of the limit for protest and appeals.

Time limit for protest expires 30' after publication of the results - Time:

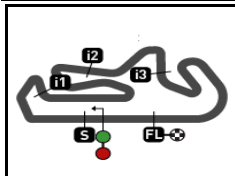
These data/results cannot be reproduced, stored and/or transmitted in whole or in part by any manner of electronic, mechanical, photocopying, recording, broadcasting or otherwise now known or herein after developed without the previous express consent by the copyright owner, except for reproduction in daily press and regular printed publications on sale to the public within 60 days of the event related to those data/results and always provided that copyright symbol appears together as follows below.

© DORNA, 2023

Official MotoGP Timing by TISSOT
www.motogp.com

Portimao, Friday, March 24, 2023





4592 m.

GRANDE PRÉMIO TISSOT DE PORTUGAL

Practice Nr. 1

Top Speed & Average

4



Rider	Nation	Motorcycle	Top 5 speeds					Average	Top
12 Maverick VIÑALES	SPA	APRILIA	342.8	339.6	339.6	338.5	338.5	339.8	342.8
1 Francesco BAGNAIA	ITA	DUCATI	340.6	339.6	337.5	337.5	336.4	337.8	340.6
89 Jorge MARTIN	SPA	DUCATI	340.6	338.5	336.4	336.4	336.4	337.5	340.6
5 Johann ZARCO	FRA	DUCATI	339.6	337.5	337.5	337.5	334.3	337.3	339.6
37 Augusto FERNANDEZ	SPA	KTM	339.6	336.4	334.3	333.3	333.3	335.4	339.6
43 Jack MILLER	AUS	KTM	339.6	339.6	337.5	337.5	336.4	338.1	339.6
73 Alex MARQUEZ	SPA	DUCATI	339.6	338.5	337.5	337.5	336.4	337.7	339.6
10 Luca MARINI	ITA	DUCATI	338.5	335.4	334.3	333.3	333.3	334.7	338.5
20 Fabio QUARTARARO	FRA	YAMAHA	338.5	336.4	336.4	335.4	335.4	336.1	338.5
44 Poli ESPARGARO	SPA	KTM	338.5	338.5	337.5	336.4	336.4	337.2	338.5
72 Marco BEZZECCHI	ITA	DUCATI	338.5	337.5	336.4	336.4	336.4	336.9	338.5
88 Miguel OLIVEIRA	POR	APRILIA	338.5	338.5	337.5	336.4	336.4	337.2	338.5
21 Franco MORBIDELLI	ITA	YAMAHA	337.5	337.5	336.4	335.4	334.3	335.7	337.5
41 Aleix ESPARGARO	SPA	APRILIA	337.5	337.5	337.5	337.5	336.4	337.1	337.5
42 Alex RINS	SPA	HONDA	337.5	334.3	333.3	332.3	331.2	333.3	337.5
25 Raul FERNANDEZ	SPA	APRILIA	336.4	334.3	334.3	334.3	333.3	334.5	336.4
33 Brad BINDER	RSA	KTM	336.4	335.4	335.4	334.3	334.3	334.8	336.4
36 Joan MIR	SPA	HONDA	336.4	331.2	329.2	329.2	329.2	330.4	336.4
93 Marc MARQUEZ	SPA	HONDA	336.4	334.3	334.3	333.3	332.3	333.8	336.4
23 Enea BASTIANINI	ITA	DUCATI	335.4	334.3	333.3	333.3	333.3	333.8	335.4
30 Takaaki NAKAGAMI	JPN	HONDA	334.3	334.3	334.3	334.3	333.3	334.1	334.3
49 Fabio DI GIANNANTONIO	ITA	DUCATI	332.3	332.3	331.2	330.2	330.2	331.2	332.3

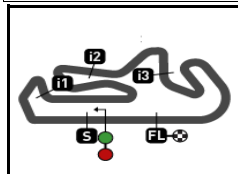
These data/results cannot be reproduced, stored and/or transmitted in whole or in part by any manner of electronic, mechanical, photocopying, recording, broadcasting or otherwise now known or herein after developed without the previous express consent by the copyright owner, except for reproduction in daily press and regular printed publications on sale to the public within 60 days of the event related to those data/results and always provided that copyright symbol appears together as follows below.

© DORNA, 2023

Official MotoGP Timing by TISSOT
www.motogp.com



Portimao, Friday, March 24, 2023



4592 m.

GRANDE PRÉMIO TISSOT DE PORTUGAL

Practice Nr. 1

Chronological Analysis of Performances

5

* Lap / Sector time cancelled

T1 Time from finish line to 1st intermediate

T3 Time from 2nd intermed. to 3rd intermed.

P Crossing the finish line in pit lane

T2 Time from 1st intermed. to 2nd intermed.

T4 Time from 3rd intermediate to finish line

**Tyre data subject to further updates

Lap	Lap Time	T1	T2	T3	T4	Speed	Lap	Lap Time	T1	T2	T3	T4	Speed
1st	73	Alex MARQUEZ		DUCATI		SPA	12	1'38.933	20.558	31.419	15.092	31.864	329.2
		Gresini Racing MotoGP					13	1'38.827	20.568	31.545	14.968	31.746	328.2
		Runs=3 Total laps=15 Full laps=11 Valid laps=10					14	1'47.227	23.381	33.250	16.009	34.587	329.2
Run #	1	Front Tyre	Slick-Soft	Rear Tyre	Slick-Medium								
		New Tyre		New Tyre									
1	3'16.239	P	19.796	51.746	23.210	56.125							
Run #	2	Front Tyre	Slick-Soft	Rear Tyre	Slick-Medium								
		1 Laps at start		1 Laps at start									
2	13'25.716		14.120	36.530	17.137	34.526							
3	1'45.203	*	21.843	34.169*	16.036	33.155	333.3						
4	1'41.755		21.010	32.644	15.583	32.518	334.3						
5	1'40.921		20.830	32.260	15.474	32.357	335.4						
6	1'40.188		20.808	31.905	15.386	32.089	333.3						
7	1'39.629		20.609	31.758	15.241	32.021	336.4						
8	1'47.375		24.439	33.791	16.162	32.983	336.4						
9	2'01.523	P	21.099	33.707	17.708	49.009	334.3						
Run #	3	Front Tyre	Slick-Medium	Rear Tyre	Slick-Soft								
		New Tyre		New Tyre									
10	8'59.475		13.117	35.588	15.568	32.300							
11	1'39.396		20.691	31.765	15.216	31.724	335.4						
12	1'38.782		20.525	31.514	15.160	31.583	337.5						
13	1'43.951		22.615	33.995	15.319	32.022	339.6						
14	1'39.119		20.498	31.697	15.184	31.740	338.5						
15	1'39.258		20.543	31.607	15.207	31.901	337.5						
2nd	36	Joan MIR		HONDA		SPA	Run #	3	Front Tyre	Slick-Medium	Rear Tyre	Slick-Soft	
		Repsol Honda Team							New Tyre		New Tyre		
		Runs=3 Total laps=14 Full laps=10 Valid laps=9											
Run #	1	Front Tyre	Slick-Soft	Rear Tyre	Slick-Medium								
		New Tyre		New Tyre									
1	3'28.906	P	17.315	46.663	23.791	58.260							
Run #	2	Front Tyre	Slick-Soft	Rear Tyre	Slick-Medium								
		1 Laps at start		1 Laps at start									
2	13'25.964		13.932	36.097	16.915	34.381							
3	1'44.025	*	21.965	33.483*	15.878	32.699	329.2						
4	1'41.366		21.140	32.465	15.442	32.319	329.2						
5	1'41.009		20.949	32.132	15.329	32.599	328.2						
6	1'41.988		21.539	32.656	15.508	32.285	336.4						
7	1'40.245		20.796	31.886	15.288	32.275	329.2						
8	1'40.041		20.774	31.919	15.262	32.086	331.2						
9	2'04.715	P	22.102	37.059	15.911	49.643	328.2						
Run #	3	Front Tyre	Slick-Soft	Rear Tyre	Slick-Soft								
		New Tyre		New Tyre									
10	9'37.258		13.268	34.205	15.599	32.205							
11	1'39.411		20.763	31.755	15.118	31.775	329.2						
3rd	10	Luca MARINI		DUCATI		ITA	Run #	1	Front Tyre	Slick-Soft	Rear Tyre	Slick-Medium	
		Mooney VR46 Racing Team							New Tyre		New Tyre		
		Runs=3 Total laps=20 Full laps=15 Valid laps=15											
Run #	1	Front Tyre	Slick-Soft	Rear Tyre	Slick-Medium								
		New Tyre		New Tyre									
1	2'14.996		14.470	40.168	19.563	37.943							
2	1'59.092		25.797	39.111	18.284	35.900	328.2						
3	1'53.818		24.922	37.297	16.917	34.682	325.3						
4	2'07.251	P	23.310	36.344	17.051	50.546	329.2						
Run #	2	Front Tyre	Slick-Soft	Rear Tyre	Slick-Medium								
		4 Laps at start		4 Laps at start									
5	5'32.019		14.254	36.700	16.893	34.153							
6	1'44.840		21.828	33.887	15.987	33.138	329.2						
7	1'43.559		21.460	32.994	16.253	32.852	330.2						
8	1'44.878		22.039	34.265	15.761	32.813	338.5						
9	1'41.345		21.103	32.358	15.533	32.351	331.2						
10	1'40.971		20.834	32.217	15.561	32.359	331.2						
11	1'59.800		28.110	36.613	17.441	37.636	331.2						
12	1'50.958		20.918	38.263	16.130	35.647	332.3						
13	1'40.410		20.896	32.254	15.309	31.951	333.3						
14	2'02.966	P	20.628	35.554	16.761	50.023	332.3						
Run #	3	Front Tyre	Slick-Medium	Rear Tyre	Slick-Soft								
		New Tyre		New Tyre									
15	8'03.436		14.244	33.774	15.602	32.260							
16	1'40.759		21.223	32.272	15.384	31.880	334.3						
17	1'38.924		20.489	31.686	15.171	31.578	333.3						
18	1'38.922		20.444	31.670	15.161	31.647	335.4						
19	1'38.946		20.507	31.633	15.068	31.738	333.3						
20	1'56.576		29.438	35.664	17.709	33.765	330.2						
4th	72	Marco BEZZECCHI		DUCATI		ITA	Run #	1	Front Tyre	Slick-Soft	Rear Tyre	Slick-Medium	
		Mooney VR46 Racing Team							New Tyre		New Tyre		
		Runs=3 Total laps=17 Full laps=12 Valid laps=12											
Run #	1	Front Tyre	Slick-Soft	Rear Tyre	Slick-Medium								
		New Tyre		New Tyre									
1	2'15.270		15.236	40.083	20.885	38.358							
2	1'58.744		25.293	40.057	18.256	35.138	334.3						
3	1'56.564		26.235	38.519	17.389	34.421	334.3						
4	1'49.000		23.151	35.733	16.500	33.616	336.4						
5	2'13.108	P	26.274	37.314	17.317	52.203	332.3						

Fastest Lap: Alex MARQUEZ Gresini Racing MotoG SPA **1'38.782** 20.525 31.514 15.160 31.583

These data/results cannot be reproduced, stored and/or transmitted in whole or in part by any manner of electronic, mechanical, photocopying, recording, broadcasting or otherwise now known or herein after developed without the previous express consent by the copyright owner, except for reproduction in daily press and regular printed publications on sale to the public within 60 days of the event related to those data/results and always provided that copyright symbol appears together as follows below.
© DORNA, 2023



Practice Nr. 1

MotoGP

Lap	Lap Time	T1	T2	T3	T4	Speed	Lap	Lap Time	T1	T2	T3	T4	Speed	
Run # 2	Front Tyre Slick-Soft	Rear Tyre Slick-Medium												
5 Laps at start						5 Laps at start								
6	7'24.313	13.978	35.301	16.541	33.475		5	1'40.531	20.912	32.221	15.446	31.952	342.8	
7	1'43.600	21.455	33.666	15.832	32.647	335.4	6	1'41.950	21.718	32.786	15.419	32.027	339.6	
8	1'43.343	20.894	32.572	17.313	32.564	335.4	7	1'40.207	20.842	31.989	15.410	31.966	336.4	
9	1'40.577	20.884	32.087	15.429	32.177	335.4	8	1'39.856	20.817	31.858	15.305	31.876	338.5	
10	1'40.213	20.826	31.965	15.360	32.062	336.4	9	1'58.362 P	20.803	31.730	15.231	50.598	338.5	
11	1'40.102	20.653	31.920	15.341	32.188	336.4	Run # 3	Front Tyre Slick-Soft	Rear Tyre Slick-Medium					
12	2'03.285 P	20.622	36.172	16.273	50.218	336.4	9 Laps at start						9 Laps at start	
Run # 3	Front Tyre Slick-Medium	Rear Tyre Slick-Soft												
New Tyre						New Tyre								
13	11'41.039	19.477	34.673	15.789	34.547		10	6'30.305	12.548	33.379	15.916	32.438		
14	1'45.136	25.526	32.211	15.274	32.125	335.4	11	1'40.907	20.881	32.396	15.509	32.121	334.3	
15	1'39.218	20.398	31.563	15.547	31.710	337.5	12	1'39.654	20.824	31.744	15.270	31.816	335.4	
16	1'39.018	20.529	31.606	15.144	31.739	338.5	13	1'39.504	20.751	31.693	15.200	31.860	336.4	
17	1'39.106	20.588	31.611	15.136	31.771	336.4	14	1'39.382	20.638	31.618	15.184	31.942	336.4	
							15	1'39.180	20.621	31.651	15.162	31.746	335.4	
							16	1'47.517	22.343	32.674	17.957	34.543	334.3	

5th 5 **Johann ZARCO** DUCATI FRA
Prima Pramac Racing
Runs=4 Total laps=16 Full laps=9 Valid laps=9

Run #	1	Front Tyre	Wet-Soft	Rear Tyre	Wet-Medium	Speed	
New Tyre						New Tyre	
1	2'19.450	16.149	38.045	17.509	35.656		
2	1'54.483	24.210	36.898	17.732	35.643	325.3	
3	2'10.700 P	24.579	36.551	17.283	52.287	324.3	
Run # 2	Front Tyre	Wet-Soft	Rear Tyre			Wet-Medium	
3 Laps at start						3 Laps at start	
4	6'01.651	14.625	36.401	16.952	36.074		
5	1'50.937	23.056	35.384	16.822	35.675	324.3	
6	2'12.639 P	24.290	37.671	18.735	51.943	323.3	
Run # 3	Front Tyre	Slick-Soft	Rear Tyre			Slick-Medium	
New Tyre						New Tyre	
7	7'50.807	15.314	39.715	16.873	33.545		
8	1'44.479	21.746	33.346	15.958	33.429	330.2	
9	1'40.630	21.051	32.218	15.370	31.991	339.6	
10	1'39.845	20.892	31.904	15.160	31.889	333.3	
11	2'01.601 P	21.547	34.561	15.872	49.621	334.3	
Run # 4	Front Tyre	Slick-Soft	Rear Tyre			Slick-Medium	
5 Laps at start						5 Laps at start	
12	7'08.402	12.931	33.657	15.734	32.207		
13	1'40.418	20.858	32.174	15.286	32.100	333.3	
14	1'39.372	20.725	31.761	15.211	31.675	337.5	
15	1'39.429	20.737	31.860	15.102	31.730	337.5	
16	1'39.068	20.684	31.701	15.085	31.598	337.5	

6th 12 **Maverick VIÑALES** APRILIA SPA
Aprilia Racing
Runs=3 Total laps=16 Full laps=12 Valid laps=12

Run #	1	Front Tyre	Slick-Soft	Rear Tyre	Slick-Medium	Speed	
New Tyre						New Tyre	
1	3'17.844 P	17.176	46.959	22.757	59.387		
Run # 2	Front Tyre	Slick-Soft	Rear Tyre			Slick-Medium	
1 Laps at start						1 Laps at start	
2	14'16.099	14.484	36.946	17.853	35.128		
3	1'47.862	22.792	35.120	16.596	33.354	334.3	
4	1'43.000	21.533	33.287	15.818	32.362	339.6	

7th 89 **Jorge MARTIN** DUCATI SPA
Prima Pramac Racing
Runs=3 Total laps=16 Full laps=12 Valid laps=11

Run #	1	Front Tyre	Wet-Medium	Rear Tyre	Wet-Medium	Speed	
New Tyre						New Tyre	
1	8'54.173 P	15.670	39.755	18.886	53.279		
Run # 2	Front Tyre	Slick-Soft	Rear Tyre			Slick-Medium	
New Tyre						New Tyre	
2	7'54.140	14.181	35.847	16.665	33.561		
3	1'41.823 *	21.424	32.734*	15.482	32.183	333.3	
4	1'40.396	20.858	32.192	15.294	32.052	336.4	
5	1'39.819	20.906	31.823	15.140	31.950	336.4	
6	1'40.659	20.948	32.361	15.290	32.060	340.6	
7	1'39.206	20.723	31.598	15.098	31.787	336.4	
8	1'51.008	24.085	35.836	18.869	32.218	336.4	
9	1'59.189 P	20.772	31.757	16.029	50.631	338.5	
Run # 3	Front Tyre	Slick-Soft	Rear Tyre			Slick-Medium	
8 Laps at start						8 Laps at start	
10	7'25.677	13.762	33.769	15.994	33.240		
11	1'43.711	21.012	32.074	17.887	32.738	332.3	
12	1'43.010	20.847	31.890	15.255	35.018	332.3	
13	1'39.684	20.681	31.814	15.150	32.039	335.4	
14	1'39.936	20.798	31.729	15.452	31.957	332.3	
15	1'42.283	20.706	31.686	16.115	33.776	332.3	
16	1'48.025	23.417	35.040	15.764	33.804	332.3	

8th 20 **Fabio QUARTARARO** YAMAHA FRA
Monster Energy Yamaha MotoGP
Runs=3 Total laps=16 Full laps=12 Valid laps=11

Run #	1	Front Tyre	Slick-Soft	Rear Tyre	Slick-Medium	Speed	
New Tyre						New Tyre	
1	3'26.889 P	16.926	45.088	24.236	1'00.543		
Run # 2	Front Tyre	Slick-Soft	Rear Tyre			Slick-Medium	
1 Laps at start						1 Laps at start	
2	13'26.209	14.135	36.581	17.034	34.262		
3	1'43.773 *	21.750	33.569*	15.845	32.609	332.3	
4	1'41.340	21.219	32.439	15.499	32.183	335.4	
5	1'41.840	21.005	32.308	15.806	32.721	334.3	
6	1'40.228	20.891	32.122	15.330	31.885	336.4	
7	1'39.886	20.758	31.943	15.277	31.908	334.3	
8	1'40.212	20.839	31.925	15.261	32.187	336.4	

Fastest Lap: Alex MARQUEZ Gresini Racing MotoG SPA **1'38.782** 20.525 31.514 15.160 31.583

These data/results cannot be reproduced, stored and/or transmitted in whole or in part by any manner of electronic, mechanical, photocopying, recording, broadcasting or otherwise now known or herein after developed without the previous express consent by the copyright owner, except for reproduction in daily press and regular printed publications on sale to the public within 60 days of the event related to those data/results and always provided that copyright symbol appears together as follows below.
© DORNA, 2023



Practice Nr. 1

MotoGP

Lap	Lap Time	T1	T2	T3	T4	Speed	Lap	Lap Time	T1	T2	T3	T4	Speed
9	1'49.423	22.377	39.388	15.546	32.112	338.5	11	1'39.537	20.841	31.742	15.069	31.885	333.3
10	1'57.761 P	20.827	32.158	15.370	49.406	335.4	12	1'39.578	20.810	31.519	15.144	32.105	334.3
Run # 3	Front Tyre	Slick-Soft		Rear Tyre	Slick-Medium		Run # 13	Front Tyre	Slick-Soft		Rear Tyre	Slick-Medium	
		New Tyre			10 Laps at start		Run # 14	Front Tyre	Slick-Soft		Rear Tyre	Slick-Medium	
11	6'40.835	15.355	34.822	15.981	32.552								
12	1'40.127	20.888	32.122	15.268	31.849	331.2							
13	1'39.639	20.773	31.883	15.177	31.806	333.3							
14	1'39.821	20.686	31.891	15.212	32.032	335.4							
15	1'44.526	24.224	32.808	15.435	32.059	333.3							
16	1'39.281	20.575	31.814	15.130	31.762	335.4							
9th 1	Francesco BAGNAIA	DUCATI		ITA			11th 41	Aleix ESPARGARO	APRILIA		SPA		
	Ducati Lenovo Team							Aprilia Racing					
	Runs=3	Total laps=16	Full laps=12	Valid laps=12				Runs=4	Total laps=13	Full laps=7	Valid laps=7		
Run # 1	Front Tyre	Slick-Soft		Rear Tyre	Slick-Medium		Run # 1	Front Tyre	Slick-Soft		Rear Tyre	Slick-Medium	
		New Tyre			New Tyre				New Tyre			New Tyre	
1	3'30.617 P	18.172	46.374	22.841	55.472		1	3'54.731 P	18.988	48.399	22.579	57.801	
Run # 2	Front Tyre	Slick-Soft		Rear Tyre	Slick-Medium		Run # 2	Front Tyre	Slick-Soft		Rear Tyre	Slick-Medium	
		1 Laps at start			1 Laps at start				1 Laps at start			1 Laps at start	
2	11'44.557 P	15.441	39.754	18.923	51.307		2	15'58.407	13.901	37.015	16.945	33.837	
Run # 3	Front Tyre	Slick-Soft		Rear Tyre	Slick-Medium		3	1'43.467	21.544	33.482	15.814	32.627	336.4
		2 Laps at start			2 Laps at start		4	1'43.988	21.079	32.431	18.050	32.428	333.3
3	8'19.261	14.216	35.265	17.754	35.073		5	1'40.601	20.959	32.202	15.511	31.929	337.5
4	1'44.391	22.071	33.607	15.831	32.882	335.4	6	1'39.906	20.763	31.938	15.371	31.834	337.5
5	1'41.494	21.168	32.485	15.413	32.428	335.4	7	1'59.960 P	20.819	33.024	16.800	49.317	332.3
6	1'40.279	20.774	32.106	15.329	32.070	337.5	Run # 3	Front Tyre	Slick-Soft		Rear Tyre	Slick-Medium	
7	1'39.642	20.668	31.790	15.182	32.002	335.4			7 Laps at start			7 Laps at start	
8	1'42.899	21.766	33.328	15.630	32.175	336.4	8	6'46.286	14.231	35.024	15.886	32.803	
9	1'39.666	20.642	31.827	15.200	31.997	334.3	9	1'41.197	21.062	32.606	15.491	32.038	333.3
10	1'39.475	20.631	31.719	15.145	31.980	336.4	10	1'39.785	20.775	31.983	15.221	31.806	336.4
11	1'44.548	23.150	33.316	15.550	32.532	335.4	11	1'39.552	20.719	31.849	15.208	31.776	337.5
12	1'40.024	20.719	31.860	15.225	32.220	335.4	12	2'04.033 P	22.747	34.809	16.438	50.039	337.5
13	1'39.526	20.651	31.761	15.122	31.992	340.6	Run # 4	Front Tyre	Slick-Soft		Rear Tyre	Slick-Medium	
14	1'45.351	20.711	31.766	18.000	34.874	339.6			12 Laps at start			12 Laps at start	
15	1'46.064	20.604	37.307	15.761	32.392	336.4	13	3'50.144	13.714	35.295	19.153	34.732	
16	1'47.567 P	20.672	31.710	15.138	40.047	337.5	12th 43	Jack MILLER	KTM		AUS		
10th 93	Marc MARQUEZ	HONDA		SPA				Red Bull KTM Factory Racing					
	Repsol Honda Team							Runs=3	Total laps=17	Full laps=13	Valid laps=13		
	Runs=3	Total laps=14	Full laps=10	Valid laps=9			Run # 1	Front Tyre	Slick-Medium		Rear Tyre	Slick-Medium	
Run # 1	Front Tyre	Slick-Soft		Rear Tyre	Slick-Medium				New Tyre			New Tyre	
		New Tyre			New Tyre		1	2'51.730 P	17.753	45.401	21.762	55.220	
1	3'15.598 P	18.459	50.830	22.153	55.632		Run # 2	Front Tyre	Slick-Medium		Rear Tyre	Slick-Medium	
Run # 2	Front Tyre	Slick-Soft		Rear Tyre	Slick-Medium				1 Laps at start			1 Laps at start	
		1 Laps at start			1 Laps at start		2	9'53.887	14.766	38.614	17.330	34.918	
2	13'29.270	13.693	35.925	16.596	33.366		3	1'46.120	22.482	34.300	16.121	33.217	331.2
3	1'43.001 *	21.625	33.391*	15.597	32.388	329.2	4	1'43.318	21.659	33.202	15.756	32.701	333.3
4	1'41.678	21.178	32.449	15.333	32.718	329.2	5	1'41.895	21.414	32.491	15.608	32.382	334.3
5	1'40.348	20.974	31.921	15.243	32.210	332.3	6	1'41.520	21.155	32.408	15.539	32.418	335.4
6	1'41.380	21.202	32.693	15.318	32.167	334.3	7	1'49.098	25.367	35.592	15.675	32.464	332.3
7	1'39.599	20.890	31.681	15.091	31.937	336.4	8	1'40.456	20.919	32.073	15.296	32.168	335.4
8	2'02.005 P	22.857	33.901	15.956	49.291	332.3	9	1'54.586	28.607	35.520	17.651	32.808	333.3
Run # 3	Front Tyre	Slick-Soft		Rear Tyre	Slick-Medium		10	1'58.508 P	20.929	32.191	15.437	49.951	336.4
		8 Laps at start			8 Laps at start		Run # 3	Front Tyre	Slick-Medium		Rear Tyre	Slick-Medium	
9	9'50.645	13.627	34.650	16.166	33.277				10 Laps at start			10 Laps at start	
10	1'42.176	21.372	33.312	15.484	32.008	328.2	11	8'21.923	14.057	34.944	17.052	38.645	
							12	1'46.678	22.624	34.414	17.406	32.234	334.3
							13	1'39.849	20.796	31.923	15.280	31.850	337.5
							14	1'39.558	20.717	31.723	15.126	31.992	339.6
							15	1'47.246	21.792	35.548	16.231	33.675	339.6
							16	1'46.416	22.347	35.898	15.891	32.280	330.2
							17	1'41.073	20.833	31.851	15.663	32.726	337.5

Fastest Lap: Alex MARQUEZ Gresini Racing MotoG SPA **1'38.782** 20.525 31.514 15.160 31.583

These data/results cannot be reproduced, stored and/or transmitted in whole or in part by any manner of electronic, mechanical, photocopying, recording, broadcasting or otherwise now known or herein after developed without the previous express consent by the copyright owner, except for reproduction in daily press and regular printed publications on sale to the public within 60 days of the event related to those data/results and always provided that copyright symbol appears together as follows below.
© DORNA, 2023



Practice Nr. 1

MotoGP

Lap	Lap Time	T1	T2	T3	T4	Speed	Lap	Lap Time	T1	T2	T3	T4	Speed
13th	42	Alex RINS		HONDA		SPA	4	1'41.344	21.059	32.363	15.561	32.361	335.4
		LCR Honda CASTROL					5	1'40.523	20.963	31.988	15.361	32.211	331.2
		Runs=2	Total laps=14	Full laps=11	Valid laps=11		6	1'40.344	20.808	31.884	15.509	32.143	332.3
Run #	1	Front Tyre	Slick-Soft	Rear Tyre	Slick-Medium								
			New Tyre		New Tyre								
1	17'17.207	14.304	37.827	17.582	33.979								
2	1'46.889	21.999	35.489	16.180	33.221	328.2							
3	1'43.035	21.325	33.364	15.726	32.620	333.3							
4	1'41.677	21.182	32.571	15.459	32.465	331.2							
5	1'41.545	21.273	32.448	15.457	32.367	332.3							
6	1'40.649	20.988	32.137	15.290	32.234	329.2							
7	2'02.541 P	21.892	33.807	16.325	50.517	330.2							
Run #	2	Front Tyre	Slick-Soft	Rear Tyre	Slick-Medium								
			7 Laps at start		7 Laps at start								
8	7'50.055	12.950	33.717	15.860	32.732								
9	1'40.881	21.022	32.324	15.335	32.200	326.2							
10	1'40.130	20.811	32.098	15.222	31.999	330.2							
11	1'39.968	20.785	31.945	15.221	32.017	329.2							
12	1'43.792	21.463	32.931	15.664	33.734	331.2							
13	1'44.507	20.873	36.100	15.521	32.013	334.3							
14	1'39.595	20.750	31.821	15.182	31.842	337.5							
14th	21	Franco MORBIDELLI		YAMAHA		ITA							
		Monster Energy Yamaha MotoGP											
		Runs=3	Total laps=13	Full laps=8	Valid laps=8								
Run #	1	Front Tyre	Slick-Soft	Rear Tyre	Slick-Medium								
			New Tyre		New Tyre								
1	2'07.346	15.224	40.444	20.346	37.495								
2	3'05.872 P	26.533	1'13.565	26.518	59.256	321.4							
Run #	2	Front Tyre	Slick-Soft	Rear Tyre	Slick-Medium								
			2 Laps at start		2 Laps at start								
3	16'47.843	18.333	36.660	17.125	34.051								
4	1'42.540	21.570	33.156	15.586	32.228	334.3							
5	1'40.557	21.026	32.104	15.404	32.023	336.4							
6	1'40.065	20.955	31.854	15.336	31.920	337.5							
7	1'48.125	21.442	37.770	16.173	32.740	335.4							
8	1'39.953	20.826	31.893	15.285	31.949	332.3							
9	2'03.081 P	22.511	35.119	16.229	49.222	332.3							
Run #	3	Front Tyre	Slick-Medium	Rear Tyre	Slick-Soft								
			New Tyre		New Tyre								
10	8'04.996	13.052	33.188	15.639	32.326								
11	1'39.963	20.970	31.836	15.224	31.933	337.5							
12	1'39.629	20.750	31.718	15.222	31.939	334.3							
13	1'46.532	20.671	36.659	16.215	32.987	334.3							
16th	88	Miguel OLIVEIRA		APRILIA		POR							
		CryptoDATA RNF MotoGP Team											
		Runs=3	Total laps=15	Full laps=11	Valid laps=11								
Run #	1	Front Tyre	Slick-Medium	Rear Tyre	Slick-Medium								
			New Tyre		New Tyre								
1	4'07.015 P	18.790	46.943	21.800	55.134								
Run #	2	Front Tyre	Slick-Medium	Rear Tyre	Slick-Medium								
			1 Laps at start		1 Laps at start								
2	13'07.555	14.564	37.986	18.023	35.333								
3	1'47.073	22.161	35.626	16.322	32.964	331.2							
4	1'41.059	21.086	32.449	15.471	32.053	337.5							
5	1'40.305	20.965	32.021	15.354	31.965	338.5							
6	1'40.391	21.009	31.958	15.402	32.022	338.5							
7	1'40.034	20.810	31.814	15.303	32.107	334.3							
8	2'00.291 P	21.597	33.443	16.321	48.930	336.4							
Run #	3	Front Tyre	Slick-Medium	Rear Tyre	Slick-Medium								
			8 Laps at start		8 Laps at start								
9	7'21.901	15.230	34.005	16.828	35.943								
10	1'41.430	21.199	32.408	15.513	32.310	335.4							
11	1'40.179	20.842	31.926	15.295	32.116	335.4							
12	1'44.502	22.121	33.926	15.828	32.627	335.4							
13	1'39.916	20.751	31.764	15.287	32.114	336.4							
14	1'39.794	20.751	31.725	15.221	32.097	336.4							
15	1'41.481	20.833	31.724	16.804	32.120	336.4							
17th	25	Raul FERNANDEZ		APRILIA		SPA							
		CryptoDATA RNF MotoGP Team											
		Runs=3	Total laps=13	Full laps=9	Valid laps=9								
Run #	1	Front Tyre	Slick-Soft	Rear Tyre	Slick-Medium								
			New Tyre		New Tyre								
1	3'59.902 P	18.628	47.632	21.986	58.426								
Run #	2	Front Tyre	Slick-Soft	Rear Tyre	Slick-Medium								
			New Tyre		New Tyre								
2	13'59.144	14.965	37.340	18.835	33.812								
3	1'43.093	21.883	33.222	15.592	32.396	332.3							
4	1'40.520	21.041	32.006	15.295	32.178	333.3							
5	1'40.701	20.902	31.950	15.348	32.501	334.3							
6	1'40.213	20.880	31.903	15.236	32.194	331.2							
7	1'45.276	24.230	32.622	15.841	32.583	332.3							
8	1'59.271 P	20.931	33.458	15.970	48.912	332.3							

Fastest Lap: Alex MARQUEZ Gresini Racing MotoG SPA **1'38.782** 20.525 31.514 15.160 31.583

These data/results cannot be reproduced, stored and/or transmitted in whole or in part by any manner of electronic, mechanical, photocopying, recording, broadcasting or otherwise now known or herein after developed without the previous express consent by the copyright owner, except for reproduction in daily press and regular printed publications on sale to the public within 60 days of the event related to those data/results and always provided that copyright symbol appears together as follows below.
© DORNA, 2023



Practice Nr. 1

MotoGP

Lap	Lap Time	T1	T2	T3	T4	Speed	Lap	Lap Time	T1	T2	T3	T4	Speed
18th 30 Takaaki NAKAGAMI HONDA JPN LCR Honda IDEMITSU Runs=2 Total laps=14 Full laps=11 Valid laps=11													
Run #	1	Front Tyre	Slick-Soft	Rear Tyre	Slick-Medium								
		New Tyre		New Tyre									
1	17'34.182	15.272	39.867	17.633	35.060								
2	1'47.425	22.879	35.443	16.108	32.995	327.2							
3	1'43.544	21.584	33.824	15.695	32.441	329.2							
4	1'40.551	21.035	32.210	15.339	31.967	334.3							
5	1'42.497	21.137	33.647	15.433	32.280	334.3							
6	1'45.700	21.015	32.165	16.956	35.564	331.2							
7	2'00.493 P	21.128	33.391	16.368	49.606	333.3							
Run #	2	Front Tyre	Slick-Soft	Rear Tyre	Slick-Medium								
		7 Laps at start		7 Laps at start									
8	7'46.397	13.472	35.941	16.587	33.737								
9	1'42.965	21.356	33.396	15.652	32.561	327.2							
10	1'40.723	21.020	32.157	15.364	32.182	329.2							
11	1'52.441	22.648	37.642	17.019	35.132	328.2							
12	1'44.077	21.298	35.047	15.446	32.286	334.3							
13	1'40.413	20.926	32.134	15.297	32.056	334.3							
14	1'40.059	20.915	31.898	15.249	31.997	331.2							
19th 37 Augusto FERNANDEZ KTM SPA GASGAS Factory Racing Tech3 Runs=3 Total laps=17 Full laps=13 Valid laps=13													
Run #	1	Front Tyre	Slick-Medium	Rear Tyre	Slick-Medium								
		New Tyre		New Tyre									
1	3'51.754 P	20.884	52.641	25.408	1'01.483								
Run #	2	Front Tyre	Slick-Medium	Rear Tyre	Slick-Medium								
		1 Laps at start		1 Laps at start									
2	13'57.542	15.240	40.930	19.053	36.953								
3	1'54.321	23.819	37.549	17.362	35.591	328.2							
4	1'47.236	22.408	34.320	16.203	34.305	332.3							
5	1'43.025	21.682	33.210	15.608	32.525	332.3							
6	1'41.492	21.378	32.389	15.414	32.311	333.3							
7	1'41.124	21.198	32.340	15.453	32.133	330.2							
8	1'40.649	21.055	32.183	15.279	32.132	331.2							
9	1'40.503	21.125	32.113	15.257	32.008	331.2							
10	1'46.302	24.312	33.743	15.719	32.528	333.3							
11	1'40.329	21.010	32.098	15.230	31.991	332.3							
12	1'40.203	21.003	32.002	15.240	31.958	330.2							
13	1'42.763	21.659	33.577	15.442	32.085	331.2							
14	1'40.336	21.148	32.010	15.238	31.940	339.6							
15	1'57.290 P	20.991	32.231	16.046	48.022	336.4							
Run #	3	Front Tyre	Slick-Medium	Rear Tyre	Slick-Medium								
		15 Laps at start		15 Laps at start									
16	4'19.999	14.383	38.541	16.295	33.663								
17	1'40.358	21.156	32.030	15.254	31.918	334.3							
20th 44 Poi ESPARGARO KTM SPA GASGAS Factory Racing Tech3 Runs=3 Total laps=12 Full laps=8 Valid laps=8													
Run #	1	Front Tyre	Slick-Medium	Rear Tyre	Slick-Medium								
		New Tyre		New Tyre									
1	3'21.436 P	16.919	49.706	24.718	55.589								
Run #	2	Front Tyre	Slick-Medium	Rear Tyre	Slick-Medium								
		1 Laps at start		1 Laps at start									
2	16'53.174	14.171	37.898	16.635	33.490								
3	1'46.493	21.858	34.628	16.975	33.032	336.4							
4	1'41.062	21.149	32.244	15.455	32.214	338.5							
5	1'40.614	20.683	32.127	15.348	32.456	337.5							
6	1'42.922	20.933	33.899	15.602	32.488	334.3							
7	2'03.888 P	20.823	37.681	16.470	48.914	338.5							
Run #	3	Front Tyre	Slick-Medium	Rear Tyre	Slick-Medium								
		7 Laps at start		7 Laps at start									
8	9'43.963	15.717	36.965	16.257	32.935								
9	1'40.907	20.863	32.244	15.444	32.356	336.4							
10	1'46.693	22.315	33.729	16.602	34.047	333.3							
11	1'40.471	20.841	31.980	15.359	32.291	336.4							
12	1'40.862	20.704	32.062	15.604	32.492	336.4							
21st 49 Fabio DI GIANNANTONI DUCATI ITA Gresini Racing MotoGP Runs=4 Total laps=13 Full laps=7 Valid laps=9													
Run #	1	Front Tyre	Slick-Soft	Rear Tyre	Slick-Medium								
		New Tyre		New Tyre									
1	2'37.337	17.376	45.761	21.432	41.268								
2	2'22.607 P	26.338	40.919*	20.257	55.093	318.5							
Run #	2	Front Tyre	Slick-Soft	Rear Tyre	Slick-Medium								
		2 Laps at start		2 Laps at start									
3	11'24.779	14.707	35.675	16.864	34.158								
	unfinished	21.745				329.2							
Run #	3	Front Tyre	Slick-Soft	Rear Tyre	Slick-Medium								
		New Tyre		New Tyre									
4	1'42.049	14.458	36.109	16.773	34.709								
5	1'44.614	21.725	33.880	15.995	33.014	327.2							
6	1'42.885	21.290	32.977	15.813	32.805	330.2							
7	1'42.250	21.090	32.482	15.828	32.850	328.2							
8	1'41.992	21.223	32.493	15.594	32.682	329.2							
9	2'02.666 P	22.257	33.339	17.275	49.795	330.2							
Run #	4	Front Tyre	Slick-Soft	Rear Tyre	Slick-Soft								
		6 Laps at start		New Tyre									
10	4'38.473	15.571	33.915	15.886	32.834								
11	1'41.180	21.021	32.290	15.435	32.434	332.3							
12	1'40.477	20.888	31.997	15.400	32.192	332.3							
13	1'45.164	20.933	32.054	15.498	36.679	331.2							
22nd 33 Brad BINDER KTM RSA Red Bull KTM Factory Racing Runs=3 Total laps=15 Full laps=11 Valid laps=11													
Run #	1	Front Tyre	Slick-Medium	Rear Tyre	Slick-Medium								
		New Tyre		New Tyre									
1	3'27.782 P	20.912	52.753	25.674	1'01.306								

Fastest Lap: Alex MARQUEZ Gresini Racing MotoG SPA **1'38.782** 20.525 31.514 15.160 31.583

These data/results cannot be reproduced, stored and/or transmitted in whole or in part by any manner of electronic, mechanical, photocopying, recording, broadcasting or otherwise now known or herein after developed without the previous express consent by the copyright owner, except for reproduction in daily press and regular printed publications on sale to the public within 60 days of the event related to those data/results and always provided that copyright symbol appears together as follows below.
© DORNA, 2023



Practice Nr. 1

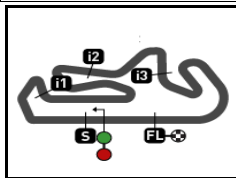
MotoGP

Lap	Lap Time	T1	T2	T3	T4	Speed	Lap	Lap Time	T1	T2	T3	T4	Speed
Run #	2	Front Tyre	Slick-Medium	Rear Tyre	Slick-Medium								
		1 Laps at start		1 Laps at start									
2	13'47.397	17.199	42.180	18.812	35.638								
3	1'50.090	23.426	36.493	16.725	33.446	335.4							
4	1'49.201	22.558	34.400	16.457	35.786	336.4							
5	1'44.729	21.882	33.770	16.073	33.004	333.3							
6	1'51.281	28.081	34.360	15.782	33.058	334.3							
7	1'42.078	21.092	32.642	15.600	32.744	334.3							
8	2'09.650 P	25.644	36.265	16.363	51.378	334.3							
Run #	3	Front Tyre	Slick-Medium	Rear Tyre	Slick-Medium								
		8 Laps at start		8 Laps at start									
9	7'27.572	14.101	34.759	16.255	34.041								
10	1'42.650	21.227	32.930	15.677	32.816	333.3							
11	1'45.676	21.075	32.614	19.124	32.863	335.4							
12	1'42.003	21.184	32.693	15.661	32.465	331.2							
13	1'41.209	20.888	32.403	15.469	32.449	333.3							
14	1'41.211	20.882	32.331	15.494	32.504	334.3							
15	1'40.986	21.048	32.310	15.355	32.273	334.3							

Fastest Lap: Alex MARQUEZ Gresini Racing MotoG SPA **1'38.782** 20.525 31.514 15.160 31.583

These data/results cannot be reproduced, stored and/or transmitted in whole or in part by any manner of electronic, mechanical, photocopying, recording, broadcasting or otherwise now known or herein after developed without the previous express consent by the copyright owner, except for reproduction in daily press and regular printed publications on sale to the public within 60 days of the event related to those data/results and always provided that copyright symbol appears together as follows below.
© DORNA, 2023





4592 m.

GRANDE PRÉMIO TISSOT DE PORTUGAL

Practice Nr. 1

Best Partial Times

MotoGP™

IT Ideal Lap Time, sum of the best partial times

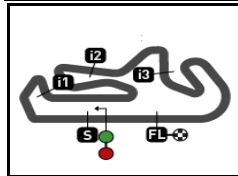
BT Best Lap Time

T1		T2		T3		T4						
Pos	Rider	Time	Rider	Time	Rider	Time	Rider	Time	Pos	Rider	IT	BT
1	M.BEZZECCHI	20.398	J.MIR	31.419	J.MIR	14.968	L.MARINI	31.578	1	J.MIR	1'38.691	1'38.827 (2)
2	L.MARINI	20.444	A.MARQUEZ	31.514	L.MARINI	15.068	A.MARQUEZ	31.583	2	L.MARINI	1'38.723	1'38.922 (3)
3	A.MARQUEZ	20.498	M.MARQUEZ	31.519	M.MARQUEZ	15.069	J.ZARCO	31.598	3	A.MARQUEZ	1'38.755	1'38.782 (1)
4	J.MIR	20.558	M.BEZZECCHI	31.563	J.ZARCO	15.085	M.BEZZECCHI	31.710	4	M.BEZZECCHI	1'38.807	1'39.018 (4)
5	F.QUARTARARO	20.575	J.MARTIN	31.598	J.MARTIN	15.098	M.VIÑALES	31.746	5	J.ZARCO	1'39.068	1'39.068 (5)
6	F.BAGNAIA	20.604	M.VIÑALES	31.618	F.BAGNAIA	15.122	J.MIR	31.746	6	M.VIÑALES	1'39.147	1'39.180 (6)
7	M.VIÑALES	20.621	L.MARINI	31.633	J.MILLER	15.126	F.QUARTARARO	31.762	7	J.MARTIN	1'39.164	1'39.206 (7)
8	F.MORBIDELLI	20.671	E.BASTIANINI	31.651	F.QUARTARARO	15.130	A.ESPARGARO	31.776	8	F.QUARTARAR	1'39.281	1'39.281 (8)
9	J.MARTIN	20.681	J.ZARCO	31.701	M.BEZZECCHI	15.136	J.MARTIN	31.787	9	M.MARQUEZ	1'39.283	1'39.537 (10)
10	E.BASTIANINI	20.683	F.BAGNAIA	31.710	A.MARQUEZ	15.160	A.RINS	31.842	10	F.BAGNAIA	1'39.416	1'39.475 (9)
11	P.ESPARGARO	20.683	F.MORBIDELLI	31.718	M.VIÑALES	15.162	J.MILLER	31.850	10	J.MILLER	1'39.416	1'39.558 (12)
12	J.ZARCO	20.684	J.MILLER	31.723	A.RINS	15.182	E.BASTIANINI	31.864	12	E.BASTIANINI	1'39.436	1'39.682 (15)
13	J.MILLER	20.717	M.OLIVEIRA	31.724	R.FERNANDEZ	15.202	M.MARQUEZ	31.885	13	F.MORBIDELLI	1'39.531	1'39.629 (14)
14	A.ESPARGARO	20.719	R.FERNANDEZ	31.790	A.ESPARGARO	15.208	A.FERNANDEZ	31.918	14	A.ESPARGAR	1'39.552	1'39.552 (11)
15	A.RINS	20.750	F.QUARTARARO	31.814	M.OLIVEIRA	15.221	F.MORBIDELLI	31.920	15	A.RINS	1'39.595	1'39.595 (13)
16	M.OLIVEIRA	20.751	A.RINS	31.821	F.MORBIDELLI	15.222	M.OLIVEIRA	31.965	16	M.OLIVEIRA	1'39.661	1'39.794 (16)
17	M.MARQUEZ	20.810	A.ESPARGARO	31.849	A.FERNANDEZ	15.230	T.NAKAGAMI	31.967	17	R.FERNANDEZ	1'39.852	1'39.894 (17)
18	R.FERNANDEZ	20.844	T.NAKAGAMI	31.898	E.BASTIANINI	15.238	F.BAGNAIA	31.980	18	T.NAKAGAMI	1'40.029	1'40.059 (18)
19	B.BINDER	20.882	P.ESPARGARO	31.980	T.NAKAGAMI	15.249	R.FERNANDEZ	32.016	19	A.FERNANDEZ	1'40.141	1'40.203 (19)
20	DI GIANNANTO	20.888	F.DI GIANNANTO	31.997	P.ESPARGARO	15.348	F.DI GIANNANTO	32.192	20	P.ESPARGAR	1'40.225	1'40.471 (20)
21	T.NAKAGAMI	20.915	A.FERNANDEZ	32.002	B.BINDER	15.355	P.ESPARGARO	32.214	21	F.DI GIANNAN	1'40.477	1'40.477 (21)
22	R.FERNANDEZ	20.991	B.BINDER	32.310	F.DI GIANNANTO	15.400	B.BINDER	32.273	22	B.BINDER	1'40.820	1'40.986 (22)

These data/results cannot be reproduced, stored and/or transmitted in whole or in part by any manner of electronic, mechanical, photocopying, recording, broadcasting or otherwise now known or herein after developed without the previous express consent by the copyright owner, except for reproduction in daily press and regular printed publications on sale to the public within 60 days of the event related to those data/results and always provided that copyright symbol appears together as follows below.
© DORNA, 2023

Official MotoGP Timing by 
www.motogp.com






4592 m.

GRANDE PRÉMIO TISSOT DE PORTUGAL

Practice Nr. 1

Fastest Laps Sequence

<i>Practice Time</i>	 <i>Rider</i>	<i>Nation</i>	<i>Motorcycle</i>	<i>Time</i>	<i>Km/h</i>	<i>Rider's Lap</i>
4'13.933	5 Johann ZARCO	FRA	DUCATI	1'54.483	144.3	2
6'07.906	10 Luca MARINI	ITA	DUCATI	1'53.818	145.2	3
7'59.578	72 Marco BEZZECCHI	ITA	DUCATI	1'49.000	151.6	4
14'31.737	43 Jack MILLER	AUS	KTM	1'46.120	155.7	3
15'32.016	10 Luca MARINI	ITA	DUCATI	1'44.840	157.6	6
16'15.055	43 Jack MILLER	AUS	KTM	1'43.318	160.0	4
17'56.950	43 Jack MILLER	AUS	KTM	1'41.895	162.2	5
19'38.470	43 Jack MILLER	AUS	KTM	1'41.520	162.8	6
20'10.532	89 Jorge MARTIN	SPA	DUCATI	1'40.396	164.6	4
21'49.895	93 Marc MARQUEZ	SPA	HONDA	1'40.348	164.7	5
21'50.351	89 Jorge MARTIN	SPA	DUCATI	1'39.819	165.6	5
25'09.651	73 Alex MARQUEZ	SPA	DUCATI	1'39.629	165.9	7
25'10.216	89 Jorge MARTIN	SPA	DUCATI	1'39.206	166.6	7
41'16.202	73 Alex MARQUEZ	SPA	DUCATI	1'38.782	167.3	12

These data/results cannot be reproduced, stored and/or transmitted in whole or in part by any manner of electronic, mechanical, photocopying, recording, broadcasting or otherwise now known or herein after developed without the previous express consent by the copyright owner, except for reproduction in daily press and regular printed publications on sale to the public within 60 days of the event related to those data/results and always provided that copyright symbol appears together as follows below.

© DORNA, 2023

Official MotoGP Timing by TISSOT
www.motogp.com

Portimao, Friday, March 24, 2023

