


4592 m.

GRANDE PRÉMIO TISSOT DE PORTUGAL

Practice Nr. 2

Classification

6

|  | Rider | Nation | Team | Motorcycle | Time | Lap Total | Gap | Top Speed |
|---|--------------------------|--------|------------------------------|------------|-----------------|-----------|-------------|--------------|
| 1 | 43 Jack MILLER | AUS | Red Bull KTM Factory Racing | KTM | 1'37.709 | 28 30 | | 338.5 |
| 2 | 12 Maverick VIÑALES | SPA | Aprilia Racing | APRILIA | 1'37.746 | 25 27 | 0.037 0.037 | 340.6 |
| 3 | 1 Francesco BAGNAIA | ITA | Ducati Lenovo Team | DUCATI | 1'37.856 | 23 24 | 0.147 0.110 | 341.7 |
| 4 | 10 Luca MARINI | ITA | Mooney VR46 Racing Team | DUCATI | 1'37.899 | 25 27 | 0.190 0.043 | 341.7 |
| 5 | 89 Jorge MARTIN | SPA | Prima Pramac Racing | DUCATI | 1'37.991 | 25 29 | 0.282 0.092 | 339.6 |
| 6 | 20 Fabio QUARTARARO | FRA | Monster Energy Yamaha MotoGP | YAMAHA | 1'38.015 | 28 29 | 0.306 0.024 | 336.4 |
| 7 | 5 Johann ZARCO | FRA | Prima Pramac Racing | DUCATI | 1'38.112 | 26 28 | 0.403 0.097 | 339.6 |
| 8 | 72 Marco BEZZECCHI | ITA | Mooney VR46 Racing Team | DUCATI | 1'38.158 | 23 24 | 0.449 0.046 | 340.6 |
| 9 | 41 Aleix ESPARGARO | SPA | Aprilia Racing | APRILIA | 1'38.253 | 20 25 | 0.544 0.095 | 339.6 |
| 10 | 23 Enea BASTIANINI | ITA | Ducati Lenovo Team | DUCATI | 1'38.256 | 28 30 | 0.547 0.003 | 340.6 |
| 11 | 73 Alex MARQUEZ | SPA | Gresini Racing MotoGP | DUCATI | 1'38.385 | 25 27 | 0.676 0.129 | 337.5 |
| 12 | 36 Joan MIR | SPA | Repsol Honda Team | HONDA | 1'38.394 | 15 20 | 0.685 0.009 | 331.2 |
| 13 | 42 Alex RINS | SPA | LCR Honda CASTROL | HONDA | 1'38.416 | 25 26 | 0.707 0.022 | 335.4 |
| 14 | 93 Marc MARQUEZ | SPA | Repsol Honda Team | HONDA | 1'38.419 | 22 25 | 0.710 0.003 | 339.6 |
| 15 | 30 Takaaki NAKAGAMI | JPN | LCR Honda IDEMITSU | HONDA | 1'38.827 | 25 27 | 1.118 0.408 | 335.4 |
| 16 | 37 Augusto FERNANDEZ | SPA | GASGAS Factory Racing Tech3 | KTM | 1'38.882 | 20 21 | 1.173 0.055 | 334.3 |
| 17 | 25 Raul FERNANDEZ | SPA | CryptoDATA RNF MotoGP Team | APRILIA | 1'38.904 | 18 21 | 1.195 0.022 | 337.5 |
| 18 | 33 Brad BINDER | RSA | Red Bull KTM Factory Racing | KTM | 1'38.910 | 24 25 | 1.201 0.006 | 342.8 |
| 19 | 88 Miguel OLIVEIRA | POR | CryptoDATA RNF MotoGP Team | APRILIA | 1'38.958 | 23 24 | 1.249 0.048 | 341.7 |
| 20 | 21 Franco MORBIDELLI | ITA | Monster Energy Yamaha MotoGP | YAMAHA | 1'38.978 | 27 29 | 1.269 0.020 | 339.6 |
| 21 | 49 Fabio DI GIANNANTONIO | ITA | Gresini Racing MotoGP | DUCATI | 1'39.421 | 20 24 | 1.712 0.443 | 337.5 |
| 22 | 44 Pol ESPARGARO | SPA | GASGAS Factory Racing Tech3 | KTM | 1'40.130 | 9 10 | 2.421 0.709 | 339.6 |

Practice condition: Dry

Air: 23°

Humidity: 54%

Ground: 34°

| | | | | |
|-----------------------------|---------|-------------------------|-----------------|------------|
| Fastest Lap: | Lap: 28 | Jack MILLER | 1'37.709 | 169.1 Km/h |
| Best Race Lap: | 2022 | Fabio QUARTARARO | 1'39.435 | 166.2 Km/h |
| All Time Lap Record: | 2023 | Jack MILLER | 1'37.709 | 169.1 Km/h |

The results are provisional until the end of the limit for protest and appeals.

Time limit for protest expires 30' after publication of the results - Time:

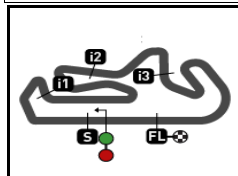
These data/results cannot be reproduced, stored and/or transmitted in whole or in part by any manner of electronic, mechanical, photocopying, recording, broadcasting or otherwise now known or herein after developed without the previous express consent by the copyright owner, except for reproduction in daily press and regular printed publications on sale to the public within 60 days of the event related to those data/results and always provided that copyright symbol appears together as follows below.

© DORNA, 2023

Official MotoGP Timing by TISSOT
www.motogp.com

Portimao, Friday, March 24, 2023






4592 m.

GRANDE PRÉMIO TISSOT DE PORTUGAL

Practice Nr. 2

Combined Free Practice Times

7

| |  | Rider | Nation | Team | MOTORCYCLE | P1 | P2 | Gap | | | |
|----|---|-----------------------|--------|------------------------------|------------|----------|----|-----------------|----|-------|-------|
| 1 | 43 | J.MILLER | AUS | Red Bull KTM Factory Racing | KTM | 1'39.558 | 14 | 1'37.709 | 28 | | |
| 2 | 12 | M.VIÑALES | SPA | Aprilia Racing | APRILIA | 1'39.180 | 15 | 1'37.746 | 25 | 0.037 | 0.037 |
| 3 | 1 | F.BAGNAIA | ITA | Ducati Lenovo Team | DUCATI | 1'39.475 | 10 | 1'37.856 | 23 | 0.147 | 0.110 |
| 4 | 10 | L.MARINI | ITA | Mooney VR46 Racing Team | DUCATI | 1'38.922 | 18 | 1'37.899 | 25 | 0.190 | 0.043 |
| 5 | 89 | J.MARTIN | SPA | Prima Pramac Racing | DUCATI | 1'39.206 | 7 | 1'37.991 | 25 | 0.282 | 0.092 |
| 6 | 20 | F.QUARTARARO | FRA | Monster Energy Yamaha MotoGP | YAMAHA | 1'39.281 | 16 | 1'38.015 | 28 | 0.306 | 0.024 |
| 7 | 5 | J.ZARCO | FRA | Prima Pramac Racing | DUCATI | 1'39.068 | 16 | 1'38.112 | 26 | 0.403 | 0.097 |
| 8 | 72 | M.BEZZECCHI | ITA | Mooney VR46 Racing Team | DUCATI | 1'39.018 | 16 | 1'38.158 | 23 | 0.449 | 0.046 |
| 9 | 41 | A.ESPARGARO | SPA | Aprilia Racing | APRILIA | 1'39.552 | 11 | 1'38.253 | 20 | 0.544 | 0.095 |
| 10 | 23 | E.BASTIANINI | ITA | Ducati Lenovo Team | DUCATI | 1'39.682 | 13 | 1'38.256 | 28 | 0.547 | 0.003 |
| 11 | 73 | A.MARQUEZ | SPA | Gresini Racing MotoGP | DUCATI | 1'38.782 | 12 | 1'38.385 | 25 | 0.676 | 0.129 |
| 12 | 36 | J.MIR | SPA | Repsol Honda Team | HONDA | 1'38.827 | 13 | 1'38.394 | 15 | 0.685 | 0.009 |
| 13 | 42 | A.RINS | SPA | LCR Honda CASTROL | HONDA | 1'39.595 | 14 | 1'38.416 | 25 | 0.707 | 0.022 |
| 14 | 93 | M.MARQUEZ | SPA | Repsol Honda Team | HONDA | 1'39.537 | 11 | 1'38.419 | 22 | 0.710 | 0.003 |
| 15 | 30 | T.NAKAGAMI | JPN | LCR Honda IDEMITSU | HONDA | 1'40.059 | 14 | 1'38.827 | 25 | 1.118 | 0.408 |
| 16 | 37 | A.FERNANDEZ | SPA | GASGAS Factory Racing Tech3 | KTM | 1'40.203 | 12 | 1'38.882 | 20 | 1.173 | 0.055 |
| 17 | 25 | R.FERNANDEZ | SPA | CryptoDATA RNF MotoGP Team | APRILIA | 1'39.894 | 11 | 1'38.904 | 18 | 1.195 | 0.022 |
| 18 | 33 | B.BINDER | RSA | Red Bull KTM Factory Racing | KTM | 1'40.986 | 15 | 1'38.910 | 24 | 1.201 | 0.006 |
| 19 | 88 | M.OLIVEIRA | POR | CryptoDATA RNF MotoGP Team | APRILIA | 1'39.794 | 14 | 1'38.958 | 23 | 1.249 | 0.048 |
| 20 | 21 | F.MORBIDELLI | ITA | Monster Energy Yamaha MotoGP | YAMAHA | 1'39.629 | 12 | 1'38.978 | 27 | 1.269 | 0.020 |
| 21 | 49 | F.DI GIANNANTO | ITA | Gresini Racing MotoGP | DUCATI | 1'40.477 | 12 | 1'39.421 | 20 | 1.712 | 0.443 |
| 22 | 44 | P.ESPARGARO | SPA | GASGAS Factory Racing Tech3 | KTM | 1'40.471 | 11 | 1'40.130 | 9 | 2.421 | 0.709 |

| | | | | |
|------------------------------|------|--------------------------|-----------------|------------|
| Pole Position Record: | 2021 | Francesco BAGNAIA | 1'38.725 | 167.4 Km/h |
| Best Race Lap: | 2022 | Fabio QUARTARARO | 1'39.435 | 166.2 Km/h |
| All Time Lap Record: | 2023 | Jack MILLER | 1'37.709 | 169.1 Km/h |

The results are provisional until the end of the limit for protest and appeals.

Time limit for protest expires 60' after publication of the results - Time:

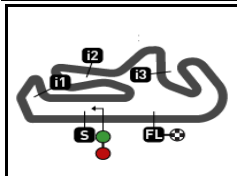
These data/results cannot be reproduced, stored and/or transmitted in whole or in part by any manner of electronic, mechanical, photocopying, recording, broadcasting or otherwise now known or herein after developed without the previous express consent by the copyright owner, except for reproduction in daily press and regular printed publications on sale to the public within 60 days of the event related to those data/results and always provided that copyright symbol appears together as follows below.

© DORNA, 2023

Official MotoGP Timing by **TISSOT**
www.motogp.com

Portimao, Friday, March 24, 2023





4592 m.

GRANDE PRÉMIO TISSOT DE PORTUGAL

Practice Nr. 2

Top Speed & Average

8



| Rider | Nation | Motorcycle | Top 5 speeds | | | | | Average | Top |
|---------------------------------|------------|------------|--------------|-------|-------|-------|-------|---------|--------------|
| 33 Brad BINDER | RSA | KTM | 342.8 | 341.7 | 340.6 | 340.6 | 339.6 | 341.1 | 342.8 |
| 1 Francesco BAGNAIA | ITA | DUCATI | 341.7 | 338.5 | 338.5 | 338.5 | 338.5 | 339.1 | 341.7 |
| 10 Luca MARINI | ITA | DUCATI | 341.7 | 340.6 | 337.5 | 336.4 | 336.4 | 338.2 | 341.7 |
| 88 Miguel OLIVEIRA | POR | APRILIA | 341.7 | 340.6 | 338.5 | 338.5 | 337.5 | 338.5 | 341.7 |
| 12 Maverick VIÑALES | SPA | APRILIA | 340.6 | 340.6 | 339.6 | 339.6 | 338.5 | 339.3 | 340.6 |
| 23 Enea BASTIANINI | ITA | DUCATI | 340.6 | 337.5 | 335.4 | 335.4 | 335.4 | 336.4 | 340.6 |
| 72 Marco BEZZECCHI | ITA | DUCATI | 340.6 | 337.5 | 337.5 | 337.5 | 337.5 | 338.1 | 340.6 |
| 5 Johann ZARCO | FRA | DUCATI | 339.6 | 336.4 | 336.4 | 335.4 | 334.3 | 336.1 | 339.6 |
| 21 Franco MORBIDELLI | ITA | YAMAHA | 339.6 | 338.5 | 338.5 | 336.4 | 335.4 | 337.7 | 339.6 |
| 41 Aleix ESPARGARO | SPA | APRILIA | 339.6 | 338.5 | 338.5 | 337.5 | 337.5 | 337.9 | 339.6 |
| 44 PoI ESPARGARO | SPA | KTM | 339.6 | 339.6 | 338.5 | 338.5 | 337.5 | 338.7 | 339.6 |
| 89 Jorge MARTIN | SPA | DUCATI | 339.6 | 338.5 | 337.5 | 336.4 | 335.4 | 336.7 | 339.6 |
| 93 Marc MARQUEZ | SPA | HONDA | 339.6 | 338.5 | 337.5 | 337.5 | 335.4 | 337.7 | 339.6 |
| 43 Jack MILLER | AUS | KTM | 338.5 | 337.5 | 337.5 | 337.5 | 337.5 | 337.7 | 338.5 |
| 25 Raul FERNANDEZ | SPA | APRILIA | 337.5 | 334.3 | 333.3 | 333.3 | 333.3 | 334.0 | 337.5 |
| 49 Fabio DI GIANNANTONIO | ITA | DUCATI | 337.5 | 336.4 | 336.4 | 335.4 | 332.3 | 335.6 | 337.5 |
| 73 Alex MARQUEZ | SPA | DUCATI | 337.5 | 337.5 | 337.5 | 337.5 | 336.4 | 337.1 | 337.5 |
| 20 Fabio QUARTARARO | FRA | YAMAHA | 336.4 | 336.4 | 336.4 | 336.4 | 335.4 | 335.9 | 336.4 |
| 30 Takaaki NAKAGAMI | JPN | HONDA | 335.4 | 335.4 | 334.3 | 334.3 | 333.3 | 334.3 | 335.4 |
| 42 Alex RINS | SPA | HONDA | 335.4 | 334.3 | 334.3 | 333.3 | 333.3 | 334.1 | 335.4 |
| 37 Augusto FERNANDEZ | SPA | KTM | 334.3 | 333.3 | 333.3 | 333.3 | 333.3 | 333.5 | 334.3 |
| 36 Joan MIR | SPA | HONDA | 331.2 | 331.2 | 330.2 | 330.2 | 330.2 | 330.5 | 331.2 |

These data/results cannot be reproduced, stored and/or transmitted in whole or in part by any manner of electronic, mechanical, photocopying, recording, broadcasting or otherwise now known or herein after developed without the previous express consent by the copyright owner, except for reproduction in daily press and regular printed publications on sale to the public within 60 days of the event related to those data/results and always provided that copyright symbol appears together as follows below.

© DORNA, 2023

Official MotoGP Timing by **TISSOT**
www.motogp.com



Portimao, Friday, March 24, 2023



GRANDE PRÉMIO TISSOT DE PORTUGAL
Practice Nr. 2
Chronological Analysis of Performances

9

* Lap / Sector time cancelled
P Crossing the finish line in pit lane
 **Tyre data subject to further updates
T1 Time from finish line to 1st intermedate
T2 Time from 1st intermed. to 2nd intermed.
T3 Time from 2nd intermed. to 3rd intermed.
T4 Time from 3rd intermedate to finish line

| Lap | Lap Time | T1 | T2 | T3 | T4 | Speed | Lap | Lap Time | T1 | T2 | T3 | T4 | Speed |
|--|-----------------|------------|------------------|-----------|------------------|-------|--|-----------------|------------|------------------|-----------|------------------|-------|
| 1st 43 Jack MILLER KTM AUS Red Bull KTM Factory Racing Runs=6 Total laps=30 Full laps=19 Valid laps=17 | | | | | | | 2nd 12 Maverick VIÑALES APRILIA SPA Aprilia Racing Runs=5 Total laps=27 Full laps=19 Valid laps=14 | | | | | | |
| Run # | 1 | Front Tyre | Slick-Hard | Rear Tyre | Slick-Medium | | Run # | 1 | Front Tyre | Slick-Hard | Rear Tyre | Slick-Soft | |
| | | | New Tyre | | New Tyre | | | | | New Tyre | | New Tyre | |
| 1 | 2'03.327 | 12.905 | 39.427 | 18.701 | 34.029 | | 1 | 2'36.370 | 13.359 | 33.901 | 16.131 | 32.547 | |
| 2 | 1'41.508 | 21.344 | 32.432 | 15.502 | 32.230 | 334.3 | 2 | 1'39.707 | 20.635 | 31.966 | 15.306 | 31.800 | 334.3 |
| 3 | 1'43.717 | 20.813 | 31.819 | 18.548 | 32.537 | 333.3 | 3 | 1'39.363 * | 20.490 | 31.766 | 15.220 | 31.887* | 335.4 |
| 4 | 1'40.255 | 20.786 | 31.842 | 15.486 | 32.141 | 335.4 | 4 | 1'38.866 | 20.499 | 31.572 | 15.148 | 31.647 | 335.4 |
| 5 | 1'39.826 | 20.743 | 31.758 | 15.283 | 32.042 | 334.3 | 5 | 1'40.783 * | 20.456 | 31.502 | 16.248 | 32.577* | 337.5 |
| 6 | 1'39.761 | 20.969 | 31.712 | 15.140 | 31.940 | 336.4 | 6 | 1'38.959 | 20.553 | 31.542 | 15.167 | 31.697 | 336.4 |
| 7 | 1'39.426 | 20.617 | 31.675 | 15.130 | 32.004 | 337.5 | 7 | 1'38.886 | 20.493 | 31.466 | 15.166 | 31.761 | 334.3 |
| 8 | 1'40.972 * | 21.036 | 31.829 | 15.592 | 32.515* | 333.3 | 8 | 1'39.016 * | 20.467 | 31.522* | 15.200* | 31.827* | 335.4 |
| 9 | 2'08.477 P | 25.783* | 35.031* | 16.866* | 50.797 | 326.2 | 9 | 2'04.637 P | 23.178* | 34.705* | 16.719* | 50.035 | 299.1 |
| Run # | 2 | Front Tyre | Slick-Hard | Rear Tyre | Slick-Medium | | Run # | 2 | Front Tyre | Slick-Soft | Rear Tyre | Slick-Soft | |
| | | | 9 Laps at start | | 9 Laps at start | | | | | 16 Laps at start | | New Tyre | |
| 10 | 29'22.396 P | 13.390 | 35.618 | 18.994 | 33.190 | | 10 | 29'46.728 P | 13.107 | 34.256 | 16.340 | 33.396 | |
| 11 | 1'41.696 | 20.809 | 32.824 | 15.679 | 32.384 | 336.4 | 11 | 1'42.092 * | 21.009 | 33.020* | 15.775 | 32.288 | 334.3 |
| 12 | 1'39.666 | 20.749 | 31.723 | 15.293 | 31.901 | 335.4 | 12 | 1'39.743 | 20.543 | 31.805 | 15.297 | 32.098 | 335.4 |
| 13 | 1'40.315 | 20.997 | 31.927 | 15.308 | 32.083 | 337.5 | 13 | 1'38.941 | 20.477 | 31.588 | 15.203 | 31.673 | 337.5 |
| 14 | 1'54.121 | 26.856 | 38.769 | 16.030 | 32.466 | 337.5 | 14 | 1'41.540 | 21.503 | 32.514 | 15.537 | 31.986 | 340.6 |
| 15 | 1'39.964 | 20.736 | 31.838 | 15.274 | 32.116 | 334.3 | 15 | 1'38.866 | 20.435 | 31.673 | 15.129 | 31.629 | 333.3 |
| 16 | 1'39.661 | 20.734 | 31.712 | 15.257 | 31.958 | 334.3 | 16 | 1'41.819 | 21.303 | 32.923 | 15.628 | 31.965 | 338.5 |
| 17 | 2'04.237 P | 22.640 | 34.083 | 16.741 | 50.773 | 337.5 | 17 | 1'38.785 | 20.397 | 31.550 | 15.183 | 31.655 | 338.5 |
| Run # | 3 | Front Tyre | Slick-Hard | Rear Tyre | Slick-Medium | | Run # | 3 | Front Tyre | Slick-Soft | Rear Tyre | Slick-Soft | |
| | | | 17 Laps at start | | 17 Laps at start | | | | | New Tyre | | 9 Laps at start | |
| 18 | 7'49.615 | 13.425 | 34.160 | 16.006 | 32.800 | | 19 | 10'32.354 | 12.229 | 32.678 | 15.559 | 31.760 | |
| 19 | 1'40.153 | 20.834 | 31.898 | 15.354 | 32.067 | 332.3 | 20 | 1'40.295 | 20.142 | 32.896 | 15.558 | 31.699 | 338.5 |
| 20 | 1'59.540 P | 21.174 | 33.119 | 15.964 | 49.283 | 334.3 | 21 | 1'38.465 | 20.536 | 31.427 | 15.063 | 31.439 | 338.5 |
| Run # | 4 | Front Tyre | Slick-Soft | Rear Tyre | Slick-Soft | | Run # | 4 | Front Tyre | Slick-Soft | Rear Tyre | Slick-Soft | |
| | | | New Tyre | | New Tyre | | | | | 25 Laps at start | | 13 Laps at start | |
| 21 | 5'35.937 | 12.663 | 33.775 | 15.663 | 32.055 | | 23 | 26'30.182 P | 12.234 | 33.712 | 16.159 | 49.545 | |
| 22 | 1'58.014 P | 20.442 | 31.301 | 16.699* | 49.572 | 335.4 | Run # | 5 | Front Tyre | Slick-Soft | Rear Tyre | Slick-Soft | |
| Run # | 5 | Front Tyre | Slick-Soft | Rear Tyre | Slick-Soft | | | | | 26 Laps at start | | 14 Laps at start | |
| | | | 2 Laps at start | | 2 Laps at start | | 24 | 7'37.680 | 12.279 | 32.182 | 15.360 | 31.673 | |
| 23 | 25'16.040 P | 12.585 | 33.240 | 15.631 | 31.958 | | 25 | 1'37.746 | 20.205 | 31.183 | 14.957 | 31.401 | 340.6 |
| 24 | 1'38.789 | 20.843 | 31.360 | 15.037 | 31.549 | 335.4 | 26 | 1'41.725 | 20.291 | 33.489 | 15.951 | 31.994 | 336.4 |
| 25 | 1'38.720 | 20.672 | 31.320 | 15.119 | 31.609 | 336.4 | 27 | 1'43.942 * | 23.704* | 32.513 | 15.617 | 32.108 | 339.6 |
| 26 | 1'56.822 P | 21.352 | 32.190 | 15.697 | 47.583 | 338.5 | Run # | 6 | Front Tyre | Slick-Soft | Rear Tyre | Slick-Soft | |
| Run # | 6 | Front Tyre | Slick-Soft | Rear Tyre | Slick-Soft | | | | | 6 Laps at start | | New Tyre | |
| 27 | 3'08.729 | 12.504 | 32.307 | 15.402 | 31.649 | | 28 | 1'37.709 | 20.430 | 31.063 | 14.952 | 31.264 | 337.5 |
| 28 | 1'37.709 | 20.430 | 31.063 | 14.952 | 31.264 | 337.5 | 29 | 1'45.533 * | 22.280* | 33.659 | 15.949 | 33.645 | 336.4 |
| 29 | 1'45.533 * | 22.280* | 33.659 | 15.949 | 33.645 | 336.4 | | | | | | | |

Fastest Lap: Jack MILLER Red Bull KTM Factory AUS **1'37.709** 20.430 31.063 14.952 31.264

These data/results cannot be reproduced, stored and/or transmitted in whole or in part by any manner of electronic, mechanical, photocopying, recording, broadcasting or otherwise now known or herein after developed without the previous express consent by the copyright owner, except for reproduction in daily press and regular printed publications on sale to the public within 60 days of the event related to those data/results and always provided that copyright symbol appears together as follows below.
 © DORNA, 2023



Practice Nr. 2**MotoGP**

| Lap | Lap Time | T1 | T2 | T3 | T4 | Speed | Lap | Lap Time | T1 | T2 | T3 | T4 | Speed | |
|------------------|-------------------|---|---------------|---------------|------------------|--------------|-----|----------|----|-----------------|--------|--------|--------|--------------|
| 8th | 72 | Marco BEZZECCHI | DUCATI | | | | | ITA | 8 | 32'30.491 | 12.471 | 33.637 | 15.926 | 32.394 |
| | | Mooney VR46 Racing Team | | | | | | | 9 | 1'41.673 | 21.476 | 32.438 | 15.715 | 32.044 337.5 |
| | | Runs=6 Total laps=24 Full laps=14 Valid laps=14 | | | | | | | 10 | 1'40.044 | 20.975 | 31.998 | 15.252 | 31.819 337.5 |
| Run # 1 | Front Tyre | Slick-Medium | Rear Tyre | Slick-Medium | | | | | | | | | | |
| 5 Laps at start | | | | | 12 Laps at start | | | | | | | | | |
| 1 | 2'02.389 | 13.680 | 39.086 | 18.531 | 35.679 | | | | | | | | | |
| 2 | 1'41.188 | 21.118 | 32.700 | 15.309 | 32.061 | 337.5 | | | | | | | | |
| 3 | 1'39.783 | 20.728 | 31.892 | 15.211 | 31.952 | 337.5 | | | | | | | | |
| 4 | 1'39.653 | 20.604 | 31.700 | 15.266 | 32.083 | 340.6 | | | | | | | | |
| 5 | 1'39.188 | 20.634 | 31.544 | 15.129 | 31.881 | 335.4 | | | | | | | | |
| 6 | 1'39.211 | 20.470 | 31.647 | 15.157 | 31.937 | 336.4 | | | | | | | | |
| 7 | 1'38.995 | 20.418 | 31.523 | 15.208 | 31.846 | 335.4 | | | | | | | | |
| 8 | 1'39.038 * | 20.485 | 31.477 | 15.176 | 31.900* | 335.4 | | | | | | | | |
| 9 | 2'07.850 P | 25.696* | 35.783* | 16.380* | 49.991 | 321.4 | | | | | | | | |
| Run # 2 | Front Tyre | Slick-Medium | Rear Tyre | Slick-Soft | | | | | | | | | | |
| 14 Laps at start | | | | | 5 Laps at start | | | | | | | | | |
| 10 | 29'13.922 P | 14.776 | 37.232 | 16.747 | 33.217 | | | | | | | | | |
| | unfinished | 20.650 | 32.142 | | | 334.3 | | | | | | | | |
| Run # 3 | Front Tyre | Slick-Soft | Rear Tyre | Slick-Medium | | | | | | | | | | |
| 12 Laps at start | | | | | 21 Laps at start | | | | | | | | | |
| 11 | 1'40.154 | 14.143 | 35.867 | 16.846 | 33.298 | | | | | | | | | |
| 12 | 1'40.655 | 20.830 | 32.248 | 15.483 | 32.094 | 333.3 | | | | | | | | |
| 13 | 1'39.644 | 20.546 | 31.912 | 15.331 | 31.855 | 333.3 | | | | | | | | |
| 14 | 1'39.132 | 20.531 | 31.496 | 15.189 | 31.916 | 333.3 | | | | | | | | |
| 15 | 1'57.918 P | 20.886 | 32.149 | 15.701 | 49.182 | 334.3 | | | | | | | | |
| Run # 4 | Front Tyre | Slick-Medium | Rear Tyre | Slick-Soft | | | | | | | | | | |
| New Tyre | | New Tyre | | | | | | | | | | | | |
| 16 | 5'46.034 | 13.340 | 33.892 | 15.733 | 32.025 | | | | | | | | | |
| 17 | 1'58.412 P | 20.264 | 31.542 | 16.743* | 49.863 | 336.4 | | | | | | | | |
| Run # 5 | Front Tyre | Slick-Medium | Rear Tyre | Slick-Soft | | | | | | | | | | |
| 2 Laps at start | | | | | 2 Laps at start | | | | | | | | | |
| 18 | 25'06.860 P | 13.383 | 34.733 | 16.496 | 33.072 | | | | | | | | | |
| 19 | 1'38.642 | 20.380 | 31.536 | 15.129 | 31.597 | 337.5 | | | | | | | | |
| 20 | 1'56.091 P | 20.657 | 31.619 | 15.303 | 48.512 | 337.5 | | | | | | | | |
| Run # 6 | Front Tyre | Slick-Medium | Rear Tyre | Slick-Soft | | | | | | | | | | |
| 5 Laps at start | | | | | New Tyre | | | | | | | | | |
| 21 | 3'34.766 | 12.942 | 33.168 | 15.516 | 31.954 | | | | | | | | | |
| 22 | 1'38.291 | 20.348 | 31.233 | 15.049 | 31.661 | 335.4 | | | | | | | | |
| 23 | 1'38.158 | 20.249 | 31.242 | 15.101 | 31.566 | 334.3 | | | | | | | | |
| 24 | 1'40.179 * | 21.100* | 32.082 | 15.256 | 31.741 | 335.4 | | | | | | | | |
| 9th | 41 | Alex ESPARGARO | APRILIA | | | | | SPA | | | | | | |
| | | Aprilia Racing | | | | | | | | | | | | |
| | | Runs=4 Total laps=25 Full laps=18 Valid laps=15 | | | | | | | | | | | | |
| Run # 1 | Front Tyre | Slick-Medium | Rear Tyre | Slick-Soft | | | | | | | | | | |
| New Tyre | | New Tyre | | | | | | | | | | | | |
| 1 | 2'38.344 | 13.525 | 34.750 | 16.934 | 32.903 | | | | | | | | | |
| 2 | 1'39.831 | 20.912 | 32.011 | 15.235 | 31.673 | 336.4 | | | | | | | | |
| 3 | 1'38.838 * | 20.610 | 31.521 | 15.170 | 31.537* | 333.3 | | | | | | | | |
| 4 | 1'42.273 | 20.745 | 32.712 | 16.569 | 32.247 | 336.4 | | | | | | | | |
| 5 | 1'40.022 * | 20.534 | 31.593 | 15.568 | 32.327* | 335.4 | | | | | | | | |
| 6 | 1'38.965 | 20.546 | 31.500 | 15.169 | 31.750 | 336.4 | | | | | | | | |
| 7 | 2'01.806 P | 20.671 | 31.602 | 19.313 | 50.220 | 334.3 | | | | | | | | |
| Run # 2 | Front Tyre | Slick-Hard | Rear Tyre | Slick-Soft | | | | | | | | | | |
| New Tyre | | New Tyre | | | | | | | | | | | | |
| | | | | | | | | | | | | | | |
| 10th | 23 | Enea BASTIANINI | DUCATI | | | | | ITA | | | | | | |
| | | Ducati Lenovo Team | | | | | | | | | | | | |
| | | Runs=5 Total laps=30 Full laps=21 Valid laps=18 | | | | | | | | | | | | |
| Run # 1 | Front Tyre | Slick-Medium | Rear Tyre | Slick-Medium | | | | | | | | | | |
| New Tyre | | New Tyre | | | | | | | | | | | | |
| 1 | 2'15.458 | 13.086 | 34.252 | 16.119 | 33.194 | | | | | | | | | |
| 2 | 1'43.391 | 23.130 | 32.494 | 15.600 | 32.167 | 335.4 | | | | | | | | |
| 3 | 1'43.930 * | 20.986 | 32.450 | 17.938 | 32.556* | 333.3 | | | | | | | | |
| 4 | 1'40.315 | 20.878 | 31.827 | 15.438 | 32.172 | 334.3 | | | | | | | | |
| 5 | 1'42.861 | 22.965 | 32.204 | 15.414 | 32.278 | 332.3 | | | | | | | | |
| 6 | 1'40.040 | 20.762 | 31.718 | 15.288 | 32.272 | 334.3 | | | | | | | | |
| 7 | 1'41.967 | 22.253 | 31.964 | 15.551 | 32.199 | 330.2 | | | | | | | | |
| 8 | 1'39.978 * | 20.670 | 31.738 | 15.455* | 32.115* | 332.3 | | | | | | | | |
| 9 | 2'02.547 P | 22.142* | 34.222* | 16.110* | 50.073 | 331.2 | | | | | | | | |
| Run # 2 | Front Tyre | Slick-Medium | Rear Tyre | Slick-Medium | | | | | | | | | | |
| New Tyre | | New Tyre | | | | | | | | | | | | |
| 9 Laps at start | | | | | | | | | | | | | | |
| 10 | 28'58.244 P | 12.971 | 38.898 | 16.462 | 33.021 | | | | | | | | | |
| 11 | 1'43.734 | 21.147 | 32.063 | 15.387 | 35.137 | 332.3 | | | | | | | | |
| 12 | 1'39.634 | 20.891 | 31.761 | 15.206 | 31.776 | 332.3 | | | | | | | | |
| 13 | 1'39.581 | 20.818 | 31.690 | 15.224 | 31.849 | 333.3 | | | | | | | | |
| 14 | 1'40.972 | 20.747 | 31.599 | 15.285 | 33.341 | 334.3 | | | | | | | | |
| 15 | 1'39.455 | 20.697 | 31.680 | 15.239 | 31.839 | 333.3 | | | | | | | | |
| 16 | 1'42.990 | 22.759 | 32.757 | 15.363 | 32.111 | 333.3 | | | | | | | | |
| 17 | 1'39.382 | 20.630 | 31.664 | 15.174 | 31.914 | 335.4 | | | | | | | | |
| 18 | 1'58.439 P | 21.558 | 32.676 | 15.562 | 48.643 | 335.4 | | | | | | | | |
| Run # 3 | Front Tyre | Slick-Medium | Rear Tyre | Slick-Medium | | | | | | | | | | |
| 9 Laps at start | | | | | 18 Laps at start | | | | | | | | | |
| 19 | 8'48.310 | 13.008 | 37.452 | 15.539 | 32.622 | | | | | | | | | |
| 20 | 1'39.763 | 20.684 | 31.849 | 15.271 | 31.959 | 332.3 | | | | | | | | |
| 21 | 1'42.843 | 20.601 | 34.972 | 15.245 | 32.025 | 332.3 | | | | | | | | |
| 22 | 1'56.219 P | 20.723 | 31.589 | 15.701 | 48.206 | 334.3 | | | | | | | | |

| | | | | | | | |
|---------------------------------|----------------------|-----|-----------------|--------|--------|--------|--------|
| Fastest Lap: Jack MILLER | Red Bull KTM Factory | AUS | 1'37.709 | 20.430 | 31.063 | 14.952 | 31.264 |
|---------------------------------|----------------------|-----|-----------------|--------|--------|--------|--------|

These data/results cannot be reproduced, stored and/or transmitted in whole or in part by any manner of electronic, mechanical, photocopying, recording, broadcasting or otherwise now known or herein after developed without the previous express consent by the copyright owner, except for reproduction in daily press and regular printed publications on sale to the public within 60 days of the event related to those data/results and always provided that copyright symbol appears together as follows below.

Official MotoGP Timing by TISSOT
www.motogp.com

Portimao, Friday, March 24, 2023

Page 4 of 9



Practice Nr. 2

MotoGP

| Lap | Lap Time | T1 | T2 | T3 | T4 | Speed | Lap | Lap Time | T1 | T2 | T3 | T4 | Speed | | |
|----------------|-------------------------|---------------|------------------------|---------------|-----------------|-------------------|-------------------------|-----------------|-------------------------|-------------------------|------------------------|------------------------|-----------------|----------|-------|
| 17 | 2'00.302 | P | 22.724 | 32.818 | 15.978 | 48.782 | 329.2 | 15th 30 | Takaaki NAKAGAMI | HONDA | | | JPN | | |
| Run # 4 | Front Tyre Slick-Soft | | Rear Tyre Slick-Soft | | New Tyre | | New Tyre | | | Runs=6 | Total laps=27 | Full laps=16 | Valid laps=13 | | |
| 18 | 6'00.295 | | 12.553 | 33.280 | 15.685 | 32.203 | Run # 1 | | | Front Tyre Slick-Medium | | Rear Tyre Slick-Medium | | New Tyre | |
| 19 | 1'41.450 | * | 20.556 | 31.764 | 16.428* | 32.702* | 329.2 | | | New Tyre | | New Tyre | | | |
| 20 | 2'08.570 | P | 23.058* | 36.003* | 17.614* | 51.895 | 323.3 | 1 | 2'13.854 | 13.664 | 36.144 | 16.845 | 33.892 | | |
| Run # 5 | Front Tyre Slick-Soft | | Rear Tyre Slick-Soft | | 3 Laps at start | | 3 Laps at start | | 2 | 1'42.425 | 21.488 | 33.131 | 15.540 | 32.266 | 333.3 |
| 21 | 23'53.017 | P | 13.229 | 34.128 | 16.084 | 33.050 | 22 | 1'39.123 | 20.520 | 31.689 | 15.096 | 31.818 | 329.2 | | |
| 22 | 1'39.123 | | 20.520 | 31.689 | 15.096 | 31.818 | 329.2 | 3 | 1'41.044 | 21.006 | 31.968 | 15.270 | 32.800 | 331.2 | |
| 23 | 1'59.284 | P | 23.226 | 32.878 | 15.602 | 47.578 | 327.2 | 4 | 1'39.979 | 20.864 | 31.904 | 15.191 | 32.020 | 335.4 | |
| Run # 6 | Front Tyre Slick-Soft | | Rear Tyre Slick-Soft | | New Tyre | | New Tyre | | 5 | 1'40.186 | 21.016 | 31.908 | 15.271 | 31.991 | 331.2 |
| 24 | 5'10.886 | | 12.552 | 33.408 | 16.122 | 34.885 | 25 | 1'38.416 | 20.520 | 31.402 | 15.008 | 31.486 | 334.3 | | |
| 25 | 1'38.416 | | 20.520 | 31.402 | 15.008 | 31.486 | 334.3 | 6 | 2'01.609 | P | 22.955 | 33.800 | 15.778 | 49.076 | 331.2 |
| 26 | 1'41.038 | * | 21.077* | 32.541 | 15.552 | 31.868 | 335.4 | Run # 2 | Front Tyre Slick-Medium | | Rear Tyre Slick-Medium | | 6 Laps at start | | |
| 14th 93 | Marc MARQUEZ | HONDA | | | SPA | Repsol Honda Team | | 7 | 34'25.938 | 13.369 | 35.238 | 16.236 | 33.063 | | |
| Runs=5 | | Total laps=25 | Full laps=16 | Valid laps=15 | Run # 1 | | Front Tyre Slick-Medium | | Rear Tyre Slick-Medium | | New Tyre | | New Tyre | | |
| 1 | 2'25.215 | | 13.172 | 34.040 | 16.228 | 33.537 | 12 | 7'20.158 | 13.268 | 35.447 | 16.269 | 33.319 | | | |
| 2 | 1'43.018 | | 21.286 | 33.136 | 15.770 | 32.826 | 328.2 | 13 | 1'42.050 | 21.450 | 32.874 | 15.420 | 32.306 | 325.3 | |
| 3 | 1'41.424 | * | 20.930 | 32.327 | 15.297 | 32.870* | 327.2 | 14 | 1'40.829 | 21.011 | 32.124 | 15.480 | 32.214 | 327.2 | |
| 4 | 1'39.806 | | 20.811 | 31.709 | 15.191 | 32.095 | 333.3 | 15 | 1'40.734 | 20.813 | 32.162 | 15.392 | 32.367 | 330.2 | |
| 5 | 1'39.795 | | 20.623 | 31.764 | 15.249 | 32.159 | 333.3 | 16 | 1'56.496 | P | 20.770 | 31.963 | 15.230 | 48.533 | 328.2 |
| 6 | 2'00.637 | P | 21.535 | 34.328 | 15.798 | 48.976 | 332.3 | Run # 4 | Front Tyre Slick-Soft | | Rear Tyre Slick-Soft | | New Tyre | | |
| Run # 2 | Front Tyre Slick-Medium | | Rear Tyre Slick-Medium | | 6 Laps at start | | 6 Laps at start | | 17 | 7'20.383 | 13.336 | 34.844 | 15.912 | 32.735 | |
| 7 | 33'56.926 | | 12.468 | 35.038 | 16.145 | 33.673 | 8 | 1'45.504 | 20.987 | 32.655 | 16.093 | 35.769 | 328.2 | | |
| 8 | 1'45.504 | | 20.987 | 32.655 | 16.093 | 35.769 | 328.2 | 9 | 1'39.666 | 20.742 | 31.812 | 15.220 | 31.892 | 332.3 | |
| 9 | 1'39.666 | | 20.742 | 31.812 | 15.220 | 31.892 | 332.3 | 10 | 1'39.665 | 20.722 | 31.711 | 15.179 | 32.053 | 334.3 | |
| 10 | 1'39.665 | | 20.722 | 31.711 | 15.179 | 32.053 | 334.3 | 11 | 1'41.200 | 20.929 | 31.838 | 15.192 | 33.241 | 331.2 | |
| 11 | 1'41.200 | | 20.929 | 31.838 | 15.192 | 33.241 | 331.2 | 12 | 1'39.556 | 20.754 | 31.671 | 15.182 | 31.949 | 333.3 | |
| 12 | 1'39.556 | | 20.754 | 31.671 | 15.182 | 31.949 | 333.3 | 13 | 2'01.689 | P | 22.106 | 33.779 | 15.863 | 49.941 | 335.4 |
| 13 | 2'01.689 | P | 22.106 | 33.779 | 15.863 | 49.941 | 335.4 | Run # 3 | Front Tyre Slick-Hard | | Rear Tyre Slick-Soft | | New Tyre | | |
| 14 | 5'41.434 | | 13.514 | 33.515 | 15.535 | 32.951 | 15 | 1'40.931 | 20.830 | 32.594 | 15.377 | 32.130 | 328.2 | | |
| 15 | 1'40.931 | | 20.830 | 32.594 | 15.377 | 32.130 | 328.2 | 16 | 1'38.665 | 20.508 | 31.358 | 15.008 | 31.791 | 329.2 | |
| 16 | 1'38.665 | | 20.508 | 31.358 | 15.008 | 31.791 | 329.2 | 17 | 1'40.111 | 20.793 | 31.837 | 15.339 | 32.142 | 328.2 | |
| 17 | 1'40.111 | | 20.793 | 31.837 | 15.339 | 32.142 | 328.2 | 18 | 1'39.137 | 20.600 | 31.484 | 15.109 | 31.944 | 328.2 | |
| 18 | 1'39.137 | | 20.600 | 31.484 | 15.109 | 31.944 | 328.2 | 19 | 1'59.036 | P | 21.210 | 33.285 | 15.742 | 48.799 | 329.2 |
| 19 | 1'59.036 | P | 21.210 | 33.285 | 15.742 | 48.799 | 329.2 | Run # 4 | Front Tyre Slick-Medium | | Rear Tyre Slick-Soft | | New Tyre | | |
| 20 | 32'03.667 | | 12.813 | 32.987 | 15.469 | 31.832 | 21 | 1'38.491 | 20.459 | 31.514 | 15.049 | 31.469 | 337.5 | | |
| 21 | 1'38.491 | | 20.459 | 31.514 | 15.049 | 31.469 | 337.5 | 22 | 1'38.419 | 20.461 | 31.343 | 15.109 | 31.506 | 338.5 | |
| 22 | 1'38.419 | | 20.461 | 31.343 | 15.109 | 31.506 | 338.5 | 23 | 1'56.699 | P | 21.736 | 32.055 | 15.148 | 47.760 | 339.6 |
| 23 | 1'56.699 | P | 21.736 | 32.055 | 15.148 | 47.760 | 339.6 | Run # 5 | Front Tyre Slick-Medium | | Rear Tyre Slick-Soft | | 4 Laps at start | | |
| 24 | 2'55.317 | | 12.677 | 32.398 | 15.343 | 31.567 | 25 | 1'43.386 | 22.451 | 34.046 | 15.355 | 31.534 | 337.5 | | |
| 25 | 1'43.386 | | 22.451 | 34.046 | 15.355 | 31.534 | 337.5 | | | | | | | | |

Fastest Lap: Jack MILLER Red Bull KTM Factory AUS **1'37.709** 20.430 31.063 14.952 31.264

These data/results cannot be reproduced, stored and/or transmitted in whole or in part by any manner of electronic, mechanical, photocopying, recording, broadcasting or otherwise now known or herein after developed without the previous express consent by the copyright owner, except for reproduction in daily press and regular printed publications on sale to the public within 60 days of the event related to those data/results and always provided that copyright symbol appears together as follows below.
© DORNA, 2023

Official MotoGP Timing by TISSOT
www.motogp.com

Portimao, Friday, March 24, 2023

Page 6 of 9



Practice Nr. 2

MotoGP

| Lap | Lap Time | T1 | T2 | T3 | T4 | Speed | Lap | Lap Time | T1 | T2 | T3 | T4 | Speed | | | | |
|-------------|-------------------|---|---------------|------------------|---------------|-------|-------------|----------------------------|---|---------------|---|---------------|--------------|--------------|-----------|------------|--|
| Run # 2 | Front Tyre | Slick-Hard | | Rear Tyre | Slick-Soft | | 18 | 1'38.904 | 20.661 | 31.328 | 15.053 | 31.862 | 331.2 | | | | |
| | | 7 Laps at start | | 7 Laps at start | | | 19 | 1'52.068 | 26.030 | 33.963 | 16.476 | 35.599 | 332.3 | | | | |
| 8 | 32'31.744 | 13.333 | 34.110 | 15.879 | 32.654 | | 20 | 2'02.318 P | 21.171 | 35.249 | 16.182 | 49.716 | 337.5 | | | | |
| | unfinished | 21.007 | | 330.2 | | | Run # 6 | Front Tyre | Slick-Medium | | Rear Tyre | Slick-Soft | | | | | |
| Run # 3 | Front Tyre | Slick-Medium | | Rear Tyre | Slick-Medium | | | | 5 Laps at start | | 5 Laps at start | | | | | | |
| | | 17 Laps at start | | 17 Laps at start | | | 21 | 6'12.888 | 17.325 | 35.501 | 16.679 | 34.152 | | | | | |
| 9 | 1'43.649 | 15.278 | 37.330 | 16.915 | 34.126 | | | | | | | | | | | | |
| 10 | 1'42.929 | 21.614 | 33.277 | 15.597 | 32.441 | | | | | | 18th | | 33 | | | | |
| 11 | 1'40.640 | 20.989 | 32.106 | 15.340 | 32.205 | | | | | | Brad BINDER | | KTM | RSA | | | |
| 12 | 1'40.766 | 21.017 | 32.099 | 15.393 | 32.257 | | | | | | Red Bull KTM Factory Racing | | | | | | |
| 13 | 1'40.691 | 21.070 | 31.964 | 15.379 | 32.278 | | | | | | Runs=4 Total laps=25 Full laps=18 Valid laps=18 | | | | | | |
| 14 | 1'56.771 P | 20.974 | 31.997 | 15.264 | 48.536 | | | | | | Run # 1 | | Front Tyre | Slick-Hard | Rear Tyre | Slick-Soft | |
| | | | | | | | | | | | | | | New Tyre | | New Tyre | |
| Run # 4 | Front Tyre | Slick-Medium | | Rear Tyre | Slick-Soft | | 1 | 2'08.672 | 13.425 | 34.642 | 16.393 | 35.444 | | | | | |
| | | New Tyre | | New Tyre | | | 2 | 1'42.889 | 21.537 | 33.585 | 15.629 | 32.138 | | 332.3 | | | |
| 15 | 31'20.602 | 14.528 | 35.331 | 16.299 | 36.773 | | 3 | 1'40.158 | 20.919 | 31.822 | 15.291 | 32.126 | | 335.4 | | | |
| 16 | 1'40.500 * | 20.908 | 32.141 | 15.293 | 32.158* | | 4 | 1'39.553 | 20.755 | 31.729 | 15.295 | 31.774 | | 341.7 | | | |
| 17 | 1'39.107 | 20.752 | 31.577 | 15.100 | 31.678 | | 5 | 1'39.662 | 20.786 | 31.848 | 15.277 | 31.751 | | 340.6 | | | |
| 18 | 1'56.100 P | 20.717 | 31.824 | 15.577 | 47.982 | | 6 | 1'39.306 | 20.801 | 31.550 | 15.170 | 31.785 | | 342.8 | | | |
| | | | | | | | 7 | 1'39.503 | 20.767 | 31.661 | 15.262 | 31.813 | | 338.5 | | | |
| Run # 5 | Front Tyre | Slick-Medium | | Rear Tyre | Slick-Soft | | 8 | 2'07.247 P | 24.865 | 32.417 | 15.615* | 54.350 | | 337.5 | | | |
| | | 4 Laps at start | | New Tyre | | | Run # 2 | Front Tyre | Slick-Hard | | Rear Tyre | Slick-Soft | | | | | |
| 19 | 4'09.669 | 13.760 | 40.390 | 15.689 | 32.093 | | | | 8 Laps at start | | 8 Laps at start | | | | | | |
| 20 | 1'38.882 | 20.745 | 31.539 | 15.042 | 31.556 | 333.3 | 9 | 31'11.559 P | 12.772 | 34.423 | 16.068 | 33.066 | | | | | |
| 21 | 1'39.365 | 20.791 | 31.530 | 15.194 | 31.850 | | 10 | 1'41.657 | 21.184 | 32.577 | 15.616 | 32.280 | | 335.4 | | | |
| | | | | | | | 11 | 1'40.257 | 20.690 | 32.041 | 15.367 | 32.159 | | 337.5 | | | |
| 17th | 25 | Raul FERNANDEZ | | APRILIA | | SPA | 12 | 1'39.941 | 20.675 | 31.935 | 15.381 | 31.950 | | 338.5 | | | |
| | | CryptoDATA RNF MotoGP Team | | | | | 13 | 1'46.027 | 20.604 | 31.820 | 20.685 | 32.918 | | 337.5 | | | |
| | | Runs=6 Total laps=21 Full laps=11 Valid laps=10 | | | | | 14 | 1'39.907 | 20.758 | 31.945 | 15.245 | 31.959 | | 338.5 | | | |
| Run # 1 | Front Tyre | Slick-Medium | | Rear Tyre | Slick-Soft | | 15 | 1'39.430 | 20.565 | 31.812 | 15.314 | 31.739 | | 339.6 | | | |
| | | New Tyre | | New Tyre | | | 16 | 2'05.250 P | 26.278 | 32.862 | 15.428 | 50.682 | | 340.6 | | | |
| 1 | 2'39.086 | 14.273 | 34.629 | 16.815 | 33.447 | | Run # 3 | Front Tyre | Slick-Hard | | Rear Tyre | Slick-Soft | | | | | |
| 2 | 1'41.364 | 21.844 | 32.193 | 15.278 | 32.049 | | | | New Tyre | | New Tyre | | | | | | |
| 3 | 1'39.648 * | 20.845 | 31.631 | 15.182 | 31.990* | | 17 | 11'02.633 | 12.897 | 33.437 | 15.818 | 32.602 | | | | | |
| 4 | 1'47.325 | 21.388 | 37.937 | 15.741 | 32.259 | | 18 | 1'39.765 | 20.513 | 31.992 | 15.246 | 32.014 | | 336.4 | | | |
| 5 | 2'01.223 P | 20.894 | 31.536 | 17.696 | 51.097 | | 19 | 1'39.089 | 20.454 | 31.486 | 15.307 | 31.842 | | 335.4 | | | |
| | | | | | | | 20 | 1'39.098 | 20.458 | 31.588 | 15.163 | 31.889 | | 336.4 | | | |
| Run # 2 | Front Tyre | Slick-Medium | | Rear Tyre | Slick-Soft | | 21 | 2'07.546 P | 24.882 | 33.663 | 16.691* | 52.310 | | 332.3 | | | |
| | | 5 Laps at start | | 5 Laps at start | | | Run # 4 | Front Tyre | Slick-Hard | | Rear Tyre | Slick-Soft | | | | | |
| 6 | 37'08.270 | 14.337 | 33.402 | 16.372 | 32.726 | | | | 5 Laps at start | | New Tyre | | | | | | |
| 7 | 1'39.732 | 20.893 | 31.680 | 15.217 | 31.942 | | 22 | 34'17.752 P | 13.106 | 37.768 | 16.338 | 35.150 | | | | | |
| 8 | 1'41.576 | 22.247 | 31.957 | 15.361 | 32.011 | | 23 | 1'44.103 | 20.680 | 35.900 | 15.656 | 31.867 | | 338.5 | | | |
| 9 | 1'39.494 | 20.773 | 31.643 | 15.114 | 31.964 | | 24 | 1'38.910 | 20.477 | 31.704 | 15.129 | 31.600 | 337.5 | | | | |
| 10 | 1'59.890 P | 21.672 | 33.086 | 15.738 | 49.394 | | 25 | 1'39.058 | 20.490 | 31.503 | 15.159 | 31.906 | | 335.4 | | | |
| | | | | | | | | | | | | | | | | | |
| Run # 3 | Front Tyre | Slick-Soft | | Rear Tyre | Slick-Soft | | 19th | 88 | Miguel OLIVEIRA | | APRILIA | | POR | | | | |
| | | New Tyre | | New Tyre | | | | CryptoDATA RNF MotoGP Team | | | | | | | | | |
| 11 | 7'06.100 | 13.713 | 33.091 | 15.644 | 32.344 | | | | Runs=5 Total laps=24 Full laps=16 Valid laps=14 | | | | | | | | |
| 12 | 1'39.686 | 20.786 | 31.736 | 15.241 | 31.923 | | Run # 1 | Front Tyre | Slick-Hard | | Rear Tyre | Slick-Soft | | | | | |
| 13 | 1'39.322 | 20.683 | 31.611 | 15.145 | 31.883 | | | | New Tyre | | New Tyre | | | | | | |
| 14 | 2'05.093 P | 24.892 | 34.984 | 15.781 | 49.436 | | 1 | 2'13.117 | 13.259 | 34.625 | 16.200 | 33.288 | | | | | |
| | | | | | | | 2 | 1'40.704 | 20.912 | 32.028 | 15.616 | 32.148 | | 334.3 | | | |
| Run # 4 | Front Tyre | Slick-Soft | | Rear Tyre | Slick-Soft | | 3 | 1'39.522 | 20.728 | 31.670 | 15.252 | 31.872 | | 335.4 | | | |
| | | 4 Laps at start | | 4 Laps at start | | | 4 | 1'39.293 | 20.682 | 31.650 | 15.178 | 31.783 | | 337.5 | | | |
| 15 | 6'53.272 | 13.403 | 33.061 | 15.420 | 32.269 | | 5 | 1'39.177 | 20.592 | 31.526 | 15.236 | 31.823 | | 338.5 | | | |
| | unfinished | 20.561 | 31.477 | 15.101 | 333.3 | | 6 | 1'39.174 | 20.671 | 31.511 | 15.175 | 31.817 | | 341.7 | | | |
| Run # 5 | Front Tyre | Slick-Medium | | Rear Tyre | Slick-Soft | | 7 | 1'42.231 | 21.563 | 32.700 | 15.568 | 32.400 | | 340.6 | | | |
| | | New Tyre | | New Tyre | | | | | | | | | | | | | |
| 16 | 1'35.919 * | 13.031 | 34.053 | 16.259 | 32.576* | | | | | | | | | | | | |
| 17 | 1'39.681 * | 20.738 | 31.685 | 15.091 | 32.167* | | | | | | | | | | | | |

Fastest Lap: Jack MILLER Red Bull KTM Factory AUS **1'37.709** 20.430 31.063 14.952 31.264

These data/results cannot be reproduced, stored and/or transmitted in whole or in part by any manner of electronic, mechanical, photocopying, recording, broadcasting or otherwise now known or herein after developed without the previous express consent by the copyright owner, except for reproduction in daily press and regular printed publications on sale to the public within 60 days of the event related to those data/results and always provided that copyright symbol appears together as follows below.
© DORNA, 2023



Practice Nr. 2

MotoGP

| Lap | Lap Time | T1 | T2 | T3 | T4 | Speed | Lap | Lap Time | T1 | T2 | T3 | T4 | Speed | | | | |
|-------------------|-----------|----|----------|---------|----------|---------|-----------------|----------------|-----------------|-----------------|-----------------|-----------------|-----------|------------|-------|--|--|
| 8 | 1'39.826 | * | 20.788 | 31.666 | 15.314 | 32.058* | 336.4 | 20 | 2'00.488 | P | 20.597 | 34.414 | 15.994 | 49.483 | 333.3 | | |
| 9 | 2'05.345 | P | 23.511* | 34.450* | 16.781* | 50.603 | 328.2 | Run # 4 | | | Front Tyre | Slick-Medium | Rear Tyre | Slick-Soft | | | |
| | | | New Tyre | | New Tyre | | | | | | | | | | | | |
| Run # 2 | | | | | | | Front Tyre | | Slick-Hard | Rear Tyre | Slick-Soft | | | | | | |
| | | | | | | | 9 Laps at start | | 9 Laps at start | | | | | | | | |
| 10 | 29'20.148 | P | 12.920 | 34.675 | 16.448 | 32.806 | 21 | 7'51.360 | 12.695 | 33.078 | 15.630 | 32.175 | | | | | |
| 11 | 1'41.614 | * | 20.809 | 32.500* | 15.897* | 32.408 | 337.5 | 22 | 1'59.437 | P | 20.473 | 31.674 | 16.961* | 50.329 | 334.3 | | |
| 12 | 1'40.576 | | 20.694 | 32.499 | 15.454 | 31.929 | 337.5 | Run # 5 | | | Front Tyre | Slick-Medium | Rear Tyre | Slick-Soft | | | |
| | | | New Tyre | | New Tyre | | | | | 2 Laps at start | | 2 Laps at start | | | | | |
| 13 | 1'58.803 | P | 20.843 | 34.193 | 15.906 | 47.861 | 338.5 | 23 | 25'38.096 | P | 12.801 | 33.137 | 15.507 | 31.838 | | | |
| Run # 3 | | | | | | | Front Tyre | | Slick-Hard | Rear Tyre | Slick-Soft | | | | | | |
| | | | | | | | New Tyre | | New Tyre | | | | | | | | |
| 14 | 8'32.187 | | 12.793 | 33.640 | 16.051 | 32.751 | 24 | 1'57.087 | P | 20.910 | 31.722 | 15.158 | 49.297 | 338.5 | | | |
| 15 | 1'40.336 | | 20.845 | 31.943 | 15.320 | 32.228 | 333.3 | Run # 6 | | | Front Tyre | Slick-Medium | Rear Tyre | Slick-Soft | | | |
| 16 | 1'39.606 | | 20.649 | 31.649 | 15.267 | 32.041 | 333.3 | | | | 4 Laps at start | | New Tyre | | | | |
| 17 | 1'40.085 | | 20.877 | 31.779 | 15.289 | 32.140 | 335.4 | 25 | 4'27.377 | | 12.359 | 32.641 | 18.142 | 32.220 | | | |
| 18 | 1'39.868 | | 20.771 | 31.650 | 15.335 | 32.112 | 334.3 | 26 | 1'39.302 | | 20.635 | 31.564 | 15.261 | 31.842 | 335.4 | | |
| 19 | 1'58.581 | P | 20.708 | 33.382 | 16.180 | 48.311 | 332.3 | 27 | 1'38.978 | | 20.649 | 31.481 | 15.174 | 31.674 | 334.3 | | |
| Run # 4 | | | | | | | Front Tyre | | Slick-Soft | Rear Tyre | Slick-Soft | | | | | | |
| | | | | | | | New Tyre | | New Tyre | | | | | | | | |
| unfinished | | | | | | | 13.114 | 37.604 | | | | | | | | | |
| Run # 5 | | | | | | | Front Tyre | | Slick-Soft | Rear Tyre | Slick-Soft | | | | | | |
| | | | | | | | New Tyre | | New Tyre | | | | | | | | |
| 20 | 1'36.291 | * | 13.139 | 34.169 | 16.253 | 32.730* | 28 | 1'57.208 | | 31.896 | 37.419 | 15.568 | 32.325 | 331.2 | | | |
| 21 | 1'40.611 | * | 20.913 | 32.103 | 15.358 | 32.237* | 336.4 | 29 | 1'44.643 | | 20.657 | 35.252 | 16.119 | 32.615 | 332.3 | | |
| 22 | 1'39.012 | | 20.548 | 31.481 | 15.174 | 31.809 | 337.5 | | | | | | | | | | |
| 23 | 1'38.958 | | 20.592 | 31.322 | 15.210 | 31.834 | 336.4 | | | | | | | | | | |
| 24 | 2'02.139 | P | 23.782 | 32.714 | 16.353 | 49.290 | 337.5 | | | | | | | | | | |

20th 21 Franco MORBIDELLI YAMAHA ITA

Monster Energy Yamaha MotoGP

Runs=6 Total laps=29 Full laps=18 Valid laps=15

| Run # | 1 | Front Tyre | Slick-Medium | Rear Tyre | Slick-Soft | | | | | | | |
|-----------------|-----------|------------|--------------|-----------|------------|-----------------|------------------|--------------|------------------|--------------|--|--|
| 4 Laps at start | | | | | | 4 Laps at start | | | | | | |
| 1 | 1'49.307 | 12.951 | 34.232 | 16.176 | 33.465 | | | | | | | |
| 2 | 1'41.083 | 21.078 | 32.169 | 15.495 | 32.341 | 327.2 | | | | | | |
| 3 | 1'40.234 | 20.719 | 31.824 | 15.447 | 32.244 | 329.2 | | | | | | |
| 4 | 1'39.951 | 20.767 | 31.752 | 15.335 | 32.097 | 331.2 | | | | | | |
| 5 | 1'40.237 | 20.808 | 31.913 | 15.334 | 32.182 | 330.2 | | | | | | |
| 6 | 1'40.070 | * | 20.763 | 31.770 | 15.399 | 32.138* | 331.2 | | | | | |
| 7 | 1'39.925 | | 20.682 | 31.821 | 15.349 | 32.073 | 333.3 | | | | | |
| 8 | 1'40.025 | * | 20.749 | 31.831 | 15.327 | 32.118* | 331.2 | | | | | |
| 9 | 2'08.827 | P | 24.390* | 37.307* | 17.155* | 49.975 | 321.4 | | | | | |
| Run # 2 | | | | | | | Front Tyre | Slick-Medium | Rear Tyre | Slick-Soft | | |
| | | | | | | | 13 Laps at start | | 13 Laps at start | | | |
| 10 | 29'41.713 | P | 13.073 | 33.924 | 15.909 | 32.673 | | | | | | |
| 11 | 1'40.513 | * | 20.806 | 32.142* | 15.637* | 31.928 | 334.3 | | | | | |
| 12 | 1'39.699 | | 20.817 | 31.822 | 15.260 | 31.800 | 336.4 | | | | | |
| 13 | 1'39.887 | | 20.747 | 31.915 | 15.312 | 31.913 | 339.6 | | | | | |
| 14 | 2'02.460 | P | 23.092 | 34.663 | 15.620 | 49.085 | 338.5 | | | | | |
| Run # 3 | | | | | | | Front Tyre | Slick-Medium | Rear Tyre | Slick-Medium | | |
| | | | | | | | 18 Laps at start | | 9 Laps at start | | | |
| 15 | 5'15.582 | | 12.998 | 33.523 | 15.795 | 32.202 | | | | | | |
| 16 | 1'39.656 | | 20.648 | 31.782 | 15.356 | 31.870 | 332.3 | | | | | |
| 17 | 1'39.679 | | 20.692 | 31.717 | 15.285 | 31.985 | 332.3 | | | | | |
| 18 | 1'39.565 | | 20.682 | 31.709 | 15.323 | 31.851 | 331.2 | | | | | |
| 19 | 1'49.739 | | 21.767 | 39.258 | 16.331 | 32.383 | 333.3 | | | | | |

| Run # | 4 | Front Tyre | Slick-Medium | Rear Tyre | Slick-Soft | | | | | | | |
|----------------|-----------|------------|--------------|-----------|------------|--------|-----------------|--------------|-----------------|------------|--|--|
| | | | | | | | New Tyre | | New Tyre | | | |
| 21 | 7'51.360 | | 12.695 | 33.078 | 15.630 | 32.175 | | | | | | |
| 22 | 1'59.437 | P | 20.473 | 31.674 | 16.961* | 50.329 | 334.3 | | | | | |
| Run # 5 | | | | | | | Front Tyre | Slick-Medium | Rear Tyre | Slick-Soft | | |
| | | | | | | | 2 Laps at start | | 2 Laps at start | | | |
| 23 | 25'38.096 | P | 12.801 | 33.137 | 15.507 | 31.838 | | | | | | |
| 24 | 1'57.087 | P | 20.910 | 31.722 | 15.158 | 49.297 | 338.5 | | | | | |
| Run # 6 | | | | | | | Front Tyre | Slick-Medium | Rear Tyre | Slick-Soft | | |
| | | | | | | | 4 Laps at start | | New Tyre | | | |
| 25 | 4'27.377 | | 12.359 | 32.641 | 18.142 | 32.220 | | | | | | |
| 26 | 1'39.302 | | 20.635 | 31.564 | 15.261 | 31.842 | 335.4 | | | | | |
| 27 | 1'38.978 | | 20.649 | 31.481 | 15.174 | 31.674 | 334.3 | | | | | |
| 28 | 1'57.208 | | 31.896 | 37.419 | 15.568 | 32.325 | 331.2 | | | | | |
| 29 | 1'44.643 | | 20.657 | 35.252 | 16.119 | 32.615 | 332.3 | | | | | |

21st 49 Fabio DI GIANNANTONI DUCATI ITA

Gresini Racing MotoGP

Runs=6 Total laps=24 Full laps=13 Valid laps=10

| Run # | 1 | Front Tyre | Slick-Medium | Rear Tyre | Slick-Medium | | | | | | | |
|-----------------|-----------|------------|--------------|-----------|--------------|---------|------------------|------------|-----------------|------------|--|--|
| 3 Laps at start | | | | | | | | | | | | |
| 1 | 2'03.444 | | 13.184 | 34.602 | 16.293 | 33.429 | | | | | | |
| 2 | 1'42.463 | | 21.491 | 32.684 | 15.682 | 32.606 | 337.5 | | | | | |
| 3 | 1'41.616 | | 21.072 | 32.256 | 15.794 | 32.494 | 330.2 | | | | | |
| 4 | 1'41.551 | | 21.198 | 32.295 | 15.549 | 32.509 | 329.2 | | | | | |
| 5 | 1'44.193 | | 20.960 | 31.978 | 18.333 | 32.922 | 335.4 | | | | | |
| 6 | 1'41.038 | | 20.985 | 32.136 | 15.513 | 32.404 | 332.3 | | | | | |
| 7 | 2'05.018 | P | 23.772 | 34.218 | 16.478 | 50.550 | 331.2 | | | | | |
| Run # 2 | | | | | | | Front Tyre | Slick-Soft | Rear Tyre | Slick-Soft | | |
| | | | | | | | 10 Laps at start | | 4 Laps at start | | | |
| 8 | 32'39.643 | | 13.162 | 34.020 | 16.017 | 32.790 | | | | | | |
| 9 | 1'41.331 | * | 20.984 | 32.282* | 15.770* | 32.295 | 331.2 | | | | | |
| 10 | 1'40.442 | | 20.747 | 32.015 | 15.451 | 32.229 | 336.4 | | | | | |
| 11 | 1'40.514 | | 21.037 | 31.950 | 15.393 | 32.134 | 329.2 | | | | | |
| 12 | 2'04.447 | P | 21.014 | 33.883 | 18.945 | 50.605 | 331.2 | | | | | |
| Run # 3 | | | | | | | Front Tyre | Slick-Soft | Rear Tyre | Slick-Soft | | |
| | | | | | | | 15 Laps at start | | 9 Laps at start | | | |
| 13 | 12'29.184 | | 13.589 | 33.730 | 15.854 | 33.268 | | | | | | |
| 14 | 1'40.958 | | 21.011 | 32.162 | 15.417 | 32.368 | 327.2 | | | | | |
| 15 | 1'58.178 | P | 20.975 | 31.930 | 15.461 | 49.812 | 328.2 | | | | | |
| Run # 4 | | | | | | | Front Tyre | Slick-Soft | Rear Tyre | Slick-Soft | | |
| | | | | | | | New Tyre | | New Tyre | | | |
| 16 | 5'55.431 | | 13.318 | 33.916 | 15.802 | 32.616 | | | | | | |
| 17 | 2'00.304 | P | 20.798 | 32.015 | 16.326 | 51.165 | 329.2 | | | | | |
| Run # 5 | | | | | | | Front Tyre | Slick-Soft | Rear Tyre | Slick-Soft | | |
| | | | | | | | 2 Laps at start | | New Tyre | | | |
| 18 | 25'29.652 | P | 12.427 | 33.356 | 15.640 | 32.123 | | | | | | |
| 19 | 1'39.734 | * | 20.845 | 31.702 | 15.174 | 32.013* | 336.4 | | | | | |
| 20 | 1'39.421 | | 20.675 | 31.594 | 15.211 | 31.941 | 331.2 | | | | | |
| 21 | 1'59.820 | P | 20.995 | 33.203 | 15.906 | 49.716 | 328.2 | | | | | |
| Run # 6 | | | | | | | Front Tyre | Slick-Soft | Rear Tyre | Slick-Soft | | |
| | | | | | | | 6 Laps at start | | 2 Laps at start | | | |
| 22 | 3'28.678 | | 13.369 | 32.978 | 15.669 | 32.207 | | | | | | |
| 23 | 1'39.803 | | 20.757 | 31.780 | 15.299 | 31.967 | 330.2 | | | | | |

Fastest Lap: Jack MILLER Red Bull KTM Factory AUS 1'37.709 20.430 31.063 14.952 31.264

These data/results cannot be reproduced, stored and/or transmitted in whole or in part by any manner of electronic, mechanical, photocopying, recording, broadcasting or otherwise now known or herein after developed without the previous express consent by the copyright owner, except for reproduction in daily press and regular printed publications on sale to the public within 60 days of the event related to those data/results and always provided that copyright symbol appears together as follows below.
© DORNA, 2023Official MotoGP Timing by TISSOT
www.motogp.com

Portimao, Friday, March 24, 2023

Page 8 of 9



Practice Nr. 2

MotoGP

| Lap | Lap Time | T1 | T2 | T3 | T4 | Speed | Lap | Lap Time | T1 | T2 | T3 | T4 | Speed |
|-----|------------|---------|--------|--------|--------|-------|-----|----------|----|----|----|----|-------|
| 24 | 1'44.212 * | 22.495* | 32.623 | 15.897 | 33.197 | 330.2 | | | | | | | |

22nd **44** **Po ESPARGARO** KTM SPA
 GASGAS Factory Racing Tech3

Runs=4 Total laps=10 Full laps=4 Valid laps=5

| Run # | 1 | Front Tyre | Slick-Hard | Rear Tyre | Slick-Soft |
|-------|---|------------|------------|-----------|------------|
| | | | New Tyre | | New Tyre |

| | | | | | |
|---|-------------------|--------|--------|--------|--------|
| 1 | 2'13.375 | 13.207 | 34.430 | 16.290 | 33.326 |
| 2 | 1'40.960 | 21.200 | 32.217 | 15.514 | 32.029 |
| | unfinished | 20.667 | 31.689 | 15.402 | 339.6 |

| Run # | 2 | Front Tyre | Slick-Medium | Rear Tyre | Slick-Medium |
|-------|---|------------|--------------|-----------|--------------|
| | | | New Tyre | | New Tyre |

| | | | | | |
|---|-----------------|--------|---------|---------|--------|
| 3 | 1'38.816 * | 12.446 | 36.493* | 16.935* | 32.942 |
| 4 | 1'44.246 * | 21.089 | 32.409* | 15.687* | 35.061 |
| 5 | 1'40.435 | 20.771 | 32.092 | 15.393 | 32.179 |
| 6 | 1'40.506 | 20.813 | 31.914 | 15.450 | 32.329 |
| 7 | 2'03.338 P | 23.502 | 33.706 | 16.587 | 49.543 |

| Run # | 3 | Front Tyre | Slick-Medium | Rear Tyre | Slick-Soft |
|-------|---|------------|-----------------|-----------|-----------------|
| | | | 5 Laps at start | | 2 Laps at start |

| | | | | | |
|----|-----------------|--------|--------|--------|--------|
| 8 | 11'36.940 | 13.538 | 34.681 | 16.267 | 32.903 |
| 9 | 1'40.130 | 20.687 | 31.879 | 15.380 | 32.184 |
| 10 | 1'55.463 P | 20.965 | 31.714 | 15.387 | 47.397 |

| Run # | 4 | Front Tyre | Slick-Hard | Rear Tyre | Slick-Soft |
|-------|---|------------|------------|-----------|------------|
| | | | New Tyre | | New Tyre |

unfinished 12.941 37.731

Fastest Lap: Jack MILLER Red Bull KTM Factory AUS **1'37.709** 20.430 31.063 14.952 31.264

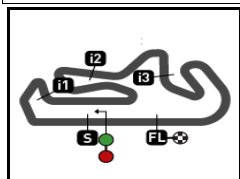
These data/results cannot be reproduced, stored and/or transmitted in whole or in part by any manner of electronic, mechanical, photocopying, recording, broadcasting or otherwise now known or herein after developed without the previous express consent by the copyright owner, except for reproduction in daily press and regular printed publications on sale to the public within 60 days of the event related to those data/results and always provided that copyright symbol appears together as follows below.
 © DORNA, 2023

Official MotoGP Timing by **TISSOT**
 www.motogp.com

Portimao, Friday, March 24, 2023

Page 9 of 9





4592 m.

GRANDE PRÉMIO TISSOT DE PORTUGAL

Practice Nr. 2

Best Partial Times

MotoGP™

IT Ideal Lap Time, sum of the best partial times

BT Best Lap Time

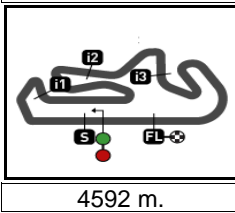
| T1 | | T2 | | T3 | | T4 | | | | | | |
|-----|-------------------------|---------------|---------------------|---------------|-----------------------|---------------|---------------------|---------------|-----|---------------------|----------|---------------|
| Pos | Rider | Time | Rider | Time | Rider | Time | Rider | Time | Pos | Rider | IT | BT |
| | 1M.VIÑALES | 20.142 | J.MILLER | 31.063 | J.MARTIN | 14.902 | J.MILLER | 31.264 | 1 | M.VIÑALES | 1'37.683 | 1'37.746 (2) |
| | 2M.BEZZECCHI | 20.249 | F.BAGNAIA | 31.156 | F.BAGNAIA | 14.919 | F.QUARTARARO | 31.333 | 2 | J.MILLER | 1'37.709 | 1'37.709 (1) |
| | 3F.BAGNAIA | 20.297 | M.VIÑALES | 31.183 | L.MARINI | 14.924 | L.MARINI | 31.385 | 3 | F.BAGNAIA | 1'37.847 | 1'37.856 (3) |
| | 4L.MARINI | 20.299 | E.BASTIANINI | 31.202 | J.MILLER | 14.952 | M.VIÑALES | 31.401 | 4 | L.MARINI | 1'37.865 | 1'37.899 (4) |
| | 5A.MARQUEZ | 20.329 | M.BEZZECCHI | 31.233 | M.VIÑALES | 14.957 | A.ESPARGARO | 31.418 | 5 | J.MARTIN | 1'37.991 | 1'37.991 (5) |
| | 6J.ZARCO | 20.334 | J.MARTIN | 31.250 | E.BASTIANINI | 14.987 | E.BASTIANINI | 31.421 | 6 | F.QUARTARAR | 1'38.015 | 1'38.015 (6) |
| | 7A.ESPARGARO | 20.378 | L.MARINI | 31.257 | F.QUARTARARO | 14.998 | J.MARTIN | 31.454 | 7 | E.BASTIANINI | 1'38.018 | 1'38.256 (10) |
| | 8J.MARTIN | 20.385 | A.MARQUEZ | 31.271 | J.MIR | 15.001 | M.MARQUEZ | 31.469 | 8 | M.BEZZECCHI | 1'38.097 | 1'38.158 (8) |
| | 9F.QUARTARARO | 20.400 | J.ZARCO | 31.284 | J.ZARCO | 15.005 | F.BAGNAIA | 31.475 | 9 | J.ZARCO | 1'38.099 | 1'38.112 (7) |
| | 10E.BASTIANINI | 20.408 | F.QUARTARARO | 31.284 | A.RINS | 15.008 | J.ZARCO | 31.476 | 10 | A.ESPARGAR | 1'38.222 | 1'38.253 (9) |
| | 11J.MILLER | 20.430 | J.MIR | 31.284 | M.MARQUEZ | 15.008 | A.RINS | 31.486 | 11 | A.MARQUEZ | 1'38.258 | 1'38.385 (11) |
| | 12J.MIR | 20.446 | A.ESPARGARO | 31.321 | T.NAKAGAMI | 15.035 | A.FERNANDEZ | 31.556 | 12 | M.MARQUEZ | 1'38.279 | 1'38.419 (14) |
| | 13B.BINDER | 20.454 | M.OLIVEIRA | 31.322 | A.FERNANDEZ | 15.042 | M.BEZZECCHI | 31.566 | 13 | J.MIR | 1'38.394 | 1'38.394 (12) |
| | 14M.MARQUEZ | 20.459 | R.FERNANDEZ | 31.328 | M.BEZZECCHI | 15.049 | T.NAKAGAMI | 31.598 | 14 | A.RINS | 1'38.416 | 1'38.416 (13) |
| | 15F.MORBIDELLI | 20.473 | M.MARQUEZ | 31.343 | R.FERNANDEZ | 15.053 | B.BINDER | 31.600 | 15 | B.BINDER | 1'38.669 | 1'38.910 (18) |
| | 16A.RINS | 20.520 | A.RINS | 31.402 | A.MARQUEZ | 15.057 | A.MARQUEZ | 31.601 | 16 | F.MORBIDELLI | 1'38.786 | 1'38.978 (20) |
| | 17M.OLIVEIRA | 20.548 | F.MORBIDELLI | 31.481 | A.ESPARGARO | 15.105 | J.MIR | 31.663 | 17 | R.FERNANDEZ | 1'38.804 | 1'38.904 (17) |
| | 18R.FERNANDEZ | 20.561 | B.BINDER | 31.486 | B.BINDER | 15.129 | F.MORBIDELLI | 31.674 | 18 | T.NAKAGAMI | 1'38.827 | 1'38.827 (15) |
| | 19P.ESPARGARO | 20.667 | T.NAKAGAMI | 31.516 | F.MORBIDELLI | 15.158 | M.OLIVEIRA | 31.783 | 18 | M.OLIVEIRA | 1'38.827 | 1'38.958 (19) |
| | 20F.DI GIANNANTO | 20.675 | A.FERNANDEZ | 31.530 | F.DI GIANNANTO | 15.174 | R.FERNANDEZ | 31.862 | 20 | A.FERNANDEZ | 1'38.845 | 1'38.882 (16) |
| | 21T.NAKAGAMI | 20.678 | F.DI GIANNANTO | 31.594 | M.OLIVEIRA | 15.174 | F.DI GIANNANTO | 31.941 | 21 | F.DI GIANNAN | 1'39.384 | 1'39.421 (21) |
| | 22A.FERNANDEZ | 20.717 | P.ESPARGARO | 31.689 | P.ESPARGARO | 15.380 | P.ESPARGARO | 32.029 | 22 | P.ESPARGAR | 1'39.765 | 1'40.130 (22) |

These data/results cannot be reproduced, stored and/or transmitted in whole or in part by any manner of electronic, mechanical, photocopying, recording, broadcasting or otherwise now known or herein after developed without the previous express consent by the copyright owner, except for reproduction in daily press and regular printed publications on sale to the public within 60 days of the event related to those data/results and always provided that copyright symbol appears together as follows below.


© DORNA, 2023

Official MotoGP Timing by **TISSOT**
www.motogp.com





GRANDE PRÉMIO TISSOT DE PORTUGAL
Practice Nr. 2
Fastest Laps Sequence

| <i>Practice Time</i> |  <i>Rider</i> | <i>Nation</i> | <i>Motorcycle</i> | <i>Time</i> | <i>Km/h</i> | <i>Rider's Lap</i> |
|----------------------|--|---------------|-------------------|-----------------|-------------|--------------------|
| 3'30.390 | 21 Franco MORBIDELLI | ITA | YAMAHA | 1'41.083 | 163.5 | 2 |
| 3'53.821 | 88 Miguel OLIVEIRA | POR | APRILIA | 1'40.704 | 164.1 | 2 |
| 4'01.748 | 36 Joan MIR | SPA | HONDA | 1'40.454 | 164.5 | 2 |
| 4'16.077 | 12 Maverick VIÑALES | SPA | APRILIA | 1'39.707 | 165.7 | 2 |
| 5'33.343 | 88 Miguel OLIVEIRA | POR | APRILIA | 1'39.522 | 166.1 | 3 |
| 6'18.644 | 20 Fabio QUARTARARO | FRA | YAMAHA | 1'39.395 | 166.3 | 3 |
| 7'12.636 | 88 Miguel OLIVEIRA | POR | APRILIA | 1'39.293 | 166.4 | 4 |
| 7'28.792 | 89 Jorge MARTIN | SPA | DUCATI | 1'39.246 | 166.5 | 4 |
| 7'34.306 | 12 Maverick VIÑALES | SPA | APRILIA | 1'38.866 | 167.2 | 4 |
| 55'12.962 | 1 Francesco BAGNAIA | ITA | DUCATI | 1'38.798 | 167.3 | 15 |
| 57'45.101 | 12 Maverick VIÑALES | SPA | APRILIA | 1'38.785 | 167.3 | 17 |
| 1:04'35.131 | 93 Marc MARQUEZ | SPA | HONDA | 1'38.665 | 167.5 | 16 |
| 1:04'45.518 | 89 Jorge MARTIN | SPA | DUCATI | 1'38.370 | 168.0 | 19 |
| 1:14'51.641 | 41 Aleix ESPARGARO | SPA | APRILIA | 1'38.253 | 168.2 | 20 |
| 1:45'44.694 | 89 Jorge MARTIN | SPA | DUCATI | 1'37.991 | 168.7 | 25 |
| 1:46'20.733 | 1 Francesco BAGNAIA | ITA | DUCATI | 1'37.856 | 168.9 | 23 |
| 1:51'20.285 | 12 Maverick VIÑALES | SPA | APRILIA | 1'37.746 | 169.1 | 25 |
| 1:51'59.393 | 43 Jack MILLER | AUS | KTM | 1'37.709 | 169.1 | 28 |

These data/results cannot be reproduced, stored and/or transmitted in whole or in part by any manner of electronic, mechanical, photocopying, recording, broadcasting or otherwise now known or herein after developed without the previous express consent by the copyright owner, except for reproduction in daily press and regular printed publications on sale to the public within 60 days of the event related to those data/results and always provided that copyright symbol appears together as follows below.

© DORNA, 2023

Official MotoGP Timing by TISSOT
 www.motogp.com

Portimao, Friday, March 24, 2023

