


GRANDE PRÉMIO TISSOT DE PORTUGAL

Free Practice Classification

MotoGP™

10

	Rider	Nation	Team	Motorcycle	Time	Lap	Total	Gap	Top Speed
1	72 Marco BEZZECCHI	ITA	Mooney VR46 Racing Team	DUCATI	1'38.577	5	14		348.3
2	20 Fabio QUARTARARO	FRA	Monster Energy Yamaha MotoGP	YAMAHA	1'38.726	4	14	0.149 0.149	340.6
3	41 Aleix ESPARGARO	SPA	Aprilia Racing	APRILIA	1'38.801	10	14	0.224 0.075	343.9
4	1 Francesco BAGNAIA	ITA	Ducati Lenovo Team	DUCATI	1'38.803	9	11	0.226 0.002	346.1
5	88 Miguel OLIVEIRA	POR	CryptoDATA RNF MotoGP Team	APRILIA	1'38.862	14	14	0.285 0.059	346.1
6	73 Alex MARQUEZ	SPA	Gresini Racing MotoGP	DUCATI	1'38.865	12	14	0.288 0.003	343.9
7	12 Maverick VIÑALES	SPA	Aprilia Racing	APRILIA	1'38.869	12	13	0.292 0.004	347.2
8	89 Jorge MARTIN	SPA	Prima Pramac Racing	DUCATI	1'38.995	5	14	0.418 0.126	345.0
9	36 Joan MIR	SPA	Repsol Honda Team	HONDA	1'39.017	10	11	0.440 0.022	336.4
10	23 Enea BASTIANINI	ITA	Ducati Lenovo Team	DUCATI	1'39.022	5	9	0.445 0.005	343.9
11	30 Takaaki NAKAGAMI	JPN	LCR Honda IDEMITSU	HONDA	1'39.118	4	14	0.541 0.096	339.6
12	21 Franco MORBIDELLI	ITA	Monster Energy Yamaha MotoGP	YAMAHA	1'39.132	14	15	0.555 0.014	338.5
13	43 Jack MILLER	AUS	Red Bull KTM Factory Racing	KTM	1'39.166	3	14	0.589 0.034	343.9
14	5 Johann ZARCO	FRA	Prima Pramac Racing	DUCATI	1'39.183	5	14	0.606 0.017	345.0
15	10 Luca MARINI	ITA	Mooney VR46 Racing Team	DUCATI	1'39.183	5	6	0.606	339.6
16	93 Marc MARQUEZ	SPA	Repsol Honda Team	HONDA	1'39.231	12	15	0.654 0.048	339.6
17	25 Raul FERNANDEZ	SPA	CryptoDATA RNF MotoGP Team	APRILIA	1'39.268	5	12	0.691 0.037	343.9
18	42 Alex RINS	SPA	LCR Honda CASTROL	HONDA	1'39.298	4	13	0.721 0.030	339.6
19	49 Fabio DI GIANNANTONIO	ITA	Gresini Racing MotoGP	DUCATI	1'39.447	9	12	0.870 0.149	343.9
20	33 Brad BINDER	RSA	Red Bull KTM Factory Racing	KTM	1'39.479	5	14	0.902 0.032	345.0
21	37 Augusto FERNANDEZ	SPA	GASGAS Factory Racing Tech3	KTM	1'39.537	7	14	0.960 0.058	338.5

Practice condition: Dry

Air: 22°

Humidity: 66%

Ground: 29°

Fastest Lap:	Lap: 5	Marco BEZZECCHI	1'38.577	167.6 Km/h
Best Race Lap:	2022	Fabio QUARTARARO	1'39.435	166.2 Km/h
All Time Lap Record:	2023	Marc MARQUEZ	1'37.226	170.0 Km/h

The results are provisional until the end of the limit for protest and appeals.

Time limit for protest expires 30' after publication of the results - Time:

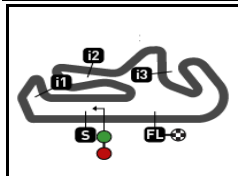
These data/results cannot be reproduced, stored and/or transmitted in whole or in part by any manner of electronic, mechanical, photocopying, recording, broadcasting or otherwise now known or herein after developed without the previous express consent by the copyright owner, except for reproduction in daily press and regular printed publications on sale to the public within 60 days of the event related to those data/results and always provided that copyright symbol appears together as follows below.

© DORNA, 2023

Official MotoGP Timing by **TISSOT**
www.motogp.com

Portimao, Saturday, March 25, 2023





4592 m.

GRANDE PRÉMIO TISSOT DE PORTUGAL

Free Practice

Top Speed & Average

MotoGP™

12



Rider	Nation	Motorcycle	Top 5 speeds					Average	Top
72 Marco BEZZECCHI	ITA	DUCATI	348.3	347.2	346.1	343.9	343.9	345.3	348.3
12 Maverick VIÑALES	SPA	APRILIA	347.2	347.2	341.7	341.7	341.7	343.3	347.2
1 Francesco BAGNAIA	ITA	DUCATI	342.8	342.8	342.8	341.7	341.7	342.4	346.1
88 Miguel OLIVEIRA	POR	APRILIA	346.1	346.1	346.1	346.1	345.0	345.9	346.1
5 Johann ZARCO	FRA	DUCATI	345.0	340.6	339.6	339.6	339.6	340.9	345.0
33 Brad BINDER	RSA	KTM	345.0	345.0	342.8	342.8	341.7	342.7	345.0
89 Jorge MARTIN	SPA	DUCATI	345.0	343.9	343.9	342.8	342.8	343.7	345.0
23 Enea BASTIANINI	ITA	DUCATI	343.9	342.8	342.8	342.8	340.6	342.6	343.9
25 Raul FERNANDEZ	SPA	APRILIA	343.9	340.6	340.6	340.6	339.6	340.8	343.9
41 Aleix ESPARGARO	SPA	APRILIA	343.9	341.7	340.6	339.6	339.6	340.5	343.9
43 Jack MILLER	AUS	KTM	343.9	342.8	342.8	340.6	340.6	341.9	343.9
49 Fabio DI GIANNANTONIO	ITA	DUCATI	343.9	342.8	340.6	340.6	338.5	340.8	343.9
73 Alex MARQUEZ	SPA	DUCATI	343.9	342.8	342.8	342.8	341.7	342.5	343.9
20 Fabio QUARTARARO	FRA	YAMAHA	340.6	339.6	338.5	338.5	338.5	339.0	340.6
10 Luca MARINI	ITA	DUCATI	339.6	338.5	338.5	337.5	335.4	337.9	339.6
30 Takaaki NAKAGAMI	JPN	HONDA	339.6	338.5	338.5	338.5	336.4	338.3	339.6
42 Alex RINS	SPA	HONDA	339.6	338.5	337.5	337.5	337.5	338.1	339.6
93 Marc MARQUEZ	SPA	HONDA	339.6	336.4	335.4	335.4	335.4	336.3	339.6
21 Franco MORBIDELLI	ITA	YAMAHA	338.5	338.5	338.5	338.5	336.4	337.6	338.5
37 Augusto FERNANDEZ	SPA	KTM	338.5	337.5	337.5	337.5	337.5	337.7	338.5
36 Joan MIR	SPA	HONDA	336.4	336.4	335.4	334.3	334.3	335.1	336.4

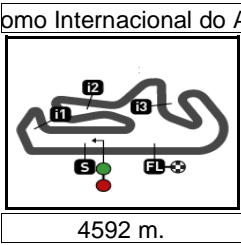
These data/results cannot be reproduced, stored and/or transmitted in whole or in part by any manner of electronic, mechanical, photocopying, recording, broadcasting or otherwise now known or herein after developed without the previous express consent by the copyright owner, except for reproduction in daily press and regular printed publications on sale to the public within 60 days of the event related to those data/results and always provided that copyright symbol appears together as follows below.

© DORNA, 2023

Official MotoGP Timing by **TISSOT**
www.motogp.com



Portimao, Saturday, March 25, 2023



GRANDE PRÉMIO TISSOT DE PORTUGAL
Free Practice
Chronological Analysis of Performances

13

* Lap / Sector time cancelled T1 Time from finish line to 1st intermediate T3 Time from 2nd intermed. to 3rd intermed.
P Crossing the finish line in pit lane T2 Time from 1st intermed. to 2nd intermed. T4 Time from 3rd intermediate to finish line
**Tyre data subject to further updates

Lap	Lap Time	T1	T2	T3	T4	Speed	Lap	Lap Time	T1	T2	T3	T4	Speed		
1st	72	Marco BEZZECCHI DUCATI ITA						3rd	41	Alex ESPARGARO APRILIA SPA					
		Mooney VR46 Racing Team								Aprilia Racing					
		Runs=2	Total laps=14	Full laps=11	Valid laps=10				Runs=2	Total laps=14	Full laps=11	Valid laps=10			
Run #	1	Front Tyre	Slick-Soft	Rear Tyre	Slick-Medium		Run #	1	Front Tyre	Slick-Medium	Rear Tyre	Slick-Soft			
		New Tyre		New Tyre					7 Laps at start			9 Laps at start			
1	2'37.276	13.244	34.757	16.605	32.627		1	2'36.742	13.614	35.019	16.712	33.351			
2	1'40.345	20.787	32.295	15.240	32.023	347.2	2	1'43.927	23.066	33.078	15.759	32.024	337.5		
3	1'39.484	20.816	31.766	15.155	31.747	342.8	3	1'40.208	20.850	32.129	15.361	31.868	340.6		
4	1'38.849	20.437	31.639	15.128	31.645	343.9	4	1'41.930	20.762	31.822	16.341	33.005	343.9		
5	1'38.577	20.419	31.453	15.059	31.646	341.7	5	2'07.090 P	20.949	38.545	18.112	49.484	341.7		
Run #	2	Front Tyre	Slick-Medium	Rear Tyre	Slick-Medium		Run #	2	Front Tyre	Slick-Medium	Rear Tyre	Slick-Soft			
		9 Laps at start		7 Laps at start					12 Laps at start			7 Laps at start			
8	7'01.183	13.011	33.359	17.896	35.724		6	7'54.020	13.380	34.438	16.053	32.325			
9	1'44.331	20.560	32.014	15.191	36.566	346.1	7	1'40.100	20.789	32.228	15.444	31.639	335.4		
10	1'39.328 *	20.561	31.714*	15.200	31.853	348.3	8	1'39.226	20.666	31.762	15.198	31.600	339.6		
11	1'39.309	20.840	31.635	15.092	31.742	342.8	9	1'38.891	20.611	31.645	15.124	31.511	336.4		
12	1'43.055	21.488	33.835	15.826	31.906	342.8	10	1'38.801	20.469	31.504	15.091	31.737	339.6		
13	1'42.586	23.132	32.233	15.300	31.921	343.9	11	1'44.643	24.091	33.055	15.606	31.891	338.5		
14	1'39.291	20.775	31.629	15.071	31.816	343.9	12	1'41.653 *	21.483*	32.750	15.447	31.973	339.6		
							13	1'42.617	20.661	34.485	15.716	31.755	339.6		
							14	1'39.554	20.798	31.735	15.287	31.734	339.6		
2nd	20	Fabio QUARTARARO YAMAHA FRA						4th	1	Francesco BAGNAIA DUCATI ITA					
		Monster Energy Yamaha MotoGP								Ducati Lenovo Team					
		Runs=2	Total laps=14	Full laps=11	Valid laps=10				Runs=2	Total laps=11	Full laps=8	Valid laps=7			
Run #	1	Front Tyre	Slick-Medium	Rear Tyre	Slick-Medium		Run #	1	Front Tyre	Slick-Medium	Rear Tyre	Slick-Soft			
		8 Laps at start		New Tyre					8 Laps at start			3 Laps at start			
1	3'01.211	13.155	33.922	16.786	32.442		1	2'12.157	13.867	35.725	16.518	32.640			
2	1'39.393	20.712	31.929	15.148	31.604	337.5	2	1'40.402	21.292	32.095	15.221	31.794	336.4		
3	1'38.768	20.519	31.640	15.057	31.552	338.5	3	1'39.137	20.638	31.687	15.107	31.705	339.6		
4	1'38.726	20.512	31.574	15.042	31.598	339.6	4	1'39.048	20.604	31.691	15.082	31.671	341.7		
5	1'38.760	20.569	31.588	15.014	31.589	338.5	5	1'39.113	20.537	31.688	15.057	31.831	340.6		
6	2'03.086 P	23.804	34.388	15.312	49.582	338.5	6	1'51.020	20.947	42.046	15.869	32.158	341.7		
Run #	2	Front Tyre	Slick-Medium	Rear Tyre	Slick-Medium		Run #	2	Front Tyre	Slick-Medium	Rear Tyre	Slick-Soft			
		14 Laps at start		6 Laps at start					15 Laps at start			10 Laps at start			
7	7'33.012	13.105	33.446	15.849	32.217		8	7'18.755	13.380	33.850	15.702	33.169			
8	1'40.507	20.646	31.993	15.116	32.752	335.4	9	1'38.803	20.429	31.639	15.033	31.702	339.6		
9	1'38.994	20.628	31.702	15.063	31.601	335.4	10	1'44.815 *	20.486	33.626*	17.475	33.228	342.8		
10	1'39.040	20.635	31.691	15.071	31.643	338.5	11	1'38.843	20.411	31.670	15.073	31.689	342.8		
11	1'44.227	24.708	32.281	15.184	32.054	340.6									
12	1'43.275 *	23.798*	32.460	15.243	31.774	338.5									
13	1'43.040	20.689	31.674	15.083	35.594	337.5									
14	1'39.204	20.654	31.716	15.079	31.755	337.5									

Fastest Lap: Marco BEZZECCHI Mooney VR46 Racing ITA **1'38.577** 20.419 31.453 15.059 31.646

These data/results cannot be reproduced, stored and/or transmitted in whole or in part by any manner of electronic, mechanical, photocopying, recording, broadcasting or otherwise now known or herein after developed without the previous express consent by the copyright owner, except for reproduction in daily press and regular printed publications on sale to the public within 60 days of the event related to those data/results and always provided that copyright symbol appears together as follows below.
© DORNA, 2023



Free Practice

MotoGP

Lap	Lap Time	T1	T2	T3	T4	Speed	Lap	Lap Time	T1	T2	T3	T4	Speed		
5th	88	Miguel OLIVEIRA		APRILIA		POR	8	1'57.448	P	20.563	31.717	15.169	49.999	337.5	
CryptoDATA RNF MotoGP Team							Run # 2 Front Tyre Slick-Medium Rear Tyre Slick-Medium								
Runs=2 Total laps=14 Full laps=11 Valid laps=11							New Tyre 8 Laps at start								
Run #	1	Front Tyre	Slick-Medium	Rear Tyre	Slick-Soft		9	8'41.796	*	15.258	34.378*	15.806	32.423		
		New Tyre		New Tyre			10	1'40.007		20.719	32.068	15.424	31.796	341.7	
1	2'16.401	13.580	34.925	17.117	33.188		11	1'40.771		20.587	33.102	15.290	31.792	335.4	
2	1'41.201	21.460	32.363	15.450	31.928	342.8	12	1'38.869		20.427	31.621	15.110	31.711	347.2	
3	1'39.350	20.832	31.718	15.166	31.634	346.1	13	1'40.239		20.734	32.193	15.445	31.867	347.2	
4	1'40.950	20.909	31.654	15.236	33.151	346.1	8th 89 Jorge MARTIN								
5	1'39.142	20.641	31.623	15.165	31.713	346.1	Prima Pramac Racing								
6	1'41.943	21.020	33.145	15.579	32.199	346.1	Runs=2 Total laps=14 Full laps=11 Valid laps=9								
7	1'39.266	20.736	31.571	15.093	31.866	340.6	Run #	1	Front Tyre	Slick-Medium	Rear Tyre	Slick-Medium			
8	1'39.088	20.635	31.504	15.120	31.829	339.6	7 Laps at start 17 Laps at start								
9	1'39.051	20.576	31.580	15.078	31.817	339.6	1	2'27.628		13.326	33.900	16.188	32.865		
10	1'38.985	20.518	31.574	15.155	31.738	338.5	2	1'41.949	*	20.745	33.075*	16.194	31.935	340.6	
11	2'02.502	P	24.180	32.824	16.116	49.382	340.6	3	1'39.282		20.649	31.623	15.105	31.905	340.6
Run #	2	Front Tyre	Slick-Medium	Rear Tyre	Slick-Soft		4	1'40.085		21.375	31.767	15.135	31.808	343.9	
11 Laps at start 11 Laps at start							5	1'38.995		20.700	31.480	15.136	31.679	342.8	
12	7'25.964	13.624	35.568	16.254	32.057		6	1'40.056		20.697	31.801	15.820	31.738	343.9	
13	1'41.534	22.209	32.122	15.338	31.865	345.0	7	1'58.286	P	21.090	31.937	15.184	50.075	345.0	
14	1'38.862	20.531	31.475	15.139	31.717	340.6	Run #	2	Front Tyre	Slick-Medium	Rear Tyre	Slick-Medium			
							14 Laps at start 24 Laps at start								
6th	73	Alex MARQUEZ		DUCATI		SPA	8	7'09.494		13.489	35.526	20.851	32.939		
Gresini Racing MotoGP							9	1'47.213		20.899	32.085	15.289	38.940	337.5	
Runs=2 Total laps=14 Full laps=10 Valid laps=9							10	1'40.471	*	21.381*	31.980*	15.185	31.925	341.7	
Run #	1	Front Tyre	Slick-Soft	Rear Tyre	Slick-Soft		11	1'39.154		20.612	31.554	15.144	31.844	341.7	
New Tyre 5 Laps at start							12	1'39.579		20.943	31.622	15.184	31.830	342.8	
1	2'13.226	13.729	35.636	16.972	32.917		13	1'39.206		20.589	31.572	15.171	31.874	340.6	
2	1'42.125	21.913	32.725	15.517	31.970	343.9	14	1'39.133		20.650	31.521	15.152	31.810	337.5	
3	1'39.187	20.619	31.742	15.176	31.650	340.6	9th 36 Joan MIR								
4	1'39.127	20.821	31.587	15.078	31.641	341.7	Repsol Honda Team								
5	1'38.872	20.551	31.560	15.051	31.710	342.8	Runs=2 Total laps=11 Full laps=7 Valid laps=6								
6	1'39.185	20.617	31.551	15.199	31.818	342.8	Run #	1	Front Tyre	Slick-Medium	Rear Tyre	Slick-Soft			
7	1'58.908	P	21.104	33.628	15.296	48.880	341.7	8 Laps at start 4 Laps at start							
Run #	2	Front Tyre	Slick-Medium	Rear Tyre	Slick-Soft		1	2'32.164		13.308	33.909	15.877	32.637		
9 Laps at start 4 Laps at start							2	1'40.666		20.922	32.233	15.431	32.080	334.3	
8	7'25.490	12.568	34.277	18.118	36.285		3	1'42.816		23.088	32.131	15.377	32.220	335.4	
9	1'41.115	20.925	32.008	15.416	32.766	340.6	4	1'39.549		20.830	31.654	15.141	31.924	334.3	
10	1'39.144	*	20.411	31.782*	15.138	31.813	339.6	5	1'39.092		20.655	31.604	15.082	31.751	334.3
11	1'39.395	20.667	31.694	15.196	31.838	340.6	6	1'39.228		20.674	31.691	15.124	31.739	336.4	
12	1'38.865	20.558	31.526	15.081	31.700	340.6	7	2'05.240	P	24.055	34.032	15.886	51.267	336.4	
13	1'38.888	20.532	31.504	15.074	31.778	342.8	Run #	2	Front Tyre	Slick-Medium	Rear Tyre	Slick-Medium			
14	1'58.378	P	20.735	32.184	15.754	49.705	341.7	15 Laps at start 4 Laps at start							
							8	9'03.259		13.438	33.299	15.455	32.156		
7th	12	Maverick VIÑALES		APRILIA		SPA	9	1'39.687	*	20.780	32.001*	15.163	31.743	334.3	
Aprilia Racing							10	1'39.017		20.534	31.666	15.032	31.785	333.3	
Runs=2 Total laps=13 Full laps=10 Valid laps=10							11	2'01.081	P	20.566*	31.655	15.818	53.042	330.2	
Run #	1	Front Tyre	Slick-Soft	Rear Tyre	Slick-Medium		10th 23 Enea BASTIANINI								
4 Laps at start New Tyre							Ducati Lenovo Team								
1	2'52.390	12.902	33.989	16.816	32.854		Runs=2 Total laps=9 Full laps=5 Valid laps=5								
2	1'40.914	20.925	32.275	15.645	32.069	341.7	Run #	1	Front Tyre	Slick-Medium	Rear Tyre	Slick-Soft			
3	1'39.388	20.442	31.741	15.286	31.919	341.7	13 Laps at start 4 Laps at start								
4	1'39.632	20.577	31.729	15.299	32.027	339.6	1	2'26.719		12.991	34.089	16.485	32.838		
5	1'39.315	20.615	31.671	15.188	31.841	341.7	2	1'41.065		20.843	32.567	15.628	32.027	342.8	
6	1'38.990	20.451	31.564	15.225	31.750	338.5									
7	1'39.234	20.541	31.721	15.216	31.756	341.7									

Fastest Lap: Marco BEZZECCHI Mooney VR46 Racing ITA **1'38.577** 20.419 31.453 15.059 31.646

These data/results cannot be reproduced, stored and/or transmitted in whole or in part by any manner of electronic, mechanical, photocopying, recording, broadcasting or otherwise now known or herein after developed without the previous express consent by the copyright owner, except for reproduction in daily press and regular printed publications on sale to the public within 60 days of the event related to those data/results and always provided that copyright symbol appears together as follows below.

© DORNA, 2023

Official MotoGP Timing by TISSOT
www.motogp.com

Portimao, Saturday, March 25, 2023

Page 2 of 5



Free Practice

MotoGP

Lap	Lap Time	T1	T2	T3	T4	Speed
3	1'39.972	20.683	31.666	15.246	32.377	340.6
4	1'41.687	22.776	31.855	15.301	31.755	339.6
5	1'39.022	20.743	31.499	15.093	31.687	343.9
6	1'39.292	20.764	31.596	15.226	31.706	342.8
7	1'59.363 P	21.566	32.624	15.284	49.889	342.8

11th 30 **Takaaki NAKAGAMI** HONDA JPN
LCR Honda IDEMITSU
Runs=2 Total laps=14 Full laps=10 Valid laps=9

Run #	1	Front Tyre	Slick-Soft	Rear Tyre	Slick-Soft	
			New Tyre			5 Laps at start
1	2'05.395	13.457	36.742	16.665	33.894	
2	1'40.671	21.076	32.427	15.282	31.886	332.3
3	1'39.525	20.734	31.873	15.257	31.661	336.4
4	1'39.118	20.677	31.684	15.089	31.668	338.5
5	1'39.535	20.836	31.871	15.124	31.704	338.5
6	1'39.670	20.761	32.015	15.187	31.707	334.3
7	2'04.535 P	25.309	34.315	15.842	49.069	333.3

Run #	2	Front Tyre	Slick-Soft	Rear Tyre	Slick-Soft	
			7 Laps at start			12 Laps at start
8	7'09.133	13.582	37.748	16.776	33.532	
9	1'47.748	21.050	32.814	16.402	37.482	332.3
10	1'44.036	21.116	35.311	15.389	32.220	339.6
11	1'41.193	21.168	32.420	15.651	31.954	338.5
12	1'39.763	20.812	31.998	15.110	31.843	335.4
13	1'40.535 *	21.092*	32.038	15.357	32.048	334.3
14	2'04.264 P	24.223	35.019	15.764	49.258	334.3

12th 21 **Franco MORBIDELLI** YAMAHA ITA
Monster Energy Yamaha MotoGP
Runs=2 Total laps=15 Full laps=12 Valid laps=11

Run #	1	Front Tyre	Slick-Medium	Rear Tyre	Slick-Soft	
			9 Laps at start			4 Laps at start
1	1'48.558	13.010	34.491	15.989	32.591	
2	1'40.782	20.897	32.118	15.548	32.219	336.4
3	1'40.184	20.787	32.067	15.501	31.829	334.3
4	1'40.299	20.791	31.892	15.636	31.980	335.4
5	1'39.617	20.712	31.847	15.327	31.731	336.4
6	1'39.255	20.600	31.584	15.261	31.810	338.5
7	1'39.519	20.720	31.708	15.297	31.794	335.4
8	1'39.688	20.752	31.742	15.250	31.944	335.4
9	1'48.559	22.732	36.969	16.358	32.500	334.3
10	1'39.340	20.696	31.703	15.244	31.697	336.4
11	2'04.923 P	22.659	34.967	17.596	49.701	333.3

Run #	2	Front Tyre	Slick-Soft	Rear Tyre	Slick-Medium	
			New Tyre			New Tyre
12	6'46.852	12.709	33.097	15.428	32.122	
13	1'40.388 *	21.315*	31.946	15.235	31.892	338.5
14	1'39.132	20.549	31.713	15.122	31.748	338.5
15	1'39.151	20.542	31.550	15.175	31.884	338.5

13th 43 **Jack MILLER** KTM AUS
Red Bull KTM Factory Racing
Runs=2 Total laps=14 Full laps=11 Valid laps=10

Run #	1	Front Tyre	Slick-Soft	Rear Tyre	Slick-Soft	
			New Tyre			4 Laps at start
1	2'14.629	13.784	36.481	18.503	33.194	
2	1'41.152	21.198	32.367	15.589	31.998	340.6
3	1'39.166	20.842	31.658	15.063	31.603	342.8
4	1'39.390	20.854	31.726	15.061	31.749	343.9
5	1'39.327	20.719	31.647	15.167	31.794	342.8
6	1'39.395	20.716	31.703	15.161	31.815	340.6
7	1'39.721	20.834	31.824	15.154	31.909	338.5
8	1'39.722	20.723	31.835	15.159	32.005	336.4
9	1'39.975	20.794	31.926	15.215	32.040	335.4
10	2'03.257 P	20.874	35.980	16.414	49.989	337.5

Run #	2	Front Tyre	Slick-Soft	Rear Tyre	Slick-Soft	
			10 Laps at start			14 Laps at start
11	8'32.911	13.597	33.123	15.781	32.325	
12	1'40.982 *	21.591*	32.036	15.252	32.103	337.5
13	1'39.363	20.705	31.642	15.133	31.883	340.6
14	1'39.602	20.749	31.687	15.199	31.967	337.5

14th 5 **Johann ZARCO** DUCATI FRA
Prima Pramac Racing
Runs=2 Total laps=14 Full laps=11 Valid laps=10

Run #	1	Front Tyre	Slick-Soft	Rear Tyre	Slick-Soft	
			10 Laps at start			6 Laps at start
1	2'04.821	12.927	34.527	16.168	33.076	
2	1'40.668	20.984	32.177	15.525	31.982	334.3
3	1'39.548	20.721	31.945	15.343	31.539	337.5
4	1'39.426	20.726	31.712	15.250	31.738	339.6
5	1'39.183	20.582	31.746	15.135	31.720	338.5
6	1'40.807	20.764	32.829	15.445	31.769	338.5
7	2'00.278 P	21.030	32.899	15.600	50.749	345.0

Run #	2	Front Tyre	Slick-Soft	Rear Tyre	Slick-Soft	
			17 Laps at start			4 Laps at start
8	8'04.242	13.219	36.538	16.159	32.300	
9	1'40.191	20.748	32.196	15.230	32.017	339.6
10	1'39.628	20.580	32.251	15.184	31.613	338.5
11	1'39.185	20.552	31.834	15.161	31.638	339.6
12	1'42.456 *	22.082*	33.128	15.288	31.958	340.6
13	1'39.306	20.625	31.808	15.110	31.763	338.5
14	1'48.405	26.438	34.562	15.431	31.974	338.5

15th 10 **Luca MARINI** DUCATI ITA
Mooney VR46 Racing Team
Runs=2 Total laps=6 Full laps=5 Valid laps=6

Run #	1	Front Tyre	Slick-Medium	Rear Tyre	Slick-Soft	
			3 Laps at start			3 Laps at start
	unfinished	13.795	35.670			
Run #	2	Front Tyre	Slick-Soft	Rear Tyre	Slick-Soft	
			4 Laps at start			4 Laps at start
1	1'39.825	15.154	35.162	16.435	33.074	
2	1'41.294	20.945	32.744	15.564	32.041	335.4
3	1'40.073	20.725	31.964	15.400	31.984	337.5
4	1'39.326 *	20.675*	31.661	15.208	31.782	338.5

Fastest Lap: Marco BEZZECCHI Mooney VR46 Racing ITA **1'38.577** 20.419 31.453 15.059 31.646

These data/results cannot be reproduced, stored and/or transmitted in whole or in part by any manner of electronic, mechanical, photocopying, recording, broadcasting or otherwise now known or herein after developed without the previous express consent by the copyright owner, except for reproduction in daily press and regular printed publications on sale to the public within 60 days of the event related to those data/results and always provided that copyright symbol appears together as follows below.
© DORNA, 2023



Free Practice

MotoGP

Lap	Lap Time	T1	T2	T3	T4	Speed	Lap	Lap Time	T1	T2	T3	T4	Speed	
5	1'39.183	20.616	31.604	15.163	31.800	339.6	7	2'00.663 P	22.442	33.806	15.607	48.808	333.3	
6	1'46.091	20.626	34.118	16.663	34.684	338.5	Run # 2 Front Tyre Slick-Soft Rear Tyre Slick-Soft							
						3 Laps at start			10 Laps at start					
16th	93	Marc MARQUEZ				HONDA	SPA	8	4'07.592	13.402	34.034	15.853	33.428	
Repsol Honda Team							9	1'39.888	20.786	31.981	15.270	31.851	332.3	
Runs=2 Total laps=15 Full laps=12 Valid laps=11							10	1'39.406	20.603	31.737	15.216	31.850	333.3	
Run #	1	Front Tyre Slick-Medium		Rear Tyre Slick-Soft			11	1'42.267	21.958	32.337	15.599	32.373	337.5	
						6 Laps at start			6 Laps at start					
1	2'25.826	13.268	35.369	17.259	33.783		12	1'43.362 *	23.547	32.505*	15.401	31.909	333.3	
2	1'42.064	21.174	33.002	15.627	32.261	332.3	13	2'04.926 P	20.666	36.626	17.844	49.790	338.5	
3	1'39.864	20.800	31.756	15.156	32.152	339.6	19th 49 Fabio DI GIANNANTONI							
4	1'40.575	20.963	32.206	15.257	32.149	334.3	Gresini Racing MotoGP							
5	1'39.426	20.677	31.679	15.105	31.965	334.3	Runs=2 Total laps=12 Full laps=8 Valid laps=7							
6	1'39.428	20.636	31.732	15.123	31.937	335.4	Run #	1	Front Tyre Slick-Medium		Rear Tyre Slick-Medium			
7	1'39.480	20.696	31.739	15.076	31.969	335.4	New Tyre							
8	2'01.240 P	22.149	33.777	16.007	49.307	332.3	1	2'13.712	13.381	35.542	17.424	32.766		
						6 Laps at start			14 Laps at start					
9	6'56.194	13.331	33.815	15.898	32.796		2	1'42.226	21.720	32.585	15.613	32.308	342.8	
10	1'42.395	21.014	33.079	15.543	32.759	335.4	3	1'40.677	21.312	32.127	15.391	31.847	343.9	
11	1'39.466	20.612	31.732	15.106	32.016	329.2	4	1'40.643	21.595	31.895	15.273	31.880	338.5	
12	1'39.231	20.521	31.588	15.080	32.042	334.3	5	1'39.739	20.770	31.884	15.220	31.865	340.6	
13	1'46.658 *	22.009*	35.151	16.952	32.546	334.3	6	2'00.254 P	20.826	31.997	15.341	52.090	340.6	
14	1'44.675	20.607	32.506	16.037	35.525	335.4	Run # 2 Front Tyre Slick-Medium Rear Tyre Slick-Soft							
15	1'39.366	20.615	31.630	15.070	32.051	336.4	6 Laps at start							
						4 Laps at start								
17th	25	Raul FERNANDEZ				APRILIA	SPA	7	7'47.864	13.478	33.991	15.870	32.413	
CryptoDATA RNF MotoGP Team							8	1'39.925	20.732	31.940	15.275	31.978	333.3	
Runs=2 Total laps=12 Full laps=8 Valid laps=7							9	1'39.447	20.735	31.645	15.194	31.873	334.3	
Run #	1	Front Tyre Slick-Medium		Rear Tyre Slick-Soft			10	1'39.470 *	20.648	31.799*	15.220	31.803	334.3	
						6 Laps at start			5 Laps at start					
1	2'39.363	13.375	33.840	16.356	32.984		11	1'39.880	20.629	31.913	15.267	32.071	338.5	
2	1'42.682	23.111	32.227	15.278	32.066	339.6	12	2'09.901 P	23.184*	38.809	16.354	51.554	337.5	
3	1'39.355	20.797	31.691	15.060	31.807	340.6	20th 33 Brad BINDER							
4	1'40.517	20.692	31.653	15.828	32.344	343.9	Red Bull KTM Factory Racing							
5	1'39.268	20.724	31.508	15.169	31.867	337.5	Runs=2 Total laps=14 Full laps=10 Valid laps=10							
6	1'44.398	24.115	32.452	15.481	32.350	337.5	Run #	1	Front Tyre Slick-Medium		Rear Tyre Slick-Soft			
7	1'59.134 P	21.564	32.559	15.325	49.686	331.2	New Tyre							
						13 Laps at start			4 Laps at start					
Run #	2	Front Tyre Slick-Medium		Rear Tyre Slick-Soft			1	2'12.633	14.050	36.618	16.962	32.934		
						12 Laps at start								
8	7'03.049	13.563	33.530	15.629	32.614		2	1'44.016	21.301	32.500	17.884	32.331	341.7	
9	1'40.320	20.883	32.095	15.222	32.120	340.6	3	1'40.023	20.917	32.016	15.350	31.740	345.0	
10	1'45.806 *	21.758	36.709*	15.391	31.948	340.6	4	1'39.664	20.738	31.794	15.315	31.817	345.0	
11	1'40.465	20.754	32.037	15.231	32.443	339.6	5	1'39.479	20.592	31.841	15.094	31.952	341.7	
12	2'04.793 P	23.854	33.904	16.049	50.986	338.5	6	1'45.644	20.576	31.760	21.129	32.179	341.7	
						7 Laps at start			11 Laps at start					
18th	42	Alex RINS				HONDA	SPA	7	2'07.872 P	20.796	40.870	15.913	50.293	342.8
LCR Honda CASTROL							Run #	2	Front Tyre Slick-Medium		Rear Tyre Slick-Soft			
Runs=2 Total laps=13 Full laps=9 Valid laps=8							7 Laps at start							
Run #	1	Front Tyre Slick-Soft		Rear Tyre Slick-Soft			8	8'35.597	14.289	33.767	15.837	33.210		
						6 Laps at start			3 Laps at start					
1	2'12.142	13.749	35.368	16.752	33.231		9	1'43.591	22.360	33.783	15.378	32.070	341.7	
2	1'41.024	21.685	32.263	15.327	31.749	333.3	10	1'47.859	21.176	34.607	15.648	36.428	338.5	
3	1'39.439	20.773	31.735	15.178	31.753	339.6	11	1'39.906	20.663	32.090	15.207	31.946	342.8	
4	1'39.298	20.717	31.704	15.191	31.686	337.5	12	1'39.809	20.684	31.907	15.242	31.976	341.7	
5	1'39.734	20.839	31.910	15.148	31.837	337.5	13	1'39.857	20.706	31.858	15.180	32.113	340.6	
6	1'39.733	20.701	31.858	15.211	31.963	335.4	14	2'10.575 P	26.443	34.694	15.958	53.480	336.4	

Fastest Lap: Marco BEZZECCHI Mooney VR46 Racing ITA **1'38.577** 20.419 31.453 15.059 31.646

These data/results cannot be reproduced, stored and/or transmitted in whole or in part by any manner of electronic, mechanical, photocopying, recording, broadcasting or otherwise now known or herein after developed without the previous express consent by the copyright owner, except for reproduction in daily press and regular printed publications on sale to the public within 60 days of the event related to those data/results and always provided that copyright symbol appears together as follows below.
© DORNA, 2023

Official MotoGP Timing by TISSOT
www.motogp.com



Free Practice

MotoGP

Lap	Lap Time	T1	T2	T3	T4	Speed	Lap	Lap Time	T1	T2	T3	T4	Speed
-----	----------	----	----	----	----	-------	-----	----------	----	----	----	----	-------

21st 37 **Augusto FERNANDEZ** KTM SPA
 GASGAS Factory Racing Tech3
 Runs=2 Total laps=14 Full laps=10 Valid laps=9

Run #	1	Front Tyre	Slick-Medium	Rear Tyre	Slick-Soft	
		7 Laps at start			4 Laps at start	
1	3'04.105	13.679	35.120	16.539	33.144	
2	1'41.558	21.216	32.666	15.529	32.147	337.5
3	1'40.215	20.952	31.910	15.355	31.998	336.4
4	1'39.939	21.164	31.747	15.177	31.851	337.5
5	1'39.639	20.902	31.703	15.198	31.836	335.4
6	1'39.729	20.865	31.717	15.235	31.912	334.3
7	1'39.537	20.802	31.665	15.169	31.901	336.4
8	2'00.994 P	22.167	34.009	15.904	48.914	333.3
Run #	2	Front Tyre	Slick-Medium	Rear Tyre	Slick-Soft	
		15 Laps at start			12 Laps at start	
9	7'04.496	12.921	35.963	16.009	35.077	
10	1'40.695	21.019	32.193	15.413	32.070	337.5
11	1'40.807	21.347	32.140	15.287	32.033	337.5
12	1'40.131 *	20.966*	31.846	15.219	32.100	338.5
13	1'39.948	20.936	31.715	15.242	32.055	337.5
14	2'00.534 P	20.963	32.510	16.703	50.358	335.4

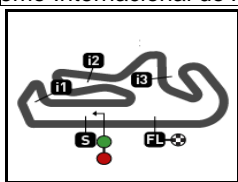
Fastest Lap: Marco BEZZECCHI Mooney VR46 Racing ITA **1'38.577** 20.419 31.453 15.059 31.646

These data/results cannot be reproduced, stored and/or transmitted in whole or in part by any manner of electronic, mechanical, photocopying, recording, broadcasting or otherwise now known or herein after developed without the previous express consent by the copyright owner, except for reproduction in daily press and regular printed publications on sale to the public within 60 days of the event related to those data/results and always provided that copyright symbol appears together as follows below.
 © DORNA, 2023

Official MotoGP Timing by **TISSOT**
 www.motogp.com

Portimao, Saturday, March 25, 2023





4592 m.

GRANDE PRÉMIO TISSOT DE PORTUGAL

Free Practice

Best Partial Times

MotoGP™

IT Ideal Lap Time, sum of the best partial times

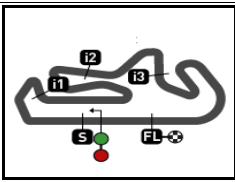
BT Best Lap Time

T1		T2		T3		T4				IT		BT	
Pos	Rider	Time	Rider	Time	Rider	Time	Rider	Time	Pos	Rider	IT	BT	
1	F.BAGNAIA	20.411	M.BEZZECCHI	31.453	F.QUARTARARO	15.014	A.ESPARGARO	31.511	1	A.ESPARGAR	1'38.575	1'38.801	(3)
2	A.MARQUEZ	20.411	M.OLIVEIRA	31.475	J.MIR	15.032	J.ZARCO	31.539	2	M.BEZZECCHI	1'38.576	1'38.577	(1)
3	M.BEZZECCHI	20.419	J.MARTIN	31.480	F.BAGNAIA	15.033	F.QUARTARARO	31.552	3	A.MARQUEZ	1'38.607	1'38.865	(6)
4	M.VIÑALES	20.427	E.BASTIANINI	31.499	A.MARQUEZ	15.051	J.MILLER	31.603	4	F.QUARTARAR	1'38.652	1'38.726	(2)
5	A.ESPARGARO	20.469	A.ESPARGARO	31.504	M.BEZZECCHI	15.059	M.OLIVEIRA	31.634	5	M.OLIVEIRA	1'38.705	1'38.862	(5)
6	F.QUARTARARO	20.512	A.MARQUEZ	31.504	R.FERNANDEZ	15.060	A.MARQUEZ	31.641	6	F.BAGNAIA	1'38.754	1'38.803	(4)
7	M.OLIVEIRA	20.518	R.FERNANDEZ	31.508	J.MILLER	15.061	M.BEZZECCHI	31.645	7	M.VIÑALES	1'38.812	1'38.869	(7)
8	M.MARQUEZ	20.521	F.MORBIDELLI	31.550	M.MARQUEZ	15.070	T.NAKAGAMI	31.661	8	J.MARTIN	1'38.853	1'38.995	(8)
9	J.MIR	20.534	M.VIÑALES	31.564	M.OLIVEIRA	15.078	F.BAGNAIA	31.671	9	E.BASTIANINI	1'38.893	1'39.022	(10)
10	F.MORBIDELLI	20.542	F.QUARTARARO	31.574	T.NAKAGAMI	15.089	J.MARTIN	31.679	10	J.MIR	1'38.909	1'39.017	(9)
11	J.ZARCO	20.552	M.MARQUEZ	31.588	A.ESPARGARO	15.091	A.RINS	31.686	11	F.MORBIDELLI	1'38.911	1'39.132	(12)
12	B.BINDER	20.576	L.MARINI	31.604	E.BASTIANINI	15.093	E.BASTIANINI	31.687	12	J.ZARCO	1'38.913	1'39.183	(14)
13	J.MARTIN	20.589	J.MIR	31.604	B.BINDER	15.094	F.MORBIDELLI	31.697	13	J.MILLER	1'39.011	1'39.166	(13)
14	A.RINS	20.603	F.BAGNAIA	31.639	J.MARTIN	15.105	M.VIÑALES	31.711	14	R.FERNANDEZ	1'39.067	1'39.268	(17)
15	E.BASTIANINI	20.614	J.MILLER	31.642	J.ZARCO	15.110	J.MIR	31.739	15	T.NAKAGAMI	1'39.111	1'39.118	(11)
16	L.MARINI	20.616	F.DI GIANNANTO	31.645	M.VIÑALES	15.110	B.BINDER	31.740	16	M.MARQUEZ	1'39.116	1'39.231	(16)
17	DI GIANNANTO	20.629	A.FERNANDEZ	31.665	F.MORBIDELLI	15.122	L.MARINI	31.782	17	A.RINS	1'39.141	1'39.298	(18)
18	T.NAKAGAMI	20.677	T.NAKAGAMI	31.684	A.RINS	15.148	F.DI GIANNANTO	31.803	18	L.MARINI	1'39.165	1'39.183	(15)
19	R.FERNANDEZ	20.692	A.RINS	31.704	L.MARINI	15.163	R.FERNANDEZ	31.807	19	B.BINDER	1'39.170	1'39.479	(20)
20	J.MILLER	20.705	J.ZARCO	31.712	A.FERNANDEZ	15.169	A.FERNANDEZ	31.836	20	F.DI GIANNAN	1'39.271	1'39.447	(19)
21	A.FERNANDEZ	20.802	B.BINDER	31.760	F.DI GIANNANTO	15.194	M.MARQUEZ	31.937	21	A.FERNANDEZ	1'39.472	1'39.537	(21)

These data/results cannot be reproduced, stored and/or transmitted in whole or in part by any manner of electronic, mechanical, photocopying, recording, broadcasting or otherwise now known or herein after developed without the previous express consent by the copyright owner, except for reproduction in daily press and regular printed publications on sale to the public within 60 days of the event related to those data/results and always provided that copyright symbol appears together as follows below.
© DORNA, 2023

Official MotoGP Timing by **TISSOT**
www.motogp.com






4592 m.

GRANDE PRÉMIO TISSOT DE PORTUGAL

Free Practice

Fastest Laps Sequence

<i>Practice Time</i>	 <i>Rider</i>	<i>Nation</i>	<i>Motorcycle</i>	<i>Time</i>	<i>Km/h</i>	<i>Rider's Lap</i>
3'29.340	21 Franco MORBIDELLI	ITA	YAMAHA	1'40.782	164.0	2
3'45.489	5 Johann ZARCO	FRA	DUCATI	1'40.668	164.2	2
3'52.559	1 Francesco BAGNAIA	ITA	DUCATI	1'40.402	164.6	2
4'17.621	72 Marco BEZZECCHI	ITA	DUCATI	1'40.345	164.7	2
4'40.604	20 Fabio QUARTARARO	FRA	YAMAHA	1'39.393	166.3	2
5'31.696	1 Francesco BAGNAIA	ITA	DUCATI	1'39.137	166.7	3
6'19.372	20 Fabio QUARTARARO	FRA	YAMAHA	1'38.768	167.3	3
7'58.098	20 Fabio QUARTARARO	FRA	YAMAHA	1'38.726	167.4	4
9'14.531	72 Marco BEZZECCHI	ITA	DUCATI	1'38.577	167.6	5

These data/results cannot be reproduced, stored and/or transmitted in whole or in part by any manner of electronic, mechanical, photocopying, recording, broadcasting or otherwise now known or herein after developed without the previous express consent by the copyright owner, except for reproduction in daily press and regular printed publications on sale to the public within 60 days of the event related to those data/results and always provided that copyright symbol appears together as follows below.

© DORNA, 2023

