

4592 m.

GRANDE PRÉMIO TISSOT DE PORTUGAL

Sprint

Classification after 12 laps = 55.104 km

29

Pos		Rider	Nation	Team	Motorcycle	Total Time	Km/h	Gap
1	12	1 Francesco BAGNAIA	ITA	Ducati Lenovo Team	DUCATI	19'52.862	166.3	
2	9	89 Jorge MARTIN	SPA	Prima Pramac Racing	DUCATI	19'53.169	166.2	0.307
3	7	93 Marc MARQUEZ	SPA	Repsol Honda Team	HONDA	19'54.379	166.0	1.517
4	6	43 Jack MILLER	AUS	Red Bull KTM Factory Racing	KTM	19'54.465	166.0	1.603
5	5	12 Maverick VIÑALES	SPA	Aprilia Racing	APRILIA	19'54.716	166.0	1.854
6	4	41 Aleix ESPARGARO	SPA	Aprilia Racing	APRILIA	19'54.968	166.0	2.106
7	3	88 Miguel OLIVEIRA	POR	CryptoDATA RNF MotoGP Team	APRILIA	19'55.802	165.8	2.940
8	2	5 Johann ZARCO	FRA	Prima Pramac Racing	DUCATI	19'58.457	165.5	5.595
9	1	73 Alex MARQUEZ	SPA	Gresini Racing MotoGP	DUCATI	19'58.573	165.5	5.711
10		20 Fabio QUARTARARO	FRA	Monster Energy Yamaha MotoGP	YAMAHA	19'58.786	165.4	5.924
11		25 Raul FERNANDEZ	SPA	CryptoDATA RNF MotoGP Team	APRILIA	20'01.022	165.1	8.160
12		33 Brad BINDER	RSA	Red Bull KTM Factory Racing	KTM	20'01.246	165.1	8.384
13		42 Alex RINS	SPA	LCR Honda CASTROL	HONDA	20'04.150	164.7	11.288
14		21 Franco MORBIDELLI	ITA	Monster Energy Yamaha MotoGP	YAMAHA	20'10.000	163.9	17.138
15		30 Takaaki NAKAGAMI	JPN	LCR Honda IDEMITSU	HONDA	20'10.990	163.8	18.128
16		49 Fabio DI GIANNANTONIO	ITA	Gresini Racing MotoGP	DUCATI	20'14.097	163.3	21.235

Not classified

72	Marco BEZZECCHI	ITA	Mooney VR46 Racing Team	DUCATI	3'23.282	162.6	10 laps
23	Enea BASTIANINI	ITA	Ducati Lenovo Team	DUCATI	1'42.198	161.7	11 laps
10	Luca MARINI	ITA	Mooney VR46 Racing Team	DUCATI	1'42.610	161.1	11 laps

Not finished first lap

36	Joan MIR	SPA	Repsol Honda Team	HONDA			
37	Augusto FERNANDEZ	SPA	GASGAS Factory Racing Tech3	KTM			

Race condition: Dry

Air: 23°
Humidity: 46%
Ground: 39°

Pole Position:

Fastest Lap:

Best Race Lap:

All Time Lap Record:

	Marc MARQUEZ	1'37.226	170.0 Km/h
2022	Fabio QUARTARARO	1'39.435	166.2 Km/h
2023	Marc MARQUEZ	1'37.226	170.0 Km/h

14:45'00

15:00'00

15:02'37

15:03'53

15:04'09 Joan MIR

15:04'41 Augusto FERNANDEZ

15:05'19 Enea BASTIANINI

15:05'19 Luca MARINI

15:07'23 Marco BEZZECCHI

SIGHTING LAP START

WARM UP LAP START

RACE START

No jump starts

crashed out - Rider OK

retired

crashed out - Rider OK

crashed out - Rider OK

crashed out - Rider OK

The results are provisional until the end of the limit for protest and appeals.

Time limit for protest expires 30' after publication of the results - Time:

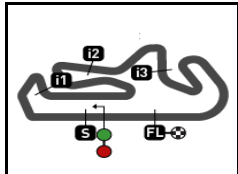
These data/results cannot be reproduced, stored and/or transmitted in whole or in part by any manner of electronic, mechanical, photocopying, recording, broadcasting or otherwise now known or herein after developed without the previous express consent by the copyright owner, except for reproduction in daily press and regular printed publications on sale to the public within 60 days of the event related to those data/results and always provided that copyright symbol appears together as follows below.

© DORNA, 2023

Official MotoGP Timing by TISSOT
www.motogp.com

Portimao, Saturday, March 25, 2023





4592 m.

GRANDE PRÉMIO TISSOT DE PORTUGAL

After the Sprint

World Championship Classification

MotoGP™

30

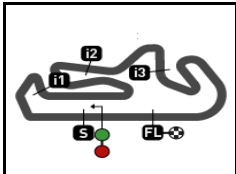
Rider		Points	Leader	Previous	POR	ARG	AME	SPA	FRA	ITA	GER	NED	KAZ	GBR	AUT	CAT	RSM	IND	JPN	INA	AUS	THA	MAL	QAT	VAL
1 BAGNAIA Francesco	ITA	12			12																				
2 MARTIN Jorge	SPA	9	3	3	9																				
3 MARQUEZ Marc	SPA	7	5	2	7																				
4 MILLER Jack	AUS	6	6	1	6																				
5 VIÑALES Maverick	SPA	5	7	1	5																				
6 ESPARGARO Aleix	SPA	4	8	1	4																				
7 OLIVEIRA Miguel	POR	3	9	1	3																				
8 ZARCO Johann	FRA	2	10	1	2																				
9 MARQUEZ Alex	SPA	1	11	1	1																				
10 QUARTARARO Fabio	FRA	0	12	1	0																				
11 FERNANDEZ Raul	SPA	0	12	0	0																				
12 BINDER Brad	RSA	0	12	0	0																				
13 RINS Alex	SPA	0	12	0	0																				
14 MORBIDELLI Franco	ITA	0	12	0	0																				
15 NAKAGAMI Takaaki	JPN	0	12	0	0																				
16 DI GIANNANTONIO Fabio	ITA	0	12	0	0																				

Constructor		Points	Leader	Previous	POR	ARG	AME	SPA	FRA	ITA	GER	NED	KAZ	GBR	AUT	CAT	RSM	IND	JPN	INA	AUS	THA	MAL	QAT	VAL
1 DUCATI		12			12																				
2 HONDA		7	5	5	7																				
3 KTM		6	6	1	6																				
4 APRILIA		5	7	1	5																				

These data/results cannot be reproduced, stored and/or transmitted in whole or in part by any manner of electronic, mechanical, photocopying, recording, broadcasting or otherwise now known or herein after developed without the previous express consent by the copyright owner, except for reproduction in daily press and regular printed publications on sale to the public within 60 days of the event related to those data/results and always provided that copyright symbol appears together as follows below.
© DORNA, 2023

Official MotoGP Timing by 
www.motogp.com





4592 m.

GRANDE PRÉMIO TISSOT DE PORTUGAL

After the Sprint

World Championship Classification

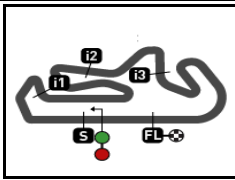
MotoGP™

30

Team	Points	Leader	Previous	POR	ARG	AME	SPA	FRA	ITA	GER	NED	KAZ	GBR	AUT	CAT	RSM	IND	JPN	INA	AUS	THA	MAL	QAT	VAL
1 DUCATI LENOVO TEAM	12			12																				
2 PRIMA PRAMAC RACING	11	1	1	11																				
3 APRILIA RACING	9	3	2	9																				
4 REPSOL HONDA TEAM	7	5	2	7																				
5 RED BULL KTM FACTORY RACING	6	6	1	6																				
6 CRYPTODATA RNF MOTOGP TEAM	3	9	3	3																				
7 GRESINI RACING MOTOGP	1	11	2	1																				

These data/results cannot be reproduced, stored and/or transmitted in whole or in part by any manner of electronic, mechanical, photocopying, recording, broadcasting or otherwise now known or herein after developed without the previous express consent by the copyright owner, except for reproduction in daily press and regular printed publications on sale to the public within 60 days of the event related to those data/results and always provided that copyright symbol appears together as follows below.
© DORNA, 2023





4592 m.

GRANDE PRÉMIO TISSOT DE PORTUGAL
Sprint
Lap Chart

31

Pos	1	2	3	4	5	6	7	8	9	10	11	12	13	14	15	16	17	18	19	20	21
Grid	93	1	89	88	43	23	12	72	10	5	20	41	73	36	33	42	21	30	37	25	49



1	1	89	93	23	88	43	10	12	73	41	72	42	5	33	21	49	25	30	20		
2	1	89	93	43	88	41	73	72	5	12	33	25	49	42	21	30	20				
3	1	89	93	43	88	41	73	5	12	33	25	20	49	42	21	30					
4	89	1	93	43	88	41	12	5	73	33	25	20	21	42	49	30					
5	89	1	43	88	93	41	12	5	73	20	33	25	42	21	49	30					
6	89	43	1	88	93	41	12	5	73	20	33	25	42	21	49	30					
7	43	89	1	88	93	41	12	5	73	20	33	25	42	21	49	30					
8	89	43	1	88	93	41	12	5	73	20	33	25	42	21	49	30					
9	89	43	1	88	93	41	12	5	73	20	33	25	42	21	30	49					
10	89	1	43	88	93	41	12	5	73	20	33	25	42	21	30	49					
L	11	89	1	93	88	43	12	41	5	20	73	33	25	42	21	30	49				
a	12	1	89	93	43	12	41	88	5	73	20	25	33	42	21	30	49				
p																					
s																					

Winner Lapped rider

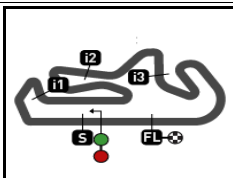
These data/results cannot be reproduced, stored and/or transmitted in whole or in part by any manner of electronic, mechanical, photocopying, recording, broadcasting or otherwise now known or herein after developed without the previous express consent by the copyright owner, except for reproduction in daily press and regular printed publications on sale to the public within 60 days of the event related to those data/results and always provided that copyright symbol appears together as follows below.

© DORNA, 2023

Official MotoGP Timing by **TISSOT**
 www.motogp.com

Portimao, Saturday, March 25, 2023






4592 m.

GRANDE PRÉMIO TISSOT DE PORTUGAL
Sprint
Fastest Lap of Each Rider

32

	Rider	Nation	Team	Motorcycle	Time	Lap Total	Gap
1	43 Jack MILLER	AUS	Red Bull KTM Factory Racing	KTM	1'38.539	3 12	
2	20 Fabio QUARTARARO	FRA	Monster Energy Yamaha MotoGP	YAMAHA	1'38.582	4 12	0.043 0.043
3	88 Miguel OLIVEIRA	POR	CryptoDATA RNF MotoGP Team	APRILIA	1'38.587	3 12	0.048 0.005
4	1 Francesco BAGNAIA	ITA	Ducati Lenovo Team	DUCATI	1'38.685	3 12	0.146 0.098
5	89 Jorge MARTIN	SPA	Prima Pramac Racing	DUCATI	1'38.687	3 12	0.148 0.002
6	12 Maverick VIÑALES	SPA	Aprilia Racing	APRILIA	1'38.741	6 12	0.202 0.054
7	41 Aleix ESPARGARO	SPA	Aprilia Racing	APRILIA	1'38.848	4 12	0.309 0.107
8	5 Johann ZARCO	FRA	Prima Pramac Racing	DUCATI	1'38.925	3 12	0.386 0.077
9	93 Marc MARQUEZ	SPA	Repsol Honda Team	HONDA	1'38.956	2 12	0.417 0.031
10	25 Raul FERNANDEZ	SPA	CryptoDATA RNF MotoGP Team	APRILIA	1'39.091	4 12	0.552 0.135
11	33 Brad BINDER	RSA	Red Bull KTM Factory Racing	KTM	1'39.222	3 12	0.683 0.131
12	73 Alex MARQUEZ	SPA	Gresini Racing MotoGP	DUCATI	1'39.240	5 12	0.701 0.018
13	42 Alex RINS	SPA	LCR Honda CASTROL	HONDA	1'39.335	6 12	0.796 0.095
14	72 Marco BEZZECCHI	ITA	Mooney VR46 Racing Team	DUCATI	1'39.454	2 2	0.915 0.119
15	21 Franco MORBIDELLI	ITA	Monster Energy Yamaha MotoGP	YAMAHA	1'40.043	6 12	1.504 0.589
16	49 Fabio DI GIANNANTONIO	ITA	Gresini Racing MotoGP	DUCATI	1'40.063	3 12	1.524 0.020
17	30 Takaaki NAKAGAMI	JPN	LCR Honda IDEMITSU	HONDA	1'40.132	6 12	1.593 0.069

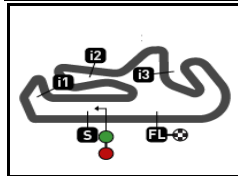
These data/results cannot be reproduced, stored and/or transmitted in whole or in part by any manner of electronic, mechanical, photocopying, recording, broadcasting or otherwise now known or herein after developed without the previous express consent by the copyright owner, except for reproduction in daily press and regular printed publications on sale to the public within 60 days of the event related to those data/results and always provided that copyright symbol appears together as follows below.

© DORNA, 2023

Official MotoGP Timing by **TISSOT**
www.motogp.com

Portimao, Saturday, March 25, 2023





4592 m.

GRANDE PRÉMIO TISSOT DE PORTUGAL

After the Sprint

Event Best Maximum Speed

MotoGP™

33



Rider	Nation	Team	Motorcycle	Km/h
5 Johann ZARCO	FRA	Prima Pramac Racing	DUCATI	349.5 Sprint
72 Marco BEZZECCHI	ITA	Mooney VR46 Racing Team	DUCATI	348.3 Sprint
12 Maverick VIÑALES	SPA	Aprilia Racing	APRILIA	347.2 Sprint
88 Miguel OLIVEIRA	POR	CryptoDATA RNF MotoGP Team	APRILIA	347.2 Sprint
73 Alex MARQUEZ	SPA	Gresini Racing MotoGP	DUCATI	347.2 Sprint
23 Enea BASTIANINI	ITA	Ducati Lenovo Team	DUCATI	346.1 Qualifying Nr. 2
1 Francesco BAGNAIA	ITA	Ducati Lenovo Team	DUCATI	346.1 Free Practice
41 Aleix ESPARGARO	SPA	Aprilia Racing	APRILIA	345.0 Sprint
21 Franco MORBIDELLI	ITA	Monster Energy Yamaha MotoGP	YAMAHA	345.0 Qualifying Nr. 1
33 Brad BINDER	RSA	Red Bull KTM Factory Racing	KTM	345.0 Free Practice
37 Augusto FERNANDEZ	SPA	GASGAS Factory Racing Tech3	KTM	345.0 Qualifying Nr. 1
89 Jorge MARTIN	SPA	Prima Pramac Racing	DUCATI	345.0 Free Practice
43 Jack MILLER	AUS	Red Bull KTM Factory Racing	KTM	343.9 Free Practice
25 Raul FERNANDEZ	SPA	CryptoDATA RNF MotoGP Team	APRILIA	343.9 Free Practice
49 Fabio DI GIANNANTONIO	ITA	Gresini Racing MotoGP	DUCATI	343.9 Qualifying Nr. 1
10 Luca MARINI	ITA	Mooney VR46 Racing Team	DUCATI	343.9 Sprint
42 Alex RINS	SPA	LCR Honda CASTROL	HONDA	342.8 Sprint
20 Fabio QUARTARARO	FRA	Monster Energy Yamaha MotoGP	YAMAHA	342.8 Qualifying Nr. 2
93 Marc MARQUEZ	SPA	Repsol Honda Team	HONDA	341.7 Sprint
30 Takaaki NAKAGAMI	JPN	LCR Honda IDEMITSU	HONDA	339.6 Qualifying Nr. 1
44 Po ESPARGARO	SPA	GASGAS Factory Racing Tech3	KTM	339.6 Practice Nr. 2
36 Joan MIR	SPA	Repsol Honda Team	HONDA	336.4 Practice Nr. 1

These data/results cannot be reproduced, stored and/or transmitted in whole or in part by any manner of electronic, mechanical, photocopying, recording, broadcasting or otherwise now known or herein after developed without the previous express consent by the copyright owner, except for reproduction in daily press and regular printed publications on sale to the public within 60 days of the event related to those data/results and always provided that copyright symbol appears together as follows below.

© DORNA, 2023

Official MotoGP Timing by TISSOT
www.motogp.com

Portimao, Saturday, March 25, 2023





GRANDE PRÉMIO TISSOT DE PORTUGAL
Sprint
Chronological Analysis of Performances

34

* Lap / Sector time cancelled T1 Time from finish line to 1st intermediate T3 Time from 2nd intermed. to 3rd intermed.
P Crossing the finish line in pit lane T2 Time from 1st intermed. to 2nd intermed. T4 Time from 3rd intermediate to finish line
**Tyre data subject to further updates

Lap	Lap Time	T1	T2	T3	T4	Speed	Lap	Lap Time	T1	T2	T3	T4	Speed	
1st	1	Francesco BAGNAIA DUCATI ITA					6	1'39.262	20.727	31.589	15.167	31.779	330.2	
		Ducati Lenovo Team					7	1'39.220	20.741	31.598	15.125	31.756	335.4	
		Runs=1 Total laps=12 Full laps=11 Valid laps=11					8	1'39.481	20.924	31.641	15.135	31.781	336.4	
		Run # 1 Front Tyre missing data Rear Tyre missing data					9	1'39.320	20.756	31.483	15.177	31.904	337.5	
		** Laps at start ** Laps at start					10	1'39.270	20.847	31.602	15.164	31.657	336.4	
	1	1'42.021	22.738	31.990	15.300	31.993	11	1'39.475	20.755	31.562	15.109	32.049	341.7	
	2	1'38.825	20.491	31.414	15.079	31.841	337.5	12	1'39.474	20.839	31.508	15.105	32.022	323.3
	3	1'38.685	20.436	31.412	15.043	31.794	334.3							
	4	1'39.212	20.753	31.561	15.075	31.823	331.2							
	5	1'39.321	20.728	31.737	15.054	31.802	337.5							
	6	1'39.512	20.702	31.840	15.105	31.865	336.4							
	7	1'39.366	20.756	31.507	15.094	32.009	339.6							
	8	1'39.397	20.999	31.629	15.095	31.674	338.5							
	9	1'39.434	20.868	31.573	15.146	31.847	342.8							
	10	1'38.891	20.557	31.447	15.153	31.734	341.7							
	11	1'39.046	20.554	31.425	15.057	32.010	335.4							
	12	1'39.152	20.686	31.390	15.120	31.956	334.3							
4th	43	Jack MILLER KTM AUS												
		Red Bull KTM Factory Racing												
		Runs=1 Total laps=12 Full laps=11 Valid laps=11												
		Run # 1 Front Tyre missing data Rear Tyre missing data												
		** Laps at start ** Laps at start												
	1	1'42.368	23.184	32.200	15.326	31.658								
	2	1'39.407	21.129	31.636	15.053	31.589	338.5							
	3	1'38.539	20.594	31.385	15.024	31.536	339.6							
	4	1'38.936	20.737	31.422	15.123	31.654	339.6							
	5	1'38.860	20.626	31.425	15.208	31.601	333.3							
	6	1'39.104	20.870	31.387	15.178	31.669	334.3							
	7	1'39.566	20.863	31.437	15.179	32.087	336.4							
	8	1'39.454	21.035	31.413	15.153	31.853	330.2							
	9	1'39.478	20.856	31.516	15.221	31.885	336.4							
	10	1'39.499	20.948	31.543	15.140	31.868	336.4							
	11	1'39.885	21.408	31.540	15.172	31.765	336.4							
	12	1'39.369	21.027	31.449	15.174	31.719	334.3							
5th	12	Maverick VIÑALES APRILIA SPA												
		Aprilia Racing												
		Runs=1 Total laps=12 Full laps=11 Valid laps=10												
		Run # 1 Front Tyre missing data Rear Tyre missing data												
		** Laps at start ** Laps at start												
	1	1'42.801	23.361	32.512	15.301	31.627								
	2	1'41.111	21.106	33.268	15.225	31.512	342.8							
	3	1'38.803	20.606	31.442	15.100	31.655	343.9							
	4	1'38.939	20.640	31.468	15.191	31.640	343.9							
	5	1'39.030	20.534	31.545	15.265	31.686	337.5							
	6	1'38.741	20.545	31.381	15.196	31.619	338.5							
	7	1'39.017	20.584	31.507	15.231	31.695	340.6							
	8	1'38.916	20.574	31.561	15.204	31.577	343.9							
	9	1'39.035	20.634	31.559	15.240	31.602	345.0							
	10	1'39.704 *	20.948	31.863*	15.298	31.595	347.2							
	11	1'39.098	20.743	31.544	15.211	31.600	341.7							
	12	1'39.521	20.815	31.695	15.267	31.744	332.3							
3rd	93	Marc MARQUEZ HONDA SPA												
		Repsol Honda Team												
		Runs=1 Total laps=12 Full laps=11 Valid laps=11												
		Run # 1 Front Tyre missing data Rear Tyre missing data												
		** Laps at start ** Laps at start												
	1	1'42.082	22.524	32.170	15.230	32.158								
	2	1'38.956	20.828	31.406	15.052	31.670	331.2							
	3	1'38.966	20.748	31.409	15.113	31.696	332.3							
	4	1'39.186	20.789	31.426	15.124	31.847	327.2							
	5	1'39.687	21.249	31.416	15.184	31.838	328.2							

Fastest Lap: Jack MILLER Red Bull KTM Factory AUS **1'38.539** 20.594 31.385 15.024 31.536

These data/results cannot be reproduced, stored and/or transmitted in whole or in part by any manner of electronic, mechanical, photocopying, recording, broadcasting or otherwise now known or herein after developed without the previous express consent by the copyright owner, except for reproduction in daily press and regular printed publications on sale to the public within 60 days of the event related to those data/results and always provided that copyright symbol appears together as follows below.
© DORNA, 2023



Sprint

MotoGP

Lap	Lap Time	T1	T2	T3	T4	Speed	Lap	Lap Time	T1	T2	T3	T4	Speed
6th	41	Aleix ESPARGARO				APRILIA	SPA	Run #	1	Front Tyre	missing data	Rear Tyre	missing data
		Aprilia Racing							**	Laps at start	**	Laps at start	
		Runs=1	Total laps=12	Full laps=11	Valid laps=10								
Run #	1	Front Tyre	missing data	Rear Tyre	missing data								
		**	Laps at start	**	Laps at start								
1	1'43.556	23.963	32.639	15.332	31.622		1	1'43.403	23.812	32.672	15.307	31.612	
2	1'39.268	20.662	31.843	15.156	31.607	345.0	2	1'39.713	20.641	32.189	15.181	31.702	347.2
3	1'39.004	20.580	31.505	15.347	31.572	339.6	3	1'39.351	20.759	31.522	15.194	31.876	340.6
4	1'38.848	20.654	31.478	15.151	31.565	337.5	4	1'39.771	20.583	32.273	15.219	31.696	340.6
5	1'39.257	20.655	31.529	15.492	31.581	338.5	5	1'39.240	20.662	31.596	15.203	31.779	343.9
6	1'38.982	20.620	31.561	15.213	31.588	336.4	6	1'39.267	20.600	31.547	15.213	31.907	340.6
7	1'39.106	20.612	31.577	15.261	31.656	338.5	7	1'39.350	20.661	31.566	15.282	31.841	339.6
8	1'39.113	20.637	31.721	15.261	31.494	339.6	8	1'39.479	20.734	31.627	15.235	31.883	339.6
9	1'39.083	20.670	31.614	15.175	31.624	341.7	9	1'39.318	20.594	31.482	15.309	31.933	341.7
10	1'39.678 *	21.131	31.732*	15.278	31.537	343.9	10	1'39.767	20.695	31.673	15.414	31.985	339.6
11	1'39.530	21.140	31.604	15.138	31.648	336.4	11	1'40.277	20.843	32.051	15.271	32.112	341.7
12	1'39.543	20.883	31.599	15.242	31.819	341.7	12	1'39.637	20.699	31.605	15.339	31.994	336.4
7th	88	Miguel OLIVEIRA				APRILIA	POR	Run #	1	Front Tyre	missing data	Rear Tyre	missing data
		CryptoDATA RNF MotoGP Team							**	Laps at start	**	Laps at start	
		Runs=1	Total laps=12	Full laps=11	Valid laps=11								
Run #	1	Front Tyre	missing data	Rear Tyre	missing data								
		**	Laps at start	**	Laps at start								
1	1'42.209	23.174	32.058	15.331	31.646		1	1'46.917	24.074	32.879	15.555	34.409	
2	1'39.611	21.245	31.775	15.113	31.478	338.5	2	1'39.756	20.785	31.865	15.214	31.892	336.4
3	1'38.587	20.821	31.261	15.097	31.408	341.7	3	1'39.134	20.739	31.636	15.098	31.661	337.5
4	1'38.901	20.821	31.373	15.153	31.554	347.2	4	1'38.582	20.579	31.462	15.033	31.508	333.3
5	1'39.060	20.890	31.359	15.211	31.600	341.7	5	1'39.239	20.788	31.571	15.133	31.747	338.5
6	1'39.268	20.861	31.487	15.198	31.722	337.5	6	1'39.026	20.662	31.538	15.171	31.655	331.2
7	1'39.343	20.909	31.594	15.195	31.645	336.4	7	1'39.143	20.613	31.641	15.102	31.787	331.2
8	1'39.545	21.175	31.498	15.196	31.676	334.3	8	1'38.995	20.660	31.499	15.142	31.694	332.3
9	1'39.402	20.896	31.456	15.188	31.862	343.9	9	1'39.175	20.577	31.561	15.320	31.717	333.3
10	1'39.363	20.908	31.526	15.199	31.730	345.0	10	1'39.082	20.620	31.591	15.155	31.716	334.3
11	1'39.670	21.094	31.546	15.186	31.844	343.9	11	1'39.844	20.629	31.961	15.307	31.947	337.5
12	1'40.843	20.653	31.437	16.695	32.058	333.3	12	1'39.893	20.983	31.661	15.196	32.053	329.2
8th	5	Johann ZARCO				DUCATI	FRA	Run #	1	Front Tyre	missing data	Rear Tyre	missing data
		Prima Pramac Racing							**	Laps at start	**	Laps at start	
		Runs=1	Total laps=12	Full laps=11	Valid laps=11								
Run #	1	Front Tyre	missing data	Rear Tyre	missing data								
		**	Laps at start	**	Laps at start								
1	1'43.977	23.571	33.232	15.551	31.623		1	1'45.537	24.564	33.274	15.424	32.275	
2	1'39.682	20.776	32.285	15.064	31.557	349.5	2	1'40.342	21.229	32.014	15.138	31.961	338.5
3	1'38.925	20.593	31.534	15.040	31.758	340.6	3	1'39.294	20.642	31.613	15.216	31.823	334.3
4	1'39.298	20.853	31.678	15.083	31.684	345.0	4	1'39.091	20.593	31.576	15.198	31.724	331.2
5	1'39.082	20.644	31.684	15.149	31.605	342.8	5	1'39.748	20.802	31.629	15.363	31.954	336.4
6	1'39.174	20.685	31.598	15.126	31.765	340.6	6	1'39.842	20.950	31.754	15.286	31.852	336.4
7	1'39.439	20.688	31.669	15.262	31.820	337.5	7	1'39.319	20.787	31.540	15.179	31.813	335.4
8	1'39.588	20.641	31.581	15.527	31.839	336.4	8	1'39.459	20.771	31.620	15.227	31.841	335.4
9	1'39.447	20.574	31.556	15.442	31.875	336.4	9	1'39.652	20.848	31.573	15.385	31.846	338.5
10	1'39.913	20.692	31.881	15.332	32.008	335.4	10	1'39.656	20.895	31.593	15.213	31.955	340.6
11	1'39.963	20.778	31.650	15.390	32.145	335.4	11	1'39.499	20.825	31.626	15.191	31.857	336.4
12	1'39.969	20.718	31.760	15.340	32.151	332.3	12	1'39.583	20.746	31.472	15.273	32.092	336.4
9th	73	Alex MARQUEZ				DUCATI	SPA	Run #	1	Front Tyre	missing data	Rear Tyre	missing data
		Gresini Racing MotoGP							**	Laps at start	**	Laps at start	
		Runs=1	Total laps=12	Full laps=11	Valid laps=11								
Run #	1	Front Tyre	missing data	Rear Tyre	missing data								
		**	Laps at start	**	Laps at start								
1	1'45.385	23.703	33.637	15.399	32.646		1	1'45.385	23.703	33.637	15.399	32.646	

Fastest Lap: Jack MILLER Red Bull KTM Factory AUS 1'38.539 20.594 31.385 15.024 31.536

These data/results cannot be reproduced, stored and/or transmitted in whole or in part by any manner of electronic, mechanical, photocopying, recording, broadcasting or otherwise now known or herein after developed without the previous express consent by the copyright owner, except for reproduction in daily press and regular printed publications on sale to the public within 60 days of the event related to those data/results and always provided that copyright symbol appears together as follows below.
© DORNA, 2023

Official MotoGP Timing by TISSOT
www.motogp.com

Portimao, Saturday, March 25, 2023

Page 2 of 4



Sprint

MotoGP

Lap	Lap Time	T1	T2	T3	T4	Speed	Lap	Lap Time	T1	T2	T3	T4	Speed
2	1'39.626	20.789	31.853	15.175	31.809	340.6	5	1'40.540	20.971	31.912	15.758	31.899	335.4
3	1'39.222	20.688	31.519	15.117	31.898	337.5	6	1'40.132	20.973	31.882	15.343	31.934	332.3
4	1'39.463	20.688	31.522	15.311	31.942	336.4	7	1'40.436	21.100	31.894	15.235	32.207	330.2
5	1'40.133	20.758	31.584	15.461	32.330	335.4	8	1'40.536	21.109	31.936	15.310	32.181	327.2
6	1'39.499	20.791	31.620	15.212	31.876	337.5	9	1'40.828	21.126	32.103	15.392	32.207	329.2
7	1'39.476	20.655	31.614	15.267	31.940	335.4	10	1'40.192	20.869	31.888	15.312	32.123	329.2
8	1'39.716	20.711	31.695	15.278	32.032	333.3	11	1'40.545	20.970	31.967	15.384	32.224	324.3
9	1'39.685	20.605	31.726	15.339	32.015	334.3	12	1'40.266	21.064	31.815	15.286	32.101	323.3
10	1'39.552	20.630	31.637	15.240	32.045	335.4							
11	1'39.624	20.628	31.682	15.242	32.072	333.3							
12	1'39.865	20.968	31.665	15.307	31.925	331.2							

13th 42 Alex RINS HONDA SPA
LCR Honda CASTROL
Runs=1 Total laps=12 Full laps=11 Valid laps=11

Run #	1	Front Tyre	missing data	Rear Tyre	missing data	
		**	Laps at start	**	Laps at start	
1	1'43.828	23.715	32.961	15.471	31.681	
2	1'42.550	21.073	31.941	16.926	32.610	342.8
3	1'40.054	20.953	31.950	15.208	31.943	339.6
4	1'40.709	21.188	32.165	15.373	31.983	333.3
5	1'39.356	20.837	31.553	15.221	31.745	337.5
6	1'39.335	20.735	31.586	15.175	31.839	328.2
7	1'39.409	20.779	31.595	15.143	31.892	327.2
8	1'39.760	20.705	31.749	15.243	32.063	327.2
9	1'39.652	20.724	31.660	15.271	31.997	329.2
10	1'39.821	20.794	31.698	15.310	32.019	329.2
11	1'39.757	20.795	31.680	15.272	32.010	329.2
12	1'39.919	20.759	31.768	15.289	32.103	326.2

14th 21 Franco MORBIDELLI YAMAHA ITA
Monster Energy Yamaha MotoGP
Runs=1 Total laps=12 Full laps=11 Valid laps=11

Run #	1	Front Tyre	missing data	Rear Tyre	missing data	
		**	Laps at start	**	Laps at start	
1	1'45.417	24.430	33.034	15.507	32.446	
2	1'41.141	21.215	32.284	15.381	32.261	336.4
3	1'40.326	21.090	31.880	15.417	31.939	339.6
4	1'40.167	20.969	31.769	15.332	32.097	335.4
5	1'40.227	21.091	31.809	15.344	31.983	332.3
6	1'40.043	20.754	31.782	15.417	32.090	331.2
7	1'40.164	20.816	31.809	15.338	32.201	330.2
8	1'40.142	20.869	31.759	15.424	32.090	329.2
9	1'40.752	21.122	32.051	15.392	32.187	328.2
10	1'40.776	20.956	32.125	15.495	32.200	329.2
11	1'40.372	20.857	31.826	15.372	32.317	327.2
12	1'40.473	20.890	31.771	15.523	32.289	326.2

15th 30 Takaaki NAKAGAMI HONDA JPN
LCR Honda IDEMITSU
Runs=1 Total laps=12 Full laps=11 Valid laps=11

Run #	1	Front Tyre	missing data	Rear Tyre	missing data	
		**	Laps at start	**	Laps at start	
1	1'45.825	24.080	33.849	15.489	32.407	
2	1'40.834	21.080	32.164	15.378	32.212	337.5
3	1'40.413	21.108	32.089	15.325	31.891	329.2
4	1'40.443	20.994	32.044	15.250	32.155	335.4

16th 49 Fabio DI GIANNANTONI DUCATI ITA
Gresini Racing MotoGP
Runs=1 Total laps=12 Full laps=11 Valid laps=11

Run #	1	Front Tyre	missing data	Rear Tyre	missing data	
		**	Laps at start	**	Laps at start	
1	1'45.446	24.584	32.973	15.569	32.320	
2	1'40.855	20.954	32.010	15.748	32.143	341.7
3	1'40.063	20.778	31.634	15.626	32.025	338.5
4	1'41.078	21.192	31.862	15.641	32.383	332.3
5	1'40.274	20.837	31.876	15.388	32.173	339.6
6	1'40.393	20.952	31.778	15.473	32.190	329.2
7	1'40.445	20.868	31.838	15.430	32.309	330.2
8	1'40.539	20.882	31.875	15.469	32.313	328.2
9	1'40.969	21.122	31.989	15.477	32.381	328.2
10	1'41.038	21.201	31.932	15.467	32.438	333.3
11	1'41.424	21.183	32.149	15.526	32.566	329.2
12	1'41.573	21.031	32.125	15.614	32.803	327.2

17th 72 Marco BEZZECCHI DUCATI ITA
Mooney VR46 Racing Team
Runs=1 Total laps=2 Full laps=1 Valid laps=1

Run #	1	Front Tyre	missing data	Rear Tyre	missing data	
		**	Laps at start	**	Laps at start	
1	1'43.828	24.063	32.741	15.453	31.571	
2	1'39.454	20.688	31.867	15.139	31.760	348.3
	unfinished	20.433	31.371	15.220		343.9

18th 23 Enea BASTIANINI DUCATI ITA
Ducati Lenovo Team
Runs=1 Total laps=1 Full laps=0 Valid laps=0

Run #	1	Front Tyre	missing data	Rear Tyre	missing data	
		**	Laps at start	**	Laps at start	
1	1'42.198	23.008	32.047	15.277	31.866	
	unfinished	21.283				335.4

19th 10 Luca MARINI DUCATI ITA
Mooney VR46 Racing Team
Runs=1 Total laps=1 Full laps=0 Valid laps=0

Run #	1	Front Tyre	missing data	Rear Tyre	missing data	
		**	Laps at start	**	Laps at start	
1	1'42.610	23.367	32.272	15.230	31.741	
	unfinished	21.059				343.9

20th 36 Joan MIR HONDA SPA
Repsol Honda Team
Runs=1 Total laps=0 Full laps=0 Valid laps=0

Run #	1	Front Tyre	missing data	Rear Tyre	missing data	
		**	Laps at start	**	Laps at start	
	unfinished	24.351	32.848	15.394		

Fastest Lap: Jack MILLER Red Bull KTM Factory AUS 1'38.539 20.594 31.385 15.024 31.536

These data/results cannot be reproduced, stored and/or transmitted in whole or in part by any manner of electronic, mechanical, photocopying, recording, broadcasting or otherwise now known or herein after developed without the previous express consent by the copyright owner, except for reproduction in daily press and regular printed publications on sale to the public within 60 days of the event related to those data/results and always provided that copyright symbol appears together as follows below.
© DORNA, 2023

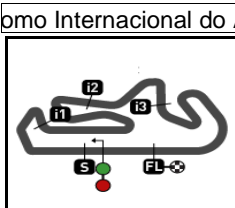


Lap	Lap Time	T1	T2	T3	T4	Speed	Lap	Lap Time	T1	T2	T3	T4	Speed
21st	37	Augusto FERNANDEZ KTM SPA						GASGAS Factory Racing Tech3					
Runs=1		Total laps=0		Full laps=0		Valid laps=0							
Run #	1	Front Tyre	missing data	Rear Tyre	missing data								
		**	Laps at start	**	Laps at start								
	unfinished	42.969											

Fastest Lap:	Jack MILLER	Red Bull KTM Factory	AUS	1'38.539	20.594	31.385	15.024	31.536
---------------------	-------------	----------------------	-----	-----------------	--------	--------	--------	--------

These data/results cannot be reproduced, stored and/or transmitted in whole or in part by any manner of electronic, mechanical, photocopying, recording, broadcasting or otherwise now known or herein after developed without the previous express consent by the copyright owner, except for reproduction in daily press and regular printed publications on sale to the public within 60 days of the event related to those data/results and always provided that copyright symbol appears together as follows below.
 © DORNA, 2023





4592 m.

GRANDE PRÉMIO TISSOT DE PORTUGAL

Sprint

Analysis by Lap

35

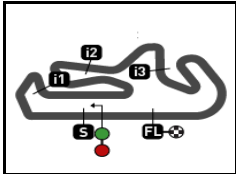
Num Lap Time Gap

Num	Lap	Time	Gap	Num	Lap	Time	Gap	Num	Lap	Time	Gap
Lap 1											
89	1	1'42.021		12	1	1'39.017	1.662	42	1	1'39.821	10.198
1		1'42.076	0.055	5		1'39.439	2.797	21		1'40.776	14.879
93		1'42.082	0.061	73		1'39.350	3.315	30		1'40.192	15.903
23		1'42.198	0.177	20		1'39.143	5.017	49		1'41.038	16.824
88		1'42.209	0.188	33		1'39.476	6.024	Lap 11			
43		1'42.368	0.347	25		1'39.319	6.393	89		1'39.351	
10		1'42.610	0.589	42		1'39.409	8.461	1		1'39.046	0.083
12		1'42.801	0.780	21		1'40.164	10.705	93		1'39.475	1.278
73		1'43.403	1.382	49		1'40.445	11.774	93		1'39.670	1.332
41		1'43.556	1.535	30		1'40.436	11.843	88		1'39.885	1.469
72		1'43.828	1.807	Lap 8				12		1'39.098	1.568
42		1'43.828	1.807	89		1'39.307		41		1'39.530	1.798
5		1'43.977	1.956	43		1'39.454	0.058	5		1'39.963	4.861
33		1'45.385	3.364	1		1'39.397	0.163	20		1'39.844	5.266
21		1'45.417	3.396	88		1'39.545	0.348	73		1'40.277	5.309
49		1'45.446	3.425	93		1'39.481	0.664	33		1'39.624	7.754
25		1'45.537	3.516	41		1'39.113	0.958	25		1'39.499	7.812
30		1'45.825	3.804	12		1'38.916	1.182	42		1'39.757	10.604
20		1'46.917	4.896	5		1'39.588	2.989	21		1'40.372	15.900
Lap 2											
1		1'38.825		73		1'39.479	3.398	30		1'40.545	17.097
89		1'38.816	0.046	20		1'38.995	4.616	49		1'41.424	18.897
93		1'38.956	0.192	33		1'39.716	6.344	Lap 12			
43		1'39.407	0.929	25		1'39.459	6.456	1		1'39.152	
88		1'39.611	0.974	42		1'39.760	8.825	89		1'39.542	0.307
41		1'39.268	1.978	21		1'40.142	11.451	93		1'39.474	1.517
73		1'39.713	2.270	49		1'40.539	12.917	43		1'39.369	1.603
72		1'39.454	2.436	30		1'40.536	12.983	12		1'39.521	1.854
5		1'39.682	2.813	Lap 9				41		1'39.543	2.106
12		1'41.111	3.066	89		1'39.133		88		1'40.843	2.940
33		1'39.626	4.165	43		1'39.478	0.403	5		1'39.969	5.595
25		1'40.342	5.033	1		1'39.434	0.464	73		1'39.637	5.711
49		1'40.855	5.455	88		1'39.402	0.617	20		1'39.893	5.924
42		1'42.550	5.532	93		1'39.320	0.851	25		1'39.583	8.160
21		1'41.141	5.712	41		1'39.083	0.908	33		1'39.865	8.384
30		1'40.834	5.813	12		1'39.035	1.084	42		1'39.919	11.288
20		1'39.756	5.827	5		1'39.447	3.303	21		1'40.473	17.138
Lap 3											
1		1'38.685		73		1'39.318	3.583	30		1'40.266	18.128
89		1'38.687	0.048	20		1'39.175	4.658	49		1'41.573	21.235
93		1'38.966	0.473	33		1'39.685	6.896	Lap 10			
43		1'38.539	0.783	25		1'39.652	6.975	89		1'38.967	
88		1'38.587	0.876	42		1'39.652	9.344	1		1'38.891	0.388
41		1'39.004	2.297	21		1'40.752	13.070	43		1'39.499	0.935
73		1'39.351	2.936	30		1'40.828	14.678	88		1'39.363	1.013
5		1'38.925	3.053	49		1'40.969	14.753	93		1'39.270	1.154
12		1'38.803	3.184	Lap 6				41		1'39.678	1.619
33		1'39.222	4.702	89		1'39.120		12		1'39.704	1.821
25		1'39.294	5.642	43		1'39.104	0.133	5		1'39.913	4.249
20		1'39.134	6.276	1		1'39.512	0.495	73		1'39.767	4.383
49		1'40.063	6.833	88		1'39.268	0.555	20		1'39.082	4.773
42		1'40.054	6.901	93		1'39.262	1.058	33		1'39.552	7.481
21		1'40.326	7.353	41		1'38.982	1.834	25		1'39.656	7.664
30		1'40.413	7.541	12		1'38.741	2.344	Lap 7			
Lap 4											
1		1'39.106	1.241	5		1'39.174	3.057	43		1'39.566	
89		1'39.759		73		1'39.267	3.664	89		1'39.788	0.089
1		1'39.212	0.405	20		1'39.026	5.573	1		1'39.366	0.162
93		1'39.186	0.852	33		1'39.499	6.247	88		1'39.343	0.199
43		1'38.936	0.912	25		1'39.842	6.773	93		1'39.220	0.579
88		1'38.901	0.970	42		1'39.335	8.751	41		1'39.106	1.241
41		1'38.848	2.338	21		1'40.043	10.240	Lap 5			
12		1'38.939	3.316	49		1'40.274	9.755	89		1'39.623	
5		1'39.298	3.544	30		1'40.540	10.094	1		1'39.321	0.103
73		1'39.771	3.900	Lap 5				43		1'38.860	0.149
33		1'39.463	5.358	89		1'39.623		88		1'39.060	0.407
25		1'39.091	5.926	41		1'39.257	1.972	93		1'39.687	0.916
20		1'38.582	6.051	12		1'39.030	2.723	41		1'39.257	1.972
21		1'40.167	8.713	5		1'39.082	3.003	12		1'39.030	2.723
42		1'40.709	8.803	73		1'39.240	3.517	5		1'39.082	3.003
49		1'41.078	9.104	20		1'39.239	5.667	73		1'39.240	3.517
30		1'40.443	9.177	33		1'40.133	5.868	20		1'39.239	5.667

Lapped rider

These data/results cannot be reproduced, stored and/or transmitted in whole or in part by any manner of electronic, mechanical, photocopying, recording, broadcasting or otherwise now known or herein after developed without the previous express consent by the copyright owner, except for reproduction in daily press and regular printed publications on sale to the public within 60 days of the event related to those data/results and always provided that copyright symbol appears together as follows below.
© DORNA, 2023





4592 m.

GRANDE PRÉMIO TISSOT DE PORTUGAL

After the Sprint

2023 Rookie of the Year Classification

MotoGP™

36

Rider

Nation	Points	Leader Previous	POR	ARG	AME	SPA	FRA	ITA	GER	NED	KAZ	GBR	AUT	CAT	RSM	IND	JPN	INA	AUS	THA	MAL	QAT	VAI
--------	--------	-----------------	-----	-----	-----	-----	-----	-----	-----	-----	-----	-----	-----	-----	-----	-----	-----	-----	-----	-----	-----	-----	-----

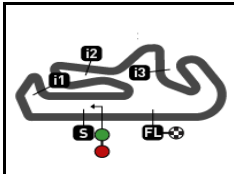
These data/results cannot be reproduced, stored and/or transmitted in whole or in part by any manner of electronic, mechanical, photocopying, recording, broadcasting or otherwise now known or herein after developed without the previous express consent by the copyright owner, except for reproduction in daily press and regular printed publications on sale to the public within 60 days of the event related to those data/results and always provided that copyright symbol appears together as follows below.

© DORNA, 2023

Official MotoGP Timing by **TISSOT**
www.motogp.com

Portimao, Saturday, March 25, 2023





4592 m.

GRANDE PRÉMIO TISSOT DE PORTUGAL

After the Sprint

2023 Independent Team Classification

36

Rider	Nation	Points	Leader	Previous	POR	ARG	AME	SPA	FRA	ITA	GER	NED	KAZ	GBR	AUT	CAT	RSM	IND	JPN	INA	AUS	THA	MAL	QAT	V
1 MARTIN Jorge	SPA	9			9																				
2 OLIVEIRA Miguel	POR	3	6	6	3																				
3 ZARCO Johann	FRA	2	7	1	2																				
4 MARQUEZ Alex	SPA	1	8	1	1																				

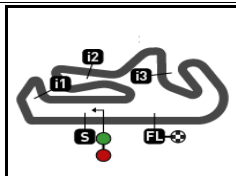
Team	Points	Leader	Previous	POR	ARG	AME	SPA	FRA	ITA	GER	NED	KAZ	GBR	AUT	CAT	RSM	IND	JPN	INA	AUS	THA	MAL		
1 PRIMA PRAMAC RACING	28			11																				
2 CRYPTODATA RNF MOTOGP TEAM	14	14	14	3																				
3 GRESINI RACING MOTOGP	7	21	7	1																				

These data/results cannot be reproduced, stored and/or transmitted in whole or in part by any manner of electronic, mechanical, photocopying, recording, broadcasting or otherwise now known or herein after developed without the previous express consent by the copyright owner, except for reproduction in daily press and regular printed publications on sale to the public within 60 days of the event related to those data/results and always provided that copyright symbol appears together as follows below.
© DORNA, 2023

Official MotoGP Timing by 
www.motogp.com

Portimao, Saturday, March 25, 2023





4592 m.

GRANDE PRÉMIO TISSOT DE PORTUGAL
Sprint - Starting Grid

Race : 12 laps = 55.104 km



1	1 1'37.226 93 Marc MARQUEZ Honda	2	2 1'37.290 1 Francesco BAGNAIA Ducati	3	3 1'37.454 89 Jorge MARTIN Ducati
2	4 1'37.521 88 Miguel OLIVEIRA Aprilia	5	5 1'37.549 43 Jack MILLER KTM	6	6 1'37.584 23 Enea BASTIANINI Ducati
3	7 1'37.598 12 Maverick VIÑALES Aprilia	8	8 1'37.616 72 Marco BEZZECCHI Ducati	9	9 1'37.622 10 Luca MARINI Ducati
4	10 1'37.880 5 Johann ZARCO Ducati	11	11 1'37.920 20 Fabio QUARTARARO Yamaha	12	12 1'38.136 41 Aleix ESPARGARO Aprilia
5	13 1'37.970 73 Alex MARQUEZ Ducati	14	14 1'38.064 36 Joan MIR Honda	15	15 1'38.105 33 Brad BINDER KTM
6	16 1'38.133 42 Alex RINS Honda	17	17 1'38.335 21 Franco MORBIDELLI Yamaha	18	18 1'38.439 30 Takaaki NAKAGAMI Honda
7	19 1'38.464 37 Augusto FERNANDEZ KTM	20	20 1'38.492 25 Raul FERNANDEZ Aprilia	21	21 1'38.778 49 Fabio DI GIANNANTONIO Ducati

The results are provisional until the end of the limit for protest and appeals and until the ratification of the Event Management Committee.

Time limit for protest expires 60' at the latest after publication of the results - Time:

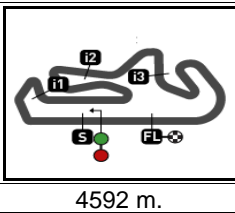
These data/results cannot be reproduced, stored and/or transmitted in whole or in part by any manner of electronic, mechanical, photocopying, recording, broadcasting or otherwise now known or herein after developed without the previous express consent by the copyright owner, except for reproduction in daily press and regular printed publications on sale to the public within 60 days of the event related to those data/results and always provided that copyright symbol appears together as follows below.

© DORNA, 2023

Official MotoGP Timing by **TISSOT**
www.motogp.com

Portimao, Saturday, March 25, 2023





GRANDE PRÉMIO TISSOT DE PORTUGAL
Sprint
Top Speed & Average



Rider	Nation	Motorcycle	Top 5 speeds					Average	Top
5 Johann ZARCO	FRA	DUCATI	349.5	345.0	342.8	340.6	340.6	343.7	349.5
72 Marco BEZZECCHI	ITA	DUCATI	348.3	343.9				346.1	348.3
12 Maverick VIÑALES	SPA	APRILIA	347.2	345.0	343.9	343.9	343.9	344.8	347.2
73 Alex MARQUEZ	SPA	DUCATI	347.2	343.9	341.7	341.7	340.6	342.3	347.2
88 Miguel OLIVEIRA	POR	APRILIA	347.2	345.0	343.9	343.9	341.7	343.9	347.2
41 Aleix ESPARGARO	SPA	APRILIA	345.0	343.9	341.7	341.7	339.6	341.9	345.0
10 Luca MARINI	ITA	DUCATI	343.9					343.9	343.9
1 Francesco BAGNAIA	ITA	DUCATI	342.8	341.7	339.6	338.5	337.5	339.6	342.8
42 Alex RINS	SPA	HONDA	342.8	339.6	337.5	333.3	329.2	334.4	342.8
49 Fabio DI GIANNANTONIO	ITA	DUCATI	341.7	339.6	338.5	333.3	332.3	337.1	341.7
93 Marc MARQUEZ	SPA	HONDA	341.7	337.5	336.4	336.4	335.4	337.5	341.7
25 Raul FERNANDEZ	SPA	APRILIA	340.6	338.5	338.5	336.4	336.4	337.6	340.6
33 Brad BINDER	RSA	KTM	340.6	337.5	337.5	336.4	335.4	336.9	340.6
89 Jorge MARTIN	SPA	DUCATI	340.6	334.3	334.3	334.3	333.3	334.8	340.6
21 Franco MORBIDELLI	ITA	YAMAHA	339.6	336.4	335.4	332.3	331.2	335.0	339.6
43 Jack MILLER	AUS	KTM	339.6	339.6	338.5	336.4	336.4	337.6	339.6
20 Fabio QUARTARARO	FRA	YAMAHA	338.5	337.5	337.5	336.4	334.3	336.8	338.5
30 Takaaki NAKAGAMI	JPN	HONDA	337.5	335.4	335.4	332.3	330.2	334.2	337.5
23 Enea BASTIANINI	ITA	DUCATI	335.4					335.4	335.4

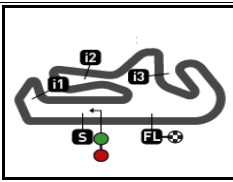
These data/results cannot be reproduced, stored and/or transmitted in whole or in part by any manner of electronic, mechanical, photocopying, recording, broadcasting or otherwise now known or herein after developed without the previous express consent by the copyright owner, except for reproduction in daily press and regular printed publications on sale to the public within 60 days of the event related to those data/results and always provided that copyright symbol appears together as follows below.

© DORNA, 2023

Official MotoGP Timing by **TISSOT**
www.motogp.com




Portimao, Saturday, March 25, 2023



4592 m.

GRANDE PRÉMIO TISSOT DE PORTUGAL
Sprint
Fastest Laps Sequence

<i>Lap</i>	<i>Race Time</i>	 <i>Rider</i>	<i>Nation</i>	<i>Motorcycle</i>	<i>Time</i>	<i>Km/h</i>	<i>Riders's Lap</i>
2	3'20.846	1 Francesco BAGNAIA	ITA	DUCATI	1'38.825	167.2	2
2	3'20.892	89 Jorge MARTIN	SPA	DUCATI	1'38.816	167.2	2
3	4'59.531	1 Francesco BAGNAIA	ITA	DUCATI	1'38.685	167.5	3
3	5'00.314	43 Jack MILLER	AUS	KTM	1'38.539	167.7	3

These data/results cannot be reproduced, stored and/or transmitted in whole or in part by any manner of electronic, mechanical, photocopying, recording, broadcasting or otherwise now known or herein after developed without the previous express consent by the copyright owner, except for reproduction in daily press and regular printed publications on sale to the public within 60 days of the event related to those data/results and always provided that copyright symbol appears together as follows below.

© DORNA, 2023

Official MotoGP Timing by TISSOT
 www.motogp.com

Portimao, Saturday, March 25, 2023

