




GRANDE PRÉMIO TISSOT DE PORTUGAL
Warm Up
Classification

25

	Rider	Nation	Team	Motorcycle	Time	Lap	Total	Gap	Top Speed
1	73 Alex MARQUEZ	SPA	Gresini Racing MotoGP	DUCATI	1'38.719	5	6		347.2
2	20 Fabio QUARTARARO	FRA	Monster Energy Yamaha MotoGP	YAMAHA	1'38.872	4	4	0.153 0.153	337.5
3	93 Marc MARQUEZ	SPA	Repsol Honda Team	HONDA	1'38.874	4	6	0.155 0.002	338.5
4	89 Jorge MARTIN	SPA	Prima Pramac Racing	DUCATI	1'38.934	6	6	0.215 0.060	347.2
5	43 Jack MILLER	AUS	Red Bull KTM Factory Racing	KTM	1'39.020	5	6	0.301 0.086	348.3
6	88 Miguel OLIVEIRA	POR	CryptoDATA RNF MotoGP Team	APRILIA	1'39.058	6	6	0.339 0.038	337.5
7	1 Francesco BAGNAIA	ITA	Ducati Lenovo Team	DUCATI	1'39.071	5	5	0.352 0.013	341.7
8	33 Brad BINDER	RSA	Red Bull KTM Factory Racing	KTM	1'39.204	6	6	0.485 0.133	346.1
9	72 Marco BEZZECCHI	ITA	Mooney VR46 Racing Team	DUCATI	1'39.211	6	6	0.492 0.007	343.9
10	41 Aleix ESPARGARO	SPA	Aprilia Racing	APRILIA	1'39.229	6	6	0.510 0.018	346.1
11	30 Takaaki NAKAGAMI	JPN	LCR Honda IDEMITSU	HONDA	1'39.409	5	6	0.690 0.180	339.6
12	42 Alex RINS	SPA	LCR Honda CASTROL	HONDA	1'39.441	4	6	0.722 0.032	340.6
13	10 Luca MARINI	ITA	Mooney VR46 Racing Team	DUCATI	1'39.451	5	6	0.732 0.010	340.6
14	25 Raul FERNANDEZ	SPA	CryptoDATA RNF MotoGP Team	APRILIA	1'39.503	6	6	0.784 0.052	341.7
15	21 Franco MORBIDELLI	ITA	Monster Energy Yamaha MotoGP	YAMAHA	1'39.714	5	6	0.995 0.211	335.4
16	36 Joan MIR	SPA	Repsol Honda Team	HONDA	1'39.737	4	6	1.018 0.023	338.5
17	5 Johann ZARCO	FRA	Prima Pramac Racing	DUCATI	1'39.744	6	6	1.025 0.007	350.6
18	12 Maverick VIÑALES	SPA	Aprilia Racing	APRILIA	1'39.806	6	6	1.087 0.062	341.7
19	49 Fabio DI GIANNANTONIO	ITA	Gresini Racing MotoGP	DUCATI	1'39.889	6	6	1.170 0.083	338.5
20	37 Augusto FERNANDEZ	SPA	GASGAS Factory Racing Tech3	KTM	1'39.943	5	5	1.224 0.054	335.4

Practice condition: Dry

Air: 16°

Humidity: 77%

Ground: 17°

Fastest Lap:	Lap: 5	Alex MARQUEZ	1'38.719	167.4 Km/h
Best Race Lap:	2022	Fabio QUARTARARO	1'39.435	166.2 Km/h
All Time Lap Record:	2023	Marc MARQUEZ	1'37.226	170.0 Km/h

The results are provisional until the end of the limit for protest and appeals.

Time limit for protest expires 30' after publication of the results - Time:

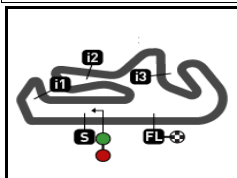
These data/results cannot be reproduced, stored and/or transmitted in whole or in part by any manner of electronic, mechanical, photocopying, recording, broadcasting or otherwise now known or herein after developed without the previous express consent by the copyright owner, except for reproduction in daily press and regular printed publications on sale to the public within 60 days of the event related to those data/results and always provided that copyright symbol appears together as follows below.

© DORNA, 2023

Official MotoGP Timing by TISSOT
 www.motogp.com



Portimao, Sunday, March 26, 2023



4592 m.

GRANDE PRÉMIO TISSOT DE PORTUGAL

Warm Up

Top Speed & Average

26



Rider	Nation	Motorcycle	Top 5 speeds					Average	Top
5 Johann ZARCO	FRA	DUCATI	350.6	345.0	342.8	340.6	340.6	343.9	350.6
43 Jack MILLER	AUS	KTM	348.3	347.2	343.9	343.9	343.9	345.4	348.3
73 Alex MARQUEZ	SPA	DUCATI	347.2	343.9	341.7	340.6	340.6	342.8	347.2
89 Jorge MARTIN	SPA	DUCATI	347.2	346.1	342.8	341.7	338.5	343.3	347.2
33 Brad BINDER	RSA	KTM	346.1	345.0	343.9	341.7	341.7	343.7	346.1
41 Aleix ESPARGARO	SPA	APRILIA	346.1	343.9	342.8	342.8	342.8	343.7	346.1
72 Marco BEZZECCHI	ITA	DUCATI	343.9	341.7	341.7	338.5		341.5	343.9
1 Francesco BAGNAIA	ITA	DUCATI	341.7	338.5	335.4			338.5	341.7
12 Maverick VIÑALES	SPA	APRILIA	341.7	336.4	336.4	335.4		337.5	341.7
25 Raul FERNANDEZ	SPA	APRILIA	341.7	339.6	339.6	339.6	338.5	339.8	341.7
10 Luca MARINI	ITA	DUCATI	340.6	338.5	337.5	337.5	337.5	338.3	340.6
42 Alex RINS	SPA	HONDA	340.6	339.6	339.6	336.4	328.2	336.9	340.6
30 Takaaki NAKAGAMI	JPN	HONDA	339.6	339.6	337.5	335.4	335.4	337.5	339.6
36 Joan MIR	SPA	HONDA	338.5	338.5	337.5	336.4	335.4	337.3	338.5
49 Fabio DI GIANNANTONIO	ITA	DUCATI	338.5	337.5	334.3	333.3	331.2	335.0	338.5
93 Marc MARQUEZ	SPA	HONDA	338.5	337.5	336.4	336.4	330.2	335.8	338.5
20 Fabio QUARTARARO	FRA	YAMAHA	337.5	336.4	335.4			336.4	337.5
88 Miguel OLIVEIRA	POR	APRILIA	337.5	337.5	337.5	337.5	331.2	336.2	337.5
21 Franco MORBIDELLI	ITA	YAMAHA	335.4	335.4	334.3	334.3	333.3	334.5	335.4
37 Augusto FERNANDEZ	SPA	KTM	335.4	335.4	334.3			335.0	335.4

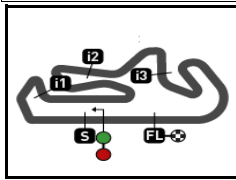
These data/results cannot be reproduced, stored and/or transmitted in whole or in part by any manner of electronic, mechanical, photocopying, recording, broadcasting or otherwise now known or herein after developed without the previous express consent by the copyright owner, except for reproduction in daily press and regular printed publications on sale to the public within 60 days of the event related to those data/results and always provided that copyright symbol appears together as follows below.

© DORNA, 2023

Official MotoGP Timing by TISSOT
www.motogp.com



Portimao, Sunday, March 26, 2023



4592 m.

GRANDE PRÉMIO TISSOT DE PORTUGAL

Warm Up

Chronological Analysis of Performances

27

* Lap / Sector time cancelled

T1 Time from finish line to 1st intermediate

T3 Time from 2nd intermed. to 3rd intermed.

P Crossing the finish line in pit lane

T2 Time from 1st intermed. to 2nd intermed.

T4 Time from 3rd intermediate to finish line

**Tyre data subject to further updates

Lap	Lap Time	T1	T2	T3	T4	Speed	Lap	Lap Time	T1	T2	T3	T4	Speed
1st	73	Alex MARQUEZ DUCATI SPA					5	1'39.715	21.106	31.646	15.082	31.881	347.2
		Gresini Racing MotoGP					6	1'38.934	20.697	31.648	15.044	31.545	342.8
		Runs=1	Total laps=6	Full laps=5	Valid laps=5								
Run #	1	Front Tyre	missing data	Rear Tyre	missing data								
		**	Laps at start	**	Laps at start								
1	2'30.114	13.231	34.958	16.480	36.570								
2	1'42.161	21.425	32.523	15.608	32.605	347.2							
3	1'39.658	20.750	31.939	15.354	31.615	340.6							
4	1'39.000	20.545	31.543	15.306	31.606	340.6							
5	1'38.719	20.545	31.565	15.146	31.463	341.7							
6	1'38.823	20.549	31.617	15.122	31.535	343.9							
2nd	20	Fabio QUARTARARO YAMAHA FRA											
		Monster Energy Yamaha MotoGP											
		Runs=2	Total laps=4	Full laps=3	Valid laps=4								
Run #	1	Front Tyre	missing data	Rear Tyre	missing data								
		**	Laps at start	**	Laps at start								
unfinished		12.970											
Run #	2	Front Tyre	missing data	Rear Tyre	missing data								
		**	Laps at start	**	Laps at start								
1	1'34.935	12.787	33.904	15.853	32.391								
2	1'39.914	20.873	32.103	15.183	31.755	335.4							
3	1'38.975	20.653	31.700	15.048	31.574	336.4							
4	1'38.872	20.600	31.633	15.039	31.600	337.5							
3rd	93	Marc MARQUEZ HONDA SPA											
		Repsol Honda Team											
		Runs=1	Total laps=6	Full laps=5	Valid laps=5								
Run #	1	Front Tyre	missing data	Rear Tyre	missing data								
		**	Laps at start	**	Laps at start								
1	2'28.661	13.721	34.381	15.791	34.105								
2	1'44.143	21.326	32.743	15.594	34.480	330.2							
3	1'39.776	20.714	31.753	15.301	32.008	337.5							
4	1'38.874	20.589	31.554	15.012	31.719	336.4							
5	1'38.993	20.687	31.530	15.053	31.723	338.5							
6	1'39.688	20.716	31.765	15.143	32.064	336.4							
4th	89	Jorge MARTIN DUCATI SPA											
		Prima Pramac Racing											
		Runs=1	Total laps=6	Full laps=5	Valid laps=5								
Run #	1	Front Tyre	missing data	Rear Tyre	missing data								
		**	Laps at start	**	Laps at start								
1	2'29.791	13.644	34.386	15.930	35.663								
2	1'42.347	21.466	32.597	15.568	32.716	346.1							
3	1'45.390	24.705	33.506	15.312	31.867	338.5							
4	1'39.302	20.676	31.853	15.078	31.695	341.7							
5th	43	Jack MILLER KTM AUS											
		Red Bull KTM Factory Racing											
		Runs=1	Total laps=6	Full laps=5	Valid laps=5								
Run #	1	Front Tyre	missing data	Rear Tyre	missing data								
		**	Laps at start	**	Laps at start								
1	2'30.308	13.318	34.351	15.821	32.656								
2	1'43.106	21.463	32.942	15.870	32.831	347.2							
3	1'39.886	21.133	31.882	15.159	31.712	348.3							
4	1'39.103	20.738	31.676	15.053	31.636	343.9							
5	1'39.020	20.674	31.638	15.080	31.628	343.9							
6	1'39.272	20.680	31.719	15.136	31.737	343.9							
6th	88	Miguel OLIVEIRA APRILIA POR											
		CryptoDATA RNF MotoGP Team											
		Runs=1	Total laps=6	Full laps=5	Valid laps=5								
Run #	1	Front Tyre	missing data	Rear Tyre	missing data								
		**	Laps at start	**	Laps at start								
1	2'11.152	13.359	35.717	16.705	32.935								
2	1'44.096	21.051	34.349	16.461	32.235	337.5							
3	1'40.329	21.037	31.946	15.438	31.908	331.2							
4	1'39.340	20.657	31.678	15.334	31.671	337.5							
5	1'39.110	20.776	31.558	15.141	31.635	337.5							
6	1'39.058	20.633	31.543	15.185	31.697	337.5							
7th	1	Francesco BAGNAIA DUCATI ITA											
		Ducati Lenovo Team											
		Runs=2	Total laps=5	Full laps=2	Valid laps=2								
Run #	1	Front Tyre	missing data	Rear Tyre	missing data								
		**	Laps at start	**	Laps at start								
1	3'06.784	13.482	35.498	16.561	33.039								
2	1'58.209 P	21.265	32.984	15.521	48.439	335.4							
Run #	2	Front Tyre	missing data	Rear Tyre	missing data								
		**	Laps at start	**	Laps at start								
3	2'21.458	13.297	37.791	15.807	32.184								
4	1'42.358	23.270	32.094	15.151	31.843	341.7							
5	1'39.071	20.533	31.777	15.048	31.713	338.5							
8th	33	Brad BINDER KTM RSA											
		Red Bull KTM Factory Racing											
		Runs=1	Total laps=6	Full laps=5	Valid laps=5								
Run #	1	Front Tyre	missing data	Rear Tyre	missing data								
		**	Laps at start	**	Laps at start								
1	2'11.768	13.127	35.578	16.781	33.271								
2	1'50.870	21.198	32.646	19.810	37.216	346.1							

Fastest Lap: Alex MARQUEZ Gresini Racing MotoG SPA **1'38.719** 20.545 31.565 15.146 31.463

These data/results cannot be reproduced, stored and/or transmitted in whole or in part by any manner of electronic, mechanical, photocopying, recording, broadcasting or otherwise now known or herein after developed without the previous express consent by the copyright owner, except for reproduction in daily press and regular printed publications on sale to the public within 60 days of the event related to those data/results and always provided that copyright symbol appears together as follows below.

© DORNA, 2023



Warm Up

MotoGP

Lap	Lap Time	T1	T2	T3	T4	Speed
3	1'40.230	20.921	32.136	15.261	31.912	341.7
4	1'39.622	20.616	31.876	15.270	31.860	341.7
5	1'39.581	20.783	31.746	15.191	31.861	343.9
6	1'39.204	20.647	31.710	15.043	31.804	345.0

9th **72** **Marco BEZZECCHI** DUCATI ITA
Mooney VR46 Racing Team
Runs=2 Total laps=6 Full laps=4 Valid laps=4

Run #	1	Front Tyre	missing data	Rear Tyre	missing data
		**	Laps at start	**	Laps at start

1	2'09.907	P	13.652	35.647	16.531	49.809
---	----------	---	--------	--------	--------	--------

Run #	2	Front Tyre	missing data	Rear Tyre	missing data
		**	Laps at start	**	Laps at start

2	2'19.378		12.862	34.167	16.522	33.133
3	1'40.072		20.817	32.128	15.226	31.901
4	1'41.996		22.548	32.188	15.282	31.978
5	1'39.878		20.702	32.254	15.187	31.735
6	1'39.211		20.595	31.672	15.143	31.801

10th **41** **Aleix ESPARGARO** APRILIA SPA
Aprilia Racing
Runs=1 Total laps=6 Full laps=5 Valid laps=5

Run #	1	Front Tyre	missing data	Rear Tyre	missing data
		**	Laps at start	**	Laps at start

1	2'29.631		13.355	34.719	16.193	34.002
2	1'43.673		21.503	32.561	15.623	33.986
3	1'43.412		22.880	33.072	15.462	31.998
4	1'39.606		20.814	31.881	15.186	31.725
5	1'39.476		20.695	31.866	15.242	31.673
6	1'39.229		20.696	31.870	15.146	31.517

11th **30** **Takaaki NAKAGAMI** HONDA JPN
LCR Honda IDEMITSU
Runs=1 Total laps=6 Full laps=5 Valid laps=5

Run #	1	Front Tyre	missing data	Rear Tyre	missing data
		**	Laps at start	**	Laps at start

1	2'11.612		14.407	38.014	17.051	33.261
2	1'44.522		21.537	32.754	17.856	32.375
3	1'39.957		20.923	32.010	15.214	31.810
4	1'39.488		20.838	31.841	15.115	31.694
5	1'39.409		20.723	31.794	15.156	31.736
6	1'39.651		20.732	31.950	15.158	31.811

12th **42** **Alex RINS** HONDA SPA
LCR Honda CASTROL
Runs=1 Total laps=6 Full laps=5 Valid laps=5

Run #	1	Front Tyre	missing data	Rear Tyre	missing data
		**	Laps at start	**	Laps at start

1	2'09.961		13.796	35.542	16.571	33.321
2	1'45.578		24.085	33.184	16.070	32.239
3	1'40.337		21.187	32.140	15.248	31.762
4	1'39.441		20.881	31.805	15.113	31.642
5	1'40.398		20.738	31.852	15.182	32.626
6	1'39.536		20.727	31.881	15.177	31.751

13th **10** **Luca MARINI** DUCATI ITA
Mooney VR46 Racing Team
Runs=1 Total laps=6 Full laps=5 Valid laps=5

Lap	Lap Time	T1	T2	T3	T4	Speed
Run #	1	Front Tyre	missing data	Rear Tyre	missing data	
		**	Laps at start	**	Laps at start	
1	2'18.876		12.689	35.230	16.403	33.312
2	1'42.921		21.034	32.637	15.607	33.643
3	1'40.362		21.013	32.054	15.179	32.116
4	1'39.988		20.629	32.134	15.265	31.960
5	1'39.451		20.553	31.709	15.194	31.995
6	1'39.476		20.593	31.910	15.085	31.888

14th **25** **Raul FERNANDEZ** APRILIA SPA
CryptoDATA RNF MotoGP Team
Runs=1 Total laps=6 Full laps=5 Valid laps=5

Run #	1	Front Tyre	missing data	Rear Tyre	missing data
		**	Laps at start	**	Laps at start

1	2'12.761		13.207	34.876	16.693	33.166
2	1'44.381		23.469	32.770	15.667	32.475
3	1'39.735		20.902	31.869	15.255	31.709
4	1'39.952		20.788	32.061	15.168	31.935
5	1'46.248		22.892	33.415	17.464	32.477
6	1'39.503		20.778	31.816	15.045	31.864

15th **21** **Franco MORBIDELLI** YAMAHA ITA
Monster Energy Yamaha MotoGP
Runs=1 Total laps=6 Full laps=5 Valid laps=4

Run #	1	Front Tyre	missing data	Rear Tyre	missing data
		**	Laps at start	**	Laps at start

1	1'51.189		13.357	35.099	16.564	33.324
2	1'41.756	*	21.098	32.921	15.548	32.189
3	1'40.410		21.006	32.135	15.373	31.896
4	1'39.834		20.732	31.964	15.339	31.799
5	1'39.714		20.718	31.824	15.282	31.890
6	1'39.830		20.833	31.900	15.290	31.807

16th **36** **Joan MIR** HONDA SPA
Repsol Honda Team
Runs=1 Total laps=6 Full laps=5 Valid laps=4

Run #	1	Front Tyre	missing data	Rear Tyre	missing data
		**	Laps at start	**	Laps at start

1	2'29.187		13.157	34.140	15.938	37.312
2	1'45.893		24.413	32.781	15.509	33.190
3	1'40.471		20.995	32.060	15.353	32.063
4	1'39.737		20.836	31.810	15.168	31.923
5	1'40.436		20.760	31.762	15.170	32.744
6	1'47.677	*	20.965	34.970	15.702	36.040

17th **5** **Johann ZARCO** DUCATI FRA
Prima Pramac Racing
Runs=1 Total laps=6 Full laps=5 Valid laps=5

Run #	1	Front Tyre	missing data	Rear Tyre	missing data
		**	Laps at start	**	Laps at start

1	2'30.722		13.424	35.349	16.368	33.263
2	1'42.786		21.427	32.839	15.767	32.753
3	1'40.987		21.312	32.238	15.362	32.075
4	1'40.203		20.993	32.067	15.203	31.940
5	1'39.901		20.878	32.006	15.252	31.765
6	1'39.744		20.739	31.924	15.255	31.826

Fastest Lap: Alex MARQUEZ Gresini Racing MotoG SPA **1'38.719** 20.545 31.565 15.146 31.463

These data/results cannot be reproduced, stored and/or transmitted in whole or in part by any manner of electronic, mechanical, photocopying, recording, broadcasting or otherwise now known or herein after developed without the previous express consent by the copyright owner, except for reproduction in daily press and regular printed publications on sale to the public within 60 days of the event related to those data/results and always provided that copyright symbol appears together as follows below.
© DORNA, 2023



Lap	Lap Time	T1	T2	T3	T4	Speed	Lap	Lap Time	T1	T2	T3	T4	Speed
-----	----------	----	----	----	----	-------	-----	----------	----	----	----	----	-------

18th	12	Maverick VIÑALES	APRILIA	SPA			
Aprilia Racing							
		Runs=2	Total laps=6	Full laps=4	Valid laps=4		
Run #	1	Front Tyre	missing data	Rear Tyre	missing data		
		**	Laps at start	**	Laps at start		
1	2'09.116	P	13.198	34.660	16.738	50.115	
Run #	2	Front Tyre	missing data	Rear Tyre	missing data		
		**	Laps at start	**	Laps at start		
2	2'20.115		12.847	34.244	16.559	33.175	
3	1'41.385		21.289	32.395	15.558	32.143	335.4
4	1'39.994		20.646	32.017	15.457	31.874	341.7
5	1'40.618		21.323	32.039	15.341	31.915	336.4
6	1'39.806		20.827	31.934	15.225	31.820	336.4

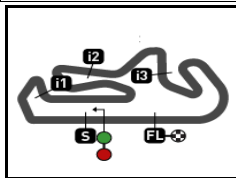
19th	49	Fabio DI GIANNANTONI	DUCATI	ITA			
Gresini Racing MotoGP							
		Runs=1	Total laps=6	Full laps=5	Valid laps=5		
Run #	1	Front Tyre	missing data	Rear Tyre	missing data		
		**	Laps at start	**	Laps at start		
1	2'00.393		12.833	34.511	16.203	33.112	
2	1'41.677		21.049	32.667	15.620	32.341	331.2
3	1'40.640		20.827	32.201	15.406	32.206	333.3
4	1'40.052		20.686	31.992	15.352	32.022	337.5
5	1'40.210		20.806	32.000	15.383	32.021	334.3
6	1'39.889		20.711	31.874	15.291	32.013	338.5

20th	37	Augusto FERNANDEZ	KTM	SPA			
GASGAS Factory Racing Tech3							
		Runs=2	Total laps=5	Full laps=3	Valid laps=3		
Run #	1	Front Tyre	missing data	Rear Tyre	missing data		
		**	Laps at start	**	Laps at start		
1	2'46.488	P	14.322	36.130	17.079	46.018	
Run #	2	Front Tyre	missing data	Rear Tyre	missing data		
		**	Laps at start	**	Laps at start		
2	2'33.025		13.440	34.296	16.137	32.758	
3	1'41.163		21.129	32.551	15.435	32.048	335.4
4	1'40.391		20.935	32.041	15.387	32.028	335.4
5	1'39.943		20.900	31.897	15.286	31.860	334.3

Fastest Lap: Alex MARQUEZ Gresini Racing MotoGP SPA **1'38.719** 20.545 31.565 15.146 31.463

These data/results cannot be reproduced, stored and/or transmitted in whole or in part by any manner of electronic, mechanical, photocopying, recording, broadcasting or otherwise now known or herein after developed without the previous express consent by the copyright owner, except for reproduction in daily press and regular printed publications on sale to the public within 60 days of the event related to those data/results and always provided that copyright symbol appears together as follows below.
© DORNA, 2023





4592 m.

GRANDE PRÉMIO TISSOT DE PORTUGAL

Warm Up

Best Partial Times

MotoGP™

IT Ideal Lap Time, sum of the best partial times

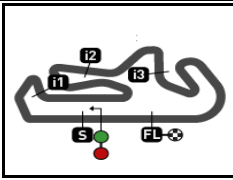
BT Best Lap Time

T1		T2		T3		T4				IT		BT
Pos	Rider	Time	Rider	Time	Rider	Time	Rider	Time	Pos	Rider	IT	BT
1	F.BAGNAIA	20.533	M.MARQUEZ	31.530	M.MARQUEZ	15.012	A.MARQUEZ	31.463	1	A.MARQUEZ	1'38.673	1'38.719 (1)
2	A.MARQUEZ	20.545	A.MARQUEZ	31.543	F.QUARTARARO	15.039	A.ESPARGARO	31.517	2	F.QUARTARAR	1'38.846	1'38.872 (2)
3	L.MARINI	20.553	M.OLIVEIRA	31.543	B.BINDER	15.043	J.MARTIN	31.545	3	M.MARQUEZ	1'38.850	1'38.874 (3)
4	M.MARQUEZ	20.589	F.QUARTARARO	31.633	J.MARTIN	15.044	F.QUARTARARO	31.574	4	J.MARTIN	1'38.911	1'38.934 (4)
5	M.BEZZECCHI	20.595	J.MILLER	31.638	R.FERNANDEZ	15.045	J.MILLER	31.628	5	M.OLIVEIRA	1'38.952	1'39.058 (6)
6	F.QUARTARARO	20.600	J.MARTIN	31.646	F.BAGNAIA	15.048	M.OLIVEIRA	31.635	6	J.MILLER	1'38.993	1'39.020 (5)
7	B.BINDER	20.616	M.BEZZECCHI	31.672	J.MILLER	15.053	A.RINS	31.642	7	F.BAGNAIA	1'39.071	1'39.071 (7)
8	M.OLIVEIRA	20.633	L.MARINI	31.709	L.MARINI	15.085	T.NAKAGAMI	31.694	8	M.BEZZECCHI	1'39.145	1'39.211 (9)
9	M.VIÑALES	20.646	B.BINDER	31.710	A.RINS	15.113	R.FERNANDEZ	31.709	9	B.BINDER	1'39.173	1'39.204 (8)
10	J.MILLER	20.674	J.MIR	31.762	T.NAKAGAMI	15.115	F.BAGNAIA	31.713	10	A.ESPARGAR	1'39.224	1'39.229 (10)
11	J.MARTIN	20.676	F.BAGNAIA	31.777	A.MARQUEZ	15.122	M.MARQUEZ	31.719	11	L.MARINI	1'39.235	1'39.451 (13)
12	DI GIANNANTO	20.686	T.NAKAGAMI	31.794	M.OLIVEIRA	15.141	M.BEZZECCHI	31.735	12	A.RINS	1'39.287	1'39.441 (12)
13	A.ESPARGARO	20.695	A.RINS	31.805	M.BEZZECCHI	15.143	J.ZARCO	31.765	13	T.NAKAGAMI	1'39.326	1'39.409 (11)
14	F.MORBIDELLI	20.718	R.FERNANDEZ	31.816	A.ESPARGARO	15.146	F.MORBIDELLI	31.799	14	R.FERNANDEZ	1'39.348	1'39.503 (14)
15	T.NAKAGAMI	20.723	F.MORBIDELLI	31.824	J.MIR	15.168	B.BINDER	31.804	15	J.MIR	1'39.613	1'39.737 (16)
16	A.RINS	20.727	A.ESPARGARO	31.866	J.ZARCO	15.203	M.VIÑALES	31.820	16	F.MORBIDELLI	1'39.623	1'39.714 (15)
17	J.ZARCO	20.739	F.DI GIANNANTO	31.874	M.VIÑALES	15.225	A.FERNANDEZ	31.860	17	M.VIÑALES	1'39.625	1'39.806 (18)
18	J.MIR	20.760	A.FERNANDEZ	31.897	F.MORBIDELLI	15.282	L.MARINI	31.888	18	J.ZARCO	1'39.631	1'39.744 (17)
19	R.FERNANDEZ	20.778	J.ZARCO	31.924	A.FERNANDEZ	15.286	J.MIR	31.923	19	F.DI GIANNAN	1'39.864	1'39.889 (19)
20	R.FERNANDEZ	20.900	M.VIÑALES	31.934	F.DI GIANNANTO	15.291	F.DI GIANNANTO	32.013	20	A.FERNANDEZ	1'39.943	1'39.943 (20)

These data/results cannot be reproduced, stored and/or transmitted in whole or in part by any manner of electronic, mechanical, photocopying, recording, broadcasting or otherwise now known or herein after developed without the previous express consent by the copyright owner, except for reproduction in daily press and regular printed publications on sale to the public within 60 days of the event related to those data/results and always provided that copyright symbol appears together as follows below.
© DORNA, 2023

Official MotoGP Timing by 
www.motogp.com






4592 m.

GRANDE PRÉMIO TISSOT DE PORTUGAL

Warm Up

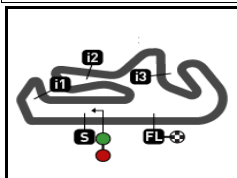
Fastest Laps Sequence

<i>Practice Time</i>	 <i>Rider</i>	<i>Nation</i>	<i>Motorcycle</i>	<i>Time</i>	<i>Km/h</i>	<i>Rider's Lap</i>
3'42.070	49 Fabio DI GIANNANTONI	ITA	DUCATI	1'41.677	162.5	2
5'13.355	21 Franco MORBIDELLI	ITA	YAMAHA	1'40.410	164.6	3
5'35.577	88 Miguel OLIVEIRA	POR	APRILIA	1'40.329	164.7	3
5'36.091	30 Takaaki NAKAGAMI	JPN	HONDA	1'39.957	165.3	3
5'36.877	25 Raul FERNANDEZ	SPA	APRILIA	1'39.735	165.7	3
5'51.933	73 Alex MARQUEZ	SPA	DUCATI	1'39.658	165.8	3
7'14.917	88 Miguel OLIVEIRA	POR	APRILIA	1'39.340	166.4	4
7'30.933	73 Alex MARQUEZ	SPA	DUCATI	1'39.000	166.9	4
7'31.454	93 Marc MARQUEZ	SPA	HONDA	1'38.874	167.1	4
9'09.652	73 Alex MARQUEZ	SPA	DUCATI	1'38.719	167.4	5

These data/results cannot be reproduced, stored and/or transmitted in whole or in part by any manner of electronic, mechanical, photocopying, recording, broadcasting or otherwise now known or herein after developed without the previous express consent by the copyright owner, except for reproduction in daily press and regular printed publications on sale to the public within 60 days of the event related to those data/results and always provided that copyright symbol appears together as follows below.

© DORNA, 2023





GRANDE PRÉMIO TISSOT DE PORTUGAL

Warm Up

Top Speed & Average

26

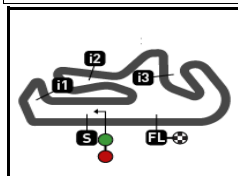


Rider	Nation	Motorcycle	Top 5 speeds					Average	Top
5 Johann ZARCO	FRA	DUCATI	350.6	345.0	342.8	340.6	340.6	343.9	350.6
43 Jack MILLER	AUS	KTM	348.3	347.2	343.9	343.9	343.9	345.4	348.3
73 Alex MARQUEZ	SPA	DUCATI	347.2	343.9	341.7	340.6	340.6	342.8	347.2
89 Jorge MARTIN	SPA	DUCATI	347.2	346.1	342.8	341.7	338.5	343.3	347.2
33 Brad BINDER	RSA	KTM	346.1	345.0	343.9	341.7	341.7	343.7	346.1
41 Aleix ESPARGARO	SPA	APRILIA	346.1	343.9	342.8	342.8	342.8	343.7	346.1
72 Marco BEZZECCHI	ITA	DUCATI	343.9	341.7	341.7	338.5		341.5	343.9
1 Francesco BAGNAIA	ITA	DUCATI	341.7	338.5	335.4			338.5	341.7
12 Maverick VIÑALES	SPA	APRILIA	341.7	336.4	336.4	335.4		337.5	341.7
25 Raul FERNANDEZ	SPA	APRILIA	341.7	339.6	339.6	339.6	338.5	339.8	341.7
10 Luca MARINI	ITA	DUCATI	340.6	338.5	337.5	337.5	337.5	338.3	340.6
42 Alex RINS	SPA	HONDA	340.6	339.6	339.6	336.4	328.2	336.9	340.6
30 Takaaki NAKAGAMI	JPN	HONDA	339.6	339.6	337.5	335.4	335.4	337.5	339.6
36 Joan MIR	SPA	HONDA	338.5	338.5	337.5	336.4	335.4	337.3	338.5
49 Fabio DI GIANNANTONIO	ITA	DUCATI	338.5	337.5	334.3	333.3	331.2	335.0	338.5
93 Marc MARQUEZ	SPA	HONDA	338.5	337.5	336.4	336.4	330.2	335.8	338.5
20 Fabio QUARTARARO	FRA	YAMAHA	337.5	336.4	335.4			336.4	337.5
88 Miguel OLIVEIRA	POR	APRILIA	337.5	337.5	337.5	337.5	331.2	336.2	337.5
21 Franco MORBIDELLI	ITA	YAMAHA	335.4	335.4	334.3	334.3	333.3	334.5	335.4
37 Augusto FERNANDEZ	SPA	KTM	335.4	335.4	334.3			335.0	335.4

These data/results cannot be reproduced, stored and/or transmitted in whole or in part by any manner of electronic, mechanical, photocopying, recording, broadcasting or otherwise now known or herein after developed without the previous express consent by the copyright owner, except for reproduction in daily press and regular printed publications on sale to the public within 60 days of the event related to those data/results and always provided that copyright symbol appears together as follows below.

© DORNA, 2023





4592 m.

GRANDE PRÉMIO TISSOT DE PORTUGAL

Warm Up

Chronological Analysis of Performances

27

* Lap / Sector time cancelled

T1 Time from finish line to 1st intermediate

T3 Time from 2nd intermed. to 3rd intermed.

P Crossing the finish line in pit lane

T2 Time from 1st intermed. to 2nd intermed.

T4 Time from 3rd intermediate to finish line

**Tyre data subject to further updates

Lap	Lap Time	T1	T2	T3	T4	Speed	Lap	Lap Time	T1	T2	T3	T4	Speed
1st	73	Alex MARQUEZ DUCATI SPA					5	1'39.715	21.106	31.646	15.082	31.881	347.2
		Gresini Racing MotoGP					6	1'38.934	20.697	31.648	15.044	31.545	342.8
		Runs=1	Total laps=6	Full laps=5	Valid laps=5								
Run #	1	Front Tyre	Slick-Soft	Rear Tyre	Slick-Medium								
		New Tyre		New Tyre									
1	2'30.114	13.231	34.958	16.480	36.570								
2	1'42.161	21.425	32.523	15.608	32.605	347.2							
3	1'39.658	20.750	31.939	15.354	31.615	340.6							
4	1'39.000	20.545	31.543	15.306	31.606	340.6							
5	1'38.719	20.545	31.565	15.146	31.463	341.7							
6	1'38.823	20.549	31.617	15.122	31.535	343.9							
2nd	20	Fabio QUARTARARO YAMAHA FRA											
		Monster Energy Yamaha MotoGP											
		Runs=2	Total laps=4	Full laps=3	Valid laps=4								
Run #	1	Front Tyre	Slick-Medium	Rear Tyre	Slick-Medium								
		7 Laps at start		New Tyre									
unfinished		12.970											
Run #	2	Front Tyre	Slick-Medium	Rear Tyre	Slick-Soft								
		12 Laps at start		4 Laps at start									
1	1'34.935	12.787	33.904	15.853	32.391								
2	1'39.914	20.873	32.103	15.183	31.755	335.4							
3	1'38.975	20.653	31.700	15.048	31.574	336.4							
4	1'38.872	20.600	31.633	15.039	31.600	337.5							
3rd	93	Marc MARQUEZ HONDA SPA											
		Repsol Honda Team											
		Runs=1	Total laps=6	Full laps=5	Valid laps=5								
Run #	1	Front Tyre	Slick-Soft	Rear Tyre	Slick-Medium								
		New Tyre		New Tyre									
1	2'28.661	13.721	34.381	15.791	34.105								
2	1'44.143	21.326	32.743	15.594	34.480	330.2							
3	1'39.776	20.714	31.753	15.301	32.008	337.5							
4	1'38.874	20.589	31.554	15.012	31.719	336.4							
5	1'38.993	20.687	31.530	15.053	31.723	338.5							
6	1'39.688	20.716	31.765	15.143	32.064	336.4							
4th	89	Jorge MARTIN DUCATI SPA											
		Prima Pramac Racing											
		Runs=1	Total laps=6	Full laps=5	Valid laps=5								
Run #	1	Front Tyre	Slick-Medium	Rear Tyre	Slick-Medium								
		8 Laps at start		New Tyre									
1	2'29.791	13.644	34.386	15.930	35.663								
2	1'42.347	21.466	32.597	15.568	32.716	346.1							
3	1'45.390	24.705	33.506	15.312	31.867	338.5							
4	1'39.302	20.676	31.853	15.078	31.695	341.7							
5th	43	Jack MILLER KTM AUS											
		Red Bull KTM Factory Racing											
		Runs=1	Total laps=6	Full laps=5	Valid laps=5								
Run #	1	Front Tyre	Slick-Soft	Rear Tyre	Slick-Medium								
		5 Laps at start		New Tyre									
1	2'30.308	13.318	34.351	15.821	32.656								
2	1'43.106	21.463	32.942	15.870	32.831	347.2							
3	1'39.886	21.133	31.882	15.159	31.712	348.3							
4	1'39.103	20.738	31.676	15.053	31.636	343.9							
5	1'39.020	20.674	31.638	15.080	31.628	343.9							
6	1'39.272	20.680	31.719	15.136	31.737	343.9							
6th	88	Miguel OLIVEIRA APRILIA POR											
		CryptoDATA RNF MotoGP Team											
		Runs=1	Total laps=6	Full laps=5	Valid laps=5								
Run #	1	Front Tyre	Slick-Medium	Rear Tyre	Slick-Medium								
		New Tyre		New Tyre									
1	2'11.152	13.359	35.717	16.705	32.935								
2	1'44.096	21.051	34.349	16.461	32.235	337.5							
3	1'40.329	21.037	31.946	15.438	31.908	331.2							
4	1'39.340	20.657	31.678	15.334	31.671	337.5							
5	1'39.110	20.776	31.558	15.141	31.635	337.5							
6	1'39.058	20.633	31.543	15.185	31.697	337.5							
7th	1	Francesco BAGNAIA DUCATI ITA											
		Ducati Lenovo Team											
		Runs=2	Total laps=5	Full laps=2	Valid laps=2								
Run #	1	Front Tyre	Slick-Medium	Rear Tyre	Slick-Medium								
		12 Laps at start		15 Laps at start									
1	3'06.784	13.482	35.498	16.561	33.039								
2	1'58.209 P	21.265	32.984	15.521	48.439	335.4							
Run #	2	Front Tyre	Slick-Soft	Rear Tyre	Slick-Medium								
		New Tyre		New Tyre									
3	2'21.458	13.297	37.791	15.807	32.184								
4	1'42.358	23.270	32.094	15.151	31.843	341.7							
5	1'39.071	20.533	31.777	15.048	31.713	338.5							
8th	33	Brad BINDER KTM RSA											
		Red Bull KTM Factory Racing											
		Runs=1	Total laps=6	Full laps=5	Valid laps=5								
Run #	1	Front Tyre	Slick-Medium	Rear Tyre	Slick-Medium								
		New Tyre		New Tyre									
1	2'11.768	13.127	35.578	16.781	33.271								
2	1'50.870	21.198	32.646	19.810	37.216	346.1							

Fastest Lap: Alex MARQUEZ Gresini Racing MotoG SPA **1'38.719** 20.545 31.565 15.146 31.463

These data/results cannot be reproduced, stored and/or transmitted in whole or in part by any manner of electronic, mechanical, photocopying, recording, broadcasting or otherwise now known or herein after developed without the previous express consent by the copyright owner, except for reproduction in daily press and regular printed publications on sale to the public within 60 days of the event related to those data/results and always provided that copyright symbol appears together as follows below.
© DORNA, 2023



Warm Up

MotoGP

Lap	Lap Time	T1	T2	T3	T4	Speed
3	1'40.230	20.921	32.136	15.261	31.912	341.7
4	1'39.622	20.616	31.876	15.270	31.860	341.7
5	1'39.581	20.783	31.746	15.191	31.861	343.9
6	1'39.204	20.647	31.710	15.043	31.804	345.0

9th 72 Marco BEZZECCHI DUCATI ITA
Mooney VR46 Racing Team
Runs=2 Total laps=6 Full laps=4 Valid laps=4

Run #	1	Front Tyre	Slick-Medium	Rear Tyre	Slick-Soft
		2 Laps at start		2 Laps at start	
1	2'09.907	P	13.652	35.647	16.531 49.809
Run #	2	Front Tyre	Slick-Soft	Rear Tyre	Slick-Medium
		New Tyre		New Tyre	
2	2'19.378	12.862	34.167	16.522	33.133
3	1'40.072	20.817	32.128	15.226	31.901 338.5
4	1'41.996	22.548	32.188	15.282	31.978 341.7
5	1'39.878	20.702	32.254	15.187	31.735 343.9
6	1'39.211	20.595	31.672	15.143	31.801 341.7

10th 41 Aleix ESPARGARO APRILIA SPA
Aprilia Racing
Runs=1 Total laps=6 Full laps=5 Valid laps=5

Run #	1	Front Tyre	Slick-Soft	Rear Tyre	Slick-Medium
		New Tyre		New Tyre	
1	2'29.631	13.355	34.719	16.193	34.002
2	1'43.673	21.503	32.561	15.623	33.986 342.8
3	1'43.412	22.880	33.072	15.462	31.998 346.1
4	1'39.606	20.814	31.881	15.186	31.725 343.9
5	1'39.476	20.695	31.866	15.242	31.673 342.8
6	1'39.229	20.696	31.870	15.146	31.517 342.8

11th 30 Takaaki NAKAGAMI HONDA JPN
LCR Honda IDEMITSU
Runs=1 Total laps=6 Full laps=5 Valid laps=5

Run #	1	Front Tyre	Slick-Soft	Rear Tyre	Slick-Soft
		11 Laps at start		4 Laps at start	
1	2'11.612	14.407	38.014	17.051	33.261
2	1'44.522	21.537	32.754	17.856	32.375 337.5
3	1'39.957	20.923	32.010	15.214	31.810 335.4
4	1'39.488	20.838	31.841	15.115	31.694 339.6
5	1'39.409	20.723	31.794	15.156	31.736 339.6
6	1'39.651	20.732	31.950	15.158	31.811 335.4

12th 42 Alex RINS HONDA SPA
LCR Honda CASTROL
Runs=1 Total laps=6 Full laps=5 Valid laps=5

Run #	1	Front Tyre	Slick-Medium	Rear Tyre	missing data
		7 Laps at start		Laps at start	
1	2'09.961	13.796	35.542	16.571	33.321
2	1'45.578	24.085	33.184	16.070	32.239 328.2
3	1'40.337	21.187	32.140	15.248	31.762 336.4
4	1'39.441	20.881	31.805	15.113	31.642 339.6
5	1'40.398	20.738	31.852	15.182	32.626 339.6
6	1'39.536	20.727	31.881	15.177	31.751 340.6

13th 10 Luca MARINI DUCATI ITA
Mooney VR46 Racing Team
Runs=1 Total laps=6 Full laps=5 Valid laps=5

Lap	Lap Time	T1	T2	T3	T4	Speed
Run # 1	Front Tyre	Slick-Soft	Rear Tyre	Slick-Medium		
		New Tyre		New Tyre		
1	2'18.876	12.689	35.230	16.403	33.312	
2	1'42.921	21.034	32.637	15.607	33.643	337.5
3	1'40.362	21.013	32.054	15.179	32.116	337.5
4	1'39.988	20.629	32.134	15.265	31.960	338.5
5	1'39.451	20.553	31.709	15.194	31.995	340.6
6	1'39.476	20.593	31.910	15.085	31.888	337.5

14th 25 Raul FERNANDEZ APRILIA SPA
CryptoDATA RNF MotoGP Team
Runs=1 Total laps=6 Full laps=5 Valid laps=5

Run #	1	Front Tyre	Slick-Soft	Rear Tyre	Slick-Soft
		5 Laps at start		6 Laps at start	
1	2'12.761	13.207	34.876	16.693	33.166
2	1'44.381	23.469	32.770	15.667	32.475 339.6
3	1'39.735	20.902	31.869	15.255	31.709 339.6
4	1'39.952	20.788	32.061	15.168	31.935 341.7
5	1'46.248	22.892	33.415	17.464	32.477 338.5
6	1'39.503	20.778	31.816	15.045	31.864 339.6

15th 21 Franco MORBIDELLI YAMAHA ITA
Monster Energy Yamaha MotoGP
Runs=1 Total laps=6 Full laps=5 Valid laps=4

Run #	1	Front Tyre	Slick-Medium	Rear Tyre	Slick-Medium
		7 Laps at start		New Tyre	
1	1'51.189	13.357	35.099	16.564	33.324
2	1'41.756 *	21.098	32.921 *	15.548	32.189 333.3
3	1'40.410	21.006	32.135	15.373	31.896 334.3
4	1'39.834	20.732	31.964	15.339	31.799 334.3
5	1'39.714	20.718	31.824	15.282	31.890 335.4
6	1'39.830	20.833	31.900	15.290	31.807 335.4

16th 36 Joan MIR HONDA SPA
Repsol Honda Team
Runs=1 Total laps=6 Full laps=5 Valid laps=4

Run #	1	Front Tyre	Slick-Soft	Rear Tyre	Slick-Medium
		New Tyre		New Tyre	
1	2'29.187	13.157	34.140	15.938	37.312
2	1'45.893	24.413	32.781	15.509	33.190 335.4
3	1'40.471	20.995	32.060	15.353	32.063 337.5
4	1'39.737	20.836	31.810	15.168	31.923 338.5
5	1'40.436	20.760	31.762	15.170	32.744 338.5
6	1'47.677 *	20.965	34.970	15.702	36.040* 336.4

17th 5 Johann ZARCO DUCATI FRA
Prima Pramac Racing
Runs=1 Total laps=6 Full laps=5 Valid laps=5

Run #	1	Front Tyre	Slick-Soft	Rear Tyre	Slick-Medium
		6 Laps at start		11 Laps at start	
1	2'30.722	13.424	35.349	16.368	33.263
2	1'42.786	21.427	32.839	15.767	32.753 345.0
3	1'40.987	21.312	32.238	15.362	32.075 350.6
4	1'40.203	20.993	32.067	15.203	31.940 340.6
5	1'39.901	20.878	32.006	15.252	31.765 342.8
6	1'39.744	20.739	31.924	15.255	31.826 340.6

Fastest Lap: Alex MARQUEZ Gresini Racing MotoG SPA **1'38.719** 20.545 31.565 15.146 31.463

These data/results cannot be reproduced, stored and/or transmitted in whole or in part by any manner of electronic, mechanical, photocopying, recording, broadcasting or otherwise now known or herein after developed without the previous express consent by the copyright owner, except for reproduction in daily press and regular printed publications on sale to the public within 60 days of the event related to those data/results and always provided that copyright symbol appears together as follows below.
© DORNA, 2023



Lap	Lap Time	T1	T2	T3	T4	Speed	Lap	Lap Time	T1	T2	T3	T4	Speed
-----	----------	----	----	----	----	-------	-----	----------	----	----	----	----	-------

18th 12		Maverick VIÑALES		APRILIA		SPA	
		Aprilia Racing					
		Runs=2 Total laps=6 Full laps=4 Valid laps=4					
Run #	1	Front Tyre	Slick-Soft	Rear Tyre	Slick-Soft		
		12 Laps at start		9 Laps at start			
1	2'09.116	P	13.198	34.660	16.738	50.115	
Run #	2	Front Tyre	Slick-Soft	Rear Tyre	Slick-Medium		
		New Tyre		New Tyre			
2	2'20.115		12.847	34.244	16.559	33.175	
3	1'41.385		21.289	32.395	15.558	32.143	335.4
4	1'39.994		20.646	32.017	15.457	31.874	341.7
5	1'40.618		21.323	32.039	15.341	31.915	336.4
6	1'39.806		20.827	31.934	15.225	31.820	336.4

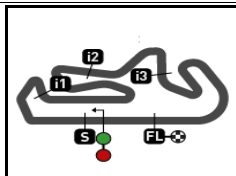
19th 49		Fabio DI GIANNANTONI		DUCATI		ITA	
		Gresini Racing MotoGP					
		Runs=1 Total laps=6 Full laps=5 Valid laps=5					
Run #	1	Front Tyre	Slick-Soft	Rear Tyre	Slick-Medium		
		3 Laps at start		6 Laps at start			
1	2'00.393		12.833	34.511	16.203	33.112	
2	1'41.677		21.049	32.667	15.620	32.341	331.2
3	1'40.640		20.827	32.201	15.406	32.206	333.3
4	1'40.052		20.686	31.992	15.352	32.022	337.5
5	1'40.210		20.806	32.000	15.383	32.021	334.3
6	1'39.889		20.711	31.874	15.291	32.013	338.5

20th 37		Augusto FERNANDEZ		KTM		SPA	
		GASGAS Factory Racing Tech3					
		Runs=2 Total laps=5 Full laps=3 Valid laps=3					
Run #	1	Front Tyre	Slick-Soft	Rear Tyre	Slick-Medium		
		New Tyre		New Tyre			
1	2'46.488	P	14.322	36.130	17.079	46.018	
Run #	2	Front Tyre	Slick-Soft	Rear Tyre	Slick-Medium		
		1 Laps at start		1 Laps at start			
2	2'33.025		13.440	34.296	16.137	32.758	
3	1'41.163		21.129	32.551	15.435	32.048	335.4
4	1'40.391		20.935	32.041	15.387	32.028	335.4
5	1'39.943		20.900	31.897	15.286	31.860	334.3

Fastest Lap: Alex MARQUEZ Gresini Racing MotoG SPA **1'38.719** 20.545 31.565 15.146 31.463

These data/results cannot be reproduced, stored and/or transmitted in whole or in part by any manner of electronic, mechanical, photocopying, recording, broadcasting or otherwise now known or herein after developed without the previous express consent by the copyright owner, except for reproduction in daily press and regular printed publications on sale to the public within 60 days of the event related to those data/results and always provided that copyright symbol appears together as follows below.
© DORNA, 2023





GRANDE PRÉMIO TISSOT DE PORTUGAL
Official Starting Grid

4592 m.

Race : 25 laps = 114.8 km

28



1	1 1'37.226 93 Marc MARQUEZ Honda	2	2 1'37.290 1 Francesco BAGNAIA Ducati	3	3 1'37.454 89 Jorge MARTIN Ducati
2	4 1'37.521 88 Miguel OLIVEIRA Aprilia	3	5 1'37.549 43 Jack MILLER KTM	4	6 1'37.598 12 Maverick VIÑALES Aprilia
3	7 1'37.616 72 Marco BEZZECCHI Ducati	4	8 1'37.622 10 Luca MARINI Ducati	5	9 1'37.880 5 Johann ZARCO Ducati
4	10 1'37.920 20 Fabio QUARTARARO Yamaha	5	11 1'38.136 41 Aleix ESPARGARO Aprilia	6	12 1'37.970 73 Alex MARQUEZ Ducati
5	13 1'38.064 36 Joan MIR Honda	6	14 1'38.105 33 Brad BINDER KTM	7	15 1'38.133 42 Alex RINS Honda
6	16 1'38.335 21 Franco MORBIDELLI Yamaha	7	17 1'38.439 30 Takaaki NAKAGAMI Honda	8	18 1'38.464 37 Augusto FERNANDEZ KTM
7	19 1'38.492 25 Raul FERNANDEZ Aprilia	8	20 1'38.778 49 Fabio DI GIANNANTONIO Ducati		

FIM MotoGP Stewards long lap penalty for rider #36

The results are provisional until the end of the limit for protest and appeals and until the ratification of the Event Management Committee.

Time limit for protest expires 60' at the latest after publication of the results - Time:

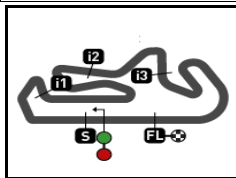
These data/results cannot be reproduced, stored and/or transmitted in whole or in part by any manner of electronic, mechanical, photocopying, recording, broadcasting or otherwise now known or herein after developed without the previous express consent of the copyright owner, except for reproduction in daily press and regular printed publications on sale to the public within 60 days of the event related to those data/results and always provided that copyright symbol appears together as follows below.

© DORNA, 2023

Official MotoGP Timing by **TISSOT**
 www.motogp.com

Portimao, Sunday, March 26, 2023





4592 m.

GRANDE PRÉMIO TISSOT DE PORTUGAL

Warm Up

Best Partial Times

MotoGP™

IT Ideal Lap Time, sum of the best partial times

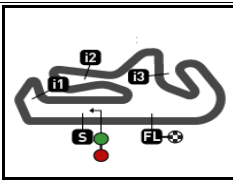
BT Best Lap Time

T1		T2		T3		T4				IT		BT
Pos	Rider	Time	Rider	Time	Rider	Time	Rider	Time	Pos	Rider	IT	BT
1	F.BAGNAIA	20.533	M.MARQUEZ	31.530	M.MARQUEZ	15.012	A.MARQUEZ	31.463	1	A.MARQUEZ	1'38.673	1'38.719 (1)
2	A.MARQUEZ	20.545	A.MARQUEZ	31.543	F.QUARTARARO	15.039	A.ESPARGARO	31.517	2	F.QUARTARAR	1'38.846	1'38.872 (2)
3	L.MARINI	20.553	M.OLIVEIRA	31.543	B.BINDER	15.043	J.MARTIN	31.545	3	M.MARQUEZ	1'38.850	1'38.874 (3)
4	M.MARQUEZ	20.589	F.QUARTARARO	31.633	J.MARTIN	15.044	F.QUARTARARO	31.574	4	J.MARTIN	1'38.911	1'38.934 (4)
5	M.BEZZECCHI	20.595	J.MILLER	31.638	R.FERNANDEZ	15.045	J.MILLER	31.628	5	M.OLIVEIRA	1'38.952	1'39.058 (6)
6	F.QUARTARARO	20.600	J.MARTIN	31.646	F.BAGNAIA	15.048	M.OLIVEIRA	31.635	6	J.MILLER	1'38.993	1'39.020 (5)
7	B.BINDER	20.616	M.BEZZECCHI	31.672	J.MILLER	15.053	A.RINS	31.642	7	F.BAGNAIA	1'39.071	1'39.071 (7)
8	M.OLIVEIRA	20.633	L.MARINI	31.709	L.MARINI	15.085	T.NAKAGAMI	31.694	8	M.BEZZECCHI	1'39.145	1'39.211 (9)
9	M.VIÑALES	20.646	B.BINDER	31.710	A.RINS	15.113	R.FERNANDEZ	31.709	9	B.BINDER	1'39.173	1'39.204 (8)
10	J.MILLER	20.674	J.MIR	31.762	T.NAKAGAMI	15.115	F.BAGNAIA	31.713	10	A.ESPARGAR	1'39.224	1'39.229 (10)
11	J.MARTIN	20.676	F.BAGNAIA	31.777	A.MARQUEZ	15.122	M.MARQUEZ	31.719	11	L.MARINI	1'39.235	1'39.451 (13)
12	F.DI GIANNANTO	20.686	T.NAKAGAMI	31.794	M.OLIVEIRA	15.141	M.BEZZECCHI	31.735	12	A.RINS	1'39.287	1'39.441 (12)
13	A.ESPARGARO	20.695	A.RINS	31.805	M.BEZZECCHI	15.143	J.ZARCO	31.765	13	T.NAKAGAMI	1'39.326	1'39.409 (11)
14	F.MORBIDELLI	20.718	R.FERNANDEZ	31.816	A.ESPARGARO	15.146	F.MORBIDELLI	31.799	14	R.FERNANDEZ	1'39.348	1'39.503 (14)
15	T.NAKAGAMI	20.723	F.MORBIDELLI	31.824	J.MIR	15.168	B.BINDER	31.804	15	J.MIR	1'39.613	1'39.737 (16)
16	A.RINS	20.727	A.ESPARGARO	31.866	J.ZARCO	15.203	M.VIÑALES	31.820	16	F.MORBIDELLI	1'39.623	1'39.714 (15)
17	J.ZARCO	20.739	F.DI GIANNANTO	31.874	M.VIÑALES	15.225	A.FERNANDEZ	31.860	17	M.VIÑALES	1'39.625	1'39.806 (18)
18	J.MIR	20.760	A.FERNANDEZ	31.897	F.MORBIDELLI	15.282	L.MARINI	31.888	18	J.ZARCO	1'39.631	1'39.744 (17)
19	R.FERNANDEZ	20.778	J.ZARCO	31.924	A.FERNANDEZ	15.286	J.MIR	31.923	19	F.DI GIANNAN	1'39.864	1'39.889 (19)
20	R.FERNANDEZ	20.900	M.VIÑALES	31.934	F.DI GIANNANTO	15.291	F.DI GIANNANTO	32.013	20	A.FERNANDEZ	1'39.943	1'39.943 (20)

These data/results cannot be reproduced, stored and/or transmitted in whole or in part by any manner of electronic, mechanical, photocopying, recording, broadcasting or otherwise now known or herein after developed without the previous express consent by the copyright owner, except for reproduction in daily press and regular printed publications on sale to the public within 60 days of the event related to those data/results and always provided that copyright symbol appears together as follows below.
© DORNA, 2023

Official MotoGP Timing by **TISSOT**
www.motogp.com






4592 m.

GRANDE PRÉMIO TISSOT DE PORTUGAL

Warm Up

Fastest Laps Sequence

<i>Practice Time</i>	 <i>Rider</i>	<i>Nation</i>	<i>Motorcycle</i>	<i>Time</i>	<i>Km/h</i>	<i>Rider's Lap</i>
3'42.070	49 Fabio DI GIANNANTONI	ITA	DUCATI	1'41.677	162.5	2
5'13.355	21 Franco MORBIDELLI	ITA	YAMAHA	1'40.410	164.6	3
5'35.577	88 Miguel OLIVEIRA	POR	APRILIA	1'40.329	164.7	3
5'36.091	30 Takaaki NAKAGAMI	JPN	HONDA	1'39.957	165.3	3
5'36.877	25 Raul FERNANDEZ	SPA	APRILIA	1'39.735	165.7	3
5'51.933	73 Alex MARQUEZ	SPA	DUCATI	1'39.658	165.8	3
7'14.917	88 Miguel OLIVEIRA	POR	APRILIA	1'39.340	166.4	4
7'30.933	73 Alex MARQUEZ	SPA	DUCATI	1'39.000	166.9	4
7'31.454	93 Marc MARQUEZ	SPA	HONDA	1'38.874	167.1	4
9'09.652	73 Alex MARQUEZ	SPA	DUCATI	1'38.719	167.4	5

These data/results cannot be reproduced, stored and/or transmitted in whole or in part by any manner of electronic, mechanical, photocopying, recording, broadcasting or otherwise now known or herein after developed without the previous express consent by the copyright owner, except for reproduction in daily press and regular printed publications on sale to the public within 60 days of the event related to those data/results and always provided that copyright symbol appears together as follows below.

© DORNA, 2023

Official MotoGP Timing by **TISSOT**
www.motogp.com



Portimao, Sunday, March 26, 2023