


4806 m.

GRAN PREMIO MICHELIN® DE LA REPÚBLICA ARGENTINA

Practice Nr. 2

Classification

6

	Rider	Nation	Team	Motorcycle	Time	Lap	Total	Gap	Top Speed
1	71 Ayumu SASAKI	JPN	Liqui Moly Husqvarna Intact GP	HUSQVARNA	<b>1'48.597</b>	12	15		<b>236.9</b>
2	10 Diogo MOREIRA	BRA	MT Helmets - MSI	KTM	<b>1'48.783</b>	11	13	0.186 0.186	<b>235.5</b>
3	5 Jaume MASIA	SPA	Leopard Racing	HONDA	<b>1'48.840</b>	10	14	0.243 0.057	<b>232.5</b>
4	24 Tatsuki SUZUKI	JPN	Leopard Racing	HONDA	<b>1'49.190</b>	11	16	0.593 0.350	<b>235.5</b>
5	82 Stefano NEPA	ITA	Angeluss MTA Team	KTM	<b>1'49.380</b>	14	14	0.783 0.190	<b>235.5</b>
6	18 Matteo BERTELLE	ITA	Rivacold Snipers Team	HONDA	<b>1'49.429</b>	12	14	0.832 0.049	<b>235.1</b>
7	27 Kaito TOBA	JPN	SIC58 Squadra Corse	HONDA	<b>1'49.482</b>	11	13	0.885 0.053	<b>235.5</b>
8	80 David ALONSO	COL	Autosolar GASGAS Aspar M3	GASGAS	<b>1'49.521</b>	12	16	0.924 0.039	<b>238.7</b>
9	19 Scott OGDEN	GBR	VisionTrack Racing Team	HONDA	<b>1'49.557</b>	11	14	0.960 0.036	<b>236.4</b>
10	96 Daniel HOLGADO	SPA	Red Bull KTM Tech3	KTM	<b>1'49.560</b>	10	16	0.963 0.003	<b>231.6</b>
11	95 Collin VEIJER	NED	Liqui Moly Husqvarna Intact GP	HUSQVARNA	<b>1'49.562</b>	14	15	0.965 0.002	<b>233.8</b>
12	44 David MUÑOZ	SPA	BOE Motorsports	KTM	<b>1'49.674</b>	14	14	1.077 0.112	<b>236.0</b>
13	16 Andrea MIGNO	ITA	CIP Green Power	KTM	<b>1'49.738</b>	12	15	1.141 0.064	<b>231.2</b>
14	43 Xavier ARTIGAS	SPA	CFMOTO Racing PruestelGP	CFMOTO	<b>1'49.763</b>	16	16	1.166 0.025	<b>234.2</b>
15	53 Deniz ÖNCÜ	TUR	Red Bull KTM Ajo	KTM	<b>1'49.822</b>	12	15	1.225 0.059	<b>234.2</b>
16	54 Riccardo ROSSI	ITA	SIC58 Squadra Corse	HONDA	<b>1'49.881</b>	12	12	1.284 0.059	<b>236.0</b>
17	99 José Antonio RUEDA	SPA	Red Bull KTM Ajo	KTM	<b>1'50.114</b>	7	15	1.517 0.233	<b>234.2</b>
18	55 Romano FENATI	ITA	Rivacold Snipers Team	HONDA	<b>1'50.127</b>	10	11	1.530 0.013	<b>229.1</b>
19	48 Ivan ORTOLÁ	SPA	Angeluss MTA Team	KTM	<b>1'50.305</b>	11	16	1.708 0.178	<b>227.8</b>
20	63 Syarifuddin AZMAN	MAL	MT Helmets - MSI	KTM	<b>1'50.472</b>	10	15	1.875 0.167	<b>230.8</b>
21	7 Filippo FARIOLI	ITA	Red Bull KTM Tech3	KTM	<b>1'50.672</b>	11	15	2.075 0.200	<b>226.6</b>
22	72 Taiyo FURUSATO	JPN	Honda Team Asia	HONDA	<b>1'50.866</b>	11	15	2.269 0.194	<b>231.6</b>
23	92 David ALMANSA	SPA	CFMOTO Racing PruestelGP	CFMOTO	<b>1'50.959</b>	5	6	2.362 0.093	<b>234.2</b>
24	38 David SALVADOR	SPA	CIP Green Power	KTM	<b>1'51.096</b>	4	11	2.499 0.137	<b>234.7</b>
25	64 Mario AJI	INA	Honda Team Asia	HONDA	<b>1'51.237</b>	6	15	2.640 0.141	<b>232.9</b>
26	22 Ana CARRASCO	SPA	BOE Motorsports	KTM	<b>1'51.363</b>	12	15	2.766 0.126	<b>234.2</b>
27	6 Ryusei YAMANAKA	JPN	Autosolar GASGAS Aspar M3	GASGAS	<b>1'51.413</b>	12	14	2.816 0.050	<b>230.8</b>
28	70 Joshua WHATLEY	GBR	VisionTrack Racing Team	HONDA	<b>1'51.507</b>	9	12	2.910 0.094	<b>232.9</b>

Practice condition: Dry

Air: 25°

Humidity: 66%

Ground: 33°

<b>Fastest Lap:</b>	Lap: 12	<b>Ayumu SASAKI</b>	<b>1'48.597</b>	159.3 Km/h
<b>Best Race Lap:</b>	2022	<b>Andrea MIGNO</b>	<b>1'48.834</b>	158.9 Km/h
<b>All Time Lap Record:</b>	2022	<b>Sergio GARCIA</b>	<b>1'48.429</b>	159.5 Km/h

The results are provisional until the end of the limit for protest and appeals.

Time limit for protest expires 30' after publication of the results - ..... Time: .....

These data/results cannot be reproduced, stored and/or transmitted in whole or in part by any manner of electronic, mechanical, photocopying, recording, broadcasting or otherwise now known or herein after developed without the previous express consent by the copyright owner, except for reproduction in daily press and regular printed publications on sale to the public within 60 days of the event related to those data/results and always provided that copyright symbol appears together as follows below.

© DORNA, 2023

Official MotoGP Timing by TISSOT  
www.motogp.com



Termas de Río Hondo, Friday, March 31, 2023

GRAN PREMIO MICHELIN® DE LA REPÚBLICA ARGENTINA

Practice Nr. 2

Combined Practice Times

7



Rider	Nation	Team	MOTORCYCLE	P1	P2	Gap
1 71 <b>A.SASAKI</b>	JPN	Liqui Moly Husqvarna Intact GP	HUSQVARNA	1'49.804 10	<b>1'48.597</b> 12	
2 10 <b>D.MOREIRA</b>	BRA	MT Helmets - MSI	KTM	1'51.107 5	<b>1'48.783</b> 11	0.186 0.186
3 5 <b>J.MASIA</b>	SPA	Leopard Racing	HONDA	1'49.813 10	<b>1'48.840</b> 10	0.243 0.057
4 24 <b>T.SUZUKI</b>	JPN	Leopard Racing	HONDA	1'50.146 10	<b>1'49.190</b> 11	0.593 0.350
5 82 <b>S.NEPA</b>	ITA	Angeluss MTA Team	KTM	1'51.148 8	<b>1'49.380</b> 14	0.783 0.190
6 18 <b>M.BERTELLE</b>	ITA	Rivacold Snipers Team	HONDA	1'50.936 12	<b>1'49.429</b> 12	0.832 0.049
7 27 <b>K.TOBA</b>	JPN	SIC58 Squadra Corse	HONDA	1'50.924 5	<b>1'49.482</b> 11	0.885 0.053
8 80 <b>D.ALONSO</b>	COL	Autosolar GASGAS Aspar M3	GASGAS	1'51.395 6	<b>1'49.521</b> 12	0.924 0.039
9 19 <b>S.OGDEN</b>	GBR	VisionTrack Racing Team	HONDA	1'51.082 12	<b>1'49.557</b> 11	0.960 0.036
10 96 <b>D.HOLGADO</b>	SPA	Red Bull KTM Tech3	KTM	1'50.180 6	<b>1'49.560</b> 10	0.963 0.003
11 95 <b>C.VEIJER</b>	NED	Liqui Moly Husqvarna Intact GP	HUSQVARNA	1'52.553 13	<b>1'49.562</b> 14	0.965 0.002
12 44 <b>D.MUÑOZ</b>	SPA	BOE Motorsports	KTM	1'51.505 12	<b>1'49.674</b> 14	1.077 0.112
13 16 <b>A.MIGNO</b>	ITA	CIP Green Power	KTM	1'51.375 6	<b>1'49.738</b> 12	1.141 0.064
14 43 <b>X.ARTIGAS</b>	SPA	CFMOTO Racing PruestelGP	CFMOTO	1'50.886 8	<b>1'49.763</b> 16	1.166 0.025
15 53 <b>D.ÖNCÜ</b>	TUR	Red Bull KTM Ajo	KTM	1'51.069 13	<b>1'49.822</b> 12	1.225 0.059
16 54 <b>R.ROSSI</b>	ITA	SIC58 Squadra Corse	HONDA	1'52.175 6	<b>1'49.881</b> 12	1.284 0.059
17 99 <b>J.RUEDA</b>	SPA	Red Bull KTM Ajo	KTM	1'51.792 7	<b>1'50.114</b> 7	1.517 0.233
18 55 <b>R.FENATI</b>	ITA	Rivacold Snipers Team	HONDA	1'50.673 10	<b>1'50.127</b> 10	1.530 0.013
19 48 <b>I.ORTOLÁ</b>	SPA	Angeluss MTA Team	KTM	1'51.349 11	<b>1'50.305</b> 11	1.708 0.178
20 63 <b>S.AZMAN</b>	MAL	MT Helmets - MSI	KTM	1'52.604 5	<b>1'50.472</b> 10	1.875 0.167
21 7 <b>F.FARIOLI</b>	ITA	Red Bull KTM Tech3	KTM	1'52.634 6	<b>1'50.672</b> 11	2.075 0.200
22 72 <b>T.FURUSATO</b>	JPN	Honda Team Asia	HONDA	1'52.187 12	<b>1'50.866</b> 11	2.269 0.194
23 92 <b>D.ALMANSA</b>	SPA	CFMOTO Racing PruestelGP	CFMOTO	1'51.104 7	<b>1'50.959</b> 5	2.362 0.093
24 38 <b>D.SALVADOR</b>	SPA	CIP Green Power	KTM	1'51.879 12	<b>1'51.096</b> 4	2.499 0.137
25 64 <b>M.AJI</b>	INA	Honda Team Asia	HONDA	1'52.354 6	<b>1'51.237</b> 6	2.640 0.141
26 22 <b>A.CARRASCO</b>	SPA	BOE Motorsports	KTM	1'53.249 6	<b>1'51.363</b> 12	2.766 0.126
27 6 <b>R.YAMANAKA</b>	JPN	Autosolar GASGAS Aspar M3	GASGAS	<b>1'51.409</b> 7	1'51.413 12	2.812 0.046
28 70 <b>J.WHATLEY</b>	GBR	VisionTrack Racing Team	HONDA	1'51.792 11	<b>1'51.507</b> 9	2.910 0.098

<b>Pole Position Record:</b>	2022	<b>Sergio GARCIA</b>	<b>1'48.429</b>	159.5 Km/h
<b>Best Race Lap:</b>	2022	<b>Andrea MIGNO</b>	<b>1'48.834</b>	158.9 Km/h
<b>All Time Lap Record:</b>	2022	<b>Sergio GARCIA</b>	<b>1'48.429</b>	159.5 Km/h

The results are provisional until the end of the limit for protest and appeals.

Time limit for protest expires 60' after publication of the results - ..... Time: .....

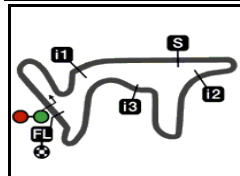
These data/results cannot be reproduced, stored and/or transmitted in whole or in part by any manner of electronic, mechanical, photocopying, recording, broadcasting or otherwise now known or herein after developed without the previous express consent by the copyright owner, except for reproduction in daily press and regular printed publications on sale to the public within 60 days of the event related to those data/results and always provided that copyright symbol appears together as follows below.

© DORNA, 2023

Official MotoGP Timing by   
www.motogp.com

Termas de Río Hondo, Friday, March 31, 2023





4806 m.

**GRAN PREMIO MICHELIN® DE LA REPÚBLICA ARGENTINA**

**Practice Nr. 2**

**Top Speed & Average**

**8**



Rider	Nation	Motorcycle	Top 5 speeds					Average	Top
80 David ALONSO	COL	GASGAS	238.7	233.3	232.0	230.3	229.9	232.4	238.7
71 Ayumu SASAKI	JPN	HUSQVARNA	236.9	233.3	232.9	231.6	231.2	232.6	236.9
19 Scott OGDEN	GBR	HONDA	236.4	234.2	230.3	228.7	228.2	231.0	236.4
44 David MUÑOZ	SPA	KTM	236.0	232.0	232.0	232.0	231.6	232.5	236.0
54 Riccardo ROSSI	ITA	HONDA	236.0	232.0	228.2	228.2	227.8	230.4	236.0
10 Diogo MOREIRA	BRA	KTM	235.5	234.2	232.9	232.5	232.0	233.4	235.5
24 Tatsuki SUZUKI	JPN	HONDA	235.5	232.9	232.0	231.2	228.7	231.5	235.5
27 Kaito TOBA	JPN	HONDA	235.5	232.9	230.8	229.1	229.1	231.5	235.5
82 Stefano NEPA	ITA	KTM	235.5	233.8	233.8	233.3	231.6	233.6	235.5
18 Matteo BERTELLE	ITA	HONDA	235.1	234.7	231.2	230.3	228.2	231.9	235.1
38 David SALVADOR	SPA	KTM	234.7	231.2	231.2	227.8	226.6	230.3	234.7
22 Ana CARRASCO	SPA	KTM	234.2	230.8	230.8	229.5	229.5	231.0	234.2
43 Xavier ARTIGAS	SPA	CFMOTO	234.2	232.9	232.5	229.9	228.2	231.5	234.2
53 Deniz ÖNCÜ	TUR	KTM	234.2	233.8	233.3	233.3	232.9	233.4	234.2
92 David ALMANSA	SPA	CFMOTO	234.2	232.9	232.9	229.9	227.0	231.4	234.2
99 José Antonio RUEDA	SPA	KTM	234.2	233.3	232.5	232.0	231.6	232.7	234.2
95 Collin VEIJER	NED	HUSQVARNA	233.8	233.3	232.9	232.5	229.1	231.8	233.8
64 Mario AJI	INA	HONDA	232.9	228.7	228.7	227.4	225.0	228.5	232.9
70 Joshua WHATLEY	GBR	HONDA	232.9	227.8	226.6	226.2	224.1	227.0	232.9
5 Jaume MASIA	SPA	HONDA	232.5	230.3	228.2	227.8	227.4	229.2	232.5
72 Taiyo FURUSATO	JPN	HONDA	231.6	229.1	227.4	227.4	227.0	228.3	231.6
96 Daniel HOLGADO	SPA	KTM	231.6	231.2	230.3	230.3	229.9	230.7	231.6
16 Andrea MIGNO	ITA	KTM	231.2	231.2	230.8	230.8	230.3	230.9	231.2
6 Ryusei YAMANAKA	JPN	GASGAS	230.8	227.0	227.0	226.6	226.6	227.6	230.8
63 Syarifuddin AZMAN	MAL	KTM	230.8	226.2	226.2	225.8	225.8	227.0	230.8
55 Romano FENATI	ITA	HONDA	229.1	227.4	226.2	225.4	224.1	226.4	229.1
48 Ivan ORTOLÁ	SPA	KTM	227.8	227.0	226.6	226.6	226.6	226.9	227.8
7 Filippo FARIOLI	ITA	KTM	226.6	225.4	225.0	225.0	225.0	225.4	226.6

These data/results cannot be reproduced, stored and/or transmitted in whole or in part by any manner of electronic, mechanical, photocopying, recording, broadcasting or otherwise now known or herein after developed without the previous express consent by the copyright owner, except for reproduction in daily press and regular printed publications on sale to the public within 60 days of the event related to those data/results and always provided that copyright symbol appears together as follows below.

© DORNA, 2023

Official MotoGP Timing by TISSOT  
www.motogp.com



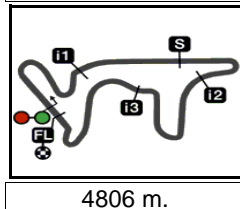
Termas de Río Hondo, Friday, March 31, 2023

GRAN PREMIO MICHELIN® DE LA REPÚBLICA ARGENTINA

Practice Nr. 2

Chronological Analysis of Performances

9



4806 m.

\* Lap / Sector time cancelled

T1 Time from finish line to 1st intermediate

T3 Time from 2nd intermed. to 3rd intermed.

P Crossing the finish line in pit lane

T2 Time from 1st intermed. to 2nd intermed.

T4 Time from 3rd intermediate to finish line

Lap	Lap Time	T1	T2	T3	T4	Speed	Lap	Lap Time	T1	T2	T3	T4	Speed
<b>1st 71 Ayumu SASAKI</b> Liqui Moly Husqvarna JPN Runs=2 Total laps=15 Full laps=12 Valid laps=12							11	1'50.705 P	29.272	27.930	26.835	26.668	225.0
1	3'28.886	29.270	28.978	27.825	26.372	226.2	12	4'13.793	31.108	28.326	28.737	26.958	224.1
2	<b>1'51.176</b>	29.897	28.348	27.196	25.735	228.2	13	<b>1'49.538</b>	29.325	27.732	26.896	25.585	227.8
3	<b>1'50.271</b>	29.688	28.028	27.165	25.390	229.5	14	<b>1'50.515</b>	29.341	28.111	27.278	25.785	223.3
4	<b>1'50.304</b>	29.518	28.126	27.169	25.491	230.3	<b>4th 24 Tatsuki SUZUKI</b> Leopard Racing JPN Runs=2 Total laps=16 Full laps=13 Valid laps=7						
5	<b>1'50.057</b>	29.537	27.959	27.037	25.524	230.3	1	3'14.618 *	29.012	28.470	27.437*	26.037*	227.0
6	<b>1'49.922</b>	29.544	27.968	27.040	25.370	230.8	2	1'51.853 *	30.196	28.318	27.452*	25.887*	226.6
7	<b>1'49.855</b>	29.472	27.895	27.091	25.397	231.2	3	<b>1'51.116</b>	29.938	28.094	27.369	25.715	227.0
8	<b>1'49.951</b>	29.473	27.940	27.090	25.448	231.2	4	1'50.995 *	29.704	28.150	27.258*	25.883*	226.6
9	<b>1'49.930</b>	29.482	27.978	27.093	25.377	230.3	5	<b>1'50.886</b>	29.758	28.092	27.290	25.746	226.6
10	1'51.675 P	29.524	27.921	27.031*	27.199	230.3	6	2'02.065 *	31.643	31.916	32.760*	25.746*	186.7
11	7'58.084 *	28.206	27.997	26.774*	25.086*	231.6	7	<b>1'50.307</b>	29.499	27.929	27.271	25.608	228.7
12	<b>1'48.597</b>	29.142	27.770	26.541	25.144	233.3	8	1'50.352 *	29.543	27.936	27.169	25.704*	227.8
13	<b>1'51.055</b>	29.223	27.688	27.051	27.093	236.9	9	1'55.277 P	30.638	28.513	28.428	27.698	225.0
14	<b>1'52.242</b>	30.639	27.835	27.179	26.589	232.9	10	6'00.251 *	29.233	28.107	27.153*	25.452*	227.0
15	<b>1'49.501</b>	29.506	27.697	26.929	25.369	231.2	11	<b>1'49.190</b>	29.251	27.811	26.863	25.265	228.7
<b>2nd 10 Diogo MOREIRA</b> MT Helmets - MSI BRA Runs=2 Total laps=13 Full laps=10 Valid laps=9							12	1'51.676 *	29.390	27.805	27.559*	26.922*	232.9
1	3'08.117 *	28.788	28.410	27.348*	25.930*	228.2	13	<b>1'49.415</b>	29.315	27.736	26.812	25.552	231.2
2	<b>1'50.521</b>	29.752	27.920	27.064	25.785	230.3	14	1'54.369 *	30.791	27.757	28.139*	27.682*	232.0
3	<b>1'50.078</b>	29.572	27.741	27.028	25.737	230.8	15	<b>1'49.350</b>	29.261	27.912	26.861	25.316	235.5
4	<b>1'49.959</b>	29.551	27.813	26.990	25.605	232.0	16	<b>1'50.576</b>	29.668	28.342	26.983	25.583	225.4
5	<b>1'50.019</b>	29.470	27.757	27.012	25.780	230.8	<b>5th 82 Stefano NEPA</b> Angeluss MTA Team ITA Runs=2 Total laps=14 Full laps=11 Valid laps=9						
6	<b>1'49.806</b>	29.499	27.729	26.928	25.650	234.2	1	2'50.192 *	29.302	29.133	27.873*	28.536*	227.8
7	<b>1'50.136</b>	29.571	27.778	27.094	25.693	232.5	2	<b>1'51.460</b>	29.903	28.295	27.408	25.854	233.3
8	1'55.708 P	29.698	31.764	27.486*	26.760	209.8	3	<b>1'50.761</b>	29.832	27.904	27.259	25.766	233.8
9	11'58.730 *	28.109	27.723	26.626*	25.505*	232.9	4	<b>1'50.603</b>	29.889	27.807	27.127	25.780	233.8
10	<b>1'48.811</b>	29.236	27.591	26.670	25.314	230.8	5	<b>1'50.995</b>	29.769	28.300	27.195	25.731	227.0
11	<b>1'48.783</b>	29.121	27.488	26.776	25.398	235.5	6	<b>1'50.443</b>	29.650	27.966	27.185	25.642	231.6
12	<b>1'50.590</b>	29.362	27.917	27.274	26.037	228.2	7	1'58.983 P	31.016	32.284	27.346*	28.337	222.2
13	1'56.038 *	31.926	28.642	27.265*	28.205*	225.0	8	10'12.976 *	28.795	28.196	27.145*	25.570*	225.8
<b>3rd 5 Jaume MASIA</b> Leopard Racing SPA Runs=3 Total laps=14 Full laps=9 Valid laps=8							9	<b>1'49.569</b>	29.475	27.822	26.850	25.422	227.0
1	3'05.467	31.900	28.599	27.700	25.920	224.1	10	<b>1'49.548</b>	29.334	27.802	27.047	25.365	228.2
2	<b>1'50.639</b>	29.811	28.151	27.055	25.622	226.2	11	1'53.377 *	32.914	27.906	26.867*	25.690*	227.8
3	<b>1'50.244</b>	29.652	27.817	26.964	25.811	230.3	12	<b>1'51.136</b>	29.244	27.606	27.015	27.271	235.5
4	<b>1'50.383</b>	29.570	28.120	26.902	25.791	225.4	13	1'55.840 *	33.309	29.676	26.871*	25.984*	228.2
5	<b>1'50.232</b>	29.708	27.971	26.914	25.639	225.0	14	<b>1'49.380</b>	29.315	27.775	26.889	25.401	231.2
6	1'50.220 *	29.535	28.075	26.865	25.745*	225.8	<b>6th 18 Matteo BERTELLE</b> Rivacold Snipers Tea ITA Runs=3 Total laps=14 Full laps=9 Valid laps=8						
7	<b>1'50.157</b>	29.439	27.898	27.036	25.784	228.2	1	2'47.517	33.181	29.973	28.194	26.192	215.6
8	1'56.566 P	33.893	28.359	27.434	26.880	227.4	2	<b>1'51.380</b>	29.839	28.238	27.277	26.026	224.1
9	8'11.114 *	30.057	28.358	27.621*	25.626*	224.5	3	<b>1'51.315</b>	29.894	28.063	27.468	25.890	228.2
10	<b>1'48.840</b>	29.257	27.585	26.695	25.303	232.5							

**Fastest Lap:** Ayumu SASAKI Liqui Moly Husqvarna JPN **1'48.597** 29.142 27.770 26.541 25.144

These data/results cannot be reproduced, stored and/or transmitted in whole or in part by any manner of electronic, mechanical, photocopying, recording, broadcasting or otherwise now known or herein after developed without the previous express consent by the copyright owner, except for reproduction in daily press and regular printed publications on sale to the public within 60 days of the event related to those data/results and always provided that copyright symbol appears together as follows below.  
© DORNA, 2023

# Practice Nr. 2

# Moto3

Lap	Lap Time	T1	T2	T3	T4	Speed	Lap	Lap Time	T1	T2	T3	T4	Speed
4	<b>1'53.248</b>	31.211	28.257	27.691	26.089	231.2	8	<b>1'50.898</b>	29.648	28.029	27.187	26.034	228.7
5	<b>1'51.464</b>	29.822	28.173	27.521	25.948	<b>235.1</b>	9	1'53.711 P	29.939	28.137	27.835*	27.800	<b>236.4</b>
6	<b>1'51.270</b>	29.786	28.264	27.326	25.894	230.3	10	10'08.421 *	28.925	28.241	27.173*	25.697*	224.5
7	1'56.761 P	32.192	29.462	28.065	27.042	220.6	11	<b>1'49.557</b>	<b>29.211</b>	<b>27.804</b>	<b>26.868</b>	<b>25.674</b>	234.2
8	5'04.583	30.790	29.187	28.144	26.049	221.4	12	1'50.908 *	30.150	28.204	26.815*	25.739*	224.1
9	<b>1'51.622</b>	30.056	28.304	27.327	25.935	222.2	13	1'51.476 *	29.926	28.452	27.295*	25.803*	230.3
10	1'51.221 P	29.701	28.283	27.282	25.955	222.5	14	<b>1'50.078</b>	29.340	27.984	27.067	25.687	228.2
11	6'59.326	34.752	28.345	27.158	<b>25.604</b>	227.4	<b>10th 96 Daniel HOLGADO</b> Red Bull KTM Tech3 SPA						
12	<b>1'49.429</b>	<b>29.316</b>	<b>27.667</b>	<b>26.837</b>	25.609	234.7	Runs=2 Total laps=16 Full laps=13 Valid laps=9						
13	1'57.540 *	31.838	28.783	28.251*	28.668*	226.6	1	2'49.427	29.946	28.285	27.432	26.223	231.2
14	<b>1'50.146</b>	29.483	27.967	27.036	25.660	225.0	2	<b>1'50.864</b>	29.673	28.090	27.225	25.876	230.3

<b>7th 27 Kaito TOBA</b>		SIC58 Squadra Corse JPN				
Runs=2 Total laps=13		Full laps=10 Valid laps=9				
1	2'58.113	29.776	28.694	27.448	26.024	225.4
2	<b>1'50.408</b>	29.614	28.013	27.100	25.681	228.7
3	<b>1'50.224</b>	29.635	27.959	26.891	25.739	229.1
4	<b>1'53.801</b>	29.487	31.031	27.448	25.835	229.1
5	<b>1'50.359</b>	29.624	27.933	27.043	25.759	228.2
6	<b>1'55.315</b>	29.715	32.287	27.440	25.873	224.1
7	<b>1'50.664</b>	29.776	28.079	27.092	25.717	232.9
8	1'53.070 P	29.689	28.160	27.627	27.594	228.2
9	12'00.352 *	28.757	28.237	26.922*	25.554*	227.8
10	1'49.913 *	29.620	28.287	26.691*	25.315*	226.6
11	<b>1'49.482</b>	<b>29.354</b>	27.715	<b>26.784</b>	<b>25.629</b>	230.8
12	<b>1'49.662</b>	29.448	<b>27.470</b>	26.882	25.862	<b>235.5</b>
13	<b>1'57.343</b>	29.645	34.053	27.616	26.029	217.9

<b>8th 80 David ALONSO</b>		Autosolar GASGAS A COL				
Runs=2 Total laps=16		Full laps=13 Valid laps=10				
1	2'54.104	29.491	29.437	27.874	26.262	222.9
2	<b>1'52.769</b>	30.295	28.853	27.362	26.259	224.1
3	<b>1'51.460</b>	29.925	28.057	27.595	25.883	229.9
4	<b>1'51.212</b>	29.824	28.315	27.318	25.755	227.4
5	<b>1'51.118</b>	29.752	28.265	27.223	25.878	227.8
6	1'54.818 *	33.124	28.237	27.319*	26.138*	232.0
7	<b>1'52.049</b>	29.933	28.585	27.480	26.051	226.2
8	<b>1'54.343</b>	31.970	28.383	27.791	26.199	227.4
9	<b>1'51.030</b>	29.766	28.019	27.386	25.859	<b>238.7</b>
10	1'55.052 P	30.188	28.747	29.391	26.726	223.7
11	6'16.302	36.819	28.461	26.779	<b>25.336</b>	223.7
12	<b>1'49.521</b>	29.494	27.844	<b>26.756</b>	25.427	227.8
13	1'55.234 *	34.925	28.041	26.876*	25.392*	225.8
14	<b>1'49.963</b>	<b>29.397</b>	<b>27.696</b>	26.879	25.991	233.3
15	1'54.244 *	33.342	28.348	26.999*	25.555*	229.9
16	<b>1'50.129</b>	29.468	28.163	26.929	25.569	230.3

<b>9th 19 Scott OGDEN</b>		VisionTrack Racing T GBR				
Runs=2 Total laps=14		Full laps=11 Valid laps=8				
1	3'04.241	32.764	28.752	27.455	26.231	224.1
2	<b>1'51.748</b>	30.002	28.304	27.409	26.033	228.2
3	1'51.452 *	30.059	28.246	27.237	25.910*	226.2
4	<b>1'51.081</b>	29.782	28.282	27.120	25.897	222.9
5	<b>1'50.697</b>	29.786	28.028	27.148	25.735	226.2
6	<b>1'50.538</b>	29.612	27.992	27.083	25.851	225.0
7	<b>1'50.808</b>	29.662	28.178	27.092	25.876	223.3

<b>11th 95 Collin VEIJER</b>		Liqui Moly Husqvarna NED				
Runs=2 Total laps=15		Full laps=12 Valid laps=10				
1	2'50.033	30.067	29.009	27.639	26.303	224.1
2	<b>1'51.369</b>	29.994	28.099	27.420	25.856	232.5
3	<b>1'51.214</b>	29.926	28.199	27.310	25.779	229.1
4	<b>1'50.628</b>	29.852	27.873	27.303	25.600	<b>233.8</b>
5	<b>1'50.225</b>	29.739	<b>27.691</b>	27.158	25.637	232.9
6	<b>1'50.315</b>	29.564	27.934	27.135	25.682	229.1
7	1'57.492 P	31.137	32.005	28.149	26.201	228.7
8	8'18.752	29.860	28.342	27.341	25.918	224.5
9	1'50.241 *	29.491	28.025	27.093*	25.632*	226.2
10	<b>1'50.444</b>	29.573	28.189	27.057	25.625	225.8
11	<b>1'50.326</b>	29.586	28.086	27.214	25.440	225.0
12	1'59.927 *	31.134	30.392	32.808*	25.593*	221.8
13	<b>1'50.984</b>	29.655	28.061	27.178	26.090	227.4
14	<b>1'49.562</b>	<b>29.471</b>	27.745	<b>26.995</b>	<b>25.351</b>	233.3
15	<b>1'50.955</b>	29.708	28.361	27.435	25.451	227.0

<b>12th 44 David MUÑOZ</b>		BOE Motorsports SPA				
Runs=3 Total laps=14		Full laps=9 Valid laps=7				
1	2'56.305	30.280	29.102	28.155	28.086	231.6
2	<b>1'51.908</b>	30.201	28.311	27.547	25.849	228.7
3	1'52.723 P	30.642	28.429	27.871*	25.781	230.8
4	5'26.264	34.390	32.228	29.745	26.198	212.3
5	1'56.496 *	30.002	28.248	31.229*	27.017*	229.9
6	<b>1'51.458</b>	29.885	28.431	27.206	25.936	232.0
7	1'58.903 *	30.173	29.046	29.873*	29.811*	224.1
8	<b>1'51.091</b>	29.843	28.093	27.327	25.828	232.0
9	1'52.930 P	31.087	28.829	27.728*	25.286	222.5

<b>Fastest Lap:</b>	Ayumu SASAKI	Liqui Moly Husqvarna	JPN	<b>1'48.597</b>	29.142	27.770	26.541	25.144
---------------------	--------------	----------------------	-----	-----------------	--------	--------	--------	--------

These data/results cannot be reproduced, stored and/or transmitted in whole or in part by any manner of electronic, mechanical, photocopying, recording, broadcasting or otherwise now known or herein after developed without the previous express consent by the copyright owner, except for reproduction in daily press and regular printed publications on sale to the public within 60 days of the event related to those data/results and always provided that copyright symbol appears together as follows below.  
© DORNA, 2023



## Practice Nr. 2

## Moto3

Lap	Lap Time	T1	T2	T3	T4	Speed	Lap	Lap Time	T1	T2	T3	T4	Speed
10	6'19.684	30.961	31.018	29.092	25.862	214.5	12	1'49.822	29.382	27.975	26.959	25.506	230.8
11	1'50.172	29.556	28.004	26.898	25.714	231.2	13	1'50.446	29.705	28.142	27.137	25.462	227.0
12	1'49.947	29.733	27.610	27.083	25.521	236.0	14	1'57.518 *	36.820	28.207	26.874*	25.617*	234.2
13	1'54.201	32.978	28.034	27.037	26.152	232.0	15	1'49.828 *	29.477	28.014	26.991	25.346*	228.7
14	1'49.674	29.578	27.788	26.822	25.486	231.6							
<b>13th 16</b> <b>Andrea MIGNO</b> CIP Green Power ITA Runs=2 Total laps=15 Full laps=12 Valid laps=12							<b>16th 54</b> <b>Riccardo ROSSI</b> SIC58 Squadra Corse ITA Runs=2 Total laps=12 Full laps=9 Valid laps=6						
1	2'56.880	29.907	28.942	27.744	27.443	225.4	1	3'06.162 *	30.134	30.023	29.008*	29.677*	221.8
2	1'51.769	29.874	28.356	27.440	26.099	227.8	2	1'51.948	30.149	28.331	27.372	26.096	226.2
3	1'50.627	29.756	28.056	27.072	25.743	228.7	3	1'51.258	29.852	28.266	27.300	25.840	225.4
4	1'51.558	29.742	28.118	27.352	26.346	231.2	4	1'50.963	29.682	28.220	27.196	25.865	228.2
5	1'54.305	29.631	30.817	27.678	26.179	230.3	5	1'50.684	29.639	28.043	27.241	25.761	227.8
6	1'51.072	29.722	28.261	27.141	25.948	228.2	6	1'50.727	29.532	28.054	27.166	25.975	227.0
7	1'51.537	29.847	28.162	27.464	26.064	225.4	7	2'03.208 P	33.846	31.171	30.228	27.963	210.9
8	1'53.045	31.091	28.251	27.560	26.143	228.7	8	13'38.464 *	30.006	28.341	27.722*	25.643*	226.6
9	1'52.493	30.026	28.515	27.655	26.297	228.2	9	1'49.999 *	29.319	27.946	27.083*	25.651*	232.0
10	1'51.624 P	30.095	28.156	27.511	25.862	229.1	10	1'49.792 *	29.332	28.018	26.784*	25.658*	225.8
11	8'13.076	31.778	28.122	27.281	25.868	230.8	11	1'53.205 *	29.454	28.702	27.588*	27.461*	236.0
12	1'49.738	29.463	27.677	27.015	25.583	231.2	12	1'49.881	29.449	27.862	26.917	25.653	228.2
13	1'53.290	29.563	28.273	27.337	28.117	227.4							
14	1'51.425	29.753	28.684	27.207	25.781	224.5	<b>17th 99</b> <b>José Antonio RUED</b> Red Bull KTM Ajo SPA Runs=2 Total laps=15 Full laps=12 Valid laps=10						
15	1'50.610	29.518	28.045	27.244	25.803	230.8	1	3'03.345	30.961	28.588	27.610	26.137	225.4
<b>14th 43</b> <b>Xavier ARTIGAS</b> CFMOTO Racing Pru SPA Runs=2 Total laps=16 Full laps=13 Valid laps=11							2	1'51.832	30.195	28.379	27.410	25.848	226.2
1	2'55.531	30.186	28.783	27.785	27.114	227.8	3	1'51.311	29.917	28.318	27.329	25.747	225.8
2	1'51.208	29.667	28.122	27.476	25.943	232.9	4	1'50.752	29.762	28.130	27.127	25.733	231.2
3	1'50.948	29.761	28.037	27.323	25.827	227.4	5	1'51.027	29.772	28.136	27.361	25.758	228.7
4	1'51.116	29.659	28.212	27.434	25.811	227.0	6	1'50.575	29.795	28.070	27.047	25.663	234.2
5	1'54.718	29.740	28.072	27.451	29.455	227.8	7	1'50.114	29.580	27.861	27.039	25.634	233.3
6	1'50.365	29.583	27.840	27.094	25.848	232.5	8	1'51.637	29.983	27.980	27.590	26.084	231.6
7	1'57.374	36.176	28.217	27.239	25.742	229.9	9	1'54.045 *	29.985	28.322	27.441*	28.297*	226.6
8	1'51.527 P	29.443	28.373	27.191	26.520	234.2	10	1'50.790 P	29.901	28.052	27.206	25.631	228.7
9	7'34.286 *	33.213	31.504	29.540*	26.081*	208.8	11	8'11.218	29.432	27.817	27.208	25.604	232.5
10	1'50.652	29.691	28.157	27.179	25.625	226.2	12	1'51.202	29.612	28.179	27.476	25.935	225.4
11	1'50.030	29.411	27.955	27.088	25.576	228.2	13	1'50.242	29.629	27.894	27.204	25.515	232.0
12	1'49.820	29.416	27.978	27.006	25.420	227.8	14	1'56.474 *	35.532	28.335	27.141*	25.466*	229.9
13	1'53.947	29.351	28.008	27.042	29.546	227.8	15	1'50.216	29.533	28.119	26.938	25.626	225.4
14	1'58.269 *	32.505	32.795	27.198*	25.771*	209.8	<b>18th 55</b> <b>Romano FENATI</b> Rivacold Snipers Tea ITA Runs=3 Total laps=11 Full laps=5 Valid laps=5						
15	1'55.471 *	29.567	32.901	27.437*	25.566*	227.0	1	2'45.918	30.983	28.701	27.788	26.170	224.1
16	1'49.763	29.354	28.023	27.022	25.364	226.6	2	1'51.554	30.004	28.424	27.366	25.760	226.2
<b>15th 53</b> <b>Deniz ÖNCÜ</b> Red Bull KTM Ajo TUR Runs=2 Total laps=15 Full laps=12 Valid laps=6							3	1'51.830	30.039	28.441	27.527	25.823	222.5
1	3'03.808 *	31.707	28.714	27.499*	26.192*	225.4	4	1'56.220 P	35.177	28.408	27.242	25.393	222.2
2	1'51.653 *	30.229	28.213	27.328	25.883*	228.7	5	10'09.939	29.371	28.456	27.523	25.869	222.9
3	1'51.336	30.090	28.307	27.275	25.664	232.9	6	1'51.284	29.813	28.273	27.368	25.830	222.9
4	1'50.577	29.736	28.061	27.125	25.655	233.3	7	1'51.159	29.765	28.230	27.321	25.843	222.9
5	1'50.431	29.757	27.908	27.120	25.646	231.2	8	1'53.982 P	29.989	28.700	29.214*	26.079	221.4
6	1'51.389 *	29.830	28.649	27.139*	25.771*	228.7	9	5'38.549 *	31.780	28.015	27.080*	25.489*	227.4
7	1'50.684 *	29.611	28.012	27.137	25.924*	233.3	10	1'50.127	29.426	27.976	27.107	25.618	225.4
8	1'51.460	29.886	28.189	27.234	26.151	233.8	11	1'59.963 P	29.571	33.513	28.429*	28.450	229.1
9	1'52.115 *	29.866	28.393	27.221*	26.635*	232.9	<b>19th 48</b> <b>Ivan ORTOLÁ</b> Angeluss MTA Team SPA Runs=3 Total laps=16 Full laps=11 Valid laps=8						
10	1'50.671 P	29.772	28.078	27.562	25.259	230.8	1	2'30.365	30.376	29.486	27.741	26.541	222.9
11	8'13.209 *	30.345	28.212	27.711*	25.584*	228.7	2	1'52.371	30.171	28.547	27.390	26.263	225.0

**Fastest Lap:** Ayumu SASAKI Liqui Moly Husqvarna JPN 1'48.597 29.142 27.770 26.541 25.144

These data/results cannot be reproduced, stored and/or transmitted in whole or in part by any manner of electronic, mechanical, photocopying, recording, broadcasting or otherwise now known or herein after developed without the previous express consent by the copyright owner, except for reproduction in daily press and regular printed publications on sale to the public within 60 days of the event related to those data/results and always provided that copyright symbol appears together as follows below.  
© DORNA, 2023

Official MotoGP Timing by TISSOT  
www.motogp.com

Termas de Río Hondo, Friday, March 31, 2023 Page 3 of 5



## Practice Nr. 2

## Moto3

Lap	Lap Time	T1	T2	T3	T4	Speed	Lap	Lap Time	T1	T2	T3	T4	Speed
3	1'51.797	29.871	28.412	27.343	26.171	225.8	4	1'51.707 *	29.990	28.373	27.366*	25.978*	227.4
4	1'51.701	30.151	28.310	27.223	26.017	225.4	5	1'52.177	30.086	28.532	27.545	26.014	229.1
5	1'51.399	29.787	28.247	27.197	26.168	227.0	6	1'52.045	30.334	28.229	27.374	26.108	231.6
6	1'53.406 P	29.881	28.355	28.057	27.113	226.6	7	1'52.461	30.201	28.612	27.620	26.028	225.0
7	5'03.934	30.135	28.496	27.564	26.293	226.6	8	1'58.107 P	34.773	28.701	27.595	27.038	227.0
8	1'51.123	29.721	28.255	27.167	25.980	226.6	9	8'48.435 *	29.110	29.272	27.912*	27.333*	213.8
9	1'52.293 P	29.826	28.283	27.754	26.430	225.4	10	1'50.997	29.828	28.212	27.150	25.807	227.4
10	4'46.378 *	31.392	29.577	28.090*	26.150*	221.4	11	1'50.866	29.686	28.363	27.176	25.641	225.8
11	1'50.305	29.498	27.938	27.047	25.822	227.8	12	1'50.903 *	29.638	28.380	27.195	25.690*	224.5
12	1'50.569	29.782	28.037	26.941	25.809	225.0	13	1'58.416	30.746	31.535	28.699	27.436	173.9
13	1'55.332 *	29.553	28.123	27.158*	30.498*	224.1	14	1'51.617	29.975	28.396	27.272	25.974	225.0
14	2'00.469 *	34.039	33.198	27.130*	26.102*	209.1	15	1'51.456 *	29.885	28.341	27.245	25.985*	224.5
15	1'55.657 *	29.570	31.682	28.481*	25.924*	221.0							
16	1'50.440	29.462	28.051	26.996	25.931	225.8							

20th	63	Syarifuddin AZMAN	MT Helmets - MSI	MAL		
Runs=2	Total laps=15	Full laps=12	Valid laps=5			
1	3'09.505 *	28.868	28.709	27.483*	26.314*	224.5
2	1'52.667 *	30.446	28.672	27.384*	26.165*	223.3
3	1'52.155 *	30.084	28.531	27.398*	26.142*	224.5
4	1'52.003	29.906	28.601	27.270	26.226	224.1
5	1'52.222	30.044	28.565	27.431	26.182	223.3
6	2'03.099	30.072	29.132	31.725	32.170	224.5
7	1'51.266	29.818	28.169	27.320	25.959	226.2
8	1'52.638 P	29.778	28.625	27.355	26.880	225.4
9	8'59.397 *	31.584	29.518	28.233*	25.974*	223.3
10	1'50.472	29.611	27.958	27.176	25.727	230.8
11	1'50.989 *	29.892	28.213	27.003*	25.881*	225.4
12	1'55.225 *	29.699	28.280	27.166*	30.080*	226.2
13	1'58.673 *	32.558	32.920	27.248*	25.947*	204.4
14	1'55.382 *	29.721	32.346	27.606*	25.709*	225.8
15	1'50.794 *	29.548	28.145	27.038	26.063*	225.8

21st	7	Filippo FARIOLI	Red Bull KTM Tech3	ITA		
Runs=2	Total laps=15	Full laps=12	Valid laps=8			
1	2'23.556	30.122	29.088	27.852	26.740	219.4
2	1'52.801	30.269	28.708	27.609	26.215	222.9
3	1'52.625 *	30.237	28.548	27.745*	26.095*	223.3
4	1'51.569	30.075	28.349	27.384	25.761	223.7
5	1'51.717	29.999	28.410	27.390	25.918	224.1
6	1'51.891 *	29.835	28.685	27.516	25.855*	225.0
7	1'51.543 *	29.864	28.333	27.410	25.936*	223.7
8	1'52.048 P	30.071	28.397	27.408	26.172	225.0
9	9'12.877 *	29.334	28.435	27.948*	26.041*	223.3
10	1'50.723	29.663	28.121	27.147	25.792	225.4
11	1'50.672	29.670	28.230	27.138	25.634	225.0
12	1'51.171 *	29.838	28.233	27.206	25.894*	224.1
13	1'54.315	29.897	28.356	29.316	26.746	224.5
14	1'51.263	29.987	28.352	27.042	25.882	226.6
15	1'50.999	29.728	28.347	27.221	25.703	222.2

22nd	72	Taiyo FURUSATO	Honda Team Asia	JPN		
Runs=2	Total laps=15	Full laps=12	Valid laps=8			
1	2'44.089 *	31.197	31.794	28.333*	26.373*	211.6
2	1'53.250 *	30.663	28.836	27.709*	26.042*	224.5
3	1'53.544	30.902	28.769	27.645	26.228	227.0

23rd	92	David ALMANSA	CFMOTO Racing Pru	SPA		
Runs=2	Total laps=6	Full laps=4	Valid laps=4			
1	2'55.686	31.281	29.096	27.617	26.645	227.0
2	1'51.532	29.746	28.244	27.441	26.101	234.2
3	1'51.265	29.810	28.078	27.307	26.070	232.9
4	1'51.560	29.938	28.080	27.499	26.043	232.9
5	1'50.959	29.725	28.033	27.134	26.067	229.9
6	1'55.664 P	30.733	28.878	28.240*	27.813	224.5
	unfinished	33.298	30.483			213.1

24th	38	David SALVADOR	CIP Green Power	SPA		
Runs=2	Total laps=11	Full laps=7	Valid laps=7			
1	2'54.564	29.712	30.719	28.227	26.491	215.6
2	1'52.877	30.223	28.827	27.577	26.250	226.6
3	1'51.417	29.869	28.246	27.351	25.951	231.2
4	1'51.096	29.651	27.909	27.602	25.934	234.7
5	1'51.778 P	29.644	28.443	27.315	26.376	231.2
6	11'23.466 *	30.433	28.462	27.212*	25.796*	225.4
7	1'51.231	29.626	28.365	27.343	25.897	225.4
8	1'52.046	30.675	28.261	27.231	25.879	227.8
9	1'52.006	29.759	28.831	27.662	25.754	226.2
10	1'51.877	29.811	28.347	27.626	26.093	225.8
11	1'54.810 P	31.345	29.006	27.945	26.514	220.6

25th	64	Mario AJI	Honda Team Asia	INA		
Runs=2	Total laps=15	Full laps=12	Valid laps=9			
1	2'46.579 *	30.279	31.219	28.913*	27.001*	198.2
2	1'51.288	29.719	28.408	27.270	25.891	228.7
3	1'53.146 *	30.001	28.747	28.091*	26.307*	219.8
4	1'51.866	29.948	28.640	27.283	25.995	228.7
5	1'52.212	30.213	28.416	27.540	26.043	232.9
6	1'51.237	29.688	28.386	27.264	25.899	227.4
7	1'56.237	30.776	29.628	28.586	27.247	225.0
8	1'54.030 P	30.101	28.643	27.891	27.395	220.6
9	8'48.120 *	29.426	29.248	27.944*	26.847*	216.8
10	1'52.302	29.975	28.553	27.467	26.307	220.2
11	1'51.688	29.676	28.512	27.353	26.147	224.1
12	1'51.839 *	29.715	28.572	27.282	26.270*	220.2
13	1'54.955	30.140	29.604	28.596	26.615	212.7
14	1'52.229 *	29.907	28.512	27.539	26.271*	219.4
15	1'52.459	29.950	28.773	27.393	26.343	218.3

**Fastest Lap:** Ayumu SASAKI      Liqui Moly Husqvarna      JPN      1'48.597      29.142      27.770      26.541      25.144

These data/results cannot be reproduced, stored and/or transmitted in whole or in part by any manner of electronic, mechanical, photocopying, recording, broadcasting or otherwise now known or herein after developed without the previous express consent by the copyright owner, except for reproduction in daily press and regular printed publications on sale to the public within 60 days of the event related to those data/results and always provided that copyright symbol appears together as follows below.  
© DORNA, 2023

Official MotoGP Timing by TISSOT  
www.motogp.com

Termas de Río Hondo, Friday, March 31, 2023      Page 4 of 5



## Practice Nr. 2

Moto3

Lap	Lap Time	T1	T2	T3	T4	Speed	Lap	Lap Time	T1	T2	T3	T4	Speed
<b>26th</b>	<b>22</b>	<b>Ana CARRASCO</b>		BOE Motorsports		SPA							
		Runs=2	Total laps=15	Full laps=12	Valid laps=10								
1	2'44.987	30.843	29.527	31.399	34.121	222.9							
2	<b>1'54.438</b>	30.893	28.711	27.780	27.054	227.0							
3	<b>1'52.474</b>	30.209	28.381	27.596	26.288	229.5							
4	<b>1'52.323</b>	30.254	28.457	27.527	26.085	230.8							
5	<b>1'52.002</b>	29.941	28.231	27.571	26.259	228.7							
6	<b>1'51.884</b>	29.997	28.261	27.458	26.168	228.7							
7	<b>1'51.629</b>	29.788	<u>28.149</u>	27.610	26.082	<u>234.2</u>							
8	1'58.906 P	34.766	28.620	27.613	<u>27.907</u>	230.8							
9	9'25.403	31.616	29.210	29.788	26.715	223.7							
10	<b>1'51.506</b>	29.768	28.160	27.569	26.009	227.0							
11	<b>1'51.683</b>	30.066	28.326	27.363	<u>25.928</u>	228.7							
12	<u>1'51.363</u>	29.878	28.171	<u>27.304</u>	26.010	229.5							
13	2'02.549 *	34.286	33.526	28.586*	26.151*	195.7							
14	1'55.041 *	29.807	30.569	28.657*	26.008*	221.0							
15	<b>1'51.673</b>	<u>29.742</u>	28.261	27.374	26.296	225.0							

<b>27th</b>	<b>6</b>	<b>Ryusei YAMANAKA</b>		Autosolar GASGAS A		JPN							
		Runs=2	Total laps=14	Full laps=11	Valid laps=10								
1	2'45.668	33.428	30.830	28.958	26.772	208.1							
2	<b>1'52.083</b>	30.011	28.428	27.462	26.182	225.0							
3	<b>1'52.316</b>	30.050	28.517	27.449	26.300	227.0							
4	1'52.316 *	30.125	28.731	27.365*	26.095*	227.0							
5	<b>1'52.067</b>	29.892	29.021	<u>27.297</u>	25.857	224.5							
6	<b>1'51.487</b>	29.880	28.426	27.399	25.782	226.6							
7	<b>1'56.904</b>	30.403	28.777	31.107	26.617	226.6							
8	1'52.209 P	30.099	<u>28.269</u>	27.363	<u>26.478</u>	<u>230.8</u>							
9	9'49.176	34.788	29.223	27.476	25.896	220.2							
10	<b>1'51.498</b>	29.849	28.372	27.575	<u>25.702</u>	225.0							
11	<b>1'51.892</b>	<u>29.762</u>	28.525	27.560	26.045	225.4							
12	<u>1'51.413</u>	29.776	28.383	27.521	25.733	225.4							
13	<b>1'52.492</b>	29.953	29.009	27.495	26.035	221.4							
14	<b>1'51.821</b>	29.866	28.492	27.561	25.902	223.3							

<b>28th</b>	<b>70</b>	<b>Joshua WHATLEY</b>		VisionTrack Racing T		GBR							
		Runs=2	Total laps=12	Full laps=8	Valid laps=8								
1	2'48.018	30.862	30.917	28.276	26.424	214.2							
2	<b>1'52.505</b>	30.146	28.513	27.409	26.437	223.3							
3	<b>1'52.970</b>	29.961	29.052	27.967	25.990	226.2							
4	<b>1'52.202</b>	30.192	28.646	27.398	<u>25.966</u>	222.9							
5	<b>1'55.470</b>	32.624	29.663	27.199	25.984	219.0							
6	<b>1'54.743</b>	31.395	28.744	27.465	27.139	220.2							
7	<b>1'51.993</b>	30.021	28.447	27.424	26.101	224.1							
8	<b>1'53.159</b>	31.441	28.308	27.260	26.150	227.8							
9	<u>1'51.507</u>	30.042	28.120	27.333	26.012	<u>232.9</u>							
10	1'56.094 P	32.742	28.728	28.306	26.318	224.1							
11	8'15.117	30.003	29.021	<u>27.042</u>	28.327	219.4							
12	2'44.120 P	<u>29.743</u>	<u>28.098</u>	27.058	1'19.221	226.6							

**Fastest Lap:** Ayumu SASAKI      Liqui Moly Husqvarna      JPN      **1'48.597**      29.142      27.770      26.541      25.144

These data/results cannot be reproduced, stored and/or transmitted in whole or in part by any manner of electronic, mechanical, photocopying, recording, broadcasting or otherwise now known or herein after developed without the previous express consent by the copyright owner, except for reproduction in daily press and regular printed publications on sale to the public within 60 days of the event related to those data/results and always provided that copyright symbol appears together as follows below.  
© DORNA, 2023

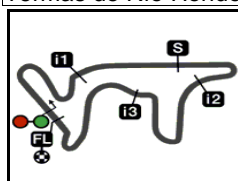
Official MotoGP Timing by TISSOT  
www.motogp.com

Termas de Río Hondo, Friday, March 31, 2023      Page 5 of 5

*motogp*







4806 m.

# GRAN PREMIO MICHELIN® DE LA REPÚBLICA ARGENTINA

## Practice Nr. 2

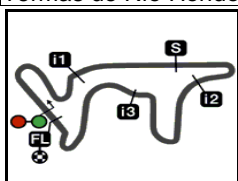
### Best Partial Times

*IT* Ideal Lap Time, sum of the best partial times

*BT* Best Lap Time

T1		T2		T3		T4				IT	BT	
Pos	Rider	Time	Rider	Time	Rider	Time	Rider	Time	Pos	Rider	IT	BT
1	D.MOREIRA	29.121	K.TOBA	27.470	A.SASAKI	26.541	A.SASAKI	25.144	1	A.SASAKI	1'48.515	1'48.597 (1)
2	A.SASAKI	29.142	D.MOREIRA	27.488	D.MOREIRA	26.670	T.SUZUKI	25.265	2	D.MOREIRA	1'48.593	1'48.783 (2)
3	S.OGDEN	29.211	J.MASIA	27.585	J.MASIA	26.695	J.MASIA	25.303	3	J.MASIA	1'48.840	1'48.840 (3)
4	S.NEPA	29.244	S.NEPA	27.606	D.ALONSO	26.756	D.MOREIRA	25.314	4	T.SUZUKI	1'49.064	1'49.190 (4)
5	T.SUZUKI	29.251	D.MUÑOZ	27.610	K.TOBA	26.784	D.ALONSO	25.336	5	S.NEPA	1'49.065	1'49.380 (5)
6	J.MASIA	29.257	M.BERTELLE	27.667	T.SUZUKI	26.812	C.VEIJER	25.351	6	D.ALONSO	1'49.185	1'49.521 (8)
7	D.HOLGADO	29.295	A.MIGNO	27.677	D.MUÑOZ	26.822	X.ARTIGAS	25.364	7	K.TOBA	1'49.237	1'49.482 (7)
8	M.BERTELLE	29.316	A.SASAKI	27.688	M.BERTELLE	26.837	S.NEPA	25.365	8	M.BERTELLE	1'49.424	1'49.429 (6)
9	R.ROSSI	29.319	C.VEIJER	27.691	D.HOLGADO	26.845	D.ÖNCÜ	25.462	9	D.HOLGADO	1'49.463	1'49.560 (10)
10	X.ARTIGAS	29.351	D.ALONSO	27.696	S.NEPA	26.850	D.MUÑOZ	25.486	10	D.MUÑOZ	1'49.474	1'49.674 (12)
11	K.TOBA	29.354	T.SUZUKI	27.736	S.OGDEN	26.868	J.RUEDA	25.515	11	C.VEIJER	1'49.508	1'49.562 (11)
12	ÖNCÜ	29.382	D.HOLGADO	27.765	R.ROSSI	26.917	D.HOLGADO	25.558	12	S.OGDEN	1'49.557	1'49.557 (9)
13	D.ALONSO	29.397	S.OGDEN	27.804	J.RUEDA	26.938	A.MIGNO	25.583	13	X.ARTIGAS	1'49.561	1'49.763 (14)
14	R.FENATI	29.426	J.RUEDA	27.817	I.ORTOLÁ	26.941	M.BERTELLE	25.604	14	D.ÖNCÜ	1'49.711	1'49.822 (15)
15	I.ORTOLÁ	29.462	X.ARTIGAS	27.840	D.ÖNCÜ	26.959	R.FENATI	25.618	15	A.MIGNO	1'49.738	1'49.738 (13)
16	A.MIGNO	29.463	R.ROSSI	27.862	C.VEIJER	26.995	K.TOBA	25.629	16	R.ROSSI	1'49.751	1'49.881 (16)
17	C.VEIJER	29.471	D.ÖNCÜ	27.908	X.ARTIGAS	27.006	F.FARIOLI	25.634	17	J.RUEDA	1'49.803	1'50.114 (17)
18	J.RUEDA	29.533	D.SALVADOR	27.909	A.MIGNO	27.015	T.FURUSATO	25.641	18	R.FENATI	1'50.127	1'50.127 (18)
19	S.AZMAN	29.548	I.ORTOLÁ	27.938	S.AZMAN	27.038	R.ROSSI	25.653	19	I.ORTOLÁ	1'50.150	1'50.305 (19)
20	D.MUÑOZ	29.556	S.AZMAN	27.958	F.FARIOLI	27.042	S.OGDEN	25.674	20	S.AZMAN	1'50.271	1'50.472 (20)
21	D.SALVADOR	29.626	R.FENATI	27.976	J.WHATLEY	27.042	R.YAMANAKA	25.702	21	F.FARIOLI	1'50.460	1'50.672 (21)
22	T.FURUSATO	29.638	D.ALMANSA	28.033	R.FENATI	27.107	S.AZMAN	25.727	22	D.SALVADOR	1'50.520	1'51.096 (24)
23	F.FARIOLI	29.663	J.WHATLEY	28.098	D.ALMANSA	27.134	D.SALVADOR	25.754	23	T.FURUSATO	1'50.641	1'50.866 (22)
24	M.AJI	29.676	F.FARIOLI	28.121	T.FURUSATO	27.150	I.ORTOLÁ	25.809	24	J.WHATLEY	1'50.849	1'51.507 (28)

These data/results cannot be reproduced, stored and/or transmitted in whole or in part by any manner of electronic, mechanical, photocopying, recording, broadcasting or otherwise now known or herein after developed without the previous express consent by the copyright owner, except for reproduction in daily press and regular printed publications on sale to the public within 60 days of the event related to those data/results and always provided that copyright symbol appears together as follows below.  
© DORNA, 2023



4806 m.

**GRAN PREMIO MICHELIN® DE LA REPÚBLICA ARGENTINA**

**Practice Nr. 2**

**Best Partial Times**

*IT* Ideal Lap Time, sum of the best partial times

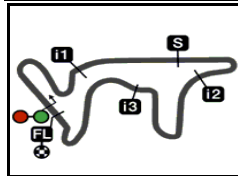
*BT* Best Lap Time

<b>T1</b>		<b>T2</b>		<b>T3</b>		<b>T4</b>				<i>IT</i>	<i>BT</i>	
<i>Pos</i>	<i>Rider</i>	<i>Time</i>	<i>Rider</i>	<i>Time</i>	<i>Rider</i>	<i>Time</i>	<i>Rider</i>	<i>Time</i>	<i>Pos</i>	<i>Rider</i>		
25	D.ALMANSA	29.725	A.CARRASCO	28.149	D.SALVADOR	27.231	M.AJI	25.891	25	D.ALMANSA	1'50.935	1'50.959 (23)
26	A.CARRASCO	29.742	T.FURUSATO	28.212	M.AJI	27.264	A.CARRASCO	25.928	26	R.YAMANAKA	1'51.030	1'51.413 (27)
27	J.WHATLEY	29.743	R.YAMANAKA	28.269	R.YAMANAKA	27.297	J.WHATLEY	25.966	27	A.CARRASCO	1'51.123	1'51.363 (26)
28	R.YAMANAKA	29.762	M.AJI	28.386	A.CARRASCO	27.304	D.ALMANSA	26.043	28	M.AJI	1'51.217	1'51.237 (25)

These data/results cannot be reproduced, stored and/or transmitted in whole or in part by any manner of electronic, mechanical, photocopying, recording, broadcasting or otherwise now known or herein after developed without the previous express consent by the copyright owner, except for reproduction in daily press and regular printed publications on sale to the public within 60 days of the event related to those data/results and always provided that copyright symbol appears together as follows below.  
© DORNA, 2023

Official MotoGP Timing by   
www.motogp.com






4806 m.

## GRAN PREMIO MICHELIN® DE LA REPÚBLICA ARGENTINA

## Practice Nr. 2

## Fastest Laps Sequence

Practice Time	 Rider	Nation	Motorcycle	Time	Km/h	Rider's Lap
4'16.357	7 Filippo FARIOLI	ITA	KTM	1'52.801	153.3	2
4'22.736	48 Ivan ORTOLÁ	SPA	KTM	1'52.371	153.9	2
4'37.472	55 Romano FENATI	ITA	HONDA	1'51.554	155.0	2
4'37.867	64 Mario AJI	INA	HONDA	1'51.288	155.4	2
4'40.291	96 Daniel HOLGADO	SPA	KTM	1'50.864	156.0	2
4'48.521	27 Kaito TOBA	JPN	HONDA	1'50.408	156.7	2
6'30.608	96 Daniel HOLGADO	SPA	KTM	1'50.317	156.8	3
6'38.745	27 Kaito TOBA	JPN	HONDA	1'50.224	156.9	3
6'48.716	10 Diogo MOREIRA	BRA	KTM	1'50.078	157.1	3
8'38.675	10 Diogo MOREIRA	BRA	KTM	1'49.959	157.3	4
12'18.500	10 Diogo MOREIRA	BRA	KTM	1'49.806	157.5	6
23'34.202	96 Daniel HOLGADO	SPA	KTM	1'49.742	157.6	9
25'23.762	96 Daniel HOLGADO	SPA	KTM	1'49.560	157.9	10
26'03.862	5 Jaume MASIA	SPA	HONDA	1'48.840	158.9	10
29'48.708	71 Ayumu SASAKI	JPN	HUSQVARNA	1'48.597	159.3	12

These data/results cannot be reproduced, stored and/or transmitted in whole or in part by any manner of electronic, mechanical, photocopying, recording, broadcasting or otherwise now known or herein after developed without the previous express consent by the copyright owner, except for reproduction in daily press and regular printed publications on sale to the public within 60 days of the event related to those data/results and always provided that copyright symbol appears together as follows below.

© DORNA, 2023

Official MotoGP Timing by TISSOT  
www.motogp.com

Termas de Río Hondo, Friday, March 31, 2023

