

4806 m.

GRAN PREMIO MICHELIN® DE LA REPÚBLICA ARGENTINA

Practice Nr. 3

Classification

10

Rider	Nation	Team	Motorcycle	Time	Lap Total	Gap	Top Speed
1 55 Romano FENATI	ITA	Rivacold Snipers Team	HONDA	1'53.875	10 10		232.0
2 27 Kaito TOBA	JPN	SIC58 Squadra Corse	HONDA	1'54.569	13 13	0.694 0.694	235.1
3 53 Deniz ÖNCÜ	TUR	Red Bull KTM Ajo	KTM	1'54.832	3 7	0.957 0.263	232.5
4 38 David SALVADOR	SPA	CIP Green Power	KTM	1'55.130	12 13	1.255 0.298	234.2
5 10 Diogo MOREIRA	BRA	MT Helmets - MSI	KTM	1'55.587	4 5	1.712 0.457	235.5
6 54 Riccardo ROSSI	ITA	SIC58 Squadra Corse	HONDA	1'55.779	13 13	1.904 0.192	236.9
7 19 Scott OGDEN	GBR	VisionTrack Racing Team	HONDA	1'55.937	16 16	2.062 0.158	235.1
8 48 Ivan ORTOLÁ	SPA	Angeluss MTA Team	KTM	1'56.090	14 14	2.215 0.153	232.5
9 16 Andrea MIGNO	ITA	CIP Green Power	KTM	1'56.557	12 15	2.682 0.467	233.3
10 7 Filippo FARIOLI	ITA	Red Bull KTM Tech3	KTM	1'56.584	11 15	2.709 0.027	232.0
11 80 David ALONSO	COL	Autosolar GASGAS Aspar M3	GASGAS	1'56.704	12 12	2.829 0.120	232.5
12 96 Daniel HOLGADO	SPA	Red Bull KTM Tech3	KTM	1'56.726	6 7	2.851 0.022	231.6
13 24 Tatsuki SUZUKI	JPN	Leopard Racing	HONDA	1'56.855	8 9	2.980 0.129	234.7
14 92 David ALMANSA	SPA	CFMOTO Racing PruestelGP	CFMOTO	1'56.882	12 13	3.007 0.027	233.8
15 82 Stefano NEPA	ITA	Angeluss MTA Team	KTM	1'56.914	12 12	3.039 0.032	232.9
16 99 José Antonio RUEDA	SPA	Red Bull KTM Ajo	KTM	1'57.016	7 7	3.141 0.102	232.9
17 63 Syarifuddin AZMAN	MAL	MT Helmets - MSI	KTM	1'57.155	11 14	3.280 0.139	231.2
18 70 Joshua WHATLEY	GBR	VisionTrack Racing Team	HONDA	1'57.159	13 15	3.284 0.004	229.5
19 64 Mario AJI	INA	Honda Team Asia	HONDA	1'57.212	13 14	3.337 0.053	225.4
20 6 Ryusei YAMANAKA	JPN	Autosolar GASGAS Aspar M3	GASGAS	1'57.266	13 14	3.391 0.054	232.5
21 43 Xavier ARTIGAS	SPA	CFMOTO Racing PruestelGP	CFMOTO	1'57.397	12 13	3.522 0.131	233.8
22 72 Taiyo FURUSATO	JPN	Honda Team Asia	HONDA	1'57.427	15 15	3.552 0.030	230.8
23 22 Ana CARRASCO	SPA	BOE Motorsports	KTM	1'57.451	14 14	3.576 0.024	232.9
24 18 Matteo BERTELLE	ITA	Rivacold Snipers Team	HONDA	1'57.640	13 13	3.765 0.189	231.2
25 5 Jaume MASIA	SPA	Leopard Racing	HONDA	1'57.662	6 8	3.787 0.022	233.3
26 44 David MUÑOZ	SPA	BOE Motorsports	KTM	1'58.253	4 7	4.378 0.591	234.2
<b>Not classified</b>							
71 Ayumu SASAKI	JPN	Liqui Moly Husqvarna Intact GP	HUSQVARNA				
95 Collin VEIJER	NED	Liqui Moly Husqvarna Intact GP	HUSQVARNA				

Practice condition: Wet

Air: 16°

Humidity: 74%

Ground: 19°

<b>Fastest Lap:</b>	Lap: 10	<b>Romano FENATI</b>	<b>1'53.875</b>	151.9 Km/h
<b>Best Race Lap:</b>	2022	<b>Andrea MIGNO</b>	<b>1'48.834</b>	158.9 Km/h
<b>All Time Lap Record:</b>	2022	<b>Sergio GARCIA</b>	<b>1'48.429</b>	159.5 Km/h

The results are provisional until the end of the limit for protest and appeals.

Time limit for protest expires 30' after publication of the results - ..... Time: .....

These data/results cannot be reproduced, stored and/or transmitted in whole or in part by any manner of electronic, mechanical, photocopying, recording, broadcasting or otherwise now known or herein after developed without the previous express consent by the copyright owner, except for reproduction in daily press and regular printed publications on sale to the public within 60 days of the event related to those data/results and always provided that copyright symbol appears together as follows below.

© DORNA, 2023

GRAN PREMIO MICHELIN® DE LA REPÚBLICA ARGENTINA

Practice Nr. 3

Combined Practice Times

11



Rider	Nation	Team	MOTORCYCLE	P1	P2	P3	Gap
1 71 A.SASAKI	JPN	Liqui Moly Husqvarna Intact GP	HUSQVARNA	1'49.804 10	<b>1'48.597</b> 12		
2 10 D.MOREIRA	BRA	MT Helmets - MSI	KTM	1'51.107 5	<b>1'48.783</b> 11	1'55.587 4	0.186 0.186
3 5 J.MASIA	SPA	Leopard Racing	HONDA	1'49.813 10	<b>1'48.840</b> 10	1'57.662 6	0.243 0.057
4 24 T.SUZUKI	JPN	Leopard Racing	HONDA	1'50.146 10	<b>1'49.190</b> 11	1'56.855 8	0.593 0.350
5 82 S.NEPA	ITA	Angeluss MTA Team	KTM	1'51.148 8	<b>1'49.380</b> 14	1'56.914 12	0.783 0.190
6 18 M.BERTELLE	ITA	Rivacold Snipers Team	HONDA	1'50.936 12	<b>1'49.429</b> 12	1'57.640 13	0.832 0.049
7 27 K.TOBA	JPN	SIC58 Squadra Corse	HONDA	1'50.924 5	<b>1'49.482</b> 11	1'54.569 13	0.885 0.053
8 80 D.ALONSO	COL	Autosolar GASGAS Aspar M3	GASGAS	1'51.395 6	<b>1'49.521</b> 12	1'56.704 12	0.924 0.039
9 19 S.OGDEN	GBR	VisionTrack Racing Team	HONDA	1'51.082 12	<b>1'49.557</b> 11	1'55.937 16	0.960 0.036
10 96 D.HOLGADO	SPA	Red Bull KTM Tech3	KTM	1'50.180 6	<b>1'49.560</b> 10	1'56.726 6	0.963 0.003
11 95 C.VEIJER	NED	Liqui Moly Husqvarna Intact GP	HUSQVARNA	1'52.553 13	<b>1'49.562</b> 14		0.965 0.002
12 44 D.MUÑOZ	SPA	BOE Motorsports	KTM	1'51.505 12	<b>1'49.674</b> 14	1'58.253 4	1.077 0.112
13 16 A.MIGNO	ITA	CIP Green Power	KTM	1'51.375 6	<b>1'49.738</b> 12	1'56.557 12	1.141 0.064
14 43 X.ARTIGAS	SPA	CFMOTO Racing PruestelGP	CFMOTO	1'50.886 8	<b>1'49.763</b> 16	1'57.397 12	1.166 0.025
15 53 D.ÖNCÜ	TUR	Red Bull KTM Ajo	KTM	1'51.069 13	<b>1'49.822</b> 12	1'54.832 3	1.225 0.059
16 54 R.ROSSI	ITA	SIC58 Squadra Corse	HONDA	1'52.175 6	<b>1'49.881</b> 12	1'55.779 13	1.284 0.059
17 99 J.RUEDA	SPA	Red Bull KTM Ajo	KTM	1'51.792 7	<b>1'50.114</b> 7	1'57.016 7	1.517 0.233
18 55 R.FENATI	ITA	Rivacold Snipers Team	HONDA	1'50.673 10	<b>1'50.127</b> 10	1'53.875 10	1.530 0.013
19 48 I.ORTOLÁ	SPA	Angeluss MTA Team	KTM	1'51.349 11	<b>1'50.305</b> 11	1'56.090 14	1.708 0.178
20 63 S.AZMAN	MAL	MT Helmets - MSI	KTM	1'52.604 5	<b>1'50.472</b> 10	1'57.155 11	1.875 0.167
21 7 F.FARIOLI	ITA	Red Bull KTM Tech3	KTM	1'52.634 6	<b>1'50.672</b> 11	1'56.584 11	2.075 0.200
22 72 T.FURUSATO	JPN	Honda Team Asia	HONDA	1'52.187 12	<b>1'50.866</b> 11	1'57.427 15	2.269 0.194
23 92 D.ALMANSA	SPA	CFMOTO Racing PruestelGP	CFMOTO	1'51.104 7	<b>1'50.959</b> 5	1'56.882 12	2.362 0.093
24 38 D.SALVADOR	SPA	CIP Green Power	KTM	1'51.879 12	<b>1'51.096</b> 4	1'55.130 12	2.499 0.137
25 64 M.AJI	INA	Honda Team Asia	HONDA	1'52.354 6	<b>1'51.237</b> 6	1'57.212 13	2.640 0.141
26 22 A.CARRASCO	SPA	BOE Motorsports	KTM	1'53.249 6	<b>1'51.363</b> 12	1'57.451 14	2.766 0.126
27 6 R.YAMANAKA	JPN	Autosolar GASGAS Aspar M3	GASGAS	<b>1'51.409</b> 7	1'51.413 12	1'57.266 13	2.812 0.046
28 70 J.WHATLEY	GBR	VisionTrack Racing Team	HONDA	1'51.792 11	<b>1'51.507</b> 9	1'57.159 13	2.910 0.098

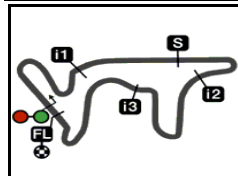
<b>Pole Position Record:</b>	2022	<b>Sergio GARCIA</b>	<b>1'48.429</b>	159.5 Km/h
<b>Best Race Lap:</b>	2022	<b>Andrea MIGNO</b>	<b>1'48.834</b>	158.9 Km/h
<b>All Time Lap Record:</b>	2022	<b>Sergio GARCIA</b>	<b>1'48.429</b>	159.5 Km/h

The results are provisional until the end of the limit for protest and appeals.

Time limit for protest expires 60' after publication of the results - ..... Time: .....

These data/results cannot be reproduced, stored and/or transmitted in whole or in part by any manner of electronic, mechanical, photocopying, recording, broadcasting or otherwise now known or herein after developed without the previous express consent by the copyright owner, except for reproduction in daily press and regular printed publications on sale to the public within 60 days of the event related to those data/results and always provided that copyright symbol appears together as follows below.

© DORNA, 2023



4806 m.

**GRAN PREMIO MICHELIN® DE LA REPÚBLICA ARGENTINA**

**Practice Nr. 3**

**Top Speed & Average**

**12**



Rider	Nation	Motorcycle	Top 5 speeds					Average	Top
54 <b>Riccardo ROSSI</b>	<b>ITA</b>	HONDA	236.9	234.2	232.9	232.9	232.9	234.0	<b>236.9</b>
10 <b>Diogo MOREIRA</b>	<b>BRA</b>	KTM	235.5	234.2	233.8	233.3	220.2	231.4	<b>235.5</b>
19 <b>Scott OGDEN</b>	<b>GBR</b>	HONDA	235.1	229.1	229.1	228.7	228.2	230.0	<b>235.1</b>
27 <b>Kaito TOBA</b>	<b>JPN</b>	HONDA	235.1	234.2	232.9	231.6	229.1	232.6	<b>235.1</b>
24 <b>Tatsuki SUZUKI</b>	<b>JPN</b>	HONDA	234.7	233.3	232.5	232.0	232.0	232.9	<b>234.7</b>
38 <b>David SALVADOR</b>	<b>SPA</b>	KTM	234.2	233.3	232.5	232.0	232.0	232.7	<b>234.2</b>
44 <b>David MUÑOZ</b>	<b>SPA</b>	KTM	234.2	233.3	232.5	232.0	227.4	231.9	<b>234.2</b>
43 <b>Xavier ARTIGAS</b>	<b>SPA</b>	CFMOTO	233.8	233.3	232.5	232.0	232.0	232.5	<b>233.8</b>
92 <b>David ALMANSA</b>	<b>SPA</b>	CFMOTO	233.8	233.8	233.3	233.3	233.3	233.5	<b>233.8</b>
5 <b>Jaume MASIA</b>	<b>SPA</b>	HONDA	233.3	231.6	231.2	231.2	230.8	231.5	<b>233.3</b>
16 <b>Andrea MIGNO</b>	<b>ITA</b>	KTM	233.3	230.8	230.8	229.9	229.5	230.6	<b>233.3</b>
22 <b>Ana CARRASCO</b>	<b>SPA</b>	KTM	232.9	230.8	229.9	229.9	229.5	230.3	<b>232.9</b>
82 <b>Stefano NEPA</b>	<b>ITA</b>	KTM	232.9	232.5	232.5	232.0	231.6	232.2	<b>232.9</b>
99 <b>José Antonio RUEDA</b>	<b>SPA</b>	KTM	232.9	232.0	231.2	230.3	229.1	230.8	<b>232.9</b>
6 <b>Ryusei YAMANAKA</b>	<b>JPN</b>	GASGAS	232.5	231.2	230.3	229.5	229.5	230.4	<b>232.5</b>
48 <b>Ivan ORTOLÁ</b>	<b>SPA</b>	KTM	232.5	232.0	231.6	231.6	230.8	231.4	<b>232.5</b>
53 <b>Deniz ÖNCÜ</b>	<b>TUR</b>	KTM	232.5	232.0	232.0	231.6	231.6	231.9	<b>232.5</b>
80 <b>David ALONSO</b>	<b>COL</b>	GASGAS	232.5	232.0	231.2	231.2	230.8	231.5	<b>232.5</b>
7 <b>Filippo FARIOLI</b>	<b>ITA</b>	KTM	232.0	231.6	231.2	231.2	230.8	231.4	<b>232.0</b>
55 <b>Romano FENATI</b>	<b>ITA</b>	HONDA	232.0	230.3	229.9	229.9	229.1	230.2	<b>232.0</b>
96 <b>Daniel HOLGADO</b>	<b>SPA</b>	KTM	231.6	231.6	230.8	230.8	230.3	231.0	<b>231.6</b>
18 <b>Matteo BERTELLE</b>	<b>ITA</b>	HONDA	231.2	228.2	227.4	227.4	227.0	228.0	<b>231.2</b>
63 <b>Syarifuddin AZMAN</b>	<b>MAL</b>	KTM	231.2	229.9	229.5	229.5	228.7	229.6	<b>231.2</b>
72 <b>Taiyo FURUSATO</b>	<b>JPN</b>	HONDA	230.8	229.9	229.9	229.5	229.5	229.9	<b>230.8</b>
70 <b>Joshua WHATLEY</b>	<b>GBR</b>	HONDA	229.5	229.1	228.7	228.2	228.2	228.7	<b>229.5</b>
64 <b>Mario AJI</b>	<b>INA</b>	HONDA	225.4	225.4	224.5	224.5	224.5	224.9	<b>225.4</b>
95 <b>Collin VEIJER</b>	<b>NED</b>	HUSQVARNA	221.0					221.0	<b>221.0</b>

These data/results cannot be reproduced, stored and/or transmitted in whole or in part by any manner of electronic, mechanical, photocopying, recording, broadcasting or otherwise now known or herein after developed without the previous express consent by the copyright owner, except for reproduction in daily press and regular printed publications on sale to the public within 60 days of the event related to those data/results and always provided that copyright symbol appears together as follows below.

© DORNA, 2023

Official MotoGP Timing by TISSOT  
www.motogp.com



Termas de Río Hondo, Saturday, April 01, 2023



Results and timing service provided by TISSOT

**Moto3™**

**GRAN PREMIO MICHELIN® DE LA REPÚBLICA ARGENTINA**

**Practice Nr. 3**

**Chronological Analysis of Performances**

**13**

\* Lap / Sector time cancelled T1 Time from finish line to 1st intermediate T2 Time from 1st intermed. to 2nd intermed. T3 Time from 2nd intermed. to 3rd intermed. T4 Time from 3rd intermediate to finish line  
P Crossing the finish line in pit lane

Lap	Lap Time	T1	T2	T3	T4	Speed	Lap	Lap Time	T1	T2	T3	T4	Speed	
<b>1st</b>	<b>55</b>	<b>Romano FENATI</b>					Rivacold Snipers Tea ITA	6	<b>2'01.618</b>	33.068	29.697	29.822	29.031	231.6
		Runs=2	Total laps=10	Full laps=7	Valid laps=7		7	<b>1'57.364</b>	31.778	28.897	28.655	28.034	232.0	
1	3'12.629	35.272	31.576	30.533	29.373	221.4	8	2'01.675 *	31.735	32.418	29.163*	28.359*	230.8	
2	<b>2'02.212</b>	33.668	30.035	29.845	28.664	225.8	9	2'01.568 P	32.293	32.381	29.407	27.487	221.0	
3	<b>2'00.079</b>	32.842	29.568	29.213	28.456	225.8	10	6'32.845	34.612	29.242	28.731	28.055	234.2	
4	2'04.464 P	33.656	30.480	30.075	30.253	219.4	11	<b>1'56.151</b>	31.799	28.870	28.068	27.414	232.5	
5	11'43.375	34.798	29.313	28.512	28.866	229.1	12	<b>1'55.130</b>	31.229	28.590	28.052	27.259	232.0	
6	<b>1'57.541</b>	32.215	28.929	28.235	28.162	227.8	13	<b>1'55.442</b>	31.254	28.620	28.117	27.451	233.3	
7	<b>1'56.074</b>	31.729	28.616	28.044	27.685	229.9	<b>5th</b>	<b>10</b>	<b>Diogo MOREIRA</b>					MT Helmets - MSI BRA
8	<b>1'55.313</b>	31.428	28.406	27.918	27.561	230.3			Runs=2	Total laps=5	Full laps=3	Valid laps=2		
9	<b>1'54.541</b>	31.258	28.358	27.762	27.163	229.9	1	19'35.037 P	33.162	32.125	30.419	27.890	220.2	
10	<b>1'53.875</b>	31.002	28.198	27.623	27.052	232.0	2	6'20.074	30.287	29.021	28.629	28.539	233.8	
<b>2nd</b>	<b>27</b>	<b>Kaito TOBA</b>					SIC58 Squadra Corse JPN	3	<b>1'57.140</b>	32.045	28.693	28.269	28.133	234.2
		Runs=2	Total laps=13	Full laps=10	Valid laps=10		4	<b>1'55.587</b>	31.445	28.635	27.858	27.649	233.3	
1	3'20.924	38.348	31.450	32.668	31.369	225.0	5	1'54.432 *	31.137	28.391	27.670	27.234*	235.5	
2	<b>2'06.619</b>	35.348	30.677	31.271	29.323	227.8	<b>6th</b>	<b>54</b>	<b>Riccardo ROSSI</b>					SIC58 Squadra Corse ITA
3	<b>2'02.879</b>	33.864	30.265	29.922	28.828	226.6			Runs=2	Total laps=13	Full laps=10	Valid laps=8		
4	<b>2'01.963</b>	33.322	30.047	29.939	28.655	228.7	1	3'40.624	35.409	31.090	30.860	29.511	224.1	
5	<b>2'00.596</b>	32.759	29.965	29.599	28.273	227.8	2	<b>2'02.221</b>	34.422	29.909	29.470	28.420	228.2	
6	2'02.674 P	32.588	29.831	29.376	30.879	227.8	3	<b>1'59.515</b>	33.074	29.510	28.976	27.955	230.8	
7	5'43.104	41.726	31.498	32.354	32.851	226.2	4	<b>1'58.700</b>	32.516	29.192	29.054	27.938	232.9	
8	<b>2'07.553</b>	36.907	29.961	30.138	30.547	228.7	5	<b>1'59.051</b>	32.203	29.230	29.266	28.352	236.9	
9	<b>2'03.283</b>	34.896	29.983	29.129	29.275	229.1	6	<b>1'59.102</b>	32.618	29.304	29.146	28.034	230.8	
10	<b>1'59.040</b>	32.854	29.132	28.631	28.423	235.1	7	1'57.969 *	32.147	29.293	28.821	27.708*	231.2	
11	<b>1'57.395</b>	32.382	29.248	28.098	27.667	234.2	8	1'57.545 *	31.957	28.971	28.772	27.845*	232.5	
12	<b>1'55.705</b>	31.553	28.939	27.821	27.392	231.6	9	<b>1'57.628</b>	31.896	29.195	28.672	27.865	234.2	
13	<b>1'54.569</b>	31.230	28.482	27.640	27.217	232.9	10	2'06.138 P	34.481	31.479	30.637*	29.541	214.2	
<b>3rd</b>	<b>53</b>	<b>Deniz ÖNCÜ</b>					Red Bull KTM Ajo TUR	11	4'38.110	32.802	30.465	32.210	28.931	223.3
		Runs=1	Total laps=7	Full laps=6	Valid laps=6		12	<b>1'57.839</b>	32.544	29.045	28.418	27.832	232.9	
1	19'38.250	32.939	29.363	29.049	27.727	229.9	13	<b>1'55.779</b>	31.634	28.654	28.187	27.304	232.9	
2	<b>1'55.771</b>	31.471	28.785	28.467	27.048	232.0	<b>7th</b>	<b>19</b>	<b>Scott OGDEN</b>					VisionTrack Racing T GBR
3	<b>1'54.832</b>	31.219	28.827	27.933	26.853	232.5			Runs=1	Total laps=16	Full laps=15	Valid laps=15		
4	<b>1'54.850</b>	31.010	29.004	28.177	26.659	232.0	1	2'26.201	34.767	31.085	31.199	29.325	222.2	
5	<b>1'54.967</b>	31.257	28.882	27.964	26.864	231.6	2	<b>2'01.165</b>	33.165	29.781	29.850	28.369	225.0	
6	<b>1'55.044</b>	31.252	29.017	27.906	26.869	230.8	3	<b>1'59.848</b>	32.989	29.381	29.438	28.040	226.2	
7	<b>1'57.580</b>	31.203	28.800	29.624	27.953	231.6	4	<b>1'59.154</b>	32.519	29.416	29.215	28.004	226.2	
<b>4th</b>	<b>38</b>	<b>David SALVADOR</b>					CIP Green Power SPA	5	<b>1'58.226</b>	32.156	29.210	29.021	27.839	227.4
		Runs=2	Total laps=13	Full laps=10	Valid laps=9		6	<b>1'57.337</b>	31.877	28.954	28.927	27.579	227.0	
1	2'54.440	37.298	31.213	32.043	29.788	221.8	7	<b>1'57.480</b>	31.811	29.113	29.011	27.545	226.6	
2	<b>2'03.443</b>	34.676	29.833	30.049	28.885	227.0	8	<b>1'57.189</b>	31.664	29.005	28.913	27.607	227.8	
3	<b>2'00.113</b>	33.073	29.611	29.205	28.224	227.4	9	<b>1'56.832</b>	31.578	28.959	28.797	27.498	227.8	
4	<b>1'58.265</b>	32.085	29.005	29.052	28.123	232.0	10	<b>1'56.783</b>	31.550	28.991	28.673	27.569	227.4	
5	<b>1'58.026</b>	31.928	29.168	28.923	28.007	229.5	11	<b>1'57.064</b>	31.669	28.961	28.942	27.492	228.2	

**Fastest Lap:** Romano FENATI Rivacold Snipers Tea ITA **1'53.875** 31.002 28.198 27.623 27.052

These data/results cannot be reproduced, stored and/or transmitted in whole or in part by any manner of electronic, mechanical, photocopying, recording, broadcasting or otherwise now known or herein after developed without the previous express consent by the copyright owner, except for reproduction in daily press and regular printed publications on sale to the public within 60 days of the event related to those data/results and always provided that copyright symbol appears together as follows below.  
© DORNA, 2023



## Practice Nr. 3

## Moto3

Lap	Lap Time	T1	T2	T3	T4	Speed	Lap	Lap Time	T1	T2	T3	T4	Speed
12	1'56.689	31.586	28.937	28.580	27.586	229.1	14	1'57.000	31.574	28.955	28.684	27.787	230.8
13	1'56.274	31.366	28.920	28.533	27.455	229.1	15	1'56.712	31.741	28.879	28.684	27.408	229.5
14	1'56.086	31.307	28.803	28.531	27.445	227.4	<b>11th 80 David ALONSO</b> Autosolar GASGAS A COL						
15	1'56.794	31.385	29.187	28.610	27.612	228.7	Runs=2 Total laps=12 Full laps=9 Valid laps=8						
16	1'55.937	31.441	28.643	28.309	27.544	235.1	1	5'33.115	39.170	33.668	33.687	31.938	217.5
<b>8th 48 Ivan ORTOLÁ</b> Angeluss MTA Team SPA							2	2'08.426	35.752	31.082	31.533	30.059	225.0
Runs=2 Total laps=14 Full laps=11 Valid laps=10							3	2'03.068	33.843	29.799	30.235	29.191	230.8
1	3'35.873	36.947	33.145	33.015	30.621	217.9	4	2'04.098	34.289	31.026	30.126	28.657	222.2
2	2'04.722	34.590	30.520	30.540	29.072	223.7	5	2'00.841	32.877	29.642	29.683	28.639	230.3
3	2'00.909	33.051	29.893	29.541	28.424	225.4	6	2'01.573	33.006	29.706	29.923	28.938	229.9
4	1'59.173	32.398	29.415	29.208	28.152	228.7	7	1'59.338	32.813	29.341	29.094	28.090	231.2
5	1'59.198	32.359	29.244	29.353	28.242	232.5	8	1'57.841	32.168	28.984	28.874	27.815	232.0
6	1'59.746	33.180	29.242	29.121	28.203	230.8	9	1'57.837	32.046	28.950	28.934	27.907	232.5
7	1'58.014	32.124	29.217	28.868	27.805	231.6	10	2'03.888	33.356	29.984	30.598	29.950	228.2
8	1'57.383	32.082	29.127	28.534	27.640	231.6	11	5'04.879	35.780	29.698	29.695	27.864	227.4
9	1'57.736	31.894	29.196	28.777	27.869	232.0	12	1'56.704	31.914	28.880	28.515	27.395	231.2
10	1'57.790	32.075	29.056	28.726	27.933	229.1	<b>12th 96 Daniel HOLGADO</b> Red Bull KTM Tech3 SPA						
11	1'57.227	31.815	28.944	28.559	27.909	230.8	Runs=1 Total laps=7 Full laps=5 Valid laps=4						
12	2'02.452	34.068	30.880	29.991	27.513	230.8	1	15'03.027	35.640	30.516	30.595	29.535	230.8
13	4'22.357	34.215	29.745	28.937	28.474	228.2	2	2'01.774	33.325	29.649	29.637	29.163	230.3
14	1'56.090	31.710	28.628	28.082	27.670	230.8	3	1'58.574	32.287	29.192	28.876	28.219	231.6
<b>9th 16 Andrea MIGNO</b> CIP Green Power ITA							4	1'58.018	31.939	28.984	28.991	28.104	231.6
Runs=1 Total laps=15 Full laps=14 Valid laps=14							5	2'00.849	35.380	28.922	28.648	27.899	230.8
1	2'51.299	34.160	30.885	30.759	29.626	221.4	6	1'56.726	31.571	28.626	28.711	27.818	229.9
2	2'02.322	33.690	30.099	30.067	28.466	225.4	7	1'59.989	31.441	28.698	30.727	29.123	229.9
3	1'59.273	32.606	29.431	29.241	27.995	226.6	<b>13th 24 Tatsuki SUZUKI</b> Leopard Racing JPN						
4	1'57.604	32.154	29.105	28.827	27.518	228.2	Runs=2 Total laps=9 Full laps=6 Valid laps=5						
5	1'59.198	32.778	29.395	29.037	27.988	227.4	1	14'05.115	36.872	30.382	30.753	29.168	229.9
6	1'57.700	31.942	29.172	28.899	27.687	228.2	2	2'00.715	33.162	29.433	29.597	28.523	232.0
7	1'57.711	31.937	29.096	28.774	27.904	229.5	3	1'59.513	32.507	29.517	29.316	28.173	231.6
8	1'57.595	32.033	29.052	28.832	27.678	229.5	4	1'58.776	32.461	29.172	29.152	27.991	232.0
9	1'57.016	31.790	28.996	28.701	27.529	228.7	5	1'57.897	32.200	29.057	28.897	27.743	231.6
10	2'01.892	33.144	29.926	30.265	28.557	225.0	6	2'03.944	32.282	30.421	30.448	30.793	227.0
11	1'56.846	31.748	28.986	28.635	27.477	229.9	7	3'31.820	31.733	28.987	28.696	27.595	233.3
12	1'56.557	31.549	28.951	28.565	27.492	230.8	8	1'56.855	31.821	28.937	28.520	27.577	234.7
13	2'03.940	31.590	30.653	32.331	29.366	230.8	9	1'56.768	31.740	28.793	28.566	27.669	232.5
14	1'59.331	32.025	30.100	29.658	27.548	228.2	<b>14th 92 David ALMANSA</b> CFMOTO Racing Pru SPA						
15	1'56.754	31.588	28.936	28.811	27.419	233.3	Runs=2 Total laps=13 Full laps=10 Valid laps=10						
<b>10th 7 Filippo FARIOLI</b> Red Bull KTM Tech3 ITA							1	5'57.741	35.895	30.990	31.321	29.783	227.0
Runs=1 Total laps=15 Full laps=14 Valid laps=13							2	2'01.320	33.590	29.691	29.754	28.285	230.3
1	2'54.264	34.589	31.193	31.720	29.815	225.4	3	1'58.227	32.286	29.002	29.006	27.933	232.0
2	2'04.002	34.741	30.222	30.079	28.960	227.4	4	1'58.371	32.102	29.088	29.215	27.966	232.5
3	2'00.746	33.427	29.631	29.517	28.171	230.3	5	1'58.324	32.198	29.105	29.171	27.850	231.6
4	1'58.150	32.424	29.370	28.864	27.492	231.2	6	1'57.881	32.095	29.088	28.977	27.721	233.8
5	1'57.472	32.139	28.956	28.783	27.594	232.0	7	1'57.882	32.201	28.880	29.090	27.711	233.8
6	1'59.373	32.209	29.493	29.464	28.207	228.2	8	1'57.234	31.886	28.833	28.904	27.611	233.3
7	2'02.333	32.155	29.226	32.285	28.667	228.2	9	1'57.985	31.603	28.932	29.064	28.386	233.3
8	1'57.973	32.457	29.112	28.834	27.570	231.6	10	4'04.825	33.152	29.304	29.681	28.153	232.5
9	1'57.698	32.133	29.115	28.863	27.587	228.2	11	1'57.920	32.209	29.148	28.899	27.664	233.3
10	1'57.642	32.137	29.063	28.768	27.674	229.9	12	1'56.882	31.791	29.001	28.741	27.349	232.9
11	1'56.584	31.736	28.855	28.537	27.456	230.3	13	1'57.162	31.769	28.894	28.792	27.707	233.3
12	1'57.856	31.772	29.349	28.890	27.845	231.2							
13	1'56.872	31.967	28.934	28.566	27.405	230.3							

**Fastest Lap:** Romano FENATI Rivacold Snipers Tea ITA 1'53.875 31.002 28.198 27.623 27.052

These data/results cannot be reproduced, stored and/or transmitted in whole or in part by any manner of electronic, mechanical, photocopying, recording, broadcasting or otherwise now known or herein after developed without the previous express consent by the copyright owner, except for reproduction in daily press and regular printed publications on sale to the public within 60 days of the event related to those data/results and always provided that copyright symbol appears together as follows below.  
© DORNA, 2023

Official MotoGP Timing by TISSOT  
www.motogp.com

Termas de Río Hondo, Saturday, April 01, 2023 Page 2 of 4



# Practice Nr. 3

# Moto3

Lap	Lap Time	T1	T2	T3	T4	Speed	Lap	Lap Time	T1	T2	T3	T4	Speed	
<b>15th</b>	<b>82</b>	<b>Stefano NEPA</b>					Angeluss MTA Team ITA	13	<b>1'57.159</b>	32.043	29.149	<b>28.566</b>	<b>27.401</b>	229.1
		Runs=2	Total laps=12	Full laps=9	Valid laps=9		14	<b>1'57.709</b>	32.078	29.391	28.618	27.622	226.6	
							15	<b>2'00.123</b>	<b>31.948</b>	29.684	29.495	28.996	224.5	
1	3'46.771	33.838	31.522	31.740	30.004	224.1								
2	<b>2'03.139</b>	33.879	30.290	30.310	28.660	227.8								
3	<b>2'00.164</b>	32.692	29.724	29.598	28.150	229.5								
4	<b>1'59.106</b>	32.297	29.496	29.291	28.022	230.8								
5	<b>1'58.646</b>	32.154	29.396	29.192	27.904	230.8								
6	<b>1'58.318</b>	32.132	29.249	29.075	27.862	231.6								
7	<b>1'58.397</b>	32.283	29.213	28.919	27.982	232.5								
8	1'57.963 P	32.152	29.296	28.749	<b>27.766</b>	<b>232.9</b>								
9	6'34.806	32.207	29.303	<b>28.715</b>	27.787	230.3								
10	<b>1'57.463</b>	31.968	28.906	28.778	27.811	232.5								
11	<b>1'57.092</b>	31.933	<b>28.886</b>	28.743	<b>27.530</b>	232.0								
12	<b>1'56.914</b>	<b>31.643</b>	28.977	28.755	27.539	231.6								
<b>16th</b>	<b>99</b>	<b>José Antonio RUED</b>					Red Bull KTM Ajo SPA							
		Runs=1	Total laps=7	Full laps=6	Valid laps=3									
1	19'19.519	35.008	30.556	30.701	29.564	227.4								
2	2'01.258 *	33.850	29.573	29.385	28.450*	229.1								
3	<b>1'59.444</b>	32.719	29.373	29.191	28.161	230.3								
4	1'58.559 *	32.412	29.060	28.969	28.118*	232.0								
5	<b>1'58.411</b>	32.202	29.156	29.215	27.838	231.2								
6	1'58.557 *	32.202	29.851	28.752	27.752*	229.1								
7	<b>1'57.016</b>	<b>31.892</b>	<b>28.877</b>	<b>28.637</b>	<b>27.610</b>	<b>232.9</b>								
<b>17th</b>	<b>63</b>	<b>Syarifuddin AZMAN</b>					MT Helmets - MSI MAL							
		Runs=2	Total laps=14	Full laps=11	Valid laps=11									
1	2'40.760	34.812	31.743	31.176	29.995	221.8								
2	<b>2'02.681</b>	34.053	30.111	29.847	28.670	226.2								
3	<b>1'59.875</b>	33.059	29.739	28.944	28.133	226.2								
4	<b>1'59.293</b>	32.689	29.425	29.144	28.035	226.6								
5	<b>1'59.117</b>	32.612	29.413	29.218	27.874	228.7								
6	<b>1'58.945</b>	32.469	29.428	29.094	27.954	227.8								
7	<b>1'58.388</b>	32.387	29.295	28.954	27.752	227.4								
8	<b>1'57.636</b>	32.075	29.128	28.652	27.781	229.9								
9	<b>1'57.902</b>	32.088	29.223	28.701	27.890	228.7								
10	<b>1'57.198</b>	<b>31.871</b>	29.180	28.660	<b>27.487</b>	229.5								
11	<b>1'57.155</b>	31.926	<b>28.990</b>	<b>28.598</b>	27.641	<b>231.2</b>								
12	<b>2'00.345</b>	31.969	29.810	29.636	28.930	229.5								
13	2'02.032 P	32.817	30.043	30.722	28.450	225.0								
14	4'04.670	33.286	30.199	28.778	27.859	222.9								
<b>18th</b>	<b>70</b>	<b>Joshua WHATLEY</b>					VisionTrack Racing T GBR							
		Runs=1	Total laps=15	Full laps=14	Valid laps=14									
1	2'45.181	36.555	31.718	32.247	31.205	221.8								
2	<b>2'07.850</b>	35.631	31.227	31.270	29.722	223.3								
3	<b>2'02.296</b>	33.946	29.861	29.696	28.793	225.8								
4	<b>2'01.599</b>	33.638	29.967	29.604	28.390	225.4								
5	<b>1'59.575</b>	32.750	29.653	29.125	28.047	228.7								
6	<b>1'59.755</b>	32.589	29.598	29.249	28.319	227.8								
7	<b>1'58.934</b>	32.430	29.378	28.959	28.167	228.2								
8	<b>1'58.966</b>	32.368	29.294	29.242	28.062	228.2								
9	<b>1'59.123</b>	32.712	<b>29.149</b>	28.964	28.298	<b>229.5</b>								
10	<b>1'59.174</b>	32.487	29.412	29.080	28.195	227.8								
11	<b>1'58.567</b>	32.561	29.253	28.851	27.902	227.8								
12	<b>1'58.369</b>	32.418	29.427	28.734	27.790	227.0								
<b>19th</b>	<b>64</b>	<b>Mario AJI</b>					Honda Team Asia INA							
		Runs=1	Total laps=14	Full laps=13	Valid laps=10									
1	4'37.472 *	32.526	30.284	30.253*	29.919*	219.8								
2	<b>2'00.042</b>	33.070	29.588	29.276	28.108	221.0								
3	<b>1'59.469</b>	32.655	29.463	29.233	28.118	222.2								
4	<b>1'58.799</b>	32.320	29.372	29.149	27.958	224.5								
5	1'59.248 *	32.050	29.901	29.102*	28.195*	222.9								
6	<b>1'57.714</b>	31.738	29.281	28.899	27.796	224.1								
7	<b>1'58.080</b>	31.944	29.611	28.869	27.656	224.1								
8	1'58.202 *	32.037	29.419	28.948	27.798*	223.3								
9	<b>1'57.876</b>	32.051	29.337	28.858	<b>27.630</b>	224.5								
10	<b>1'57.400</b>	31.557	<b>29.170</b>	28.875	27.798	223.7								
11	1'57.940 *	31.758	29.309	29.038	27.835*	224.5								
12	<b>1'57.493</b>	31.767	29.172	28.702	27.852	<b>225.4</b>								
13	<b>1'57.212</b>	31.603	29.221	28.745	27.643	225.4								
14	<b>1'57.228</b>	<b>31.534</b>	29.412	<b>28.646</b>	27.636	224.1								
<b>20th</b>	<b>6</b>	<b>Ryusei YAMANAKA</b>					Autosolar GASGAS A JPN							
		Runs=1	Total laps=14	Full laps=13	Valid laps=12									
1	5'28.703	33.240	30.912	31.333	29.613	223.7								
2	<b>2'04.334</b>	34.293	30.431	30.357	29.253	224.1								
3	<b>2'01.524</b>	33.538	29.782	29.777	28.427	227.4								
4	<b>2'00.315</b>	32.816	29.599	29.643	28.257	227.0								
5	<b>2'00.054</b>	32.942	29.283	29.479	28.350	229.5								
6	<b>1'59.129</b>	32.386	29.476	29.180	28.087	228.2								
7	<b>1'59.362</b>	32.322	29.731	29.154	28.155	225.4								
8	<b>1'59.580</b>	32.246	29.984	29.497	27.853	225.8								
9	<b>1'58.051</b>	32.357	29.032	28.806	27.856	<b>232.5</b>								
10	<b>1'57.342</b>	32.023	<b>28.965</b>	<b>28.729</b>	27.625	231.2								
11	<b>2'01.558</b>	32.334	31.612	29.437	28.175	229.5								
12	1'58.351 *	31.973	29.353	29.539*	27.486*	229.5								
13	<b>1'57.266</b>	31.920	29.133	28.779	<b>27.434</b>	228.7								
14	<b>1'57.902</b>	<b>31.907</b>	29.100	28.980	27.915	230.3								
<b>21st</b>	<b>43</b>	<b>Xavier ARTIGAS</b>					CFMOTO Racing Pru SPA							
		Runs=1	Total laps=13	Full laps=11	Valid laps=10									
1	2'56.167	35.018	31.245	31.510	29.818	223.7								
2	<b>2'01.964</b>	33.609	30.054	29.779	28.522	230.8								
3	<b>2'00.124</b>	33.231	29.618	29.216	28.059	231.2								
4	<b>1'58.462</b>	32.313	29.226	29.002	<b>27.921</b>	232.0								
5	<b>1'58.186</b>	32.057	29.146	28.892	28.091	232.0								
6	<b>2'01.991</b>	32.197	29.690	29.508	30.596	233.3								
7	<b>1'57.926</b>	31.991	29.009	28.883	28.043	232.0								
8	<b>1'58.353</b>	31.856	28.930	29.198	28.369	232.5								
9	<b>2'12.179</b>	35.213	36.096	32.040	28.830	179.7								
10	1'58.324 *	32.253	29.244	28.808	28.019*	232.0								
11	<b>1'57.879</b>	32.066	29.097	28.702	28.014	230.8								
12	<b>1'57.397</b>	<b>31.814</b>	<b>28.925</b>	<b>28.701</b>	27.957	232.0								
13	2'00.544 P	31.945	28.933	29.332	30.334	<b>233.8</b>								

**Fastest Lap:** Romano FENATI Rivacold Snipers Tea ITA **1'53.875** 31.002 28.198 27.623 27.052

These data/results cannot be reproduced, stored and/or transmitted in whole or in part by any manner of electronic, mechanical, photocopying, recording, broadcasting or otherwise now known or herein after developed without the previous express consent by the copyright owner, except for reproduction in daily press and regular printed publications on sale to the public within 60 days of the event related to those data/results and always provided that copyright symbol appears together as follows below.  
© DORNA, 2023



## Practice Nr. 3

## Moto3

Lap	Lap Time	T1	T2	T3	T4	Speed	Lap	Lap Time	T1	T2	T3	T4	Speed	
<b>22nd</b>	<b>72</b>	<b>Taiyo FURUSATO</b> Honda Team Asia JPN						4	<b>1'58.188</b>	31.854	29.177	29.103	28.054	231.6
		Runs=1	Total laps=15	Full laps=14	Valid laps=14		5	<b>1'58.400</b>	32.095	29.279	28.926	28.100	231.2	
1	3'25.751	34.640	31.775	32.754	30.944	221.8	6	<b>1'57.662</b>	32.015	29.122	28.703	27.822	230.8	
2	<b>2'07.473</b>	35.783	30.861	31.327	29.502	224.5	7	1'58.083 *	32.035	29.341	28.848	27.859*	229.9	
3	<b>2'03.812</b>	34.174	30.231	30.353	29.054	225.4	8	<b>1'59.347</b>	32.022	29.354	29.491	28.480	230.3	
4	<b>2'02.242</b>	33.688	29.886	29.911	28.757	227.0								
5	<b>2'01.155</b>	33.434	29.958	29.386	28.377	227.4								
6	<b>2'00.241</b>	32.963	29.455	29.466	28.357	230.8								
7	<b>2'01.412</b>	33.603	29.886	29.445	28.478	227.8								
8	<b>1'59.932</b>	32.930	29.599	29.204	28.199	227.8								
9	<b>1'59.639</b>	32.930	29.472	29.010	28.227	229.5								
10	<b>1'59.660</b>	32.900	29.577	29.167	28.016	229.1								
11	<b>1'58.618</b>	32.592	29.183	28.931	27.912	229.9								
12	<b>1'58.784</b>	32.493	29.332	28.994	27.965	229.9								
13	<b>1'58.148</b>	32.433	29.322	28.774	27.619	229.1								
14	<b>1'57.545</b>	32.173	29.115	28.625	27.632	229.5								
15	<b>1'57.427</b>	31.822	29.192	28.649	27.764	229.5								
							<b>26th</b>	<b>44</b>	<b>David MUÑOZ</b> BOE Motorsports SPA					
									Runs=2	Total laps=7	Full laps=4	Valid laps=3		
							1	16'30.653	34.948	30.984	31.095	29.577	227.4	
							2	2'00.944 *	33.449	29.365	29.897	28.233*	233.3	
							3	<b>1'59.273</b>	32.743	29.365	29.247	27.918	232.5	
							4	<b>1'58.253</b>	32.245	29.251	29.041	27.716	232.0	
							5	<b>1'58.724</b>	32.050	29.283	29.263	28.128	234.2	
							6	2'05.873 P	34.718	30.575	30.460	30.120	221.8	
							7	4'27.227	34.939	30.936	31.042	30.074	223.3	
							<b>28th</b>	<b>95</b>	<b>Collin VEIJER</b> Liqui Moly Husqvarna NED					
									Runs=1	Total laps=1	Full laps=0	Valid laps=0		
							1	30'54.857	38.738	33.327	33.899	31.559	221.0	

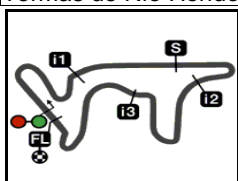
<b>23rd</b>	<b>22</b>	<b>Ana CARRASCO</b> BOE Motorsports SPA				
		Runs=1	Total laps=14	Full laps=13	Valid laps=13	
1	4'24.826	40.609	34.705	34.607	32.457	211.6
2	<b>2'08.682</b>	35.991	30.720	31.592	30.379	227.0
3	<b>2'04.754</b>	34.335	30.473	30.826	29.120	225.4
4	<b>2'02.275</b>	33.059	30.111	30.221	28.884	229.1
5	<b>2'04.145</b>	35.354	29.980	30.179	28.632	226.6
6	<b>2'00.365</b>	32.528	29.522	29.874	28.441	228.2
7	<b>1'59.634</b>	32.803	29.500	29.241	28.090	229.9
8	<b>1'59.045</b>	32.376	29.339	29.179	28.151	229.1
9	<b>1'58.843</b>	32.404	29.214	29.175	28.050	229.5
10	<b>1'58.606</b>	32.058	29.235	29.050	28.263	229.5
11	<b>2'03.687</b>	31.923	29.485	29.882	32.397	229.5
12	<b>1'58.092</b>	32.199	28.946	28.986	27.961	232.9
13	<b>1'57.939</b>	31.944	29.229	28.940	27.826	229.9
14	<b>1'57.451</b>	31.832	29.029	28.891	27.699	230.8

<b>24th</b>	<b>18</b>	<b>Matteo BERTELLE</b> Rivacold Snipers Tea ITA				
		Runs=2	Total laps=13	Full laps=10	Valid laps=10	
1	3'03.454	34.843	31.608	31.414	29.261	223.3
2	<b>2'03.006</b>	33.933	30.335	30.215	28.523	225.4
3	<b>2'01.280</b>	33.093	29.926	29.925	28.336	226.2
4	<b>2'00.361</b>	32.680	29.761	29.529	28.391	226.2
5	<b>1'59.980</b>	32.597	29.710	29.362	28.311	226.2
6	<b>2'00.200</b>	32.703	29.589	29.437	28.471	226.2
7	<b>1'59.912</b>	32.496	29.627	29.352	28.437	227.0
8	<b>1'59.728</b>	32.488	29.515	29.291	28.434	227.4
9	2'08.496 P	34.426	31.794	31.942	30.334	204.0
10	5'17.599	33.030	30.277	30.651	29.827	228.2
11	<b>2'00.030</b>	33.077	29.122	29.247	28.584	231.2
12	<b>1'58.137</b>	32.148	29.087	28.870	28.032	227.4
13	<b>1'57.640</b>	31.882	29.100	28.467	28.191	227.0

<b>25th</b>	<b>5</b>	<b>Jaume MASIA</b> Leopard Racing SPA				
		Runs=1	Total laps=8	Full laps=7	Valid laps=6	
1	17'38.763 *	35.234	29.759	30.073	28.748*	231.2
2	<b>2'00.040</b>	32.952	29.451	29.432	28.205	230.8
3	<b>1'58.092</b>	32.076	29.125	29.113	27.778	233.3

**Fastest Lap:** Romano FENATI Rivacold Snipers Tea ITA **1'53.875** 31.002 28.198 27.623 27.052

These data/results cannot be reproduced, stored and/or transmitted in whole or in part by any manner of electronic, mechanical, photocopying, recording, broadcasting or otherwise now known or herein after developed without the previous express consent by the copyright owner, except for reproduction in daily press and regular printed publications on sale to the public within 60 days of the event related to those data/results and always provided that copyright symbol appears together as follows below.  
© DORNA, 2023



4806 m.

# GRAN PREMIO MICHELIN® DE LA REPÚBLICA ARGENTINA

## Practice Nr. 3

### Best Partial Times

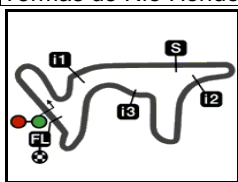
*IT* Ideal Lap Time, sum of the best partial times

*BT* Best Lap Time

T1			T2			T3			T4			IT		BT
Pos	Rider	Time	Rider	Time	Rider	Time	Rider	Time	Pos	Rider	IT	BT		
1	R.FENATI	31.002	R.FENATI	28.198	R.FENATI	27.623	D.ÖNCÜ	26.659	1	R.FENATI	1'53.875	1'53.875	(1)	
2	D.ÖNCÜ	31.010	D.MOREIRA	28.391	K.TOBA	27.640	R.FENATI	27.052	2	D.ÖNCÜ	1'54.360	1'54.832	(3)	
3	D.MOREIRA	31.137	K.TOBA	28.482	D.MOREIRA	27.670	K.TOBA	27.217	3	K.TOBA	1'54.569	1'54.569	(2)	
4	D.SALVADOR	31.229	D.SALVADOR	28.590	D.ÖNCÜ	27.906	D.SALVADOR	27.259	4	D.MOREIRA	1'54.847	1'55.587	(5)	
5	K.TOBA	31.230	D.HOLGADO	28.626	D.SALVADOR	28.052	R.ROSSI	27.304	5	D.SALVADOR	1'55.130	1'55.130	(4)	
6	S.OGDEN	31.307	I.ORTOLÁ	28.628	I.ORTOLÁ	28.082	D.ALMANSA	27.349	6	S.OGDEN	1'55.704	1'55.937	(7)	
7	D.HOLGADO	31.441	S.OGDEN	28.643	R.ROSSI	28.187	D.ALMANSA	27.395	7	R.ROSSI	1'55.779	1'55.779	(6)	
8	M.AJI	31.534	R.ROSSI	28.654	S.OGDEN	28.309	J.WHATLEY	27.401	8	I.ORTOLÁ	1'56.060	1'56.090	(8)	
9	A.MIGNO	31.549	D.ÖNCÜ	28.785	M.BERTELLE	28.467	F.FARIOLI	27.405	9	F.FARIOLI	1'56.371	1'56.584	(10)	
10	F.FARIOLI	31.574	T.SUZUKI	28.793	D.ALMANSA	28.515	A.MIGNO	27.419	10	A.MIGNO	1'56.469	1'56.557	(9)	
11	D.ALMANSA	31.603	D.ALMANSA	28.833	T.SUZUKI	28.520	R.YAMANAKA	27.434	11	D.ALMANSA	1'56.526	1'56.882	(14)	
12	R.ROSSI	31.634	F.FARIOLI	28.855	F.FARIOLI	28.537	S.OGDEN	27.445	12	D.HOLGADO	1'56.533	1'56.726	(12)	
13	S.NEPA	31.643	J.RUEDA	28.877	A.MIGNO	28.565	S.AZMAN	27.487	13	T.SUZUKI	1'56.630	1'56.855	(13)	
14	I.ORTOLÁ	31.710	D.ALMANSA	28.880	J.WHATLEY	28.566	S.NEPA	27.530	14	D.ALMANSA	1'56.704	1'56.704	(11)	
15	T.SUZUKI	31.740	S.NEPA	28.886	S.AZMAN	28.598	T.SUZUKI	27.577	15	S.NEPA	1'56.774	1'56.914	(15)	
16	X.ARTIGAS	31.814	X.ARTIGAS	28.925	T.FURUSATO	28.625	J.RUEDA	27.610	16	S.AZMAN	1'56.946	1'57.155	(17)	
17	T.FURUSATO	31.822	A.MIGNO	28.936	J.RUEDA	28.637	T.FURUSATO	27.619	17	M.AJI	1'56.980	1'57.212	(19)	
18	A.CARRASCO	31.832	A.CARRASCO	28.946	M.AJI	28.646	M.AJI	27.630	18	J.RUEDA	1'57.016	1'57.016	(16)	
19	J.MASIA	31.854	R.YAMANAKA	28.965	D.HOLGADO	28.648	I.ORTOLÁ	27.640	19	R.YAMANAKA	1'57.035	1'57.266	(20)	
20	S.AZMAN	31.871	S.AZMAN	28.990	X.ARTIGAS	28.701	D.MOREIRA	27.649	20	J.WHATLEY	1'57.064	1'57.159	(18)	
21	M.BERTELLE	31.882	M.BERTELLE	29.087	J.MASIA	28.703	A.CARRASCO	27.699	21	T.FURUSATO	1'57.181	1'57.427	(22)	
22	J.RUEDA	31.892	T.FURUSATO	29.115	S.NEPA	28.715	D.MUÑOZ	27.716	22	X.ARTIGAS	1'57.361	1'57.397	(21)	
23	R.YAMANAKA	31.907	J.MASIA	29.122	R.YAMANAKA	28.729	J.MASIA	27.778	23	A.CARRASCO	1'57.368	1'57.451	(23)	
24	D.ALMANSA	31.914	J.WHATLEY	29.149	D.ALMANSA	28.741	D.HOLGADO	27.818	24	J.MASIA	1'57.457	1'57.662	(25)	

These data/results cannot be reproduced, stored and/or transmitted in whole or in part by any manner of electronic, mechanical, photocopying, recording, broadcasting or otherwise now known or herein after developed without the previous express consent by the copyright owner, except for reproduction in daily press and regular printed publications on sale to the public within 60 days of the event related to those data/results and always provided that copyright symbol appears together as follows below.  
© DORNA, 2023





4806 m.

GRAN PREMIO MICHELIN® DE LA REPÚBLICA ARGENTINA

Practice Nr. 3

Best Partial Times

IT Ideal Lap Time, sum of the best partial times

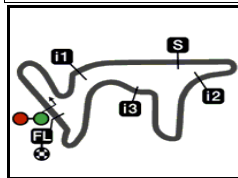
BT Best Lap Time

		<b>T1</b>		<b>T2</b>		<b>T3</b>		<b>T4</b>					
Pos	Rider	Time	Rider	Time	Rider	Time	Rider	Time	Pos	Rider	IT	BT	
25	J.WHATLEY	31.948	M.AJI	29.170	A.CARRASCO	28.891	X.ARTIGAS	27.921	25	<b>M.BERTELLE</b>	1'57.468	1'57.640	(24)
26	<b>D.MUÑOZ</b>	<b>32.050</b>	<b>D.MUÑOZ</b>	<b>29.251</b>	<b>D.MUÑOZ</b>	<b>29.041</b>	<b>M.BERTELLE</b>	<b>28.032</b>	26	<b>D.MUÑOZ</b>	1'58.058	1'58.253	(26)
	27C.VEIJER		C.VEIJER	33.327	C.VEIJER	33.899	C.VEIJER	31.559	-1	<b>C.VEIJER</b>			(-1)

These data/results cannot be reproduced, stored and/or transmitted in whole or in part by any manner of electronic, mechanical, photocopying, recording, broadcasting or otherwise now known or herein after developed without the previous express consent by the copyright owner, except for reproduction in daily press and regular printed publications on sale to the public within 60 days of the event related to those data/results and always provided that copyright symbol appears together as follows below.  
© DORNA, 2023

Official MotoGP Timing by   
www.motogp.com






4806 m.

## GRAN PREMIO MICHELIN® DE LA REPÚBLICA ARGENTINA

## Practice Nr. 3

## Fastest Laps Sequence

Practice Time	 Rider	Nation	Motorcycle	Time	Km/h	Rider's Lap
4'27.366	19 Scott OGDEN	GBR	HONDA	2'01.165	142.7	2
6'27.214	19 Scott OGDEN	GBR	HONDA	1'59.848	144.3	3
6'52.894	16 Andrea MIGNO	ITA	KTM	1'59.273	145.0	3
8'26.368	19 Scott OGDEN	GBR	HONDA	1'59.154	145.2	4
8'50.498	16 Andrea MIGNO	ITA	KTM	1'57.604	147.1	4
10'54.634	7 Filippo FARIOLI	ITA	KTM	1'57.472	147.2	5
12'21.931	19 Scott OGDEN	GBR	HONDA	1'57.337	147.4	6
16'16.600	19 Scott OGDEN	GBR	HONDA	1'57.189	147.6	8
18'13.432	19 Scott OGDEN	GBR	HONDA	1'56.832	148.0	9
20'10.215	19 Scott OGDEN	GBR	HONDA	1'56.783	148.1	10
21'34.021	53 Deniz ÖNCÜ	TUR	KTM	1'55.771	149.4	2
23'28.853	53 Deniz ÖNCÜ	TUR	KTM	1'54.832	150.6	3
28'46.228	55 Romano FENATI	ITA	HONDA	1'54.541	151.0	9
30'40.103	55 Romano FENATI	ITA	HONDA	1'53.875	151.9	10

These data/results cannot be reproduced, stored and/or transmitted in whole or in part by any manner of electronic, mechanical, photocopying, recording, broadcasting or otherwise now known or herein after developed without the previous express consent by the copyright owner, except for reproduction in daily press and regular printed publications on sale to the public within 60 days of the event related to those data/results and always provided that copyright symbol appears together as follows below.

© DORNA, 2023

Official MotoGP Timing by TISSOT  
www.motogp.com

Termas de Río Hondo, Saturday, April 01, 2023

