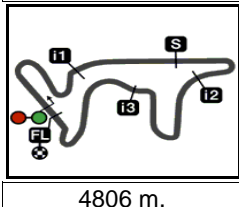


**GRAN PREMIO MICHELIN® DE LA REPÚBLICA ARGENTINA**

**Practice Nr. 2**

**Classification**

**6**



	<i>Rider</i>	<i>Nation</i>	<i>Team</i>	<i>Motorcycle</i>	<i>Time</i>	<i>Lap Total</i>	<i>Gap</i>	<i>Top Speed</i>
1	41 <b>Aleix ESPARGARO</b>	SPA	Aprilia Racing	APRILIA	<b>1'38.518</b>	20 21		<b>335.3</b>
2	12 <b>Maverick VIÑALES</b>	SPA	Aprilia Racing	APRILIA	<b>1'38.680</b>	24 26	0.162 0.162	<b>338.1</b>
3	72 <b>Marco BEZZECCHI</b>	ITA	Mooney VR46 Racing Team	DUCATI	<b>1'38.767</b>	19 24	0.249 0.087	<b>335.3</b>
4	10 <b>Luca MARINI</b>	ITA	Mooney VR46 Racing Team	DUCATI	<b>1'38.833</b>	23 25	0.315 0.066	<b>335.3</b>
5	5 <b>Johann ZARCO</b>	FRA	Prima Pramac Racing	DUCATI	<b>1'38.909</b>	20 22	0.391 0.076	<b>334.4</b>
6	1 <b>Francesco BAGNAIA</b>	ITA	Ducati Lenovo Team	DUCATI	<b>1'38.944</b>	19 20	0.426 0.035	<b>336.2</b>
7	89 <b>Jorge MARTIN</b>	SPA	Prima Pramac Racing	DUCATI	<b>1'39.006</b>	22 25	0.488 0.062	<b>336.2</b>
8	30 <b>Takaaki NAKAGAMI</b>	JPN	LCR Honda IDEMITSU	HONDA	<b>1'39.071</b>	25 25	0.553 0.065	<b>330.0</b>
9	21 <b>Franco MORBIDELLI</b>	ITA	Monster Energy Yamaha MotoGP	YAMAHA	<b>1'39.080</b>	21 23	0.562 0.009	<b>331.8</b>
10	42 <b>Alex RINS</b>	SPA	LCR Honda CASTROL	HONDA	<b>1'39.117</b>	22 24	0.599 0.037	<b>334.4</b>
11	73 <b>Alex MARQUEZ</b>	SPA	Gresini Racing MotoGP	DUCATI	<b>1'39.184</b>	21 26	0.666 0.067	<b>335.3</b>
12	33 <b>Brad BINDER</b>	RSA	Red Bull KTM Factory Racing	KTM	<b>1'39.202</b>	16 22	0.684 0.018	<b>332.7</b>
13	36 <b>Joan MIR</b>	SPA	Repsol Honda Team	HONDA	<b>1'39.237</b>	21 23	0.719 0.035	<b>330.9</b>
14	20 <b>Fabio QUARTARARO</b>	FRA	Monster Energy Yamaha MotoGP	YAMAHA	<b>1'39.264</b>	25 27	0.746 0.027	<b>334.4</b>
15	49 <b>Fabio DI GIANNANTONIO</b>	ITA	Gresini Racing MotoGP	DUCATI	<b>1'39.288</b>	24 25	0.770 0.024	<b>332.7</b>
16	43 <b>Jack MILLER</b>	AUS	Red Bull KTM Factory Racing	KTM	<b>1'39.376</b>	19 24	0.858 0.088	<b>332.7</b>
17	37 <b>Augusto FERNANDEZ</b>	SPA	GASGAS Factory Racing Tech3	KTM	<b>1'39.561</b>	16 20	1.043 0.185	<b>331.8</b>
18	25 <b>Raul FERNANDEZ</b>	SPA	CryptoDATA RNF MotoGP Team	APRILIA	<b>1'39.575</b>	21 23	1.057 0.014	<b>333.6</b>

**Practice condition: Dry**

Air: 24°

Humidity: 66%

Ground: 31°

<b>Fastest Lap:</b>	Lap: 20	<b>Aleix ESPARGARO</b>	<b>1'38.518</b>	175.6 Km/h
<b>Best Race Lap:</b>	2015	<b>Valentino ROSSI</b>	<b>1'39.019</b>	174.7 Km/h
<b>All Time Lap Record:</b>	2014	<b>Marc MARQUEZ</b>	<b>1'37.683</b>	177.1 Km/h

The results are provisional until the end of the limit for protest and appeals.

Time limit for protest expires 30' after publication of the results - ..... Time: .....

These data/results cannot be reproduced, stored and/or transmitted in whole or in part by any manner of electronic, mechanical, photocopying, recording, broadcasting or otherwise now known or herein after developed without the previous express consent by the copyright owner, except for reproduction in daily press and regular printed publications on sale to the public within 60 days of the event related to those data/results and always provided that copyright symbol appears together as follows below.

© DORNA, 2023

Official MotoGP Timing by **TISSOT**  
www.motogp.com



**Termas de Río Hondo, Friday, March 31, 2023**

**GRAN PREMIO MICHELIN® DE LA REPÚBLICA ARGENTINA**


**Practice Nr. 2**

**Combined Practice Times**

**7**



4806 m.

	Rider	Nation	Team	MOTORCYCLE	P1	P2	Gap
1	41 <b>A.ESPARGARO</b>	SPA	Aprilia Racing	APRILIA	1'39.491 18	<b>1'38.518</b> 20	
2	12 <b>M.VIÑALES</b>	SPA	Aprilia Racing	APRILIA	1'39.207 18	<b>1'38.680</b> 24	0.162 0.162
3	72 <b>M.BEZZECCHI</b>	ITA	Mooney VR46 Racing Team	DUCATI	1'39.700 15	<b>1'38.767</b> 19	0.249 0.087
4	10 <b>L.MARINI</b>	ITA	Mooney VR46 Racing Team	DUCATI	1'39.633 15	<b>1'38.833</b> 23	0.315 0.066
5	5 <b>J.ZARCO</b>	FRA	Prima Pramac Racing	DUCATI	1'39.628 16	<b>1'38.909</b> 20	0.391 0.076
6	1 <b>F.BAGNAIA</b>	ITA	Ducati Lenovo Team	DUCATI	1'39.751 17	<b>1'38.944</b> 19	0.426 0.035
7	89 <b>J.MARTIN</b>	SPA	Prima Pramac Racing	DUCATI	1'39.508 18	<b>1'39.006</b> 22	0.488 0.062
8	30 <b>T.NAKAGAMI</b>	JPN	LCR Honda IDEMITSU	HONDA	1'39.583 18	<b>1'39.071</b> 25	0.553 0.065
9	21 <b>F.MORBIDELLI</b>	ITA	Monster Energy Yamaha MotoGP	YAMAHA	1'39.696 15	<b>1'39.080</b> 21	0.562 0.009
10	42 <b>A.RINS</b>	SPA	LCR Honda CASTROL	HONDA	1'39.802 16	<b>1'39.117</b> 22	0.599 0.037
11	73 <b>A.MARQUEZ</b>	SPA	Gresini Racing MotoGP	DUCATI	1'39.610 18	<b>1'39.184</b> 21	0.666 0.067
12	33 <b>B.BINDER</b>	RSA	Red Bull KTM Factory Racing	KTM	1'40.264 19	<b>1'39.202</b> 16	0.684 0.018
13	36 <b>J.MIR</b>	SPA	Repsol Honda Team	HONDA	1'40.665 18	<b>1'39.237</b> 21	0.719 0.035
14	20 <b>F.QUARTARARO</b>	FRA	Monster Energy Yamaha MotoGP	YAMAHA	1'40.116 17	<b>1'39.264</b> 25	0.746 0.027
15	49 <b>F.DI GIANNANTO</b>	ITA	Gresini Racing MotoGP	DUCATI	1'39.926 17	<b>1'39.288</b> 24	0.770 0.024
16	43 <b>J.MILLER</b>	AUS	Red Bull KTM Factory Racing	KTM	1'40.037 15	<b>1'39.376</b> 19	0.858 0.088
17	37 <b>A.FERNANDEZ</b>	SPA	GASGAS Factory Racing Tech3	KTM	1'39.994 19	<b>1'39.561</b> 16	1.043 0.185
18	25 <b>R.FERNANDEZ</b>	SPA	CryptoDATA RNF MotoGP Team	APRILIA	1'40.336 16	<b>1'39.575</b> 21	1.057 0.014

<b>Pole Position Record:</b>	2014	<b>Marc MARQUEZ</b>	<b>1'37.683</b>	177.1 Km/h
<b>Best Race Lap:</b>	2015	<b>Valentino ROSSI</b>	<b>1'39.019</b>	174.7 Km/h
<b>All Time Lap Record:</b>	2014	<b>Marc MARQUEZ</b>	<b>1'37.683</b>	177.1 Km/h

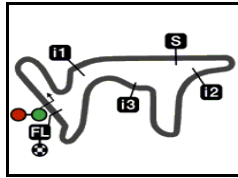
The results are provisional until the end of the limit for protest and appeals.

Time limit for protest expires 60' after publication of the results - ..... Time: .....

These data/results cannot be reproduced, stored and/or transmitted in whole or in part by any manner of electronic, mechanical, photocopying, recording, broadcasting or otherwise now known or herein after developed without the previous express consent by the copyright owner, except for reproduction in daily press and regular printed publications on sale to the public within 60 days of the event related to those data/results and always provided that copyright symbol appears together as follows below.

© DORNA, 2023





4806 m.

**GRAN PREMIO MICHELIN® DE LA REPÚBLICA ARGENTINA****Practice Nr. 2****Top Speed & Average****8**

<i>Rider</i>	<i>Nation</i>	<i>Motorcycle</i>	<i>Top 5 speeds</i>					<i>Average</i>	<i>Top</i>
12 <b>Maverick VIÑALES</b>	<b>SPA</b>	APRILIA	338.1	337.1	337.1	336.2	336.2	336.6	<b>338.1</b>
1 <b>Francesco BAGNAIA</b>	<b>ITA</b>	DUCATI	336.2	335.3	334.4	334.4	334.4	334.9	<b>336.2</b>
89 <b>Jorge MARTIN</b>	<b>SPA</b>	DUCATI	336.2	334.4	333.6	333.6	332.7	333.4	<b>336.2</b>
10 <b>Luca MARINI</b>	<b>ITA</b>	DUCATI	335.3	332.7	332.7	332.7	331.8	332.5	<b>335.3</b>
41 <b>Aleix ESPARGARO</b>	<b>SPA</b>	APRILIA	335.3	335.3	335.3	335.3	334.4	334.9	<b>335.3</b>
72 <b>Marco BEZZECCHI</b>	<b>ITA</b>	DUCATI	335.3	334.4	334.4	334.4	333.6	334.0	<b>335.3</b>
73 <b>Alex MARQUEZ</b>	<b>SPA</b>	DUCATI	335.3	334.4	332.7	332.7	332.7	333.4	<b>335.3</b>
5 <b>Johann ZARCO</b>	<b>FRA</b>	DUCATI	334.4	332.7	332.7	332.7	332.7	332.9	<b>334.4</b>
20 <b>Fabio QUARTARARO</b>	<b>FRA</b>	YAMAHA	334.4	333.6	333.6	331.8	330.9	331.8	<b>334.4</b>
42 <b>Alex RINS</b>	<b>SPA</b>	HONDA	334.4	333.6	333.6	332.7	330.9	332.7	<b>334.4</b>
25 <b>Raul FERNANDEZ</b>	<b>SPA</b>	APRILIA	333.6	332.7	331.8	330.9	330.9	331.8	<b>333.6</b>
33 <b>Brad BINDER</b>	<b>RSA</b>	KTM	332.7	331.8	331.8	331.8	331.8	332.0	<b>332.7</b>
43 <b>Jack MILLER</b>	<b>AUS</b>	KTM	332.7	332.7	331.8	331.8	331.8	332.0	<b>332.7</b>
49 <b>Fabio DI GIANNANTONIO</b>	<b>ITA</b>	DUCATI	332.7	332.7	332.7	331.8	331.8	332.1	<b>332.7</b>
21 <b>Franco MORBIDELLI</b>	<b>ITA</b>	YAMAHA	331.8	331.8	331.8	331.8	331.8	331.8	<b>331.8</b>
37 <b>Augusto FERNANDEZ</b>	<b>SPA</b>	KTM	331.8	330.9	330.9	330.9	330.0	330.6	<b>331.8</b>
36 <b>Joan MIR</b>	<b>SPA</b>	HONDA	330.9	330.9	330.0	330.0	330.0	330.4	<b>330.9</b>
30 <b>Takaaki NAKAGAMI</b>	<b>JPN</b>	HONDA	330.0	330.0	330.0	330.0	330.0	330.0	<b>330.0</b>

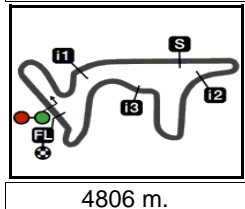
These data/results cannot be reproduced, stored and/or transmitted in whole or in part by any manner of electronic, mechanical, photocopying, recording, broadcasting or otherwise now known or herein after developed without the previous express consent by the copyright owner, except for reproduction in daily press and regular printed publications on sale to the public within 60 days of the event related to those data/results and always provided that copyright symbol appears together as follows below.

© DORNA, 2023

Official MotoGP Timing by **TISSOT**  
www.motogp.com



**Termas de Río Hondo, Friday, March 31, 2023**



**GRAN PREMIO MICHELIN® DE LA REPÚBLICA ARGENTINA**  
**Practice Nr. 2**  
**Chronological Analysis of Performances**

**9**

\* Lap / Sector time cancelled      T1 Time from finish line to 1st intermediate      T3 Time from 2nd intermed. to 3rd intermed.  
P Crossing the finish line in pit lane      T2 Time from 1st intermed. to 2nd intermed.      T4 Time from 3rd intermediate to finish line  
\*\*Tyre data subject to further updates

Lap	Lap Time	T1	T2	T3	T4	Speed	Lap	Lap Time	T1	T2	T3	T4	Speed	
<b>1st</b>	<b>41</b>	<b>Aleix ESPARGARO</b> APRILIA SPA						8	<b>1'40.289</b>	27.137	23.670	25.424	24.058	331.8
		Aprilia Racing						9	1'43.217 P	28.107	24.197	25.846	25.067	330.0
		Runs=4 Total laps=21 Full laps=14 Valid laps=14												
		Front Tyre Slick-Hard		Rear Tyre Slick-Medium										
		5 Laps at start		5 Laps at start										
Run #	1	14 Laps at start		14 Laps at start			Run #	2	14 Laps at start		14 Laps at start			
1	2'34.622	30.798	24.912	26.477	24.700	324.9	10	8'04.581	29.285	24.030	25.705	23.984	331.8	
2	<b>1'40.877</b>	27.450	23.975	25.453	23.999	332.7	11	<b>1'39.736</b>	27.111	23.646	25.192	23.787	334.4	
3	<b>1'41.236</b>	27.814	23.923	25.485	24.014	328.3	12	<b>1'40.176</b>	27.085	23.841	25.367	23.883	334.4	
4	<b>1'39.664</b>	27.069	23.625	25.117	23.853	335.3	13	<b>1'40.044</b>	27.077	23.681	25.397	23.889	334.4	
5	<b>1'39.627</b>	27.042	23.657	25.139	23.789	331.8	14	<b>1'40.098</b>	27.191	23.743	25.322	23.842	334.4	
6	<b>1'39.820</b>	27.113	23.653	25.211	23.843	330.0	15	<b>1'42.455</b>	27.214	23.638	26.759	24.844	334.4	
7	<b>1'40.029</b>	27.174	23.689	25.178	23.988	330.9	16	<b>1'40.813</b>	27.340	23.706	25.548	24.219	332.7	
8	1'48.230 P	30.937	24.777	27.847	24.669	318.3	17	<b>1'40.524</b>	27.308	23.699	25.383	24.134	333.6	
		13 Laps at start		13 Laps at start			18	1'44.221 P	30.229	23.751	25.667	24.574	337.1	
Run #	2	New Tyre		New Tyre			Run #	3	New Tyre		New Tyre			
9	10'22.970	28.667	24.006	25.601	23.981	331.8	19	6'41.371	27.837	23.543	25.422	23.726	336.2	
10	<b>1'39.723</b>	27.206	23.571	25.172	23.774	334.4	20	<b>1'39.088</b>	26.783	23.325	25.147	23.833	338.1	
11	<b>1'44.784</b>	27.144	27.378	25.521	24.741	334.4	21	<b>1'38.852</b>	26.707	23.390	25.142	23.613	336.2	
12	<b>1'39.940</b>	27.268	23.599	25.202	23.871	328.3	22	1'41.189 P	26.805	24.182	25.837	24.365	336.2	
13	<b>1'39.929</b>	27.133	23.755	25.192	23.849	330.9	Run #	4	4 Laps at start		New Tyre			
14	1'46.548 P	29.120	25.228	26.766	25.434	310.4	23	6'06.730	28.339	23.441	25.395	23.696	336.2	
Run #	3	New Tyre		New Tyre			24	<b>1'38.680</b>	26.887	23.232	24.979	23.582	336.2	
15	11'26.169	29.054	23.801	25.766	23.956	332.7	25	<b>1'38.951</b>	26.806	23.380	25.067	23.698	337.1	
16	<b>1'39.079</b>	26.891	23.469	25.078	23.641	335.3	26	<b>1'39.176</b>	26.921	23.433	25.075	23.747	336.2	
17	1'39.223 P	26.906	23.514	25.073	23.730	335.3								
Run #	4	3 Laps at start		New Tyre			<b>3rd</b>	<b>72</b>	<b>Marco BEZZECCHI</b> DUCATI ITA					
18	6'52.406	27.344	24.077	25.501	23.911	331.8			Mooney VR46 Racing Team					
19	<b>1'38.822</b>	26.851	23.408	24.998	23.565	335.3			Runs=5 Total laps=24 Full laps=16 Valid laps=15					
20	<b>1'38.518</b>	26.679	23.462	24.897	23.480	334.4	Run #	1	New Tyre		7 Laps at start			
21	<b>2'00.230</b>	41.550	26.881	27.334	24.465	297.1	1	2'13.208 P	30.064	25.665	27.627*	26.417	317.5	
		5 Laps at start		5 Laps at start			Run #	2	1 Laps at start		8 Laps at start			
Run #	1	8 Laps at start		15 Laps at start			2	7'58.457	30.415	24.725	27.583	24.202	330.0	
1	3'12.213	43.934	25.188	27.145	24.900	317.5	3	<b>1'40.871</b>	27.541	23.831	25.635	23.864	331.8	
2	<b>1'42.727</b>	27.966	23.890	26.157	24.714	329.2	4	<b>1'40.979</b>	27.459	24.125	25.602	23.793	332.7	
3	<b>1'41.252</b>	27.452	23.802	25.806	24.192	331.8	5	<b>1'39.924</b>	27.204	23.718	25.319	23.683	333.6	
4	<b>1'40.492</b>	27.320	23.774	25.380	24.018	331.8	6	<b>1'40.070</b>	27.225	23.788	25.324	23.733	333.6	
5	<b>1'40.229</b>	27.317	23.641	25.359	23.912	332.7	7	1'39.699 *	27.137*	23.653	25.250	23.659	333.6	
6	<b>1'40.167</b>	27.304	23.581	25.324	23.958	331.8	8	1'41.356 P	27.601	23.863	25.777	24.115	332.7	
7	<b>1'40.122</b>	27.150	23.676	25.356	23.940	334.4	Run #	3	8 Laps at start		15 Laps at start			
		New Tyre		New Tyre			9	5'38.792	29.918	24.096	26.051	23.870	331.8	
		8 Laps at start		15 Laps at start			10	<b>1'39.831</b>	27.113	23.618	25.327	23.773	333.6	

**Fastest Lap:** Aleix ESPARGARO Aprilia Racing SPA **1'38.518** 26.679 23.462 24.897 23.480

These data/results cannot be reproduced, stored and/or transmitted in whole or in part by any manner of electronic, mechanical, photocopying, recording, broadcasting or otherwise now known or herein after developed without the previous express consent by the copyright owner, except for reproduction in daily press and regular printed publications on sale to the public within 60 days of the event related to those data/results and always provided that copyright symbol appears together as follows below.  
© DORNA, 2023



# Practice Nr. 2

# MotoGP

Lap	Lap Time	T1	T2	T3	T4	Speed	Lap	Lap Time	T1	T2	T3	T4	Speed										
11	<b>1'39.828</b>	27.018	23.673	25.356	23.781	334.4	24	<b>1'49.640</b>	26.752	28.339	27.304	27.245	330.0										
12	<b>1'40.048</b>	27.101	23.679	25.365	23.903	335.3	25	<b>1'40.001</b>	26.774	23.602	25.185	24.440	330.0										
13	<b>1'39.898</b>	27.118	23.679	25.260	23.841	333.6	<b>5th 5 Johann ZARCO</b>						DUCATI	FRA									
14	<b>1'39.763</b>	27.067	23.664	25.283	23.749	332.7	Prima Pramac Racing																
15	1'40.149 P	27.158	23.751	25.330	23.910	331.8	Runs=4 Total laps=22 Full laps=15 Valid laps=15																
<b>Run # 4</b>		<b>Front Tyre</b>		<b>Slick-Hard</b>		<b>Rear Tyre</b>		<b>Slick-Medium</b>															
		New Tyre		New Tyre																			
16	7'43.759	28.771	24.396	28.336	24.027	326.6	<b>Run # 1</b>		<b>Front Tyre</b>		<b>Slick-Medium</b>		<b>Rear Tyre</b>		<b>Slick-Medium</b>								
17	<b>1'39.256</b>	26.886	23.541	25.116	23.713	332.7			New Tyre		New Tyre		4 Laps at start										
18	<b>1'43.387</b>	29.001	24.033	26.401	23.952	324.9	1	2'25.791	29.490	24.594	26.361	24.298	319.1										
19	<b>1'38.767</b>	26.738	23.409	25.041	23.579	334.4	2	<b>1'40.751</b>	27.366	23.855	25.571	23.959	328.3										
20	1'40.456 P	27.426	23.627	25.750	23.653	331.8	3	<b>1'41.144</b>	27.426	23.704	25.875	24.139	330.9										
<b>Run # 5</b>		<b>Front Tyre</b>		<b>Slick-Hard</b>		<b>Rear Tyre</b>		<b>Slick-Medium</b>															
		5 Laps at start		New Tyre																			
21	5'29.210	28.585	23.912	25.694	23.608	333.6	4	<b>1'40.369</b>	27.319	23.704	25.308	24.038	334.4										
22	<b>1'38.814</b>	26.737	23.403	25.104	23.570	332.7	5	<b>1'40.265</b>	27.266	23.657	25.373	23.969	332.7										
23	<b>1'42.951</b>	29.704	23.869	25.588	23.790	327.4	6	<b>1'40.061</b>	27.207	23.669	25.339	23.846	330.9										
24	<b>1'39.017</b>	26.899	23.401	25.197	23.520	334.4	7	1'45.422 P	27.409	23.718	27.442	26.853	331.8										
<b>4th 10 Luca MARINI</b>						DUCATI	ITA	<b>Run # 2</b>						<b>Front Tyre</b>		<b>Slick-Medium</b>		<b>Rear Tyre</b>		<b>Slick-Medium</b>			
		Mooney VR46 Racing Team								7 Laps at start		11 Laps at start											
		Runs=5 Total laps=25 Full laps=16 Valid laps=15																					
<b>Run # 1</b>		<b>Front Tyre</b>		<b>Slick-Hard</b>		<b>Rear Tyre</b>		<b>Slick-Medium</b>															
		New Tyre		New Tyre		5 Laps at start																	
1	2'55.085	29.861	24.611	26.924	24.563	326.6	<b>Run # 3</b>		<b>Front Tyre</b>		<b>Slick-Hard</b>		<b>Rear Tyre</b>		<b>Slick-Medium</b>								
2	<b>1'41.077</b>	27.618	23.707	25.676	24.076	330.9			New Tyre		New Tyre		New Tyre										
3	<b>1'40.420</b>	27.410	23.657	25.542	23.811	331.8	13	7'35.152	28.320	23.947	25.758	24.271	330.9										
4	<b>1'40.036</b>	27.133	23.569	25.392	23.942	332.7	14	<b>1'45.486</b>	30.374	24.480	26.260	24.372	324.0										
5	1'43.405 *	27.207	23.758	27.377*	25.063*	330.0	15	<b>1'39.834</b>	26.941	23.481	25.385	24.027	332.7										
6	<b>1'39.716</b>	27.032	23.629	25.309	23.746	332.7	16	<b>1'41.996</b>	28.035	24.169	25.689	24.103	324.0										
7	<b>1'44.502</b>	27.112	26.340	26.696	24.354	331.8	17	<b>1'39.274</b>	26.944	23.466	25.177	23.687	331.8										
8	<b>1'40.525</b>	27.259	23.632	25.568	24.066	330.9	18	1'46.898 P	29.101	24.174	28.330	25.293	328.3										
9	1'43.686 P	27.138	23.603	27.631	25.314	331.8	<b>Run # 4</b>		<b>Front Tyre</b>		<b>Slick-Hard</b>		<b>Rear Tyre</b>		<b>Slick-Medium</b>								
<b>Run # 2</b>		<b>Front Tyre</b>		<b>Slick-Hard</b>		<b>Rear Tyre</b>		<b>Slick-Medium</b>															
		9 Laps at start		New Tyre		5 Laps at start																	
10	6'41.594	28.337	24.038	26.220	24.171	331.8			6 Laps at start		New Tyre												
11	<b>1'40.224</b>	27.239	23.653	25.544	23.788	328.3	19	7'06.589	28.052	23.930	25.930	23.853	330.9										
12	<b>1'40.007</b>	27.119	23.694	25.328	23.866	332.7	20	<b>1'38.909</b>	26.793	23.397	25.112	23.607	332.7										
13	<b>1'40.192</b>	27.166	23.660	25.499	23.867	331.8	21	<b>1'56.036</b>	41.645	24.394	25.650	24.347	328.3										
14	1'42.766 P	28.665	23.782	25.691	24.628	335.3	22	<b>1'38.982</b>	26.731	23.388	25.199	23.664	332.7										
<b>Run # 3</b>		<b>Front Tyre</b>		<b>Slick-Hard</b>		<b>Rear Tyre</b>		<b>Slick-Medium</b>															
		14 Laps at start		New Tyre		19 Laps at start																	
15	6'17.149	29.557	24.279	26.224	24.317	326.6	<b>Run # 1</b>		<b>Front Tyre</b>		<b>Slick-Hard</b>		<b>Rear Tyre</b>		<b>Slick-Medium</b>								
16	<b>1'40.842</b>	27.495	23.737	25.562	24.048	330.0			New Tyre		New Tyre		4 Laps at start										
17	1'46.270 P	27.201	25.178	27.788	26.103	327.4	1	2'07.593	30.169	25.008	26.463	24.351	319.1										
<b>Run # 4</b>		<b>Front Tyre</b>		<b>Slick-Hard</b>		<b>Rear Tyre</b>		<b>Slick-Medium</b>															
		New Tyre		New Tyre																			
18	5'49.158	29.432	24.305	25.864	23.787	326.6	2	<b>1'41.979</b>	27.771	24.060	25.796	24.352	332.7										
19	<b>1'39.151</b>	26.955	23.496	25.142	23.558	330.9	3	1'42.947 P	29.604	23.880	25.844	23.619	334.4										
20	<b>1'38.897</b>	26.784	23.402	25.200	23.511	330.0	<b>Run # 2</b>		<b>Front Tyre</b>		<b>Slick-Hard</b>		<b>Rear Tyre</b>		<b>Slick-Medium</b>								
21	1'46.660 P	29.746	25.074	26.658	25.182	320.7			3 Laps at start		New Tyre		7 Laps at start										
<b>Run # 5</b>		<b>Front Tyre</b>		<b>Slick-Hard</b>		<b>Rear Tyre</b>		<b>Slick-Medium</b>															
		4 Laps at start		New Tyre																			
22	5'11.085	27.795	24.137	25.854	23.615	325.7	4	6'08.964 *	29.292	23.980	25.768	23.984*	331.8										
23	<b>1'38.833</b>	26.759	23.454	25.123	23.497	330.9	5	<b>1'40.243</b>	27.455	23.566	25.390	23.832	335.3										
<b>Run # 3</b>		<b>Front Tyre</b>		<b>Slick-Hard</b>		<b>Rear Tyre</b>		<b>Slick-Medium</b>															
		7 Laps at start		New Tyre		11 Laps at start																	
8	6'55.984	28.601	23.882	25.810	23.840	332.7	6	<b>1'40.063</b>	27.213	23.612	25.413	23.825	334.4										
9	<b>1'39.631</b>	27.102	23.535	25.214	23.780	334.4	7	1'40.194 P	27.225	23.679	25.434	23.856	333.6										
10	<b>1'40.689</b>	27.185	23.682	25.540	24.282	333.6	<b>Run # 3</b>		<b>Front Tyre</b>		<b>Slick-Hard</b>		<b>Rear Tyre</b>		<b>Slick-Medium</b>								
		7 Laps at start		New Tyre		11 Laps at start																	

**Fastest Lap:** Aleix ESPARGARO      Aprilia Racing      SPA      **1'38.518**      26.679      23.462      24.897      23.480

These data/results cannot be reproduced, stored and/or transmitted in whole or in part by any manner of electronic, mechanical, photocopying, recording, broadcasting or otherwise now known or herein after developed without the previous express consent by the copyright owner, except for reproduction in daily press and regular printed publications on sale to the public within 60 days of the event related to those data/results and always provided that copyright symbol appears together as follows below.  
© DORNA, 2023



## Practice Nr. 2

MotoGP

Lap	Lap Time	T1	T2	T3	T4	Speed	Lap	Lap Time	T1	T2	T3	T4	Speed		
11	1'43.931	P	27.141	26.042	26.449	24.299	333.6	<b>8th</b>	<b>30</b>	<b>Takaaki NAKAGAMI</b>	HONDA		JPN		
<i>Run #</i>	<i>4</i>	<i>Front Tyre</i>	<i>Slick-Hard</i>		<i>Rear Tyre</i>	<i>Slick-Medium</i>		<i>Runs=4</i>		<i>Total laps=25</i>		<i>Full laps=18 Valid laps=17</i>			
			<i>11 Laps at start</i>			<i>15 Laps at start</i>									
12	8'54.633		29.762	23.901	25.922	23.963	332.7	<i>Run #</i>	<i>1</i>	<i>Front Tyre</i>	<i>Slick-Medium</i>		<i>Rear Tyre</i>	<i>Slick-Medium</i>	
13	1'40.151	P	27.232	23.546	25.334	24.039	332.7				<i>4 Laps at start</i>			<i>4 Laps at start</i>	
<i>Run #</i>	<i>5</i>	<i>Front Tyre</i>	<i>Slick-Hard</i>		<i>Rear Tyre</i>	<i>Slick-Medium</i>		1	2'21.666	31.761	28.147	28.498	25.749	268.4	
			<i>New Tyre</i>			<i>New Tyre</i>		2	<b>1'41.751</b>	27.821	24.140	25.702	24.088	325.7	
14	5'40.752		28.188	23.609	25.499	23.705	332.7	3	1'40.885	*	27.384	24.076	25.378*	24.047*	321.5
15	<b>1'38.969</b>		26.826	23.492	25.123	23.528	333.6	4	<b>1'40.227</b>		27.324	23.725	25.342	23.836	328.3
16	1'41.521	P	26.932	23.602	25.529*	25.458	332.7	5	<b>1'40.100</b>		27.208	23.771	25.242	23.879	329.2
<i>Run #</i>	<i>6</i>	<i>Front Tyre</i>	<i>Slick-Hard</i>		<i>Rear Tyre</i>	<i>Slick-Medium</i>		6	<b>1'44.376</b>		29.665	25.356	25.564	23.791	273.7
			<i>3 Laps at start</i>			<i>New Tyre</i>		7	<b>1'40.084</b>		27.279	23.714	25.292	23.799	330.0
17	8'07.651		29.416	23.592	25.511	23.731	332.7	8	1'42.194	P	27.449	23.826	25.426	25.493	328.3
18	<b>1'44.849</b>		29.988	24.011	26.308	24.542	328.3	<i>Run #</i>	<i>2</i>	<i>Front Tyre</i>	<i>Slick-Medium</i>		<i>Rear Tyre</i>	<i>Slick-Medium</i>	
19	<b>1'38.944</b>		26.900	23.393	25.113	23.538	336.2				<i>12 Laps at start</i>			<i>12 Laps at start</i>	
20	<b>1'44.562</b>		26.960	23.457	28.619	25.526	332.7	9	6'21.402		30.181	24.531	26.215	24.278	326.6
<b>7th</b>	<b>89</b>	<b>Jorge MARTIN</b>	DUCATI		SPA			10	<b>1'40.566</b>		27.481	23.801	25.404	23.880	330.0
		Prima Pramac Racing						11	<b>1'40.501</b>		27.338	23.849	25.469	23.845	330.0
		Runs=5	Total laps=25		Full laps=16		Valid laps=16	12	<b>1'40.356</b>		27.300	23.763	25.330	23.963	330.0
<i>Run #</i>	<i>1</i>	<i>Front Tyre</i>	<i>Slick-Soft</i>		<i>Rear Tyre</i>	<i>Slick-Medium</i>		13	<b>1'41.849</b>		27.295	24.432	25.809	24.313	330.0
			<i>5 Laps at start</i>			<i>5 Laps at start</i>		14	<b>1'41.114</b>		27.614	23.914	25.496	24.090	325.7
1	2'20.727		29.998	24.424	26.127	24.279	324.0	15	<b>1'40.271</b>		27.282	23.790	25.356	23.843	330.0
2	<b>1'40.714</b>		27.579	23.819	25.447	23.869	330.9	16	1'43.939	P	28.042	24.143	26.391	25.363	327.4
3	<b>1'40.348</b>		27.266	23.785	25.307	23.990	330.0	<i>Run #</i>	<i>3</i>	<i>Front Tyre</i>	<i>Slick-Hard</i>		<i>Rear Tyre</i>	<i>Slick-Medium</i>	
4	<b>1'40.519</b>		27.252	23.894	25.398	23.975	331.8				<i>New Tyre</i>			<i>New Tyre</i>	
5	<b>1'43.782</b>		28.652	23.902	27.021	24.207	328.3	17	8'27.516		28.286	24.370	25.948	23.991	324.9
6	<b>1'39.904</b>		27.342	23.643	25.233	23.686	332.7	18	<b>1'39.705</b>		27.216	23.629	25.185	23.675	327.4
7	<b>1'40.014</b>		27.241	23.664	25.243	23.866	332.7	19	<b>1'39.329</b>		27.024	23.576	25.143	23.586	327.4
8	<b>1'40.136</b>		27.206	23.729	25.363	23.838	333.6	20	<b>1'41.414</b>		27.771	23.992	25.568	24.083	315.9
9	1'45.591	P	28.070	25.626	26.517*	25.378	328.3	21	1'41.639	P	27.126	23.678	25.570	25.265	329.2
<i>Run #</i>	<i>2</i>	<i>Front Tyre</i>	<i>Slick-Soft</i>		<i>Rear Tyre</i>	<i>Slick-Medium</i>		<i>Run #</i>	<i>4</i>	<i>Front Tyre</i>	<i>Slick-Hard</i>		<i>Rear Tyre</i>	<i>Slick-Medium</i>	
			<i>14 Laps at start</i>			<i>14 Laps at start</i>					<i>5 Laps at start</i>			<i>New Tyre</i>	
10	7'11.427		30.382	24.247	25.821	24.048	331.8	22	8'02.852		33.308	31.548	37.754	25.823	225.8
11	<b>1'40.232</b>		27.307	23.713	25.346	23.866	331.8	23	<b>1'48.410</b>		29.798	27.925	26.959	23.728	232.9
12	<b>1'40.489</b>		27.322	23.671	25.393	24.103	333.6	24	<b>1'39.654</b>		26.968	23.503	25.457	23.726	329.2
13	<b>1'40.286</b>		27.267	23.724	25.406	23.889	332.7	25	<b>1'39.071</b>		26.921	23.495	25.087	23.568	330.0
14	<b>1'40.341</b>		27.305	23.705	25.388	23.943	331.8	<b>9th</b>	<b>21</b>	<b>Franco MORBIDELLI</b>	YAMAHA		ITA		
15	<b>1'40.507</b>		27.310	23.715	25.453	24.029	331.8			Monster Energy Yamaha MotoGP					
16	1'41.194	P	27.394	24.114	26.328*	23.358	325.7			Runs=4	Total laps=23		Full laps=16 Valid laps=13		
<i>Run #</i>	<i>3</i>	<i>Front Tyre</i>	<i>Slick-Hard</i>		<i>Rear Tyre</i>	<i>Slick-Medium</i>		<i>Run #</i>	<i>1</i>	<i>Front Tyre</i>	<i>Slick-Medium</i>		<i>Rear Tyre</i>	<i>Slick-Medium</i>	
			<i>New Tyre</i>			<i>New Tyre</i>					<i>5 Laps at start</i>			<i>3 Laps at start</i>	
17	7'38.533		29.853	23.977	25.911	23.986	331.8	1	1'47.379		29.831	24.402	26.442	24.761	329.2
18	<b>1'39.137</b>		26.987	23.406	25.091	23.653	332.7	2	<b>1'41.625</b>		27.482	23.724	26.175	24.244	330.0
19	<b>1'39.092</b>		26.860	23.444	25.065	23.723	332.7	3	<b>1'40.797</b>		27.389	23.729	25.508	24.171	330.9
20	1'45.906	P	29.591	24.210	26.110*	25.995	326.6	4	<b>1'40.528</b>		27.220	23.756	25.455	24.097	330.9
<i>Run #</i>	<i>4</i>	<i>Front Tyre</i>	<i>Slick-Hard</i>		<i>Rear Tyre</i>	<i>Slick-Medium</i>		5	<b>1'40.403</b>		27.132	23.717	25.509	24.045	330.0
			<i>4 Laps at start</i>			<i>New Tyre</i>		6	<b>1'40.419</b>		27.087	23.676	25.464	24.192	331.8
21	7'00.637		28.443	23.848	25.765	24.054	336.2	7	<b>1'45.078</b>		30.426	24.210	26.183	24.259	327.4
22	<b>1'39.006</b>		26.890	23.497	25.075	23.544	334.4	8	<b>1'40.239</b>		27.163	23.650	25.334	24.092	330.9
23	<b>1'44.946</b>		30.534	24.365	25.683	24.364	326.6	9	1'47.943	P	30.517	25.990	26.902	24.534	317.5
24	1'43.389	P	26.910	24.666	27.654*	24.159	332.7	<i>Run #</i>	<i>2</i>	<i>Front Tyre</i>	<i>Slick-Medium</i>		<i>Rear Tyre</i>	<i>Slick-Medium</i>	
<i>Run #</i>	<i>5</i>	<i>Front Tyre</i>	<i>Slick-Hard</i>		<i>Rear Tyre</i>	<i>Slick-Medium</i>					<i>14 Laps at start</i>			<i>12 Laps at start</i>	
			<i>8 Laps at start</i>			<i>4 Laps at start</i>		10	8'33.498		30.629	23.885	25.927	24.067	330.9
25	3'29.835	*	34.106	26.286	27.085*	25.972*	300.7	11	<b>1'40.759</b>		27.458	23.707	25.585	24.009	331.8
								12	<b>1'40.447</b>		27.179	23.796	25.538	23.934	331.8

**Fastest Lap:** Aleix ESPARGARO Aprilia Racing SPA **1'38.518** 26.679 23.462 24.897 23.480

These data/results cannot be reproduced, stored and/or transmitted in whole or in part by any manner of electronic, mechanical, photocopying, recording, broadcasting or otherwise now known or herein after developed without the previous express consent by the copyright owner, except for reproduction in daily press and regular printed publications on sale to the public within 60 days of the event related to those data/results and always provided that copyright symbol appears together as follows below.  
© DORNA, 2023

Official MotoGP Timing by TISSOT  
www.motogp.com



## Practice Nr. 2

## MotoGP

Lap	Lap Time	T1	T2	T3	T4	Speed	Lap	Lap Time	T1	T2	T3	T4	Speed	
13	1'40.251	27.068	23.676	25.481	24.026	331.8	<b>11th</b> <b>73</b> <b>Alex MARQUEZ</b> Gresini Racing MotoGP Runs=4 Total laps=26 Full laps=19 Valid laps=19						DUCATI	SPA
14	1'40.236	27.122	23.855	25.390	23.869	331.8								
15	1'52.932 P	30.046	25.886	27.728*	29.272	312.7								
<i>Run #</i>	<i>3</i>	<i>Front Tyre</i>	<i>Slick-Hard</i>	<i>Rear Tyre</i>	<i>Slick-Medium</i>		<i>Run #</i>	<i>1</i>	<i>Front Tyre</i>	<i>Slick-Hard</i>	<i>Rear Tyre</i>	<i>Slick-Medium</i>		
			<i>New Tyre</i>		<i>New Tyre</i>					<i>New Tyre</i>		<i>4 Laps at start</i>		
16	11'12.048	29.534	24.271	28.374	24.060	326.6	1	2'08.060	28.925	24.855	26.524	24.480	311.9	
17	1'39.353	26.898	23.623	25.163	23.669	325.7	2	1'41.581	27.496	23.910	25.887	24.288	328.3	
18	1'39.155 *	26.907	23.453	25.067*	23.728*	331.8	3	1'40.445	27.409	23.759	25.410	23.867	330.9	
19	1'47.754 P	31.610	25.000	26.544	24.600	320.7	4	1'40.161	27.313	23.713	25.284	23.851	331.8	
<i>Run #</i>	<i>4</i>	<i>Front Tyre</i>	<i>Slick-Hard</i>	<i>Rear Tyre</i>	<i>Slick-Medium</i>		5	1'42.569	27.092	25.862	25.579	24.036	283.6	
			<i>4 Laps at start</i>		<i>New Tyre</i>		6	1'40.083	27.207	23.813	25.272	23.791	330.0	
20	6'05.540	27.444	23.829	25.509	23.766	329.2	7	1'40.243	27.187	23.705	25.514	23.837	332.7	
21	1'39.080	26.839	23.551	25.005	23.685	330.9	8	1'40.135	27.222	23.771	25.299	23.843	332.7	
22	1'53.402 *	26.942	27.077	31.484*	27.899*	328.3	9	1'43.647 P	28.776	24.290	26.245	24.336	329.2	
23	1'51.458 *	27.136	25.987	29.496*	28.839*	311.9	<i>Run #</i>	<i>2</i>	<i>Front Tyre</i>	<i>Slick-Hard</i>	<i>Rear Tyre</i>	<i>Slick-Medium</i>		
										<i>9 Laps at start</i>		<i>13 Laps at start</i>		
<b>10th</b> <b>42</b> <b>Alex RINS</b>				HONDA	SPA		10	6'53.754	29.295	24.273	26.120	24.160	325.7	
LCR Honda CASTROL							11	1'40.316	27.284	23.757	25.390	23.885	332.7	
Runs=5 Total laps=24 Full laps=15 Valid laps=13							12	1'40.336	27.246	23.836	25.362	23.892	330.0	
<i>Run #</i>	<i>1</i>	<i>Front Tyre</i>	<i>Slick-Medium</i>	<i>Rear Tyre</i>	<i>Slick-Medium</i>		13	1'40.165	27.130	23.801	25.446	23.788	330.0	
			<i>4 Laps at start</i>		<i>4 Laps at start</i>		14	1'40.370	27.280	23.695	25.455	23.940	331.8	
1	2'04.940	30.475	25.038	26.580	24.562	313.5	15	1'42.159	27.277	24.830	26.063	23.989	331.8	
2	1'40.937	27.442	23.812	25.616	24.067	330.0	16	1'40.189	27.198	23.764	25.361	23.866	330.9	
3	1'40.181	27.282	23.594	25.435	23.870	330.0	17	1'40.152	27.178	23.782	25.300	23.892	332.7	
4	1'40.261	27.253	23.595	25.466	23.947	330.9	18	1'43.440 P	28.618	24.216	26.194	24.412	327.4	
5	1'43.049 P	27.192	23.637	25.453	26.767	330.9	<i>Run #</i>	<i>3</i>	<i>Front Tyre</i>	<i>Slick-Medium</i>	<i>Rear Tyre</i>	<i>Slick-Medium</i>		
<i>Run #</i>	<i>2</i>	<i>Front Tyre</i>	<i>Slick-Medium</i>	<i>Rear Tyre</i>	<i>Slick-Medium</i>				<i>New Tyre</i>		<i>New Tyre</i>			
			<i>New Tyre</i>		<i>New Tyre</i>		19	9'37.237	29.003	24.232	25.885	24.005	327.4	
6	5'56.491	29.335	25.108	25.780	24.487	295.7	20	1'39.597	27.011	23.623	25.248	23.715	330.0	
7	1'39.603	27.048	23.442	25.273	23.840	332.7	21	1'39.184	26.842	23.571	25.065	23.706	331.8	
8	1'41.461 *	27.960*	23.951	25.587	23.963	330.0	22	1'41.096 P	28.628	23.495	25.269	23.704	335.3	
9	1'39.783	26.965	23.669	25.278	23.871	330.0	<i>Run #</i>	<i>4</i>	<i>Front Tyre</i>	<i>Slick-Medium</i>	<i>Rear Tyre</i>	<i>Slick-Medium</i>		
10	1'43.097 P	28.251	24.008	26.272	24.566	328.3			<i>4 Laps at start</i>		<i>New Tyre</i>			
<i>Run #</i>	<i>3</i>	<i>Front Tyre</i>	<i>Slick-Medium</i>	<i>Rear Tyre</i>	<i>Slick-Medium</i>		23	5'51.250	33.390	24.352	27.425	27.655	324.0	
			<i>9 Laps at start</i>		<i>9 Laps at start</i>		24	1'40.443	26.990	24.084	25.672	23.697	331.8	
11	7'38.920	28.704	24.056	25.769	24.092	328.3	25	1'43.589	27.258	25.536	26.168	24.627	319.9	
12	1'39.969	27.015	23.559	25.411	23.984	330.0	26	1'42.084	26.816	23.430	27.378	24.460	334.4	
13	1'40.040	27.090	23.685	25.421	23.844	330.0	<b>12th</b> <b>33</b> <b>Brad BINDER</b>						KTM	RSA
14	1'40.114	27.212	23.628	25.366	23.908	333.6	Red Bull KTM Factory Racing							
15	1'40.065	27.088	23.644	25.410	23.923	328.3	Runs=4 Total laps=22 Full laps=15 Valid laps=14							
16	1'45.395 P	29.938	24.764	26.275	24.418	326.6	<i>Run #</i>	<i>1</i>	<i>Front Tyre</i>	<i>Slick-Hard</i>	<i>Rear Tyre</i>	<i>Slick-Medium</i>		
<i>Run #</i>	<i>4</i>	<i>Front Tyre</i>	<i>Slick-Medium</i>	<i>Rear Tyre</i>	<i>Slick-Medium</i>				<i>3 Laps at start</i>		<i>3 Laps at start</i>			
			<i>15 Laps at start</i>		<i>15 Laps at start</i>		1	2'06.265	29.851	25.871	26.585	24.638	305.8	
17	6'02.803	28.086	24.090	27.023	24.238	324.0	2	1'44.835	27.544	23.870	25.662	27.759	330.0	
18	1'40.250	27.174	23.729	25.480	23.867	327.4	3	1'40.482	27.263	23.651	25.477	24.091	331.8	
19	1'40.498	27.215	23.771	25.498	24.014	326.6	4	1'40.226	27.251	23.625	25.335	24.015	331.8	
20	1'44.731 P	29.276	24.456	26.328	24.671	324.9	5	1'40.300	27.057	23.599	25.499	24.145	332.7	
<i>Run #</i>	<i>5</i>	<i>Front Tyre</i>	<i>Slick-Hard</i>	<i>Rear Tyre</i>	<i>Slick-Medium</i>		6	1'43.561	29.808	24.056	25.574	24.123	329.2	
			<i>New Tyre</i>		<i>New Tyre</i>		7	1'41.410 P	27.113	23.797	25.869	24.631	330.0	
21	7'43.937	35.374	23.830	25.650	23.684	329.2	<i>Run #</i>	<i>2</i>	<i>Front Tyre</i>	<i>Slick-Hard</i>	<i>Rear Tyre</i>	<i>Slick-Medium</i>		
22	1'39.117	26.901	23.414	25.153	23.649	334.4			<i>10 Laps at start</i>		<i>10 Laps at start</i>			
23	1'45.275	28.699	24.979	27.313	24.284	320.7	8	6'50.936	31.124	24.336	26.003	24.481	330.0	
24	1'42.129 *	27.081	23.339	26.522*	25.187*	333.6	9	1'45.322	27.449	27.659	25.813	24.401	330.0	
							10	1'43.102	27.305	25.841	25.689	24.267	330.9	
							11	1'40.950 *	27.212	23.797	25.587*	24.354*	330.9	

**Fastest Lap:** Aleix ESPARGARO Aprilia Racing SPA 1'38.518 26.679 23.462 24.897 23.480

These data/results cannot be reproduced, stored and/or transmitted in whole or in part by any manner of electronic, mechanical, photocopying, recording, broadcasting or otherwise now known or herein after developed without the previous express consent by the copyright owner, except for reproduction in daily press and regular printed publications on sale to the public within 60 days of the event related to those data/results and always provided that copyright symbol appears together as follows below.  
© DORNA, 2023



# Practice Nr. 2

# MotoGP

Lap	Lap Time	T1	T2	T3	T4	Speed	Lap	Lap Time	T1	T2	T3	T4	Speed
12	<b>1'40.584</b>	27.287	23.768	25.354	24.175	330.0	1	1'53.876	29.255	24.170	26.203	24.193	327.4
13	<b>1'40.683</b>	27.276	23.797	25.533	24.077	330.0	2	<b>1'42.835</b>	29.372	23.909	25.569	23.985	328.3
14	1'47.335 P	28.176	28.028	25.970	25.161	329.2	3	<b>1'40.464</b>	27.314	23.744	25.462	23.944	328.3
Run #	3	Front Tyre	Slick-Hard	Rear Tyre	Slick-Medium		4	<b>1'40.219</b>	27.248	23.679	25.401	23.891	330.0
		New Tyre		New Tyre			5	<b>1'40.488</b>	27.585	23.680	25.368	23.855	329.2
15	16'01.443	29.172	24.415	25.736	24.184	318.3	6	<b>1'40.183</b>	27.153	23.742	25.399	23.889	330.0
16	<b>1'39.202</b>	26.828	<b>23.434</b>	25.254	<b>23.686</b>	331.8	7	<b>1'40.122</b>	27.199	23.761	25.316	23.846	330.0
17	<b>1'39.413</b>	26.883	23.500	<b>25.200</b>	23.830	330.9	8	<b>1'39.954</b>	27.102	23.680	25.323	23.849	330.9
18	1'42.538 P	26.916	25.287	25.642	24.693	330.0	9	1'44.420 P	29.186	24.592	26.122	<b>24.520</b>	326.6
Run #	4	Front Tyre	Slick-Hard	Rear Tyre	Slick-Medium		Run #	2	Front Tyre	Slick-Hard	Rear Tyre	Slick-Medium	
		4 Laps at start		New Tyre					New Tyre		13 Laps at start		
19	5'45.454	28.221	31.075	25.878	24.311	301.4	10	8'15.802	29.148	23.926	25.610	23.943	<b>334.4</b>
20	<b>1'44.050</b>	<b>26.803</b>	25.058	27.742	24.447	331.8	11	<b>1'40.504</b>	27.280	23.857	25.449	23.918	333.6
21	<b>1'40.198</b>	27.403	23.588	25.282	23.925	330.9	12	<b>1'40.212</b>	27.224	23.672	25.460	23.856	331.8
22	<b>1'39.753</b>	26.985	23.845	25.235	23.688	331.8	13	<b>1'40.153</b>	27.147	23.620	25.439	23.947	333.6

**13th 36** **Joan MIR** HONDA SPA  
Repsol Honda Team

Runs=4 Total laps=23 Full laps=16 Valid laps=15

Run #	1	Front Tyre	Slick-Hard	Rear Tyre	Slick-Medium	Speed
		New Tyre		New Tyre		
1	2'17.781	29.660	24.623	26.126	24.354	307.3
2	<b>1'41.023</b>	27.541	23.882	25.648	23.952	326.6
3	<b>1'40.762</b>	27.348	23.801	25.472	24.141	328.3
4	<b>1'43.788</b>	30.194	23.963	25.672	23.959	329.2
5	<b>1'40.551</b>	27.234	23.803	25.526	23.988	328.3
6	<b>1'40.692</b>	27.359	23.800	25.525	24.008	327.4
7	<b>1'42.261</b>	28.800	23.888	25.498	24.075	<b>330.9</b>
8	<b>1'40.580</b>	27.376	23.784	25.472	23.948	328.3
9	1'44.317 P	27.668	24.359	26.591	<b>25.699</b>	323.2
Run #	2	Front Tyre	Slick-Hard	Rear Tyre	Slick-Medium	
		9 Laps at start		9 Laps at start		
10	9'54.280	28.557	23.967	25.628	24.064	328.3
11	<b>1'40.226</b>	27.160	23.726	25.435	23.905	329.2
12	<b>1'40.289</b>	27.186	23.813	25.413	23.877	328.3
13	<b>1'43.016</b>	28.638	24.854	25.538	23.986	324.9
14	<b>1'40.482</b>	27.224	23.908	25.444	23.906	330.0
15	1'46.308 P	30.752	25.059	25.632	<b>24.865</b>	308.8

Run #	3	Front Tyre	Slick-Hard	Rear Tyre	Slick-Medium	Speed
		15 Laps at start		15 Laps at start		
16	7'46.568	27.939	23.819	25.724	23.974	328.3
17	<b>1'40.545</b>	27.230	23.784	25.577	23.954	327.4
18	<b>1'40.315</b>	27.054	23.767	25.439	24.055	328.3
19	1'44.912 P	28.553	24.853	26.770	<b>24.736</b>	326.6
Run #	4	Front Tyre	Slick-Hard	Rear Tyre	Slick-Medium	
		New Tyre		New Tyre		
20	8'29.817	28.284	43.666	25.871	23.896	195.7
21	<b>1'39.237</b>	<b>26.749</b>	<b>23.543</b>	<b>25.221</b>	<b>23.724</b>	330.9
22	<b>1'45.606</b>	32.845	23.586	25.339	23.836	330.0
23	1'40.904 *	26.972	23.631	25.729*	<b>24.572*</b>	330.0

**14th 20** **Fabio QUARTARARO** YAMAHA FRA  
Monster Energy Yamaha MotoGP

Runs=4 Total laps=27 Full laps=20 Valid laps=20

Run #	1	Front Tyre	Slick-Medium	Rear Tyre	Slick-Medium	Speed
		4 Laps at start		4 Laps at start		
12	10'07.363	29.560	26.073	27.637	24.389	329.2
13	<b>1'40.711</b>	27.345	23.645	25.552	24.169	<b>332.7</b>
14	<b>1'40.524</b>	27.254	23.717	25.533	24.020	332.7
15	<b>1'40.467</b>	27.153	23.625	25.551	24.138	330.9

**Fastest Lap:** Aleix ESPARGARO Aprilia Racing SPA **1'38.518** 26.679 23.462 24.897 23.480

These data/results cannot be reproduced, stored and/or transmitted in whole or in part by any manner of electronic, mechanical, photocopying, recording, broadcasting or otherwise now known or herein after developed without the previous express consent by the copyright owner, except for reproduction in daily press and regular printed publications on sale to the public within 60 days of the event related to those data/results and always provided that copyright symbol appears together as follows below.  
© DORNA, 2023





# Practice Nr. 2

# MotoGP

Lap	Lap Time	T1	T2	T3	T4	Speed	Lap	Lap Time	T1	T2	T3	T4	Speed	
16	<b>1'40.373</b>	27.166	23.626	25.473	24.108	331.8	1	2'26.741	31.984	27.356	28.721	25.964	262.2	
17	1'46.569 P	29.458	25.494	26.955	24.662	324.9	2	<b>1'46.035</b>	28.723	25.312	26.726	25.274	305.1	
<i>Run # 3</i>	<i>Front Tyre</i>	Slick-Hard		<i>Rear Tyre</i>	Slick-Medium		3	<b>1'45.227</b>	27.966	24.188	26.133	26.940	315.1	
		6 Laps at start			4 Laps at start			4	<b>1'41.632</b>	27.706	24.076	25.608	24.242	327.4
18	6'14.075	29.554	24.224	26.076	24.256	329.2	5	<b>1'41.140</b>	27.367	23.908	25.781	24.084	329.2	
19	<b>1'40.263</b>	27.262	23.608	25.393	24.000	331.8	6	<b>1'40.864</b>	27.276	24.065	25.551	23.972	329.2	
20	<b>1'40.044</b>	27.110	23.594	25.420	23.920	331.8	7	<b>1'40.572</b>	27.235	23.814	25.457	24.066	328.3	
21	1'42.157 P	27.151	23.853	25.357	25.796	331.8	8	<b>1'40.416</b>	27.235	23.738	25.420	24.023	330.0	
<i>Run # 4</i>	<i>Front Tyre</i>	Slick-Hard		<i>Rear Tyre</i>	Slick-Medium		9	<b>1'40.449</b>	27.261	23.852	25.392	23.944	329.2	
		New Tyre			New Tyre			<i>Run # 2</i>	<i>Front Tyre</i>	Slick-Medium		<i>Rear Tyre</i>	Slick-Hard	
22	7'00.794	30.577	24.201	26.169	24.022	329.2			4 Laps at start			New Tyre		
23	<b>1'39.441</b>	26.920	23.492	25.232	23.797	332.7	10	18'55.953 *	32.896*	25.956	28.164	25.614	292.9	
24	<b>1'39.288</b>	26.902	23.469	25.184	23.733	331.8	11	<b>1'42.485</b>	28.320	23.935	25.899	24.331	330.9	
25	1'49.483 *	27.046	28.928	27.966*	25.543*	331.8	12	<b>1'41.140</b>	27.476	23.808	25.562	24.294	330.0	

**16th 43 Jack MILLER** KTM AUS  
 Red Bull KTM Factory Racing  
 Runs=4 Total laps=24 Full laps=17 Valid laps=17

Run #	1	Front Tyre	Slick-Hard	Rear Tyre	Slick-Medium	Speed
			New Tyre		4 Laps at start	
1	2'00.862	28.364	24.234	28.950	24.861	329.2
2	<b>1'49.620</b>	30.741	27.504	27.259	24.116	328.3
3	<b>1'40.592</b>	27.273	23.795	25.557	23.967	332.7
4	<b>1'40.075</b>	27.179	23.701	25.305	23.890	330.0
5	<b>1'42.857</b>	27.112	26.121	25.753	23.871	328.3
6	<b>1'39.979</b>	27.186	23.657	25.272	23.864	331.8
7	1'44.359 P	27.138	25.883	27.014	24.324	330.9

Run #	2	Front Tyre	Slick-Hard	Rear Tyre	Slick-Medium	Speed
			7 Laps at start		11 Laps at start	
8	5'52.980	29.627	24.018	26.387	24.584	328.3
9	<b>1'41.223</b>	27.438	23.854	25.739	24.192	330.9
10	<b>1'41.182</b>	27.608	23.896	25.591	24.087	331.8
11	<b>1'40.814</b>	27.392	23.823	25.452	24.147	331.8
12	1'41.145 P	27.489	23.856	25.651	24.149	331.8

Run #	3	Front Tyre	Slick-Hard	Rear Tyre	Slick-Medium	Speed
			12 Laps at start		16 Laps at start	
13	11'35.565	29.332	24.089	25.879	24.238	329.2
14	<b>1'41.073</b>	27.560	23.827	25.553	24.133	330.9
15	<b>1'41.042</b>	27.378	23.819	25.743	24.102	331.8
16	<b>1'40.856</b>	27.439	23.863	25.488	24.066	330.9
17	1'40.639 P	27.464	23.833	25.501	23.841	330.9

Run #	4	Front Tyre	Slick-Hard	Rear Tyre	Slick-Medium	Speed
			New Tyre		New Tyre	
18	7'11.326	29.180	24.747	26.627	23.793	329.2
19	<b>1'39.376</b>	27.002	23.504	25.182	23.688	330.9
20	<b>1'39.400</b>	26.898	23.578	25.154	23.770	330.9
21	<b>1'54.663</b>	36.248	27.847	26.644	23.924	248.7
22	<b>1'43.158</b>	26.983	23.650	25.571	26.954	330.9
23	<b>1'39.540</b>	26.950	23.533	25.304	23.753	331.8
24	<b>1'39.453</b>	26.987	23.560	25.162	23.744	332.7

**17th 37 Augusto FERNANDEZ** KTM SPA  
 GASGAS Factory Racing Tech3  
 Runs=4 Total laps=20 Full laps=13 Valid laps=14

Run #	1	Front Tyre	Slick-Hard	Rear Tyre	Slick-Medium	Speed
			New Tyre		4 Laps at start	

**18th 25 Raul FERNANDEZ** APRILIA SPA  
 CryptoDATA RNF MotoGP Team  
 Runs=4 Total laps=23 Full laps=16 Valid laps=16

Run #	1	Front Tyre	Slick-Hard	Rear Tyre	Slick-Medium	Speed
			New Tyre		4 Laps at start	
1	2'34.891	29.731	24.903	26.409	24.689	315.1
2	<b>1'41.395</b>	27.537	24.043	25.590	24.225	332.7
3	<b>1'40.905</b>	27.507	23.811	25.615	23.972	330.9
4	<b>1'40.659</b>	27.239	23.859	25.484	24.077	330.0
5	1'46.889 P	29.865	24.332	26.694	25.998	326.6

Run #	2	Front Tyre	Slick-Hard	Rear Tyre	Slick-Medium	Speed
			5 Laps at start		9 Laps at start	
6	5'58.097	33.359	24.361	26.269	24.501	326.6
7	<b>1'41.325</b>	27.526	24.084	25.493	24.222	327.4
8	<b>1'43.134</b>	27.650	25.654	25.811	24.019	327.4
9	<b>1'41.142</b>	27.388	24.079	25.560	24.115	328.3
10	<b>1'41.353</b>	27.391	24.126	25.639	24.197	329.2
11	<b>1'40.840</b>	27.382	23.951	25.521	23.986	330.0
12	<b>1'40.907</b>	27.376	24.006	25.496	24.029	328.3
13	<b>1'44.282</b>	27.293	26.455	26.135	24.399	330.9
14	<b>1'42.139</b>	27.570	24.629	25.675	24.265	315.9
15	1'46.910 P	27.392	24.719	28.823	25.976	330.9

Run #	3	Front Tyre	Slick-Hard	Rear Tyre	Slick-Medium	Speed
			New Tyre		New Tyre	
16	14'16.567	28.279	24.172	25.951	24.066	329.2
17	<b>1'39.941</b>	27.089	23.685	25.290	23.877	330.0
18	<b>1'40.934</b>	27.076	23.728	26.037	24.093	330.0
19	1'44.104 P	27.282	23.945	26.562	26.315	329.2

**Fastest Lap:** Aleix ESPARGARO Aprilia Racing SPA **1'38.518** 26.679 23.462 24.897 23.480

These data/results cannot be reproduced, stored and/or transmitted in whole or in part by any manner of electronic, mechanical, photocopying, recording, broadcasting or otherwise now known or herein after developed without the previous express consent by the copyright owner, except for reproduction in daily press and regular printed publications on sale to the public within 60 days of the event related to those data/results and always provided that copyright symbol appears together as follows below.  
 © DORNA, 2023



## Practice Nr. 2

MotoGP

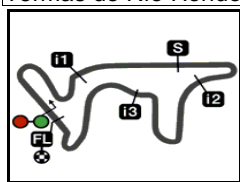
Lap	Lap Time	T1	T2	T3	T4	Speed	Lap	Lap Time	T1	T2	T3	T4	Speed	
Run #	4	Front Tyre Slick-Hard			Rear Tyre Slick-Medium									
		4 Laps at start			New Tyre									
20	5'50.133	28.804	25.019	27.180	25.334	325.7								
21	<b>1'39.575</b>	27.094	23.622	25.225	23.634	331.8								
22	<b>1'42.566</b>	27.082	23.666	25.850	25.968	330.0								
23	<b>1'39.643</b>	27.049	23.618	25.201	23.775	333.6								

<b>Fastest Lap:</b> Aleix ESPARGARO	Aprilia Racing	SPA	<b>1'38.518</b>	26.679	23.462	24.897	23.480
-------------------------------------	----------------	-----	-----------------	--------	--------	--------	--------

These data/results cannot be reproduced, stored and/or transmitted in whole or in part by any manner of electronic, mechanical, photocopying, recording, broadcasting or otherwise now known or herein after developed without the previous express consent by the copyright owner, except for reproduction in daily press and regular printed publications on sale to the public within 60 days of the event related to those data/results and always provided that copyright symbol appears together as follows below.  
© DORNA, 2023

Official MotoGP Timing by **TISSOT**  
www.motogp.com





4806 m.

# GRAN PREMIO MICHELIN® DE LA REPÚBLICA ARGENTINA

## Practice Nr. 2

### Best Partial Times

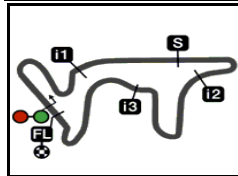
*IT* Ideal Lap Time, sum of the best partial times

*BT* Best Lap Time

T1		T2		T3		T4				IT		BT
Pos	Rider	Time	Rider	Time	Rider	Time	Rider	Time	Pos	Rider	IT	BT
1	A.ESPARGARO	26.679	M.VIÑALES	23.232	A.ESPARGARO	24.897	A.ESPARGARO	23.480	1	A.ESPARGAR	1'38.464	1'38.518 (1)
2	M.VIÑALES	<b>26.707</b>	A.RINS	<b>23.339</b>	M.VIÑALES	<b>24.979</b>	L.MARINI	<b>23.497</b>	2	M.VIÑALES	1'38.500	1'38.680 (2)
3	J.ZARCO	26.731	J.ZARCO	23.388	F.MORBIDELLI	25.005	M.BEZZECCHI	23.520	3	M.BEZZECCHI	1'38.699	1'38.767 (3)
4	M.BEZZECCHI	<b>26.737</b>	F.BAGNAIA	<b>23.393</b>	M.BEZZECCHI	<b>25.041</b>	F.BAGNAIA	<b>23.528</b>	4	L.MARINI	1'38.774	1'38.833 (4)
5	J.MIR	26.749	M.BEZZECCHI	23.401	A.MARQUEZ	25.065	J.MARTIN	23.544	5	J.ZARCO	1'38.838	1'38.909 (5)
6	L.MARINI	<b>26.752</b>	L.MARINI	<b>23.402</b>	J.MARTIN	<b>25.065</b>	T.NAKAGAMI	<b>23.568</b>	6	F.BAGNAIA	1'38.860	1'38.944 (6)
7	B.BINDER	26.803	J.MARTIN	23.406	T.NAKAGAMI	25.087	M.VIÑALES	23.582	7	J.MARTIN	1'38.875	1'39.006 (7)
8	A.MARQUEZ	<b>26.816</b>	A.ESPARGARO	<b>23.408</b>	J.ZARCO	<b>25.112</b>	J.ZARCO	<b>23.607</b>	8	F.MORBIDELLI	1'38.966	1'39.080 (9)
9	F.BAGNAIA	26.826	A.MARQUEZ	23.430	F.BAGNAIA	25.113	R.FERNANDEZ	23.634	9	A.MARQUEZ	1'39.008	1'39.184 (11)
10	F.MORBIDELLI	<b>26.839</b>	B.BINDER	<b>23.434</b>	L.MARINI	<b>25.123</b>	A.RINS	<b>23.649</b>	10	A.RINS	1'39.042	1'39.117 (10)
11	J.MARTIN	26.860	F.MORBIDELLI	23.453	A.RINS	25.153	F.MORBIDELLI	23.669	11	T.NAKAGAMI	1'39.071	1'39.071 (8)
12	F.QUARTARARO	<b>26.876</b>	F.DI GIANNANTO	<b>23.469</b>	J.MILLER	<b>25.154</b>	F.QUARTARARO	<b>23.671</b>	12	B.BINDER	1'39.123	1'39.202 (12)
13	J.MILLER	26.898	F.QUARTARARO	23.472	F.QUARTARARO	25.166	B.BINDER	23.686	13	F.QUARTARAR	1'39.185	1'39.264 (14)
14	A.RINS	<b>26.901</b>	T.NAKAGAMI	<b>23.495</b>	F.DI GIANNANTO	<b>25.184</b>	J.MILLER	<b>23.688</b>	14	J.MIR	1'39.237	1'39.237 (13)
15	F.DI GIANNANTO	26.902	J.MILLER	23.504	A.FERNANDEZ	25.186	A.MARQUEZ	23.697	15	J.MILLER	1'39.244	1'39.376 (16)
16	T.NAKAGAMI	<b>26.921</b>	A.FERNANDEZ	<b>23.523</b>	B.BINDER	<b>25.200</b>	J.MIR	<b>23.724</b>	16	F.DI GIANNAN	1'39.288	1'39.288 (15)
17	A.FERNANDEZ	27.022	J.MIR	23.543	R.FERNANDEZ	25.201	F.DI GIANNANTO	23.733	17	R.FERNANDEZ	1'39.502	1'39.575 (18)
18	R.FERNANDEZ	<b>27.049</b>	R.FERNANDEZ	<b>23.618</b>	J.MIR	<b>25.221</b>	A.FERNANDEZ	<b>23.802</b>	18	A.FERNANDEZ	1'39.533	1'39.561 (17)

These data/results cannot be reproduced, stored and/or transmitted in whole or in part by any manner of electronic, mechanical, photocopying, recording, broadcasting or otherwise now known or herein after developed without the previous express consent by the copyright owner, except for reproduction in daily press and regular printed publications on sale to the public within 60 days of the event related to those data/results and always provided that copyright symbol appears together as follows below.  
© DORNA, 2023





4806 m.

**MotoGP™****GRAN PREMIO MICHELIN® DE LA REPÚBLICA ARGENTINA****Practice Nr. 2****Fastest Laps Sequence**

<i>Practice Time</i>	 <i>Rider</i>	<i>Nation</i>	<i>Motorcycle</i>	<i>Time</i>	<i>Km/h</i>	<i>Rider's Lap</i>
<b>3'29.004</b>	21 <b>Franco MORBIDELLI</b>	ITA	YAMAHA	<b>1'41.625</b>	170.2	2
<b>3'45.877</b>	42 <b>Alex RINS</b>	SPA	HONDA	<b>1'40.937</b>	171.4	2
<b>4'01.441</b>	89 <b>Jorge MARTIN</b>	SPA	DUCATI	<b>1'40.714</b>	171.7	2
<b>5'17.175</b>	20 <b>Fabio QUARTARARO</b>	FRA	YAMAHA	<b>1'40.464</b>	172.2	3
<b>5'26.058</b>	42 <b>Alex RINS</b>	SPA	HONDA	<b>1'40.181</b>	172.7	3
<b>7'10.247</b>	73 <b>Alex MARQUEZ</b>	SPA	DUCATI	<b>1'40.161</b>	172.7	4
<b>7'11.149</b>	43 <b>Jack MILLER</b>	AUS	KTM	<b>1'40.075</b>	172.8	4
<b>7'36.399</b>	41 <b>Aleix ESPARGARO</b>	SPA	APRILIA	<b>1'39.664</b>	173.5	4
<b>9'16.026</b>	41 <b>Aleix ESPARGARO</b>	SPA	APRILIA	<b>1'39.627</b>	173.6	5
<b>16'25.462</b>	42 <b>Alex RINS</b>	SPA	HONDA	<b>1'39.603</b>	173.7	7
<b>42'23.881</b>	89 <b>Jorge MARTIN</b>	SPA	DUCATI	<b>1'39.137</b>	174.5	18
<b>44'02.973</b>	89 <b>Jorge MARTIN</b>	SPA	DUCATI	<b>1'39.092</b>	174.6	19
<b>46'23.247</b>	41 <b>Aleix ESPARGARO</b>	SPA	APRILIA	<b>1'39.079</b>	174.6	16
<b>46'36.723</b>	1 <b>Francesco BAGNAIA</b>	ITA	DUCATI	<b>1'38.969</b>	174.8	15
<b>48'12.667</b>	12 <b>Maverick VIÑALES</b>	SPA	APRILIA	<b>1'38.852</b>	175.0	21
<b>48'38.042</b>	72 <b>Marco BEZZECCHI</b>	ITA	DUCATI	<b>1'38.767</b>	175.1	19
<b>57'39.266</b>	12 <b>Maverick VIÑALES</b>	SPA	APRILIA	<b>1'38.680</b>	175.3	24
<b>58'12.216</b>	41 <b>Aleix ESPARGARO</b>	SPA	APRILIA	<b>1'38.518</b>	175.6	20

These data/results cannot be reproduced, stored and/or transmitted in whole or in part by any manner of electronic, mechanical, photocopying, recording, broadcasting or otherwise now known or herein after developed without the previous express consent by the copyright owner, except for reproduction in daily press and regular printed publications on sale to the public within 60 days of the event related to those data/results and always provided that copyright symbol appears together as follows below.

© DORNA, 2023

Official MotoGP Timing by **TISSOT**  
www.motogp.com



**Termas de Río Hondo, Friday, March 31, 2023**