

5513 m.

# RED BULL GRAND PRIX OF THE AMERICAS

## Practice Nr. 2

### Classification

6

	Rider	Nation	Team	Motorcycle	Time	Lap Total	Gap	Top Speed
1	71 Ayumu SASAKI	JPN	Liqui Moly Husqvarna Intact GP	HUSQVARNA	<b>2'16.306</b>	8 10		<b>241.0</b>
2	5 Jaume MASIA	SPA	Leopard Racing	HONDA	<b>2'16.482</b>	12 12	0.176 0.176	<b>232.2</b>
3	48 Ivan ORTOLÁ	SPA	Angeluss MTA Team	KTM	<b>2'16.762</b>	9 11	0.456 0.280	<b>230.7</b>
4	96 Daniel HOLGADO	SPA	Red Bull KTM Tech3	KTM	<b>2'17.072</b>	11 13	0.766 0.310	<b>229.7</b>
5	27 Kaito TOBA	JPN	SIC58 Squadra Corse	HONDA	<b>2'17.088</b>	12 12	0.782 0.016	<b>231.7</b>
6	53 Deniz ÖNCÜ	TUR	Red Bull KTM Ajo	KTM	<b>2'17.451</b>	10 10	1.145 0.363	<b>231.7</b>
7	44 David MUÑOZ	SPA	BOE Motorsports	KTM	<b>2'17.507</b>	2 11	1.201 0.056	<b>238.4</b>
8	55 Romano FENATI	ITA	Rivacold Snipers Team	HONDA	<b>2'17.569</b>	10 11	1.263 0.062	<b>228.8</b>
9	18 Matteo BERTELLE	ITA	Rivacold Snipers Team	HONDA	<b>2'17.623</b>	12 12	1.317 0.054	<b>231.2</b>
10	82 Stefano NEPA	ITA	Angeluss MTA Team	KTM	<b>2'17.714</b>	8 13	1.408 0.091	<b>235.2</b>
11	10 Diogo MOREIRA	BRA	MT Helmets - MSI	KTM	<b>2'17.806</b>	2 12	1.500 0.092	<b>229.2</b>
12	54 Riccardo ROSSI	ITA	SIC58 Squadra Corse	HONDA	<b>2'17.984</b>	11 11	1.678 0.178	<b>233.7</b>
13	80 David ALONSO	COL	Valresa GASGAS Aspar M3	GASGAS	<b>2'18.000</b>	8 9	1.694 0.016	<b>234.7</b>
14	95 Collin VEIJER	NED	Liqui Moly Husqvarna Intact GP	HUSQVARNA	<b>2'18.041</b>	12 12	1.735 0.041	<b>235.8</b>
15	38 David SALVADOR	SPA	CIP Green Power	KTM	<b>2'18.242</b>	8 9	1.936 0.201	<b>232.2</b>
16	72 Taiyo FURUSATO	JPN	Honda Team Asia	HONDA	<b>2'18.297</b>	10 11	1.991 0.055	<b>231.7</b>
17	6 Ryusei YAMANAKA	JPN	Valresa GASGAS Aspar M3	GASGAS	<b>2'18.386</b>	9 11	2.080 0.089	<b>234.7</b>
18	19 Scott OGDEN	GBR	VisionTrack Racing Team	HONDA	<b>2'18.557</b>	10 10	2.251 0.171	<b>230.7</b>
19	7 Filippo FARIOLI	ITA	Red Bull KTM Tech3	KTM	<b>2'18.575</b>	8 10	2.269 0.018	<b>230.2</b>
20	24 Tatsuki SUZUKI	JPN	Leopard Racing	HONDA	<b>2'18.616</b>	4 12	2.310 0.041	<b>235.2</b>
21	43 Xavier ARTIGAS	SPA	CFMOTO Racing PruestelGP	CFMOTO	<b>2'18.712</b>	2 9	2.406 0.096	<b>234.7</b>
22	92 David ALMANSA	SPA	CFMOTO Racing PruestelGP	CFMOTO	<b>2'18.743</b>	10 11	2.437 0.031	<b>232.7</b>
23	16 Andrea MIGNO	ITA	CIP Green Power	KTM	<b>2'18.821</b>	6 10	2.515 0.078	<b>229.7</b>
24	70 Joshua WHATLEY	GBR	VisionTrack Racing Team	HONDA	<b>2'18.862</b>	10 12	2.556 0.041	<b>230.7</b>
25	22 Ana CARRASCO	SPA	BOE Motorsports	KTM	<b>2'19.157</b>	7 8	2.851 0.295	<b>235.2</b>
26	63 Syarifuddin AZMAN	MAL	MT Helmets - MSI	KTM	<b>2'19.322</b>	8 9	3.016 0.165	<b>231.7</b>
27	99 José Antonio RUEDA	SPA	Red Bull KTM Ajo	KTM	<b>2'19.398</b>	4 6	3.092 0.076	<b>235.8</b>
28	64 Mario AJI	INA	Honda Team Asia	HONDA	<b>2'19.439</b>	3 11	3.133 0.041	<b>228.8</b>

Practice condition: Dry

Air: 23°

Humidity: 70%

Ground: 27°

<b>Fastest Lap:</b>	Lap: 8	<b>Ayumu SASAKI</b>	<b>2'16.306</b>	145.6 Km/h
<b>Best Race Lap:</b>	2017	<b>Aron CANET</b>	<b>2'15.583</b>	146.3 Km/h
<b>All Time Lap Record:</b>	2017	<b>Aron CANET</b>	<b>2'14.644</b>	147.4 Km/h

The results are provisional until the end of the limit for protest and appeals.

Time limit for protest expires 30' after publication of the results - ..... Time: .....

These data/results cannot be reproduced, stored and/or transmitted in whole or in part by any manner of electronic, mechanical, photocopying, recording, broadcasting or otherwise now known or herein after developed without the previous express consent by the copyright owner, except for reproduction in daily press and regular printed publications on sale to the public within 60 days of the event related to those data/results and always provided that copyright symbol appears together as follows below.

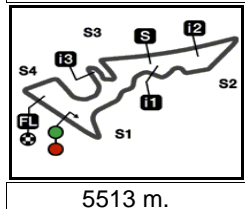
© DORNA, 2023

Official MotoGP Timing by TISSOT

www.motogp.com

Austin, Friday, April 14, 2023






# RED BULL GRAND PRIX OF THE AMERICAS

## Practice Nr. 2

### Combined Practice Times

7

	Rider	Nation	Team	MOTORCYCLE	P1	P2	Gap
1	71 <b>A.SASAKI</b>	JPN	Liqui Moly Husqvarna Intact GP	HUSQVARNA	2'17.190 12	<b>2'16.306</b> 8	
2	5 <b>J.MASIA</b>	SPA	Leopard Racing	HONDA	2'17.180 9	<b>2'16.482</b> 12	0.176 0.176
3	48 <b>I.ORTOLÁ</b>	SPA	Angeluss MTA Team	KTM	2'17.504 11	<b>2'16.762</b> 9	0.456 0.280
4	10 <b>D.MOREIRA</b>	BRA	MT Helmets - MSI	KTM	<b>2'16.908</b> 12	2'17.806 2	0.602 0.146
5	96 <b>D.HOLGADO</b>	SPA	Red Bull KTM Tech3	KTM	2'17.199 10	<b>2'17.072</b> 11	0.766 0.164
6	27 <b>K.TOBA</b>	JPN	SIC58 Squadra Corse	HONDA	2'18.461 13	<b>2'17.088</b> 12	0.782 0.016
7	53 <b>D.ÖNCÜ</b>	TUR	Red Bull KTM Ajo	KTM	2'17.461 10	<b>2'17.451</b> 10	1.145 0.363
8	24 <b>T.SUZUKI</b>	JPN	Leopard Racing	HONDA	<b>2'17.480</b> 8	2'18.616 4	1.174 0.029
9	44 <b>D.MUÑOZ</b>	SPA	BOE Motorsports	KTM	2'18.520 12	<b>2'17.507</b> 2	1.201 0.027
10	55 <b>R.FENATI</b>	ITA	Rivacold Snipers Team	HONDA	2'18.166 11	<b>2'17.569</b> 10	1.263 0.062
11	18 <b>M.BERTELLE</b>	ITA	Rivacold Snipers Team	HONDA	2'18.610 11	<b>2'17.623</b> 12	1.317 0.054
12	99 <b>J.RUEDA</b>	SPA	Red Bull KTM Ajo	KTM	<b>2'17.704</b> 11	2'19.398 4	1.398 0.081
13	82 <b>S.NEPA</b>	ITA	Angeluss MTA Team	KTM	2'18.127 12	<b>2'17.714</b> 8	1.408 0.010
14	54 <b>R.ROSSI</b>	ITA	SIC58 Squadra Corse	HONDA	2'18.553 12	<b>2'17.984</b> 11	1.678 0.270
15	80 <b>D.ALONSO</b>	COL	Valresa GASGAS Aspar M3	GASGAS	2'18.196 11	<b>2'18.000</b> 8	1.694 0.016
16	38 <b>D.SALVADOR</b>	SPA	CIP Green Power	KTM	<b>2'18.014</b> 11	2'18.242 8	1.708 0.014
17	95 <b>C.VEIJER</b>	NED	Liqui Moly Husqvarna Intact GP	HUSQVARNA	2'19.267 12	<b>2'18.041</b> 12	1.735 0.027
18	43 <b>X.ARTIGAS</b>	SPA	CFMOTO Racing PruestelGP	CFMOTO	<b>2'18.211</b> 11	2'18.712 2	1.905 0.170
19	72 <b>T.FURUSATO</b>	JPN	Honda Team Asia	HONDA	2'19.856 15	<b>2'18.297</b> 10	1.991 0.086
20	6 <b>R.YAMANAKA</b>	JPN	Valresa GASGAS Aspar M3	GASGAS	2'18.452 10	<b>2'18.386</b> 9	2.080 0.089
21	19 <b>S.OGDEN</b>	GBR	VisionTrack Racing Team	HONDA	2'18.956 11	<b>2'18.557</b> 10	2.251 0.171
22	7 <b>F.FARIOLI</b>	ITA	Red Bull KTM Tech3	KTM	2'20.247 11	<b>2'18.575</b> 8	2.269 0.018
23	92 <b>D.ALMANSA</b>	SPA	CFMOTO Racing PruestelGP	CFMOTO	2'19.271 13	<b>2'18.743</b> 10	2.437 0.168
24	16 <b>A.MIGNO</b>	ITA	CIP Green Power	KTM	2'19.377 7	<b>2'18.821</b> 6	2.515 0.078
25	70 <b>J.WHATLEY</b>	GBR	VisionTrack Racing Team	HONDA	2'19.805 11	<b>2'18.862</b> 10	2.556 0.041
26	22 <b>A.CARRASCO</b>	SPA	BOE Motorsports	KTM	2'20.081 12	<b>2'19.157</b> 7	2.851 0.295
27	64 <b>M.AJI</b>	INA	Honda Team Asia	HONDA	<b>2'19.307</b> 12	2'19.439 3	3.001 0.150
28	63 <b>S.AZMAN</b>	MAL	MT Helmets - MSI	KTM	2'19.337 12	<b>2'19.322</b> 8	3.016 0.015

<b>Pole Position Record:</b>	2017	<b>Aron CANET</b>	<b>2'14.644</b>	147.4 Km/h
<b>Best Race Lap:</b>	2017	<b>Aron CANET</b>	<b>2'15.583</b>	146.3 Km/h
<b>All Time Lap Record:</b>	2017	<b>Aron CANET</b>	<b>2'14.644</b>	147.4 Km/h

The results are provisional until the end of the limit for protest and appeals.

Time limit for protest expires 60' after publication of the results - ..... Time: .....

These data/results cannot be reproduced, stored and/or transmitted in whole or in part by any manner of electronic, mechanical, photocopying, recording, broadcasting or otherwise now known or herein after developed without the previous express consent by the copyright owner, except for reproduction in daily press and regular printed publications on sale to the public within 60 days of the event related to those data/results and always provided that copyright symbol appears together as follows below.

© DORNA, 2023

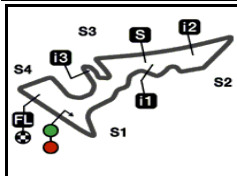
Official MotoGP Timing by TISSOT

www.motogp.com

Austin, Friday, April 14, 2023







5513 m.

## RED BULL GRAND PRIX OF THE AMERICAS

## Practice Nr. 2

## Top Speed &amp; Average

8



Rider	Nation	Motorcycle	Top 5 speeds					Average	Top
71 Ayumu SASAKI	JPN	HUSQVARNA	241.0	232.2	231.7	230.2	230.2	233.1	241.0
44 David MUÑOZ	SPA	KTM	238.4	235.8	233.7	233.2	233.2	234.9	238.4
95 Collin VEIJER	NED	HUSQVARNA	235.8	228.8	228.3	228.3	228.3	229.9	235.8
99 José Antonio RUEDA	SPA	KTM	235.8	231.7	230.7	227.8	227.8	230.8	235.8
22 Ana CARRASCO	SPA	KTM	235.2	234.7	229.7	229.7	229.7	231.8	235.2
24 Tatsuki SUZUKI	JPN	HONDA	235.2	232.7	232.2	231.7	230.7	232.5	235.2
82 Stefano NEPA	ITA	KTM	235.2	233.7	233.2	232.7	231.2	233.2	235.2
6 Ryusei YAMANAKA	JPN	GASGAS	234.7	233.2	230.2	229.2	228.8	230.8	234.7
43 Xavier ARTIGAS	SPA	CFMOTO	234.7	232.2	231.7	231.7	231.2	232.3	234.7
80 David ALONSO	COL	GASGAS	234.7	234.7	233.2	232.7	232.2	233.3	234.7
54 Riccardo ROSSI	ITA	HONDA	233.7	231.2	229.7	228.8	227.8	230.2	233.7
92 David ALMANSA	SPA	CFMOTO	232.7	232.2	228.8	228.3	227.8	229.6	232.7
5 Jaume MASIA	SPA	HONDA	232.2	231.2	231.2	230.7	230.7	231.2	232.2
38 David SALVADOR	SPA	KTM	232.2	231.7	229.7	228.8	228.8	230.0	232.2
27 Kaito TOBA	JPN	HONDA	231.7	229.7	228.3	227.8	227.3	229.0	231.7
53 Deniz ÖNCÜ	TUR	KTM	231.7	227.3	226.4	225.4	225.4	226.9	231.7
63 Syarifuddin AZMAN	MAL	KTM	231.7	230.2	228.3	228.3	228.3	229.4	231.7
72 Taiyo FURUSATO	JPN	HONDA	231.7	231.2	229.2	227.8	227.3	229.4	231.7
18 Matteo BERTELLE	ITA	HONDA	231.2	230.7	230.2	230.2	229.2	230.3	231.2
19 Scott OGDEN	GBR	HONDA	230.7	230.2	229.7	227.3	226.8	228.9	230.7
48 Ivan ORTOLÁ	SPA	KTM	230.7	229.2	227.3	227.3	225.0	227.1	230.7
70 Joshua WHATLEY	GBR	HONDA	230.7	229.7	229.2	226.4	225.9	228.0	230.7
7 Filippo FARIOLI	ITA	KTM	230.2	229.7	227.3	227.3	226.8	228.3	230.2
16 Andrea MIGNO	ITA	KTM	229.7	228.8	228.3	228.3	228.3	228.7	229.7
96 Daniel HOLGADO	SPA	KTM	229.7	229.7	229.2	228.8	228.3	229.1	229.7
10 Diogo MOREIRA	BRA	KTM	229.2	229.2	228.8	228.8	228.8	229.0	229.2
55 Romano FENATI	ITA	HONDA	228.8	227.3	227.3	226.4	225.9	227.1	228.8
64 Mario AJI	INA	HONDA	228.8	226.4	225.9	225.4	225.0	226.3	228.8

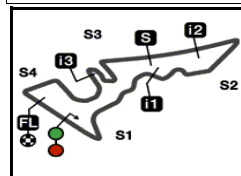
These data/results cannot be reproduced, stored and/or transmitted in whole or in part by any manner of electronic, mechanical, photocopying, recording, broadcasting or otherwise now known or herein after developed without the previous express consent by the copyright owner, except for reproduction in daily press and regular printed publications on sale to the public within 60 days of the event related to those data/results and always provided that copyright symbol appears together as follows below.

© DORNA, 2023

Official MotoGP Timing by TISSOT  
www.motogp.com

Austin, Friday, April 14, 2023





5513 m.

## RED BULL GRAND PRIX OF THE AMERICAS

## Practice Nr. 2

## Chronological Analysis of Performances

9

\* Lap / Sector time cancelled

T1 Time from finish line to 1st intermediate

T3 Time from 2nd intermed. to 3rd intermed.

P Crossing the finish line in pit lane

T2 Time from 1st intermed. to 2nd intermed.

T4 Time from 3rd intermediate to finish line

Lap	Lap Time	T1	T2	T3	T4	Speed	Lap	Lap Time	T1	T2	T3	T4	Speed		
<b>1st</b>	<b>71</b>	<b>Ayumu SASAKI</b> Liqui Moly Husqvarna JPN Runs=2 Total laps=10 Full laps=6 Valid laps=4						3	<b>2'21.244</b>	38.960	33.755	37.009	31.520	226.8	
1	3'28.750	33.572	33.984	38.214	31.096	210.5	4	<b>2'18.776</b>	39.089	33.922	34.842	30.923	227.8		
2	<b>2'18.321</b>	38.988	33.580	34.977	30.776	229.2	5	<b>2'18.314</b>	38.990	33.732	34.729	30.863	227.8		
3	2'18.209 *	38.984	33.614	35.005*	30.606	230.2	6	<b>2'21.188</b>	38.834	33.721	37.643	30.990	227.8		
4	<b>2'18.134</b>	38.798	33.723	34.597	31.016	232.2	7	<b>2'18.303</b>	38.894	33.655	34.836	30.918	229.7		
5	<b>2'17.612</b>	38.704	33.578	34.844	30.486	231.7	8	<b>2'17.838</b>	38.696	33.585	34.776	30.781	229.2		
6	2'24.618 P	40.17*	34.730	34.932	34.781	229.2	9	2'27.271 P	41.73*	34.681*	35.243	35.609	226.8		
7	13'29.207	32.662	34.220	34.819	30.328	228.8	10	6'43.316	33.254	34.230	34.827	30.848	228.3		
8	<b>2'16.306</b>	38.311	33.202	34.330	30.463	241.0	11	<b>2'17.072</b>	38.658	33.385	34.562	30.467	229.7		
9	2'20.596 *	40.96*	33.571	35.464	30.593	230.2	12	2'24.021 *	43.59*	34.895	34.764	30.772*	228.8		
10	2'31.404 P	44.61*	35.621	36.196	34.975	229.2	13	<b>2'25.913</b>	38.688	38.517	36.117	32.591	226.4		
<b>2nd</b>	<b>5</b>	<b>Jaume MASIA</b> Leopard Racing SPA Runs=3 Total laps=12 Full laps=7 Valid laps=6						<b>5th</b>	<b>27</b>	<b>Kaito TOBA</b> SIC58 Squadra Corse JPN Runs=2 Total laps=12 Full laps=9 Valid laps=7					
1	3'06.508	36.675	34.885	35.314	31.031	230.7	1	3'12.496	35.682	34.548	35.356	30.882	226.4		
2	<b>2'18.114</b>	38.901	33.733	34.809	30.671	228.8	2	2'24.410 *			35.454	30.764	225.4		
3	<b>2'32.298</b>	38.925	33.629	46.663	33.081	227.8	3	<b>2'18.310</b>	38.856	33.764	34.958	30.732	227.8		
4	<b>2'18.227</b>	38.707	33.905	34.838	30.777	230.2	4	<b>2'18.652</b>	38.684	33.812	35.224	30.932	226.8		
5	2'26.383 P	40.857	34.530	36.148	34.848	226.4	5	<b>2'32.451</b>	38.943	37.608	44.184	31.716	203.7		
6	4'59.630	35.955	34.019	34.961	30.807	228.8	6	<b>2'18.593</b>	38.837	33.832	35.254	30.670	228.3		
7	<b>2'17.292</b>	38.701	33.491	34.502	30.598	232.2	7	<b>2'17.896</b>	38.668	33.627	34.916	30.685	227.3		
8	<b>2'17.563</b>	38.819	33.443	34.766	30.535	230.2	8	2'25.723 P	38.836	35.051*	35.916	35.920	222.6		
9	2'23.843 P	38.691	33.610	36.698	34.844	229.2	9	8'43.623 *	40.346	34.497*	34.910	32.979	226.8		
10	6'15.093	34.931	33.679	34.553	30.502	231.2	10	<b>2'17.547</b>	38.502	33.748	34.553	30.744	231.7		
11	2'20.064 *	38.436	33.271	34.560	33.797*	231.2	11	2'24.905 *	43.17*	33.892	36.934	30.908	225.9		
12	<b>2'16.482</b>	38.294	33.327	34.341	30.520	230.7	12	<b>2'17.088</b>	38.434	33.584	34.642	30.428	229.7		
<b>3rd</b>	<b>48</b>	<b>Ivan ORTOLÁ</b> Angeluss MTA Team SPA Runs=2 Total laps=11 Full laps=8 Valid laps=7						<b>6th</b>	<b>53</b>	<b>Deniz ÖNCÜ</b> Red Bull KTM Ajo TUR Runs=3 Total laps=10 Full laps=6 Valid laps=5					
1	2'37.292	35.362	34.788	35.329	31.303	222.2	1	3'25.504 P	35.641	35.705	38.051	34.517	188.4		
2	<b>2'19.263</b>	39.214	33.799	35.113	31.137	225.0	2	8'46.713	35.025	34.523	35.505	34.401	217.7		
3	<b>2'19.014</b>	39.294	33.792	34.969	30.959	223.6	3	2'18.197 *	38.680	33.717	34.991	30.809*	231.7		
4	2'18.935 *	39.168	33.741	34.770	31.256*	225.0	4	<b>2'18.751</b>	38.864	33.926	35.032	30.929	225.0		
5	<b>2'18.877</b>	39.154	33.939	34.958	30.826	223.6	5	<b>2'17.912</b>	38.772	33.673	34.785	30.682	225.4		
6	<b>2'18.700</b>	39.044	33.781	34.921	30.954	225.0	6	2'22.140 P	38.87*	34.180*	35.002	34.086	225.4		
7	2'26.932 P	39.171	34.158	38.042	35.561	221.3	7	7'01.703 *	35.544	34.059*	34.742	34.707	225.4		
8	11'41.626	33.491	34.245	36.747	30.954	227.3	8	<b>2'17.843</b>	38.894	33.598	34.609	30.742	226.4		
9	<b>2'16.762</b>	38.501	33.442	34.309	30.510	230.7	9	<b>2'24.786</b>	38.918	37.017	37.920	30.931	178.5		
10	<b>2'22.961</b>	38.734	33.579	34.659	35.989	227.3	10	<b>2'17.451</b>	38.648	33.605	34.568	30.630	227.3		
11	<b>2'17.861</b>	38.717	34.015	34.540	30.589	229.2	<b>7th</b>	<b>44</b>	<b>David MUÑOZ</b> BOE Motorsports SPA Runs=2 Total laps=11 Full laps=8 Valid laps=5						
<b>4th</b>	<b>96</b>	<b>Daniel HOLGADO</b> Red Bull KTM Tech3 SPA Runs=2 Total laps=13 Full laps=10 Valid laps=9						1	3'07.380	37.544	36.849	35.265	30.866	238.4	
1	2'52.829	35.695	34.273	35.134	31.269	226.4	2	<b>2'17.507</b>	38.764	33.408	34.716	30.619	231.7		
2	<b>2'19.229</b>	39.341	33.732	35.040	31.116	227.3	3	<b>2'32.298</b>	38.815	33.556	46.687	33.240	231.2		
							4	<b>2'18.041</b>	38.711	33.836	34.809	30.685	235.8		

**Fastest Lap:** Ayumu SASAKI Liqui Moly Husqvarna JPN **2'16.306** 38.311 33.202 34.330 30.463

These data/results cannot be reproduced, stored and/or transmitted in whole or in part by any manner of electronic, mechanical, photocopying, recording, broadcasting or otherwise now known or herein after developed without the previous express consent by the copyright owner, except for reproduction in daily press and regular printed publications on sale to the public within 60 days of the event related to those data/results and always provided that copyright symbol appears together as follows below.  
© DORNA, 2023

# Practice Nr. 2

# Moto3

Lap	Lap Time	T1	T2	T3	T4	Speed	Lap	Lap Time	T1	T2	T3	T4	Speed
5	2'26.530 *	42.46*	35.420	36.042	32.604	229.7	2	2'17.806	38.564	33.657	34.760	30.825	228.8
6	2'24.553 P	38.656	33.800	34.603	37.494	231.2	3	2'35.020	38.668	46.081	39.073	31.198	226.8
7	12'42.944 *	32.420	33.853	34.627	30.690*	231.7	4	2'18.762	38.998	33.786	34.822	31.156	227.3
8	2'17.160 *	37.45*	33.627*	34.759	31.322	233.7	5	2'18.328	38.766	33.614	34.974	30.974	228.3
9	2'18.910	38.766	33.632	34.999	31.513	227.8	6	2'18.219	38.769	33.704	34.786	30.960	225.9
10	2'21.435	39.584	34.302	35.182	32.367	233.2	7	2'23.726 P	38.55*	34.916	35.698	34.557	225.0
11	2'20.252 *	39.186	33.705	35.353	32.008*	233.2	8	9'57.543 *	31.889	34.046	34.968	31.060*	228.8
<b>8th 55 Romano FENATI</b> Rivacold Snipers Tea ITA Runs=3 Total laps=11 Full laps=6 Valid laps=5							9	2'18.641	38.918	33.772	34.794	31.157	229.2
1	3'16.382	35.857	34.654	35.506	31.385	226.4	10	2'18.664	38.917	33.904	34.765	31.078	228.8
2	2'18.897	39.040	33.792	35.045	31.020	227.3	11	2'20.787	39.519	34.519	35.174	31.575	226.4
3	2'19.099	38.865	33.919	35.203	31.112	225.0	12	2'21.531	39.690	34.323	35.810	31.708	229.2
4	2'29.462 P	40.927	36.946	37.263	34.326	228.8	<b>12th 54 Riccardo ROSSI</b> SIC58 Squadra Corse ITA Runs=2 Total laps=11 Full laps=8 Valid laps=5						
5	6'44.328	34.255	34.265	35.326	30.742	224.5	1	3'14.638	35.712	34.866	35.428	31.327	227.3
6	2'18.124	38.800	33.647	34.951	30.726	224.0	2	2'23.469 *	39.00*	35.214	37.941	31.313	211.7
7	2'18.205 *	38.79*	33.659*	35.076	30.676	225.0	3	2'24.419 *	39.354	34.087	39.599	31.379*	227.3
8	2'24.654 P	39.715	34.534	35.986	34.419	216.0	4	2'19.806	39.386	34.227	35.148	31.045	229.7
9	6'13.883	33.614	33.852	36.357	33.717	218.1	5	2'20.288	39.196	34.452	35.453	31.187	228.8
10	2'17.569	38.706	33.436	34.769	30.658	225.9	6	2'23.123 *	40.42*	35.026	36.505	31.167	225.4
11	2'25.629	44.505	33.849	35.217	32.058	227.3	7	2'23.870 P	39.200	34.124	34.995	35.551	227.8
<b>9th 18 Matteo BERTELLE</b> Rivacold Snipers Tea ITA Runs=3 Total laps=12 Full laps=7 Valid laps=5							8	11'02.891	40.671	34.876	35.415	32.819	227.3
1	3'09.000	34.866	34.350	35.353	31.028	230.2	9	2'18.315	38.883	33.832	34.710	30.890	231.2
2	2'19.590	39.365	34.358	35.030	30.837	229.2	10	2'24.800	39.003	34.250	40.183	31.364	216.4
3	2'28.983	39.288	33.885	41.960	33.850	230.7	11	2'17.984	38.585	33.803	34.772	30.824	233.7
4	2'18.568	38.926	33.771	34.908	30.963	231.2	<b>13th 80 David ALONSO</b> Valresa GASGAS Asp COL Runs=2 Total laps=9 Full laps=6 Valid laps=5						
5	2'26.622 *	42.02*	38.061	35.344	31.197	226.8	1	3'07.734	34.974	34.749	35.585	31.122	233.2
6	2'21.784 P	39.051	33.759	34.807	34.167	227.3	2	2'19.492	39.446	33.954	35.077	31.015	232.7
7	4'54.198	35.575	36.557	35.010	30.663	221.3	3	2'18.606	38.932	33.818	34.983	30.873	234.7
8	2'18.007	38.970	33.737	34.752	30.548	226.8	4	2'31.877	41.764	35.397	43.506	31.210	202.6
9	2'23.007 P	38.781	33.729*	35.252	35.245	227.3	5	2'28.065 P	39.277	36.158	36.305	36.325	219.5
10	5'56.194	33.397	34.029	42.659	39.819	186.8	6	15'34.055	33.051	34.020	34.809	30.832	234.7
11	2'23.676 *	40.417	37.788*	34.822	30.649	230.2	7	2'18.175	38.797	33.832	34.806	30.740	225.4
12	2'17.623	38.650	33.785	34.558	30.630	226.4	8	2'18.000	38.548	33.440	34.620	31.392	232.2
<b>10th 82 Stefano NEPA</b> Angeluss MTA Team ITA Runs=2 Total laps=13 Full laps=10 Valid laps=7							9	2'24.772 *	44.06*	34.618	35.007	31.080	232.2
1	2'44.404	39.419	37.812	36.316	31.012	222.2	<b>14th 95 Collin VEIJER</b> Liqui Moly Husqvarna NED Runs=2 Total laps=12 Full laps=9 Valid laps=8						
2	2'19.382 *	39.172	34.034	35.350	30.826*	225.9	1	3'30.254	34.235	34.617	37.636	31.502	227.3
3	2'19.021	39.125	33.873	35.174	30.849	226.4	2	2'21.305 *	40.009	34.486*	35.408	31.402	227.3
4	2'30.329	39.046	37.968	42.538	30.777	218.6	3	2'20.558	39.637	34.323	35.416	31.182	226.8
5	2'18.565	38.904	33.860	35.000	30.801	227.8	4	2'20.054	39.518	34.206	35.219	31.111	227.8
6	2'20.124 *	38.903	33.787	35.107	32.327*	229.2	5	2'19.449	39.393	34.121	35.018	30.917	228.3
7	2'18.345	38.883	33.701	34.905	30.856	232.7	6	2'19.041	39.268	33.915	35.057	30.801	227.3
8	2'17.714	38.747	33.597	34.814	30.556	233.2	7	2'18.271	38.897	33.844	34.810	30.720	228.3
9	2'23.281 P	38.94*	34.756	35.744	33.835	221.3	8	2'23.933 P	38.91*	35.124	35.580	34.312	225.9
10	7'01.944	32.392	34.067	39.473	40.273	231.2	9	8'39.938 *	39.351	34.541*	35.464	32.521	228.8
11	2'17.859	38.781	33.653	34.734	30.691	233.7	10	2'19.603	39.534	33.863	35.184	31.022	235.8
12	2'25.365 *	38.500	35.498*	38.409	32.958	183.3	11	2'18.610	39.338	33.591	34.856	30.825	228.3
13	2'18.693	38.681	33.827	35.119	31.066	235.2	12	2'18.041	38.881	33.814	34.581	30.765	227.8
<b>11th 10 Diogo MOREIRA</b> MT Helmets - MSI BRA Runs=2 Total laps=12 Full laps=9 Valid laps=9							<b>15th 38 David SALVADOR</b> CIP Green Power SPA Runs=2 Total laps=9 Full laps=6 Valid laps=5						
1	3'37.859	34.525	33.892	35.028	31.110	227.3	1	3'07.014	36.516	36.209	35.415	31.274	231.7

**Fastest Lap:** Ayumu SASAKI Liqui Moly Husqvarna JPN 2'16.306 38.311 33.202 34.330 30.463

These data/results cannot be reproduced, stored and/or transmitted in whole or in part by any manner of electronic, mechanical, photocopying, recording, broadcasting or otherwise now known or herein after developed without the previous express consent by the copyright owner, except for reproduction in daily press and regular printed publications on sale to the public within 60 days of the event related to those data/results and always provided that copyright symbol appears together as follows below.  
© DORNA, 2023

## Practice Nr. 2

## Moto3

Lap	Lap Time	T1	T2	T3	T4	Speed	Lap	Lap Time	T1	T2	T3	T4	Speed
2	2'19.412	39.256	34.026	35.001	31.129	228.3	5	2'24.933	39.500	35.256	37.481	32.696	221.7
3	2'19.734	39.224	34.223	35.287	31.000	232.2	6	2'24.162 P	39.983	34.126	35.490	34.563	224.5
4	2'30.954	39.285	34.156	45.664	31.849	227.3	7	13'33.413	33.090	34.245	35.365	31.759	227.3
5	2'20.645	39.458	34.390	35.517	31.280	228.8	8	2'18.575	39.188	33.687	34.706	30.994	225.4
6	2'28.037 P	41.684	36.128	35.705	34.520	221.3	9	2'18.997 *	39.107	33.649	34.880	31.361*	226.8
7	15'20.604 *	43.820	35.017	44.636	33.728*	228.8	10	2'23.199	39.270	34.325	38.204	31.400	230.2
8	2'18.242	38.979	33.668	34.689	30.906	229.7	<b>20th 24</b> Tatsuki SUZUKI Leopard Racing JPN						
9	2'26.324 *	39.335	36.059*	39.817	31.113	228.8	Runs=3 Total laps=12 Full laps=7 Valid laps=4						
<b>16th 72</b> Taiyo FURUSATO Honda Team Asia JPN							1	3'23.691	38.797	36.293	38.562	32.028	193.8
Runs=2 Total laps=11 Full laps=8 Valid laps=5							2	2'18.701 *	38.832	33.660	35.376	30.833*	232.2
1	2'54.636	35.093	34.457	35.552	31.412	227.8	3	2'18.068 *	38.913	33.710	34.653*	30.792	232.7
2	2'22.109	39.648	34.370	35.421	32.670	225.4	4	2'18.616	38.604	33.988	35.114	30.910	235.2
3	2'20.555 *	39.556	34.332	35.287	31.380*	229.2	5	2'25.340 P	38.49*	35.239	35.614	35.994	228.3
4	2'20.522	39.408	34.438	35.361	31.315	225.0	6	5'15.315	36.829	34.552	35.611	31.284	230.2
5	2'27.431 *	41.14*	35.422	38.623	32.237	212.5	7	2'19.861 *	38.83*	34.556	35.258	31.209	230.2
6	2'19.823	39.372	34.114	35.311	31.026	227.3	8	2'19.681	39.107	34.284	35.153	31.137	230.7
7	2'29.766 P	39.47*	35.484	38.335	36.470	209.3	9	2'22.302 P	38.57*	34.675	35.217	33.832	230.2
8	11'17.998	39.072	34.105	35.290	35.151	231.2	10	5'51.066	41.344	38.830	35.662	30.497	224.0
9	2'19.005	38.982	34.131	35.146	30.746	231.7	11	2'20.066	38.730	34.493	35.941	30.902	208.4
10	2'18.297	38.909	33.696	34.780	30.912	225.0	12	2'21.075	40.472	34.581	35.165	30.857	231.7
11	2'25.791 *	39.433	37.103	37.864	31.391*	218.6	<b>21st 43</b> Xavier ARTIGAS CFMOTO Racing Pru SPA						
<b>17th 6</b> Ryusei YAMANAKA Valresa GASGAS Asp JPN							Runs=2 Total laps=9 Full laps=6 Valid laps=4						
Runs=2 Total laps=11 Full laps=8 Valid laps=5							1	3'23.148	37.176	35.566	37.874	31.773	215.1
1	3'07.611	34.524	34.502	35.378	31.457	230.2	2	2'18.712	38.797	33.853	35.050	31.012	231.7
2	2'19.140 *	39.03*	34.059	35.101	30.946	233.2	3	2'18.272 *	38.745	33.719	34.996*	30.812	231.2
3	2'18.989	38.911	34.046	35.090	30.942	226.4	4	2'19.792	39.207	34.430	34.945	31.210	231.7
4	2'31.793 *	40.24*	37.202	43.164	31.178	217.7	5	2'29.227 P	39.362	35.968	38.868	35.029	225.9
5	2'23.814	39.311	37.440	35.665	31.398	217.3	6	15'23.970	35.464	34.717	35.105	31.399	229.7
6	2'18.768	38.838	34.019	35.045	30.866	228.8	7	2'23.527	38.826	34.303	34.604	35.794	230.2
7	2'26.373 P	39.81*	33.979	35.714	36.868	227.8	8	2'24.665 *	38.873	35.608*	34.720	35.464	232.2
8	11'04.787	38.836	34.057	34.783	34.411	228.8	9	2'19.303	38.675	34.222	34.798	31.608	234.7
9	2'18.386	38.945	33.752	34.530	31.159	229.2	<b>22nd 92</b> David ALMANSA CFMOTO Racing Pru SPA						
10	2'26.048 *	38.16*	34.130	42.480	31.275	214.2	Runs=2 Total laps=11 Full laps=8 Valid laps=6						
11	2'18.720	39.028	33.830	34.951	30.911	234.7	1	3'21.974	36.685	35.036	37.882	31.508	198.8
<b>18th 19</b> Scott OGDEN VisionTrack Racing T GBR							2	2'20.229	39.507	33.920	35.598	31.204	227.3
Runs=2 Total laps=10 Full laps=7 Valid laps=7							3	2'19.358 *	39.279	33.837	35.032*	31.210	232.7
1	3'09.809	35.110	37.093	40.704	31.094	221.7	4	2'20.086 *	39.218	34.501*	35.282	31.085	227.8
2	2'19.229	39.237	34.053	35.127	30.812	229.7	5	2'20.048	39.107	33.919	35.113	31.909	227.8
3	2'28.949	39.002	34.967	39.123	35.857	214.7	6	2'18.794	38.986	33.868	35.033	30.907	232.2
4	2'18.846	38.904	33.916	35.186	30.840	227.3	7	2'24.780 P	38.893	34.037	36.365	35.485	225.9
5	2'26.517	39.511	38.268	37.598	31.140	189.4	8	10'46.219	36.093	34.601	35.059	30.857	225.4
6	2'22.472 P	38.959	33.894	35.263	34.356	230.2	9	2'18.835	39.272	33.806	34.883	30.874	228.3
7	13'07.643	35.543	34.396	35.348	31.102	230.7	10	2'18.743	38.977	33.887	34.955	30.924	227.3
8	2'25.297	38.605	34.032	39.451	33.209	224.0	11	2'18.778	38.926	33.914	34.986	30.952	228.8
9	2'22.852	38.714	33.534	35.116	35.488	225.0	<b>23rd 16</b> Andrea MIGNO CIP Green Power ITA						
10	2'18.557	38.462	33.983	35.212	30.900	226.8	Runs=2 Total laps=10 Full laps=7 Valid laps=7						
<b>19th 7</b> Filippo FARIOLI Red Bull KTM Tech3 ITA							1	3'08.831	35.282	34.829	35.356	31.187	228.3
Runs=2 Total laps=10 Full laps=7 Valid laps=6							2	2'19.304	39.323	33.967	35.014	31.000	228.3
1	2'54.404	35.582	34.667	35.773	31.626	223.6	3	2'38.810	39.305	33.888	54.350	31.267	228.8
2	2'21.523	39.892	34.495	35.090	32.046	229.7	4	2'21.598	39.344	34.156	36.721	31.377	226.4
3	2'21.802	40.019	34.513	35.694	31.576	223.1	5	2'19.389	39.200	34.030	35.169	30.990	225.4
4	2'20.781	39.329	34.328	35.587	31.537	227.3	6	2'18.821	39.074	33.777	35.048	30.922	226.8

**Fastest Lap:** Ayumu SASAKI Liqui Moly Husqvarna JPN 2'16.306 38.311 33.202 34.330 30.463

These data/results cannot be reproduced, stored and/or transmitted in whole or in part by any manner of electronic, mechanical, photocopying, recording, broadcasting or otherwise now known or herein after developed without the previous express consent by the copyright owner, except for reproduction in daily press and regular printed publications on sale to the public within 60 days of the event related to those data/results and always provided that copyright symbol appears together as follows below.  
© DORNA, 2023

## Practice Nr. 2

## Moto3

Lap	Lap Time		T1	T2	T3	T4	Speed	Lap	Lap Time		T1	T2	T3	T4	Speed
7	2'22.144	P	38.953	33.910	34.855	34.426	229.7	4	2'30.113		39.286	34.389	43.695	32.743	221.7
8	12'56.092		40.018	34.950	44.309	33.375	226.4	5	2'22.183		39.856	34.871	36.014	31.442	225.0
9	2'20.954		39.077	33.788	37.165	30.924	228.3	6	2'19.677		39.439	34.027	35.131	31.080	220.4
10	2'24.367		38.843	33.652	40.698	31.174	226.8	7	2'28.960	P	41.84*	35.107	35.859	36.146	219.9

**24th 70** Joshua WHATLEY VisionTrack Racing T GBR  
Runs=2 Total laps=12 Full laps=9 Valid laps=4

1	3'10.181		35.226	37.161	40.426	31.287	220.8
2	2'19.767	*	39.281	34.167*	35.314	31.005	229.2
3	2'28.366	*	38.64*	34.309	37.723	37.693	222.2
4	2'25.692		38.998	34.352	40.602	31.740	225.9
5	2'22.560	*	39.171	34.444*	35.577	33.368	223.6
6	2'19.760		39.132	34.084	35.581	30.963	225.0
7	2'19.586		39.066	34.096	35.271	31.153	226.4
8	2'31.470	P	42.83*	35.573	37.430	35.633	208.0
9	8'16.342		35.915	34.701	35.563	31.300	225.9
10	2'18.862		38.862	33.865	35.160	30.975	229.7
11	2'27.376	*	39.14*	36.172	39.973	32.082	217.3
12	2'22.721	*	39.007	34.289	36.652	32.773*	230.7

**25th 22** Ana CARRASCO BOE Motorsports SPA  
Runs=2 Total laps=8 Full laps=5 Valid laps=4

1	3'08.551		35.723	34.903	35.717	31.423	234.7
2	2'20.376		39.454	34.147	35.748	31.027	229.7
3	2'19.419		39.075	33.951	35.317	31.076	235.2
4	2'38.058	P	41.05*	36.396	45.822	34.787	219.9
5	17'25.472		32.623	34.643	35.430	31.020	229.7
6	2'31.350	*	38.10*	36.036	43.863	33.343	215.5
7	2'19.157		39.228	33.911	35.158	30.860	228.3
8	2'26.659		39.251	38.670	37.411	31.327	229.7

**26th 63** Syarifuddin AZMAN MT Helmets - MSI MAL  
Runs=2 Total laps=9 Full laps=6 Valid laps=3

1	2'55.201		34.810	34.539	35.606	31.309	227.3
2	2'20.540	*	39.610	34.058	35.418	31.454*	228.3
3	2'39.667		39.979	35.705	41.768	42.215	181.8
4	2'20.634		39.721	34.764	35.119	31.030	231.7
5	2'33.478	P	42.35*	37.193	37.063	36.864	224.0
6	15'01.358	*	32.805	36.087	35.212	31.057*	228.3
7	2'34.324	*	37.95*	36.899	46.083	33.389	182.1
8	2'19.322		39.165	33.852	35.093	31.212	230.2
9	2'27.890	*	39.611	35.013*	42.195	31.071	228.3

**27th 99** José Antonio RUED Red Bull KTM Ajo SPA  
Runs=2 Total laps=6 Full laps=3 Valid laps=1

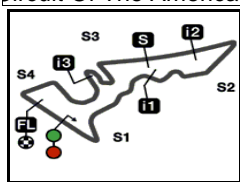
1	3'21.691		36.343	34.967	37.052	31.505	223.1
2	2'19.328	*	39.178	33.838	35.091	31.221*	230.7
3	2'18.916	*	38.952	33.753	35.124*	31.087	231.7
4	2'19.398		38.762	34.046	35.247	31.343	235.8
5	2'26.137	P	38.71*	34.823	35.846	36.754	227.8
6	5'19.141	*	33.532	34.318	35.139	31.262*	227.8

**28th 64** Mario AJI Honda Team Asia INA  
Runs=2 Total laps=11 Full laps=8 Valid laps=7

1	3'07.169		35.489	34.603	39.566	31.307	213.0
2	2'19.650		39.212	34.120	35.310	31.008	225.9
3	2'19.439		39.064	34.384	34.987	31.004	225.4

**Fastest Lap:** Ayumu SASAKI Liqui Moly Husqvarna JPN 2'16.306 38.311 33.202 34.330 30.463

These data/results cannot be reproduced, stored and/or transmitted in whole or in part by any manner of electronic, mechanical, photocopying, recording, broadcasting or otherwise now known or herein after developed without the previous express consent by the copyright owner, except for reproduction in daily press and regular printed publications on sale to the public within 60 days of the event related to those data/results and always provided that copyright symbol appears together as follows below.  
© DORNA, 2023



5513 m.

## RED BULL GRAND PRIX OF THE AMERICAS

## Practice Nr. 2

## Best Partial Times

Moto3™

IT Ideal Lap Time, sum of the best partial times

BT Best Lap Time

T1		T2		T3		T4				IT	BT	
Pos	Rider	Time	Rider	Time	Rider	Time	Rider	Time	Pos	Rider	IT	BT
1	J.MASIA	38.294	A.SASAKI	33.202	I.ORTOLÁ	34.309	A.SASAKI	30.328	1	A.SASAKI	2'16.171	2'16.306 (1)
2	A.SASAKI	38.311	J.MASIA	33.271	A.SASAKI	34.330	K.TOBA	30.428	2	J.MASIA	2'16.408	2'16.482 (2)
3	K.TOBA	38.434	D.HOLGADO	33.385	J.MASIA	34.341	D.HOLGADO	30.467	3	I.ORTOLÁ	2'16.762	2'16.762 (3)
4	S.OGDEN	38.462	D.MUÑOZ	33.408	R.YAMANAKA	34.530	T.SUZUKI	30.497	4	K.TOBA	2'16.999	2'17.088 (5)
5	S.NEPA	38.500	R.FENATI	33.436	K.TOBA	34.553	J.MASIA	30.502	5	D.HOLGADO	2'17.072	2'17.072 (4)
6	I.ORTOLÁ	38.501	D.ALONSO	33.440	M.BERTELLE	34.558	I.ORTOLÁ	30.510	6	D.MUÑOZ	2'17.286	2'17.507 (7)
7	D.ALONSO	38.548	I.ORTOLÁ	33.442	D.HOLGADO	34.562	M.BERTELLE	30.548	7	D.ALONSO	2'17.348	2'18.000 (13)
8	D.MOREIRA	38.564	S.OGDEN	33.534	D.ÖNCÜ	34.568	S.NEPA	30.556	8	S.NEPA	2'17.387	2'17.714 (10)
9	R.ROSSI	38.585	K.TOBA	33.584	C.VEIJER	34.581	D.MUÑOZ	30.619	9	D.ÖNCÜ	2'17.444	2'17.451 (6)
10	T.SUZUKI	38.604	C.VEIJER	33.591	D.MUÑOZ	34.603	D.ÖNCÜ	30.630	10	M.BERTELLE	2'17.493	2'17.623 (9)
11	D.ÖNCÜ	38.648	S.NEPA	33.597	X.ARTIGAS	34.604	R.FENATI	30.658	11	R.FENATI	2'17.569	2'17.569 (8)
12	M.BERTELLE	38.650	D.ÖNCÜ	33.598	D.ALONSO	34.620	C.VEIJER	30.720	12	D.MOREIRA	2'17.763	2'17.806 (11)
13	D.MUÑOZ	38.656	D.MOREIRA	33.614	D.SALVADOR	34.689	D.ALONSO	30.740	13	C.VEIJER	2'17.773	2'18.041 (14)
14	D.HOLGADO	38.658	F.FARIOLI	33.649	F.FARIOLI	34.706	T.FURUSATO	30.746	14	X.ARTIGAS	2'17.810	2'18.712 (21)
15	X.ARTIGAS	38.675	A.MIGNO	33.652	R.ROSSI	34.710	S.OGDEN	30.812	15	T.SUZUKI	2'17.875	2'18.616 (20)
16	R.FENATI	38.706	T.SUZUKI	33.660	S.NEPA	34.734	X.ARTIGAS	30.812	16	R.ROSSI	2'17.922	2'17.984 (12)
17	J.RUEDA	38.762	D.SALVADOR	33.668	D.MOREIRA	34.760	R.ROSSI	30.824	17	S.OGDEN	2'17.924	2'18.557 (18)
18	R.YAMANAKA	38.838	T.FURUSATO	33.696	R.FENATI	34.769	D.MOREIRA	30.825	18	R.YAMANAKA	2'17.986	2'18.386 (17)
19	A.MIGNO	38.843	X.ARTIGAS	33.719	T.FURUSATO	34.780	D.ALMANSA	30.857	19	T.FURUSATO	2'18.131	2'18.297 (16)
20	J.WHATLEY	38.862	M.BERTELLE	33.737	A.MIGNO	34.855	A.CARRASCO	30.860	20	D.SALVADOR	2'18.242	2'18.242 (15)
21	C.VEIJER	38.881	R.YAMANAKA	33.752	D.ALMANSA	34.883	R.YAMANAKA	30.866	21	A.MIGNO	2'18.272	2'18.821 (23)
22	D.ALMANSA	38.893	J.RUEDA	33.753	M.AJI	34.939	D.SALVADOR	30.906	22	D.ALMANSA	2'18.439	2'18.743 (22)
23	T.FURUSATO	38.909	M.AJI	33.772	J.RUEDA	35.091	A.MIGNO	30.922	23	F.FARIOLI	2'18.456	2'18.575 (19)
24	D.SALVADOR	38.979	R.ROSSI	33.803	S.AZMAN	35.093	J.WHATLEY	30.963	24	J.RUEDA	2'18.693	2'19.398 (27)

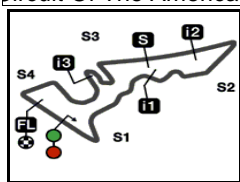
These data/results cannot be reproduced, stored and/or transmitted in whole or in part by any manner of electronic, mechanical, photocopying, recording, broadcasting or otherwise now known or herein after developed without the previous express consent by the copyright owner, except for reproduction in daily press and regular printed publications on sale to the public within 60 days of the event related to those data/results and always provided that copyright symbol appears together as follows below.

© DORNA, 2023

Official MotoGP Timing by TISSOT  
www.motogp.com







5513 m.

## RED BULL GRAND PRIX OF THE AMERICAS

## Practice Nr. 2

## Best Partial Times

Moto3™

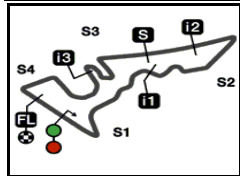
*IT* Ideal Lap Time, sum of the best partial times*BT* Best Lap Time

<b>T1</b>		<b>T2</b>		<b>T3</b>		<b>T4</b>				<i>IT</i>	<i>BT</i>	
Pos	Rider	Time	Rider	Time	Rider	Time	Rider	Time	Pos	Rider		
25	M.AJI	39.064	D.ALMANSA	33.806	T.SUZUKI	35.114	F.FARIOLI	30.994	25	<b>M.AJI</b>	2'18.779	2'19.439 (28)
26	<b>A.CARRASCO</b>	<b>39.075</b>	<b>S.AZMAN</b>	<b>33.852</b>	<b>S.OGDEN</b>	<b>35.116</b>	<b>M.AJI</b>	<b>31.004</b>	26	<b>J.WHATLEY</b>	2'18.850	2'18.862 (24)
27	F.FARIOLI	39.107	J.WHATLEY	33.865	A.CARRASCO	35.158	S.AZMAN	31.030	27	<b>A.CARRASCO</b>	2'19.004	2'19.157 (25)
28	<b>S.AZMAN</b>	<b>39.165</b>	<b>A.CARRASCO</b>	<b>33.911</b>	<b>J.WHATLEY</b>	<b>35.160</b>	<b>J.RUEDA</b>	<b>31.087</b>	28	<b>S.AZMAN</b>	2'19.140	2'19.322 (26)

These data/results cannot be reproduced, stored and/or transmitted in whole or in part by any manner of electronic, mechanical, photocopying, recording, broadcasting or otherwise now known or herein after developed without the previous express consent by the copyright owner, except for reproduction in daily press and regular printed publications on sale to the public within 60 days of the event related to those data/results and always provided that copyright symbol appears together as follows below.  
© DORNA, 2023

Official MotoGP Timing by **TISSOT**  
www.motogp.com






5513 m.

## RED BULL GRAND PRIX OF THE AMERICAS

## Practice Nr. 2

## Fastest Laps Sequence

<i>Practice Time</i>	 <i>Rider</i>	<i>Nation</i>	<i>Motorcycle</i>	<i>Time</i>	<i>Km/h</i>	<i>Rider's Lap</i>
<b>4'56.555</b>	48 <b>Ivan ORTOLÁ</b>	SPA	KTM	<b>2'19.263</b>	142.5	2
<b>5'12.058</b>	96 <b>Daniel HOLGADO</b>	SPA	KTM	<b>2'19.229</b>	142.5	2
<b>5'24.622</b>	5 <b>Jaume MASIA</b>	SPA	HONDA	<b>2'18.114</b>	143.6	2
<b>5'24.887</b>	44 <b>David MUÑOZ</b>	SPA	KTM	<b>2'17.507</b>	144.3	2
<b>19'58.452</b>	5 <b>Jaume MASIA</b>	SPA	HONDA	<b>2'17.292</b>	144.5	7
<b>30'35.380</b>	96 <b>Daniel HOLGADO</b>	SPA	KTM	<b>2'17.072</b>	144.7	11
<b>30'37.401</b>	48 <b>Ivan ORTOLÁ</b>	SPA	KTM	<b>2'16.762</b>	145.1	9
<b>30'51.157</b>	71 <b>Ayumu SASAKI</b>	JPN	HUSQVARNA	<b>2'16.306</b>	145.6	8

These data/results cannot be reproduced, stored and/or transmitted in whole or in part by any manner of electronic, mechanical, photocopying, recording, broadcasting or otherwise now known or herein after developed without the previous express consent by the copyright owner, except for reproduction in daily press and regular printed publications on sale to the public within 60 days of the event related to those data/results and always provided that copyright symbol appears together as follows below.

© DORNA, 2023

Official MotoGP Timing by TISSOT  
www.motogp.com

Austin, Friday, April 14, 2023

