

5513 m.

# RED BULL GRAND PRIX OF THE AMERICAS

## Practice Nr. 1

### Classification

3

	Rider	Nation	Team	Motorcycle	Time	Lap Total	Gap	Top Speed
1	10 <b>Luca MARINI</b>	ITA	Mooney VR46 Racing Team	DUCATI	<b>2'03.250</b>	13 14		<b>341.7</b>
2	20 <b>Fabio QUARTARARO</b>	FRA	Monster Energy Yamaha MotoGP	YAMAHA	<b>2'03.400</b>	15 15	0.150 0.150	<b>335.4</b>
3	5 <b>Johann ZARCO</b>	FRA	Prima Pramac Racing	DUCATI	<b>2'03.528</b>	15 16	0.278 0.128	<b>342.8</b>
4	73 <b>Alex MARQUEZ</b>	SPA	Gresini Racing MotoGP	DUCATI	<b>2'03.551</b>	15 16	0.301 0.023	<b>337.5</b>
5	43 <b>Jack MILLER</b>	AUS	Red Bull KTM Factory Racing	KTM	<b>2'03.676</b>	14 14	0.426 0.125	<b>337.5</b>
6	89 <b>Jorge MARTIN</b>	SPA	Prima Pramac Racing	DUCATI	<b>2'03.708</b>	14 15	0.458 0.032	<b>343.9</b>
7	1 <b>Francesco BAGNAIA</b>	ITA	Ducati Lenovo Team	DUCATI	<b>2'03.792</b>	14 14	0.542 0.084	<b>342.8</b>
8	12 <b>Maverick VIÑALES</b>	SPA	Aprilia Racing	APRILIA	<b>2'03.897</b>	13 16	0.647 0.105	<b>339.6</b>
9	30 <b>Takaaki NAKAGAMI</b>	JPN	LCR Honda IDEMITSU	HONDA	<b>2'04.139</b>	14 16	0.889 0.242	<b>335.4</b>
10	33 <b>Brad BINDER</b>	RSA	Red Bull KTM Factory Racing	KTM	<b>2'04.204</b>	16 17	0.954 0.065	<b>342.8</b>
11	36 <b>Joan MIR</b>	SPA	Repsol Honda Team	HONDA	<b>2'04.312</b>	14 14	1.062 0.108	<b>335.4</b>
12	21 <b>Franco MORBIDELLI</b>	ITA	Monster Energy Yamaha MotoGP	YAMAHA	<b>2'04.342</b>	15 16	1.092 0.030	<b>336.4</b>
13	72 <b>Marco BEZZECCHI</b>	ITA	Mooney VR46 Racing Team	DUCATI	<b>2'04.364</b>	15 15	1.114 0.022	<b>343.9</b>
14	42 <b>Alex RINS</b>	SPA	LCR Honda CASTROL	HONDA	<b>2'04.452</b>	11 16	1.202 0.088	<b>337.5</b>
15	88 <b>Miguel OLIVEIRA</b>	POR	CryptoDATA RNF MotoGP Team	APRILIA	<b>2'04.661</b>	5 13	1.411 0.209	<b>339.6</b>
16	25 <b>Raul FERNANDEZ</b>	SPA	CryptoDATA RNF MotoGP Team	APRILIA	<b>2'04.904</b>	14 15	1.654 0.243	<b>336.4</b>
17	49 <b>Fabio DI GIANNANTONIO</b>	ITA	Gresini Racing MotoGP	DUCATI	<b>2'04.906</b>	16 16	1.656 0.002	<b>338.5</b>
18	41 <b>Aleix ESPARGARO</b>	SPA	Aprilia Racing	APRILIA	<b>2'05.054</b>	5 14	1.804 0.148	<b>337.5</b>
19	37 <b>Augusto FERNANDEZ</b>	SPA	GASGAS Factory Racing Tech3	KTM	<b>2'05.732</b>	8 17	2.482 0.678	<b>334.3</b>
20	6 <b>Stefan BRADL</b>	GER	Repsol Honda Team	HONDA	<b>2'05.771</b>	13 15	2.521 0.039	<b>333.3</b>
21	51 <b>Michele PIRRO</b>	ITA	Ducati Lenovo Team	DUCATI	<b>2'05.772</b>	13 13	2.522 0.001	<b>339.6</b>
22	94 <b>Jonas FOLGER</b>	GER	GASGAS Factory Racing Tech3	KTM	<b>2'08.176</b>	11 12	4.926 2.404	<b>334.3</b>

Practice condition: Dry

Air: 22°

Humidity: 70%

Ground: 27°

<b>Fastest Lap:</b>	Lap: 13	<b>Luca MARINI</b>	<b>2'03.250</b>	161 Km/h
<b>Best Race Lap:</b>	2022	<b>Enea BASTIANINI</b>	<b>2'03.521</b>	160.6 Km/h
<b>All Time Lap Record:</b>	2022	<b>Jorge MARTIN</b>	<b>2'02.039</b>	162.6 Km/h

The results are provisional until the end of the limit for protest and appeals.

Time limit for protest expires 30' after publication of the results - ..... Time: .....

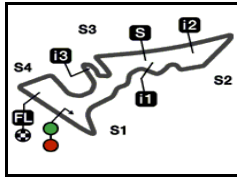
These data/results cannot be reproduced, stored and/or transmitted in whole or in part by any manner of electronic, mechanical, photocopying, recording, broadcasting or otherwise now known or herein after developed without the previous express consent by the copyright owner, except for reproduction in daily press and regular printed publications on sale to the public within 60 days of the event related to those data/results and always provided that copyright symbol appears together as follows below.

© DORNA, 2023

Official MotoGP Timing by TISSOT  
www.motogp.com

Austin, Friday, April 14, 2023





5513 m.

## RED BULL GRAND PRIX OF THE AMERICAS

## Practice Nr. 1

## Top Speed &amp; Average

4



Rider	Nation	Motorcycle	Top 5 speeds					Average	Top
72 Marco BEZZECCHI	ITA	DUCATI	343.9	341.7	340.6	340.6	339.6	340.4	343.9
89 Jorge MARTIN	SPA	DUCATI	343.9	341.7	339.6	339.6	338.5	340.7	343.9
1 Francesco BAGNAIA	ITA	DUCATI	342.8	340.6	339.6	339.6	338.5	339.6	342.8
5 Johann ZARCO	FRA	DUCATI	342.8	341.7	339.6	337.5	337.5	339.4	342.8
33 Brad BINDER	RSA	KTM	342.8	342.8	340.6	339.6	339.6	340.4	342.8
10 Luca MARINI	ITA	DUCATI	341.7	341.7	339.6	338.5	338.5	340.0	341.7
12 Maverick VIÑALES	SPA	APRILIA	339.6	339.6	339.6	338.5	337.5	338.3	339.6
51 Michele PIRRO	ITA	DUCATI	339.6	338.5	338.5	338.5	338.5	338.7	339.6
88 Miguel OLIVEIRA	POR	APRILIA	339.6	339.6	338.5	338.5	338.5	338.7	339.6
49 Fabio DI GIANNANTONIO	ITA	DUCATI	338.5	337.5	336.4	335.4	334.3	335.6	338.5
41 Aleix ESPARGARO	SPA	APRILIA	337.5	337.5	336.4	336.4	336.4	336.8	337.5
42 Alex RINS	SPA	HONDA	337.5	336.4	335.4	334.3	334.3	335.0	337.5
43 Jack MILLER	AUS	KTM	337.5	337.5	336.4	336.4	336.4	336.7	337.5
73 Alex MARQUEZ	SPA	DUCATI	337.5	337.5	337.5	336.4	336.4	336.9	337.5
21 Franco MORBIDELLI	ITA	YAMAHA	336.4	333.3	332.3	332.3	332.3	333.0	336.4
25 Raul FERNANDEZ	SPA	APRILIA	336.4	336.4	334.3	334.3	334.3	335.0	336.4
20 Fabio QUARTARARO	FRA	YAMAHA	335.4	335.4	334.3	334.3	334.3	334.5	335.4
30 Takaaki NAKAGAMI	JPN	HONDA	335.4	335.4	334.3	333.3	333.3	334.0	335.4
36 Joan MIR	SPA	HONDA	335.4	335.4	334.3	334.3	333.3	334.0	335.4
37 Augusto FERNANDEZ	SPA	KTM	334.3	334.3	334.3	334.3	334.3	334.3	334.3
94 Jonas FOLGER	GER	KTM	334.3	334.3	333.3	333.3	332.3	333.3	334.3
6 Stefan BRADL	GER	HONDA	333.3	330.2	330.2	330.2	329.2	330.2	333.3

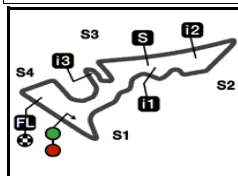
These data/results cannot be reproduced, stored and/or transmitted in whole or in part by any manner of electronic, mechanical, photocopying, recording, broadcasting or otherwise now known or herein after developed without the previous express consent by the copyright owner, except for reproduction in daily press and regular printed publications on sale to the public within 60 days of the event related to those data/results and always provided that copyright symbol appears together as follows below.

© DORNA, 2023

Official MotoGP Timing by TISSOT  
www.motogp.com



Austin, Friday, April 14, 2023



# RED BULL GRAND PRIX OF THE AMERICAS

## Practice Nr. 1

### Chronological Analysis of Performances

5

5513 m.

\* Lap / Sector time cancelled      T1 Time from finish line to 1st intermediate      T3 Time from 2nd intermed. to 3rd intermed.  
 P Crossing the finish line in pit lane      T2 Time from 1st intermed. to 2nd intermed.      T4 Time from 3rd intermediate to finish line  
 \*\*Tyre data subject to further updates

Lap	Lap Time	T1	T2	T3	T4	Speed	Lap	Lap Time	T1	T2	T3	T4	Speed		
<b>1st</b>	<b>10</b>	<b>Luca MARINI</b> DUCATI ITA						13	9'16.970	31.387	31.207	30.592	28.641	334.3	
		Mooney VR46 Racing Team						14	<b>2'03.691</b>	34.862	30.187	30.311	28.331	335.4	
		Runs=3 Total laps=14 Full laps=9 Valid laps=8						15	<b>2'03.400</b>	34.724	30.032	30.276	28.368	335.4	
Run #	1	Front Tyre	Slick-Soft	Rear Tyre	Slick-Medium										
		New Tyre		New Tyre											
1	2'16.467	34.990	32.756	32.182	29.974	334.3									
2	<b>2'08.268</b>	36.502	31.135	31.186	29.445	335.4									
3	<b>2'05.807</b>	35.614	30.455	30.834	28.904	336.4									
4	<b>2'05.862</b>	35.443	30.640	30.976	28.803	338.5									
5	<b>2'05.802</b>	35.344	30.517	30.947	28.994	341.7									
6	<b>2'05.074</b>	35.112	30.678	30.411	28.873	341.7									
7	2'17.419 P	38.965	31.852	32.494	34.108	332.3									
Run #	2	Front Tyre	Slick-Soft	Rear Tyre	Slick-Medium										
		7 Laps at start		7 Laps at start											
8	12'07.875	33.717	33.858	31.072	29.053	338.5									
9	<b>2'04.928</b>	35.230	30.413	30.534	28.751	336.4									
10	2'15.381 P	35.072	30.188	35.665	34.456	337.5									
Run #	3	Front Tyre	Slick-Medium	Rear Tyre	Slick-Soft										
		New Tyre		New Tyre											
11	8'27.696	32.830	30.563	30.741	28.757	336.4									
12	<b>2'03.806</b>	34.880	30.124	30.196	28.606	337.5									
13	<b>2'03.250</b>	34.785	30.013	30.117	28.335	339.6									
14	2'20.587 *	44.248*	32.667	33.011	30.661	331.2									
<b>2nd</b>	<b>20</b>	<b>Fabio QUARTARARO</b> YAMAHA FRA													
		Monster Energy Yamaha MotoGP													
		Runs=3 Total laps=15 Full laps=10 Valid laps=8													
Run #	1	Front Tyre	Slick-Soft	Rear Tyre	Slick-Medium										
		New Tyre		New Tyre											
1	3'27.927	34.413	32.456	32.039	29.647	331.2									
2	<b>2'07.072</b>	35.976	30.966	31.229	28.901	333.3									
3	2'05.458 *	35.381	30.530	30.806*	28.741	334.3									
4	<b>2'04.939</b>	35.335	30.378	30.611	28.615	334.3									
5	<b>2'04.749</b>	35.263	30.357	30.586	28.543	333.3									
6	2'12.406 *	41.205*	31.460	30.877	28.864	334.3									
7	2'10.142 P	35.280	30.505	30.658	33.699	334.3									
Run #	2	Front Tyre	Slick-Soft	Rear Tyre	Slick-Medium										
		7 Laps at start		New Tyre											
8	7'48.972	34.190	31.059	30.806	28.699	333.3									
9	<b>2'04.452</b>	35.087	30.337	30.424	28.604	334.3									
10	<b>2'04.201</b>	35.033	30.205	30.543	28.420	334.3									
11	<b>2'04.125</b>	34.917	30.265	30.505	28.438	334.3									
12	2'17.204 P	39.372*	31.679	31.493	34.660	333.3									
Run #	3	Front Tyre	Slick-Medium	Rear Tyre	Slick-Soft										
		New Tyre		New Tyre											
<b>3rd</b>	<b>5</b>	<b>Johann ZARCO</b> DUCATI FRA													
		Prima Pramac Racing													
		Runs=3 Total laps=16 Full laps=11 Valid laps=9													
Run #	1	Front Tyre	Slick-Soft	Rear Tyre	Slick-Medium										
		New Tyre		New Tyre											
1	2'40.076	35.470	32.693	32.105	29.971	336.4									
2	<b>2'08.417</b>	36.282	31.374	31.521	29.240	341.7									
3	<b>2'06.416</b>	36.027	30.599	30.862	28.928	342.8									
4	<b>2'05.654</b>	35.547	30.552	30.840	28.715	336.4									
5	<b>2'15.593</b>	37.721	34.707	32.947	30.218	330.2									
6	<b>2'04.742</b>	35.007	30.344	30.733	28.658	337.5									
7	2'15.690 P	38.830*	31.857	31.474	33.529	336.4									
Run #	2	Front Tyre	Slick-Soft	Rear Tyre	Slick-Medium										
		7 Laps at start		7 Laps at start											
8	8'12.814	33.970	31.164	31.243	28.889	333.3									
9	<b>2'04.995</b>	35.243	30.312	30.749	28.691	335.4									
10	<b>2'05.006</b>	35.135	30.397	30.749	28.725	335.4									
11	2'13.583 *	36.534*	35.196	32.552	29.301	307.6									
12	<b>2'04.660</b>	34.997	30.369	30.640	28.654	337.5									
13	2'15.724 P	38.905*	31.759	30.940	34.120	336.4									
Run #	3	Front Tyre	Slick-Soft	Rear Tyre	Slick-Soft										
		New Tyre		New Tyre											
14	8'03.104 *	32.807	31.256	31.808*	29.490	334.3									
15	<b>2'03.528</b>	34.724	30.109	30.360	28.335	337.5									
16	2'18.264 *	40.938*	33.947	33.122	30.257	339.6									
<b>4th</b>	<b>73</b>	<b>Alex MARQUEZ</b> DUCATI SPA													
		Gresini Racing MotoGP													
		Runs=3 Total laps=16 Full laps=11 Valid laps=11													
Run #	1	Front Tyre	Slick-Soft	Rear Tyre	Slick-Medium										
		New Tyre		New Tyre											
1	2'37.448	35.992	32.852	33.090	29.682	328.2									
2	<b>2'08.234</b>	36.260	31.460	31.189	29.325	334.3									
3	<b>2'05.244</b>	35.472	30.441	30.602	28.729	336.4									
4	<b>2'04.522</b>	35.201	30.262	30.429	28.630	336.4									
5	<b>2'04.473</b>	35.028	30.237	30.445	28.763	337.5									
6	<b>2'04.222</b>	34.977	30.177	30.485	28.583	337.5									
7	2'12.123 P	37.457	30.838	31.079	32.749	335.4									
Run #	2	Front Tyre	Slick-Soft	Rear Tyre	Slick-Medium										
		7 Laps at start		7 Laps at start											
8	6'48.965	33.689	31.140	31.554	29.138	332.3									

**Fastest Lap:** Luca MARINI Mooney VR46 Racing ITA **2'03.250** 34.785 30.013 30.117 28.335

These data/results cannot be reproduced, stored and/or transmitted in whole or in part by any manner of electronic, mechanical, photocopying, recording, broadcasting or otherwise now known or herein after developed without the previous express consent by the copyright owner, except for reproduction in daily press and regular printed publications on sale to the public within 60 days of the event related to those data/results and always provided that copyright symbol appears together as follows below.  
 © DORNA, 2023



# Practice Nr. 1

# MotoGP

Lap	Lap Time	T1	T2	T3	T4	Speed	Lap	Lap Time	T1	T2	T3	T4	Speed
9	<b>2'04.968</b>	35.240	30.383	30.643	28.702	335.4	11	2'12.907 P	38.651	30.434	30.741	33.081	336.4
10	<b>2'05.203</b>	35.099	30.496	30.651	28.957	335.4	<b>Run # 4</b> Front Tyre Slick-Medium Rear Tyre Slick-Medium						
11	<b>2'11.163</b>	35.309	30.317	30.904	34.633	336.4	New Tyre New Tyre						
12	2'15.312 P	35.780	31.195	32.134	36.203	335.4	12	7'35.904	33.722	30.951	30.990	28.730	334.3
<b>Run # 3</b> Front Tyre Slick-Medium Rear Tyre Slick-Soft							13	<b>2'04.034</b>	34.798	30.245	30.449	28.542	336.4
New Tyre New Tyre							14	<b>2'03.708</b>	34.846	30.175	30.175	28.512	338.5
13	9'29.805	33.491	31.389	33.174	31.783	335.4	15	2'19.078 *	43.583*	32.373	32.733	30.389	333.3
14	<b>2'04.299</b>	35.055	30.272	30.514	28.458	336.4	<b>7th 1 Francesco BAGNAIA</b> DUCATI ITA						
15	<b>2'03.551</b>	34.689	30.047	30.374	28.441	337.5	Ducati Lenovo Team						
16	<b>2'18.329</b>	43.561	32.056	32.817	29.895	331.2	Runs=3 Total laps=14 Full laps=9 Valid laps=8						
<b>5th 43 Jack MILLER</b> KTM AUS							<b>Run # 1</b> Front Tyre Slick-Soft Rear Tyre Slick-Medium						
Red Bull KTM Factory Racing							New Tyre New Tyre						
Runs=4 Total laps=14 Full laps=8 Valid laps=8							1	2'46.051	35.885	32.470	32.050	29.717	333.3
<b>Run # 1</b> Front Tyre Slick-Medium Rear Tyre Slick-Medium							2	<b>2'07.408</b>	36.303	30.877	31.183	29.045	338.5
New Tyre New Tyre							3	<b>2'05.633</b>	35.533	30.409	30.972	28.719	339.6
1	2'26.196	35.156	32.118	31.851	30.172	334.3	4	<b>2'05.653</b>	35.469	30.251	30.804	29.129	340.6
2	<b>2'06.851</b>	35.975	31.079	30.961	28.836	336.4	5	<b>2'14.401</b>	38.896	31.912	33.980	29.613	322.3
3	<b>2'05.602</b>	35.614	30.554	30.579	28.855	337.5	6	<b>2'05.068</b>	35.284	30.469	30.491	28.824	339.6
4	<b>2'13.407</b>	35.296	30.429	38.040	29.642	335.4	7	<b>2'04.389</b>	35.050	30.301	30.360	28.678	342.8
5	<b>2'04.944</b>	35.165	30.166	30.769	28.844	336.4	8	2'15.416 P	38.408*	32.077	31.710	33.221	333.3
6	<b>2'04.853</b>	35.127	30.440	30.510	28.776	336.4	<b>Run # 2</b> Front Tyre Slick-Soft Rear Tyre Slick-Medium						
7	2'22.062 P	42.753	33.813	32.144	33.352	333.3	8 Laps at start 8 Laps at start						
<b>Run # 2</b> Front Tyre Slick-Medium Rear Tyre Slick-Medium							9	7'38.203 *	39.677	31.484	31.775*	29.150	335.4
7 Laps at start 7 Laps at start							10	2'15.118 P	35.618	30.705	35.808	32.987	337.5
8	10'10.280 P	33.842	32.072	1'06.928	33.330	333.3	<b>Run # 3</b> Front Tyre Slick-Medium Rear Tyre Slick-Medium						
<b>Run # 3</b> Front Tyre Slick-Medium Rear Tyre Slick-Medium							New Tyre New Tyre						
8 Laps at start 8 Laps at start							11	13'04.367 *	34.384	31.073	30.567*	28.767	338.5
9	6'26.287	35.834	31.515	31.308	29.066	336.4	12	2'06.210 *	35.245	30.236	31.986*	28.743	337.5
10	<b>2'05.858</b>	35.634	30.519	30.927	28.778	335.4	13	<b>2'04.087</b>	34.824	30.094	30.490	28.679	338.5
11	2'13.105 P	35.151	30.450	33.941	33.563	336.4	14	<b>2'03.792</b>	34.766	30.140	30.399	28.487	338.5
<b>Run # 4</b> Front Tyre Slick-Soft Rear Tyre Slick-Soft							<b>8th 12 Maverick VIÑALES</b> APRILIA SPA						
New Tyre New Tyre							Aprilia Racing						
Runs=4 Total laps=15 Full laps=9 Valid laps=7							Runs=3 Total laps=16 Full laps=11 Valid laps=9						
<b>Run # 1</b> Front Tyre Slick-Soft Rear Tyre Slick-Medium							<b>Run # 1</b> Front Tyre Slick-Medium Rear Tyre Slick-Medium						
New Tyre New Tyre							New Tyre New Tyre						
1	2'41.273	35.268	32.008	32.194	29.390	331.2	1	3'06.954	37.000	33.339	34.117	30.378	329.2
2	<b>2'07.454</b>	36.074	30.863	31.254	29.263	341.7	2	<b>2'10.269</b>	37.121	31.831	31.769	29.548	337.5
3	<b>2'11.194</b>	38.621	31.135	32.432	29.006	337.5	3	2'07.441 *	35.553	30.883	31.869*	29.136	335.4
4	<b>2'04.856</b>	35.023	30.263	30.634	28.936	339.6	4	<b>2'06.192</b>	35.529	30.587	31.080	28.996	337.5
5	2'08.539 *	35.571	30.697	30.599	31.672*	343.9	5	<b>2'05.280</b>	35.200	30.476	30.887	28.717	337.5
6	2'10.109 P	35.511	30.823	31.555	32.220	339.6	6	2'13.285 P	35.056	30.401	33.633	34.195	337.5
<b>Run # 2</b> Front Tyre Slick-Soft Rear Tyre Slick-Medium							<b>Run # 2</b> Front Tyre Slick-Medium Rear Tyre Slick-Medium						
6 Laps at start 6 Laps at start							6 Laps at start 6 Laps at start						
7	6'49.672 P	33.743	31.070	34.336	39.194	333.3	7	8'54.101	34.126	31.507	31.552	29.097	335.4
<b>Run # 3</b> Front Tyre Slick-Soft Rear Tyre Slick-Medium							8	<b>2'05.211</b>	35.163	30.354	30.853	28.841	335.4
7 Laps at start 7 Laps at start							9	<b>2'06.074</b>	34.987	31.171	30.978	28.938	336.4
8	5'47.243	37.747	30.920	30.871	29.090	337.5	10	<b>2'05.115</b>	35.008	30.359	30.853	28.895	336.4
9	<b>2'04.576</b>	35.108	30.362	30.435	28.671	335.4	11	2'14.934 P	35.341	32.500	33.040	34.053	336.4
10	<b>2'04.792</b>	35.100	30.378	30.602	28.712	337.5	<b>Run # 3</b> Front Tyre Slick-Soft Rear Tyre Slick-Soft						
<b>Run # 3</b> Front Tyre Slick-Soft Rear Tyre Slick-Soft							New Tyre New Tyre						
7 Laps at start 7 Laps at start							12	7'18.000	33.723	30.699	30.729	29.102	338.5
8	5'47.243	37.747	30.920	30.871	29.090	337.5	13	<b>2'03.897</b>	34.690	30.147	30.544	28.516	339.6
9	<b>2'04.576</b>	35.108	30.362	30.435	28.671	335.4	14	2'05.776 *	34.884	29.982	31.984*	28.926	337.5
10	<b>2'04.792</b>	35.100	30.378	30.602	28.712	337.5	15	<b>2'06.850</b>	34.822	30.109	32.963	28.956	339.6

**Fastest Lap:** Luca MARINI Mooney VR46 Racing ITA **2'03.250** 34.785 30.013 30.117 28.335

These data/results cannot be reproduced, stored and/or transmitted in whole or in part by any manner of electronic, mechanical, photocopying, recording, broadcasting or otherwise now known or herein after developed without the previous express consent by the copyright owner, except for reproduction in daily press and regular printed publications on sale to the public within 60 days of the event related to those data/results and always provided that copyright symbol appears together as follows below.  
© DORNA, 2023

Official MotoGP Timing by TISSOT  
www.motogp.com

Austin, Friday, April 14, 2023

Page 2 of 6



# Practice Nr. 1

# MotoGP

Lap	Lap Time	T1	T2	T3	T4	Speed	Lap	Lap Time	T1	T2	T3	T4	Speed
16	<b>2'04.529</b>	34.897	30.139	30.755	28.738	339.6	Run #	1	Front Tyre	Slick-Soft	Rear Tyre	Slick-Medium	
<b>9th 30 Takaaki NAKAGAMI</b> HONDA JPN							New Tyre						
LCR Honda IDEMITSU							New Tyre						
Runs=3 Total laps=16 Full laps=11 Valid laps=9													
Run #	1	Front Tyre	Slick-Soft	Rear Tyre	Slick-Medium								
New Tyre													
1	2'39.313	37.573	35.124	33.923	30.579	313.0							
2	<b>2'09.330</b>	36.628	31.254	31.900	29.548	331.2							
3	<b>2'07.300</b>	36.155	30.803	31.441	28.901	<b>335.4</b>							
4	<b>2'05.492</b>	35.464	30.350	31.015	28.663	332.3							
5	<b>2'05.266</b>	35.387	30.341	30.837	28.701	332.3							
6	2'16.305 P	37.866	32.006	32.401	34.032	330.2							
Run #	2	Front Tyre	Slick-Soft	Rear Tyre	Slick-Medium								
6 Laps at start							6 Laps at start						
7	7'38.697	34.828	31.550	31.756	28.980	330.2							
8	<b>2'09.478</b>	35.321	30.338	34.952	28.867	333.3							
9	2'11.665 *	36.530	32.824	33.355*	28.956	290.3							
10	<b>2'05.657</b>	35.498	30.544	30.896	28.719	334.3							
11	<b>2'05.265</b>	35.189	30.337	30.731	29.008	335.4							
12	2'15.209 P	38.613	31.706	31.338	33.552	333.3							
Run #	3	Front Tyre	Slick-Medium	Rear Tyre	Slick-Soft								
New Tyre													
13	8'30.716	34.391	31.177	31.496	28.561	332.3							
14	<b>2'04.139</b>	34.992	<b>30.091</b>	30.652	<b>28.404</b>	333.3							
15	2'10.471 *	34.991	34.134*	32.524	28.822	318.5							
16	<b>2'04.239</b>	<b>34.808</b>	30.149	<b>30.555</b>	28.727	333.3							
<b>10th 33 Brad BINDER</b> KTM RSA							<b>12th 21 Franco MORBIDELLI</b> YAMAHA ITA						
Red Bull KTM Factory Racing							Monster Energy Yamaha MotoGP						
Runs=2 Total laps=17 Full laps=14 Valid laps=13							Runs=3 Total laps=16 Full laps=11 Valid laps=10						
Run #	1	Front Tyre	Slick-Medium	Rear Tyre	Slick-Medium		Run #	1	Front Tyre	Slick-Soft	Rear Tyre	Slick-Medium	
New Tyre							New Tyre						
1	2'39.589	37.059	38.333	33.471	29.880	310.3	1	2'14.481	36.116	32.597	32.192	29.794	328.2
2	<b>2'08.487</b>	36.607	31.100	31.494	29.286	338.5	2	<b>2'08.078</b>	36.627	31.179	31.166	29.106	332.3
3	<b>2'12.491</b>	36.200	30.628	36.791	28.872	339.6	3	<b>2'06.741</b>	36.045	30.666	30.996	29.034	330.2
4	<b>2'05.846</b>	35.311	30.654	31.174	28.707	<b>342.8</b>	4	<b>2'06.385</b>	36.018	30.581	30.932	28.854	332.3
5	<b>2'05.197</b>	35.109	30.554	30.821	28.713	342.8	5	<b>2'06.025</b>	35.762	30.457	30.991	28.815	333.3
6	<b>2'05.677</b>	35.378	30.526	30.972	28.801	340.6	6	<b>2'05.905</b>	35.456	30.602	30.906	28.941	331.2
7	<b>2'05.207</b>	35.203	30.248	30.984	28.772	338.5	7	2'24.266 P	41.153	34.087	33.800	35.226	306.8
8	<b>2'13.333</b>	42.949	30.672	30.772	28.940	339.6	Run #	2	Front Tyre	Slick-Medium	Rear Tyre	Slick-Medium	
9	<b>2'11.746</b>	35.436	30.627	36.604	29.079	338.5	New Tyre						
10	<b>2'04.970</b>	35.162	30.323	30.847	28.638	339.6	8	8'22.532	34.563	31.797	31.196	29.203	330.2
11	<b>2'05.540</b>	35.195	30.573	30.949	28.823	339.6	9	2'05.830 *	35.651	30.383*	30.876	28.920	332.3
12	2'19.533 P	42.051	31.345	32.852	33.285	333.3	10	<b>2'05.564</b>	35.436	<b>30.213</b>	31.143	28.772	324.3
Run #	2	Front Tyre	Slick-Medium	Rear Tyre	Slick-Soft		11	<b>2'04.933</b>	35.097	30.296	30.816	28.724	332.3
New Tyre							New Tyre						
13	11'46.975	37.066	30.953	32.548	28.899	337.5	12	<b>2'04.657</b>	<b>35.096</b>	30.249	30.536	28.776	332.3
14	<b>2'04.295</b>	35.055	30.271	30.563	<b>28.406</b>	339.6	13	2'22.318 P	41.293*	33.649	33.849	33.527	311.2
15	2'09.235 *	38.750*	31.253	30.751	28.481	339.6	Run #	3	Front Tyre	Slick-Medium	Rear Tyre	Slick-Soft	
16	<b>2'04.204</b>	<b>34.981</b>	<b>30.247</b>	<b>30.492</b>	28.484	338.5	New Tyre						
17	<b>2'19.407</b>	42.690	31.756	34.442	30.519	328.2	New Tyre						
<b>11th 36 Joan MIR</b> HONDA SPA							<b>13th 72 Marco BEZZECCHI</b> DUCATI ITA						
Repsol Honda Team							Mooney VR46 Racing Team						
Runs=3 Total laps=14 Full laps=9 Valid laps=9							Runs=3 Total laps=15 Full laps=10 Valid laps=9						
Run #	1	Front Tyre	Slick-Soft	Rear Tyre	Slick-Medium		Run #	1	Front Tyre	Slick-Soft	Rear Tyre	Slick-Medium	
New Tyre							New Tyre						
1	2'26.898	36.695	32.409	32.340	31.825	335.4	1	2'26.898	36.695	32.409	32.340	31.825	335.4
2	<b>2'08.557</b>	36.443	30.915	31.248	29.951	339.6	2	<b>2'08.557</b>	36.443	30.915	31.248	29.951	339.6
3	<b>2'05.664</b>	35.410	30.563	30.712	28.979	339.6	3	<b>2'05.664</b>	35.410	30.563	30.712	28.979	339.6
4	<b>2'11.679</b>	35.642	30.418	36.687	28.932	338.5	4	<b>2'11.679</b>	35.642	30.418	36.687	28.932	338.5
<b>Fastest Lap:</b> Luca MARINI Mooney VR46 Racing ITA <b>2'03.250</b> 34.785 30.013 30.117 28.335													

These data/results cannot be reproduced, stored and/or transmitted in whole or in part by any manner of electronic, mechanical, photocopying, recording, broadcasting or otherwise now known or herein after developed without the previous express consent by the copyright owner, except for reproduction in daily press and regular printed publications on sale to the public within 60 days of the event related to those data/results and always provided that copyright symbol appears together as follows below.  
© DORNA, 2023

Official MotoGP Timing by TISSOT  
www.motogp.com

Austin, Friday, April 14, 2023

Page 3 of 6



# Practice Nr. 1

# MotoGP

Lap	Lap Time	T1	T2	T3	T4	Speed	Lap	Lap Time	T1	T2	T3	T4	Speed
5	<b>2'05.105</b>	35.272	30.311	30.633	28.889	340.6	8	2'13.704 P	36.281*	31.432	32.410	33.581	337.5
6	2'15.612 P	38.713*	31.886	31.803	33.210	<b>343.9</b>	<b>Run # 3</b> Front Tyre Slick-Medium Rear Tyre Slick-Medium 8 Laps at start 8 Laps at start						
<b>Run # 2</b> Front Tyre Slick-Soft Rear Tyre Slick-Medium 6 Laps at start 6 Laps at start							9	7'16.736 P	34.696	31.361	32.329	32.422	336.4
7	6'49.835	34.695	34.011	32.550	31.006	338.5	<b>Run # 4</b> Front Tyre Slick-Medium Rear Tyre Slick-Medium 9 Laps at start 9 Laps at start						
8	<b>2'07.043</b>	35.679	31.744	30.697	28.923	339.6	10	6'17.230	34.301	30.962	30.959	29.062	338.5
9	<b>2'04.956</b>	<b>35.005</b>	30.354	30.819	28.778	339.6	11	<b>2'05.622</b>	35.654	30.231	30.755	28.982	339.6
10	<b>2'05.012</b>	35.104	30.546	30.498	28.864	338.5	12	<b>2'05.242</b>	35.301	30.318	30.855	28.768	338.5
11	<b>2'04.711</b>	35.058	30.558	<b>30.434</b>	<b>28.661</b>	339.6	13	<b>2'05.365</b>	35.390	30.274	30.868	28.833	338.5
12	2'14.489 P	38.601*	31.741	31.157	32.990	341.7							
<b>Run # 3</b> Front Tyre Slick-Medium Rear Tyre Slick-Soft New Tyre New Tyre													
13	9'30.863	32.457	31.175	32.684	29.666	338.5							
14	2'46.502 *	36.606*	30.660	1'10.356	28.880	339.6							
15	<b>2'04.364</b>	35.011	<b>30.147</b>	30.462	28.744	340.6							

**14th 42 Alex RINS** HONDA SPA  
LCR Honda CASTROL  
Runs=3 Total laps=16 Full laps=11 Valid laps=7

Run #	1	Front Tyre	Slick-Soft	Rear Tyre	Slick-Medium	Speed
New Tyre New Tyre						
1	2'38.272	36.664	32.823	34.001	29.833	333.3
2	<b>2'08.219</b>	36.336	31.402	31.387	29.094	334.3
3	<b>2'08.650</b>	35.402	30.360	34.084	28.804	336.4
4	<b>2'05.822</b>	35.364	30.768	31.103	28.587	<b>337.5</b>
5	<b>2'04.562</b>	35.060	30.297	30.657	28.548	334.3
6	<b>2'04.685</b>	34.969	30.317	30.768	28.631	334.3
7	2'14.233 P	37.136	31.355	32.200	<b>33.542</b>	334.3
<b>Run # 2</b> Front Tyre Slick-Soft Rear Tyre Slick-Medium 7 Laps at start 7 Laps at start						
8	7'46.077	33.380	30.845	31.137	28.919	331.2
9	2'07.500 *	36.353	30.878	31.260*	29.009	333.3
10	<b>2'05.140</b>	35.168	30.470	30.743	28.759	333.3
11	<b>2'04.452</b>	34.953	30.263	<b>30.578</b>	28.658	334.3
12	2'13.617 P	36.554	31.840	32.320	32.903	332.3
<b>Run # 3</b> Front Tyre Slick-Medium Rear Tyre Slick-Medium New Tyre New Tyre						
13	7'04.492	34.226	31.101	30.926	28.976	332.3
14	2'04.097 *	34.983	<b>30.041</b>	30.623*	<b>28.450</b>	335.4
15	2'06.366 *	<b>34.838</b>	30.241	32.384*	28.903	334.3
16	2'19.069 *	39.679*	33.825	35.626	29.939	258.9

**15th 88 Miguel OLIVEIRA** APRILIA POR  
CryptoDATA RNF MotoGP Team  
Runs=4 Total laps=13 Full laps=8 Valid laps=7

Run #	1	Front Tyre	Slick-Medium	Rear Tyre	Slick-Medium	Speed
New Tyre New Tyre						
1	2'43.228 P	36.921	32.868	33.638	34.323	313.9
<b>Run # 2</b> Front Tyre Slick-Medium Rear Tyre Slick-Medium 1 Laps at start 1 Laps at start						
2	10'26.070	39.390	31.905	31.846	29.187	338.5
3	2'06.815 *	35.856*	30.893	31.155	28.911	338.5
4	<b>2'06.091</b>	36.052	30.667	30.667	28.705	<b>339.6</b>
5	<b>2'04.661</b>	35.215	<b>30.185</b>	<b>30.665</b>	<b>28.596</b>	338.5
6	<b>2'05.397</b>	35.221	30.527	30.680	28.969	338.5
7	<b>2'05.032</b>	<b>35.153</b>	30.387	30.735	28.757	338.5

**16th 25 Raul FERNANDEZ** APRILIA SPA  
CryptoDATA RNF MotoGP Team  
Runs=3 Total laps=15 Full laps=10 Valid laps=7

Run #	1	Front Tyre	Slick-Medium	Rear Tyre	Slick-Medium	Speed
New Tyre New Tyre						
1	2'57.662	35.804	32.051	32.538	31.358	328.2
2	<b>2'08.501</b>	36.914	31.072	31.361	29.154	333.3
3	2'07.260 *	35.419	30.565	31.085	30.191*	333.3
4	<b>2'07.702</b>	36.075	31.202	31.010	29.415	333.3
5	<b>2'09.736</b>	35.857	32.625	31.790	29.464	332.3
6	<b>2'06.802</b>	35.766	30.816	31.008	29.212	334.3
7	2'18.174 P	38.506*	32.560	32.874	34.234	331.2
<b>Run # 2</b> Front Tyre Slick-Medium Rear Tyre Slick-Medium 7 Laps at start 7 Laps at start						
8	8'15.277	33.283	31.330	33.649	28.909	332.3
9	<b>2'06.087</b>	35.529	30.500	31.070	28.988	334.3
10	<b>2'05.424</b>	35.259	30.455	30.793	28.917	334.3
11	2'17.665 P	40.599*	32.013	31.733	33.320	334.3
<b>Run # 3</b> Front Tyre Slick-Medium Rear Tyre Slick-Medium New Tyre New Tyre						
12	9'12.452	34.837	33.730	31.679	29.090	333.3
13	2'05.660 *	34.484*	30.911	31.220	29.045	<b>336.4</b>
14	<b>2'04.904</b>	<b>35.101</b>	<b>30.432</b>	<b>30.637</b>	<b>28.734</b>	336.4
15	2'13.159 *	37.765*	32.853	32.195	30.346	328.2

**17th 49 Fabio DI GIANNANTONI** DUCATI ITA  
Gresini Racing MotoGP  
Runs=3 Total laps=16 Full laps=11 Valid laps=10

Run #	1	Front Tyre	Slick-Soft	Rear Tyre	Slick-Medium	Speed
New Tyre New Tyre						
1	2'17.506	35.484	32.538	32.241	29.962	333.3
2	<b>2'08.718</b>	36.807	31.162	31.236	29.513	333.3
3	<b>2'06.658</b>	35.972	30.768	30.793	29.125	333.3
4	<b>2'06.124</b>	35.647	30.551	30.850	29.076	334.3
5	<b>2'05.812</b>	35.598	30.574	30.609	29.031	334.3
6	2'12.486 P	35.417	30.679	32.121	34.269	335.4
<b>Run # 2</b> Front Tyre Slick-Soft Rear Tyre Slick-Medium 6 Laps at start 6 Laps at start						
7	8'49.027	34.137	31.441	31.828	29.601	330.2
8	<b>2'05.979</b>	35.431	30.647	30.788	29.113	332.3
9	<b>2'06.013</b>	35.474	30.616	30.898	29.025	333.3
10	<b>2'05.928</b>	35.504	30.501	30.850	29.073	332.3
11	2'12.464 P	35.580	31.514	31.621	33.749	334.3

**Fastest Lap:** Luca MARINI Mooney VR46 Racing ITA **2'03.250** 34.785 30.013 30.117 28.335

These data/results cannot be reproduced, stored and/or transmitted in whole or in part by any manner of electronic, mechanical, photocopying, recording, broadcasting or otherwise now known or herein after developed without the previous express consent by the copyright owner, except for reproduction in daily press and regular printed publications on sale to the public within 60 days of the event related to those data/results and always provided that copyright symbol appears together as follows below.  
© DORNA, 2023



# Practice Nr. 1

# MotoGP

Lap	Lap Time	T1	T2	T3	T4	Speed	Lap	Lap Time	T1	T2	T3	T4	Speed
Run # 3	Front Tyre Slick-Medium New Tyre	Rear Tyre Slick-Medium New Tyre											
12	8'20.764	34.086	31.320	31.416	29.268	332.3							
13	2'05.775	35.493	30.555	30.837	28.890	336.4							
14	2'05.883 *	35.111	30.408	31.477*	28.887	337.5							
15	2'05.139	35.458	30.381	30.543	28.757	338.5							
16	2'04.906	35.156	30.401	30.503	28.846	334.3							
18th 41	<b>Alex ESPARGARO</b> Aprilia Racing		APRILIA	SPA									
Runs=3		Total laps=14	Full laps=9	Valid laps=6									
Run # 1	Front Tyre Slick-Medium New Tyre	Rear Tyre Slick-Medium New Tyre											
1	3'05.969	37.267	32.987	33.731	29.986	335.4							
2	2'07.996	36.098	31.341	31.259	29.298	336.4							
3	2'13.486 *	35.741	33.502	35.112*	29.131	332.3							
4	2'05.772	35.507	30.571	30.874	28.820	336.4							
5	2'05.054	35.129	30.434	30.775	28.716	336.4							
6	2'14.309 P	37.675	32.074	31.873	32.687	330.2							
Run # 2	Front Tyre Slick-Medium 6 Laps at start	Rear Tyre Slick-Medium 6 Laps at start											
7	9'07.433	34.286	31.453	31.320	28.824	335.4							
8	2'05.869 *	35.326	30.626	31.123*	28.794	335.4							
9	2'05.479	35.413	30.630	30.734	28.702	336.4							
10	2'07.591 *	36.844*	30.975	30.901	28.871	337.5							
11	2'14.310 P	35.258	32.220	32.931	33.901	316.7							
Run # 3	Front Tyre Slick-Medium New Tyre	Rear Tyre Slick-Medium New Tyre											
12	9'24.678 *	36.494	31.820	32.565*	28.946	332.3							
13	2'05.504	35.525	30.484	30.869	28.626	337.5							
14	2'05.678	35.413	30.665	30.915	28.685	335.4							
19th 37	<b>Augusto FERNANDEZ</b> GASGAS Factory Racing Tech3		KTM	SPA									
Runs=2		Total laps=17	Full laps=14	Valid laps=13									
Run # 1	Front Tyre Slick-Medium New Tyre	Rear Tyre Slick-Medium New Tyre											
1	2'48.334	38.229	34.100	33.759	29.957	291.8							
2	2'10.369	37.593	31.563	31.967	29.246	333.3							
3	2'34.775	36.367	30.989	57.945	29.474	330.2							
4	2'07.399	36.219	30.933	31.303	28.944	334.3							
5	2'07.793	35.733	30.792	31.474	29.794	334.3							
6	2'07.373	35.656	30.908	31.771	29.038	334.3							
7	2'06.570	35.557	30.789	31.244	28.980	334.3							
8	2'05.732	35.330	30.635	30.790	28.977	333.3							
9	2'14.017 P	38.099	32.035	30.991	32.892	334.3							
Run # 2	Front Tyre Slick-Medium 9 Laps at start	Rear Tyre Slick-Medium 9 Laps at start											
10	10'16.523	40.068	32.372	32.311	29.661	333.3							
11	2'06.343	35.610	30.814	30.970	28.949	334.3							
12	2'05.850	35.325	30.705	30.849	28.971	334.3							
13	2'08.159	35.387	30.820	30.909	31.043	334.3							
14	2'13.765	35.384	30.713	36.961	30.707	334.3							
15	2'06.261 *	35.512	30.659	30.987*	29.103	334.3							
16	2'06.083	35.407	30.609	31.026	29.041	334.3							
17	2'06.035	35.309	30.691	31.025	29.010	334.3							
20th 6	<b>Stefan BRADL</b> Repsol Honda Team		HONDA	GER									
Runs=2		Total laps=15	Full laps=12	Valid laps=11									
Run # 1	Front Tyre Slick-Soft New Tyre	Rear Tyre Slick-Medium New Tyre											
1	2'38.681	37.656	34.079	34.313	30.125	324.3							
2	2'10.552	36.939	31.871	32.361	29.381	333.3							
3	2'07.869	36.319	31.018	31.312	29.220	330.2							
4	2'07.321	35.862	30.936	31.354	29.169	329.2							
5	2'06.649	35.615	30.888	31.119	29.027	328.2							
6	2'11.503	39.377	31.549	31.442	29.135	327.2							
7	2'13.098 P	35.696	30.983	32.771	33.648	328.2							
Run # 2	Front Tyre Slick-Soft 7 Laps at start	Rear Tyre Slick-Medium 7 Laps at start											
8	13'58.346	37.587	31.634	31.452	29.588	328.2							
9	2'06.532	35.836	30.795	31.003	28.898	329.2							
10	2'26.432	45.188	32.315	39.846	29.083	327.2							
11	2'06.151	35.460	30.626	31.014	29.051	330.2							
12	2'20.045	38.835	34.486	37.435	29.289	325.3							
13	2'05.771	35.381	30.552	30.925	28.913	330.2							
14	2'12.998 *	40.173*	31.436	31.747*	29.642	329.2							
15	2'19.045	41.490	32.130	36.306	29.119	328.2							
21st 51	<b>Michele PIRRO</b> Ducati Lenovo Team		DUCATI	ITA									
Runs=3		Total laps=13	Full laps=8	Valid laps=6									
Run # 1	Front Tyre Slick-Soft New Tyre	Rear Tyre Slick-Medium New Tyre											
1	2'47.161	35.831	32.657	32.467	29.830	297.5							
2	2'09.833	37.167	31.221	31.851	29.594	336.4							
3	2'08.453	36.579	31.255	31.176	29.443	337.5							
4	2'07.694	36.225	30.987	31.109	29.373	338.5							
5	2'07.934 *	36.003	30.925	31.484	29.522*	337.5							
6	2'06.842	35.824	30.896	31.028	29.094	338.5							
7	2'19.980 P	37.943	32.847	33.152	36.038	308.5							
Run # 2	Front Tyre Slick-Soft 7 Laps at start	Rear Tyre Slick-Medium 7 Laps at start											
8	9'34.718 *	39.143	31.488	31.771*	29.224	337.5							
9	2'15.434 P	36.657	30.937	34.366	33.474	305.9							
Run # 3	Front Tyre Slick-Medium New Tyre	Rear Tyre Slick-Soft New Tyre											
10	13'04.504	33.589	31.233	30.971	28.844	339.6							
11	2'05.782 *	35.336	30.519	31.166*	28.761	337.5							
12	2'06.534	35.711	30.787	31.250	28.786	338.5							
13	2'05.772	35.656	30.369	30.960	28.787	338.5							
22nd 94	<b>Jonas FOLGER</b> GASGAS Factory Racing Tech3		KTM	GER									
Runs=3		Total laps=12	Full laps=7	Valid laps=7									
Run # 1	Front Tyre Slick-Soft New Tyre	Rear Tyre Slick-Medium New Tyre											
1	3'17.085 P	38.215	33.721	37.733	40.386	276.9							
Run # 2	Front Tyre Slick-Soft 1 Laps at start	Rear Tyre Slick-Medium New Tyre											
2	7'30.006	38.531	33.597	35.717	31.844	319.5							
3	2'14.461	38.503	32.657	33.056	30.245	334.3							

**Fastest Lap:** Luca MARINI Mooney VR46 Racing ITA 2'03.250 34.785 30.013 30.117 28.335

These data/results cannot be reproduced, stored and/or transmitted in whole or in part by any manner of electronic, mechanical, photocopying, recording, broadcasting or otherwise now known or herein after developed without the previous express consent by the copyright owner, except for reproduction in daily press and regular printed publications on sale to the public within 60 days of the event related to those data/results and always provided that copyright symbol appears together as follows below.  
© DORNA, 2023

Official MotoGP Timing by TISSOT  
www.motogp.com

Austin, Friday, April 14, 2023

Page 5 of 6



# Practice Nr. 1

MotoGP

Lap	Lap Time	T1	T2	T3	T4	Speed	Lap	Lap Time	T1	T2	T3	T4	Speed
4	<b>2'13.385</b>	39.219	31.643	32.315	30.208	327.2							
5	<b>2'10.625</b>	37.215	31.531	32.003	29.876	333.3							
6	2'14.325 P	37.539	31.469	32.272	33.045	332.3							
Run #	3	Front Tyre Slick-Soft 6 Laps at start			Rear Tyre Slick-Medium 5 Laps at start								
7	10'48.721	41.928	32.413	33.107	30.202	331.2							
8	<b>2'10.820</b>	37.040	31.676	32.242	29.862	332.3							
9	<b>2'09.311</b>	36.833	31.318	31.681	29.479	331.2							
10	<b>2'11.163</b>	36.812	31.154	33.557	29.640	333.3							
11	<b>2'08.176</b>	36.241	30.936	31.572	29.427	334.3							
12	2'31.788 P	42.889	33.019	40.478	35.402	192.1							

<b>Fastest Lap:</b> Luca MARINI	Mooney VR46 Racing	ITA	<b>2'03.250</b>	34.785	30.013	30.117	28.335
---------------------------------	--------------------	-----	-----------------	--------	--------	--------	--------

These data/results cannot be reproduced, stored and/or transmitted in whole or in part by any manner of electronic, mechanical, photocopying, recording, broadcasting or otherwise now known or herein after developed without the previous express consent by the copyright owner, except for reproduction in daily press and regular printed publications on sale to the public within 60 days of the event related to those data/results and always provided that copyright symbol appears together as follows below.  
© DORNA, 2023

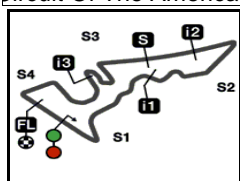
Official MotoGP Timing by **TISSOT**  
www.motogp.com

**Austin, Friday, April 14, 2023**

Page 6 of 6







5513 m.

## RED BULL GRAND PRIX OF THE AMERICAS

## Practice Nr. 1

## Best Partial Times

MotoGP™

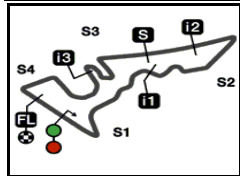
IT Ideal Lap Time, sum of the best partial times

BT Best Lap Time

T1		T2		T3		T4				IT		BT	
Pos	Rider	Time	Rider	Time	Rider	Time	Rider	Time	Pos	Rider	IT	BT	
1	A.MARQUEZ	34.689	M.VIÑALES	29.982	L.MARINI	30.117	F.QUARTARARO	28.331	1	L.MARINI	2'03.250	2'03.250	(1)
2	M.VIÑALES	34.690	L.MARINI	30.013	J.MARTIN	30.175	J.ZARCO	28.335	2	F.QUARTARAR	2'03.363	2'03.400	(2)
3	J.ZARCO	34.724	J.MILLER	30.016	J.MILLER	30.244	L.MARINI	28.335	3	J.ZARCO	2'03.528	2'03.528	(3)
4	F.QUARTARARO	34.724	F.QUARTARARO	30.032	F.QUARTARARO	30.276	T.NAKAGAMI	28.404	4	A.MARQUEZ	2'03.551	2'03.551	(4)
5	F.BAGNAIA	34.766	A.RINS	30.041	F.MORBIDELLI	30.325	B.BINDER	28.406	5	J.MILLER	2'03.554	2'03.676	(5)
6	L.MARINI	34.785	A.MARQUEZ	30.047	F.BAGNAIA	30.360	A.MARQUEZ	28.441	6	J.MARTIN	2'03.660	2'03.708	(6)
7	J.MARTIN	34.798	T.NAKAGAMI	30.091	J.ZARCO	30.360	A.RINS	28.450	7	F.BAGNAIA	2'03.707	2'03.792	(7)
8	T.NAKAGAMI	34.808	F.BAGNAIA	30.094	A.MARQUEZ	30.374	J.MILLER	28.467	8	M.VIÑALES	2'03.732	2'03.897	(8)
9	J.MILLER	34.827	J.ZARCO	30.109	J.MIR	30.377	F.BAGNAIA	28.487	9	T.NAKAGAMI	2'03.858	2'04.139	(9)
10	A.RINS	34.838	M.BEZZECCHI	30.147	M.BEZZECCHI	30.434	J.MARTIN	28.512	10	A.RINS	2'03.907	2'04.452	(14)
11	B.BINDER	34.981	J.MARTIN	30.175	B.BINDER	30.492	M.VIÑALES	28.516	11	B.BINDER	2'04.126	2'04.204	(10)
12	M.BEZZECCHI	35.005	M.OLIVEIRA	30.185	F.DI GIANNANTO	30.503	F.MORBIDELLI	28.586	12	F.MORBIDELLI	2'04.220	2'04.342	(12)
13	J.MIR	35.039	J.MIR	30.199	M.VIÑALES	30.544	M.OLIVEIRA	28.596	13	M.BEZZECCHI	2'04.247	2'04.364	(13)
14	F.MORBIDELLI	35.096	F.MORBIDELLI	30.213	T.NAKAGAMI	30.555	A.ESPARGARO	28.626	14	J.MIR	2'04.282	2'04.312	(11)
15	R.FERNANDEZ	35.101	B.BINDER	30.247	A.RINS	30.578	M.BEZZECCHI	28.661	15	M.OLIVEIRA	2'04.599	2'04.661	(15)
16	F.DI GIANNANTO	35.111	M.PIRRO	30.369	R.FERNANDEZ	30.637	J.MIR	28.667	16	F.DI GIANNAN	2'04.752	2'04.906	(17)
17	A.ESPARGARO	35.129	F.DI GIANNANTO	30.381	M.OLIVEIRA	30.665	R.FERNANDEZ	28.734	17	R.FERNANDEZ	2'04.904	2'04.904	(16)
18	M.OLIVEIRA	35.153	R.FERNANDEZ	30.432	A.ESPARGARO	30.734	F.DI GIANNANTO	28.757	18	A.ESPARGAR	2'04.923	2'05.054	(18)
19	R.FERNANDEZ	35.309	A.ESPARGARO	30.434	A.FERNANDEZ	30.790	M.PIRRO	28.761	19	M.PIRRO	2'05.426	2'05.772	(21)
20	M.PIRRO	35.336	S.BRADL	30.552	S.BRADL	30.925	S.BRADL	28.898	20	A.FERNANDEZ	2'05.652	2'05.732	(19)
21	S.BRADL	35.381	A.FERNANDEZ	30.609	M.PIRRO	30.960	A.FERNANDEZ	28.944	21	S.BRADL	2'05.756	2'05.771	(20)
22	J.FOLGER	36.241	J.FOLGER	30.936	J.FOLGER	31.572	J.FOLGER	29.427	22	J.FOLGER	2'08.176	2'08.176	(22)

These data/results cannot be reproduced, stored and/or transmitted in whole or in part by any manner of electronic, mechanical, photocopying, recording, broadcasting or otherwise now known or herein after developed without the previous express consent by the copyright owner, except for reproduction in daily press and regular printed publications on sale to the public within 60 days of the event related to those data/results and always provided that copyright symbol appears together as follows below.  
© DORNA, 2023






5513 m.

## RED BULL GRAND PRIX OF THE AMERICAS

## Practice Nr. 1

## Fastest Laps Sequence

<i>Practice Time</i>	 <i>Rider</i>	<i>Nation</i>	<i>Motorcycle</i>	<i>Time</i>	<i>Km/h</i>	<i>Rider's Lap</i>
<b>4'22.559</b>	21 <b>Franco MORBIDELLI</b>	ITA	YAMAHA	<b>2'08.078</b>	154.9	2
<b>4'33.047</b>	43 <b>Jack MILLER</b>	AUS	KTM	<b>2'06.851</b>	156.4	2
<b>6'29.300</b>	21 <b>Franco MORBIDELLI</b>	ITA	YAMAHA	<b>2'06.741</b>	156.5	3
<b>6'30.542</b>	10 <b>Luca MARINI</b>	ITA	DUCATI	<b>2'05.807</b>	157.7	3
<b>6'38.649</b>	43 <b>Jack MILLER</b>	AUS	KTM	<b>2'05.602</b>	158.0	3
<b>6'50.926</b>	73 <b>Alex MARQUEZ</b>	SPA	DUCATI	<b>2'05.244</b>	158.4	3
<b>8'55.448</b>	73 <b>Alex MARQUEZ</b>	SPA	DUCATI	<b>2'04.522</b>	159.3	4
<b>10'59.921</b>	73 <b>Alex MARQUEZ</b>	SPA	DUCATI	<b>2'04.473</b>	159.4	5
<b>13'04.143</b>	73 <b>Alex MARQUEZ</b>	SPA	DUCATI	<b>2'04.222</b>	159.7	6
<b>28'10.318</b>	20 <b>Fabio QUARTARARO</b>	FRA	YAMAHA	<b>2'04.201</b>	159.7	10
<b>30'14.443</b>	20 <b>Fabio QUARTARARO</b>	FRA	YAMAHA	<b>2'04.125</b>	159.8	11
<b>40'36.753</b>	12 <b>Maverick VIÑALES</b>	SPA	APRILIA	<b>2'03.897</b>	160.1	13
<b>42'04.385</b>	10 <b>Luca MARINI</b>	ITA	DUCATI	<b>2'03.806</b>	160.3	12
<b>43'52.308</b>	20 <b>Fabio QUARTARARO</b>	FRA	YAMAHA	<b>2'03.691</b>	160.4	14
<b>44'07.635</b>	10 <b>Luca MARINI</b>	ITA	DUCATI	<b>2'03.250</b>	161.0	13

These data/results cannot be reproduced, stored and/or transmitted in whole or in part by any manner of electronic, mechanical, photocopying, recording, broadcasting or otherwise now known or herein after developed without the previous express consent by the copyright owner, except for reproduction in daily press and regular printed publications on sale to the public within 60 days of the event related to those data/results and always provided that copyright symbol appears together as follows below.

© DORNA, 2023

Official MotoGP Timing by TISSOT  
www.motogp.com

Austin, Friday, April 14, 2023

