


5513 m.

RED BULL GRAND PRIX OF THE AMERICAS

Practice Nr. 2

Classification

6

	Rider	Nation	Team	Motorcycle	Time	Lap Total	Gap	Top Speed
1	89 Jorge MARTIN	SPA	Prima Pramac Racing	DUCATI	2'02.178	19 20		340.6
2	1 Francesco BAGNAIA	ITA	Ducati Lenovo Team	DUCATI	2'02.241	20 21	0.063 0.063	340.6
3	42 Alex RINS	SPA	LCR Honda CASTROL	HONDA	2'02.395	19 20	0.217 0.154	341.7
4	10 Luca MARINI	ITA	Mooney VR46 Racing Team	DUCATI	2'02.416	20 21	0.238 0.021	342.8
5	73 Alex MARQUEZ	SPA	Gresini Racing MotoGP	DUCATI	2'02.682	20 21	0.504 0.266	339.6
6	12 Maverick VIÑALES	SPA	Aprilia Racing	APRILIA	2'02.717	22 22	0.539 0.035	341.7
7	20 Fabio QUARTARARO	FRA	Monster Energy Yamaha MotoGP	YAMAHA	2'02.721	19 20	0.543 0.004	337.5
8	33 Brad BINDER	RSA	Red Bull KTM Factory Racing	KTM	2'02.735	18 18	0.557 0.014	343.9
9	41 Aleix ESPARGARO	SPA	Aprilia Racing	APRILIA	2'02.765	19 20	0.587 0.030	341.7
10	43 Jack MILLER	AUS	Red Bull KTM Factory Racing	KTM	2'02.841	18 19	0.663 0.076	339.6
11	72 Marco BEZZECCHI	ITA	Mooney VR46 Racing Team	DUCATI	2'02.878	20 22	0.700 0.037	342.8
12	36 Joan MIR	SPA	Repsol Honda Team	HONDA	2'02.904	16 17	0.726 0.026	338.5
13	30 Takaaki NAKAGAMI	JPN	LCR Honda IDEMITSU	HONDA	2'03.208	20 20	1.030 0.304	335.4
14	5 Johann ZARCO	FRA	Prima Pramac Racing	DUCATI	2'03.329	17 17	1.151 0.121	338.5
15	88 Miguel OLIVEIRA	POR	CryptoDATA RNF MotoGP Team	APRILIA	2'03.340	14 14	1.162 0.011	339.6
16	21 Franco MORBIDELLI	ITA	Monster Energy Yamaha MotoGP	YAMAHA	2'03.443	14 18	1.265 0.103	338.5
17	51 Michele PIRRO	ITA	Ducati Lenovo Team	DUCATI	2'03.685	17 18	1.507 0.242	340.6
18	25 Raul FERNANDEZ	SPA	CryptoDATA RNF MotoGP Team	APRILIA	2'03.690	17 19	1.512 0.005	338.5
19	49 Fabio DI GIANNANTONIO	ITA	Gresini Racing MotoGP	DUCATI	2'04.079	16 17	1.901 0.389	339.6
20	6 Stefan BRADL	GER	Repsol Honda Team	HONDA	2'04.129	14 18	1.951 0.050	333.3
21	37 Augusto FERNANDEZ	SPA	GASGAS Factory Racing Tech3	KTM	2'04.561	15 16	2.383 0.432	337.5
22	94 Jonas FOLGER	GER	GASGAS Factory Racing Tech3	KTM	2'06.529	17 17	4.351 1.968	334.3

Practice condition: Dry

Air: 23°

Humidity: 68%

Ground: 31°

Fastest Lap:	Lap: 19	Jorge MARTIN	2'02.178	162.4 Km/h
Best Race Lap:	2022	Enea BASTIANINI	2'03.521	160.6 Km/h
All Time Lap Record:	2022	Jorge MARTIN	2'02.039	162.6 Km/h

The results are provisional until the end of the limit for protest and appeals.

Time limit for protest expires 30' after publication of the results - Time:

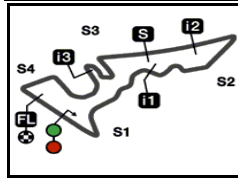
These data/results cannot be reproduced, stored and/or transmitted in whole or in part by any manner of electronic, mechanical, photocopying, recording, broadcasting or otherwise now known or herein after developed without the previous express consent by the copyright owner, except for reproduction in daily press and regular printed publications on sale to the public within 60 days of the event related to those data/results and always provided that copyright symbol appears together as follows below.

© DORNA, 2023

Official MotoGP Timing by TISSOT
www.motogp.com

Austin, Friday, April 14, 2023






5513 m.

RED BULL GRAND PRIX OF THE AMERICAS

Practice Nr. 2

Combined Practice Times

7

	Rider	Nation	Team	MOTORCYCLE	P1	P2	Gap
1	89 J.MARTIN	SPA	Prima Pramac Racing	DUCATI	2'03.708 14	2'02.178 19	
2	1 F.BAGNAIA	ITA	Ducati Lenovo Team	DUCATI	2'03.792 14	2'02.241 20	0.063 0.063
3	42 A.RINS	SPA	LCR Honda CASTROL	HONDA	2'04.097 14	2'02.395 19	0.217 0.154
4	10 L.MARINI	ITA	Mooney VR46 Racing Team	DUCATI	2'03.250 13	2'02.416 20	0.238 0.021
5	73 A.MARQUEZ	SPA	Gresini Racing MotoGP	DUCATI	2'03.551 15	2'02.682 20	0.504 0.266
6	12 M.VIÑALES	SPA	Aprilia Racing	APRILIA	2'03.897 13	2'02.717 22	0.539 0.035
7	20 F.QUARTARARO	FRA	Monster Energy Yamaha MotoGP	YAMAHA	2'03.400 15	2'02.721 19	0.543 0.004
8	33 B.BINDER	RSA	Red Bull KTM Factory Racing	KTM	2'04.204 16	2'02.735 18	0.557 0.014
9	41 A.ESPARGARO	SPA	Aprilia Racing	APRILIA	2'05.054 5	2'02.765 19	0.587 0.030
10	43 J.MILLER	AUS	Red Bull KTM Factory Racing	KTM	2'03.676 14	2'02.841 18	0.663 0.076
11	72 M.BEZZECCHI	ITA	Mooney VR46 Racing Team	DUCATI	2'04.364 15	2'02.878 20	0.700 0.037
12	36 J.MIR	SPA	Repsol Honda Team	HONDA	2'04.312 14	2'02.904 16	0.726 0.026
13	30 T.NAKAGAMI	JPN	LCR Honda IDEMITSU	HONDA	2'04.139 14	2'03.208 20	1.030 0.304
14	5 J.ZARCO	FRA	Prima Pramac Racing	DUCATI	2'03.528 15	2'03.329 17	1.151 0.121
15	88 M.OLIVEIRA	POR	CryptoDATA RNF MotoGP Team	APRILIA	2'04.661 5	2'03.340 14	1.162 0.011
16	21 F.MORBIDELLI	ITA	Monster Energy Yamaha MotoGP	YAMAHA	2'04.342 15	2'03.443 14	1.265 0.103
17	51 M.PIRRO	ITA	Ducati Lenovo Team	DUCATI	2'05.772 13	2'03.685 17	1.507 0.242
18	25 R.FERNANDEZ	SPA	CryptoDATA RNF MotoGP Team	APRILIA	2'04.904 14	2'03.690 17	1.512 0.005
19	49 F.DI GIANNANTO	ITA	Gresini Racing MotoGP	DUCATI	2'04.906 16	2'04.079 16	1.901 0.389
20	6 S.BRADL	GER	Repsol Honda Team	HONDA	2'05.771 13	2'04.129 14	1.951 0.050
21	37 A.FERNANDEZ	SPA	GASGAS Factory Racing Tech3	KTM	2'05.732 8	2'04.561 15	2.383 0.432
22	94 J.FOLGER	GER	GASGAS Factory Racing Tech3	KTM	2'08.176 11	2'06.529 17	4.351 1.968

Pole Position Record:	2022	Jorge MARTIN	2'02.039	162.6 Km/h
Best Race Lap:	2022	Enea BASTIANINI	2'03.521	160.6 Km/h
All Time Lap Record:	2022	Jorge MARTIN	2'02.039	162.6 Km/h

The results are provisional until the end of the limit for protest and appeals.

Time limit for protest expires 60' after publication of the results - Time:

These data/results cannot be reproduced, stored and/or transmitted in whole or in part by any manner of electronic, mechanical, photocopying, recording, broadcasting or otherwise now known or herein after developed without the previous express consent by the copyright owner, except for reproduction in daily press and regular printed publications on sale to the public within 60 days of the event related to those data/results and always provided that copyright symbol appears together as follows below.

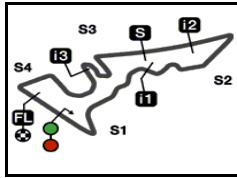
© DORNA, 2023

Official MotoGP Timing by TISSOT

www.motogp.com

Austin, Friday, April 14, 2023





5513 m.

RED BULL GRAND PRIX OF THE AMERICAS

Practice Nr. 2

Top Speed & Average

8



Rider	Nation	Motorcycle	Top 5 speeds					Average	Top
33 Brad BINDER	RSA	KTM	343.9	342.8	342.8	342.8	341.7	342.4	343.9
10 Luca MARINI	ITA	DUCATI	342.8	341.7	340.6	340.6	340.6	341.3	342.8
72 Marco BEZZECCHI	ITA	DUCATI	342.8	341.7	341.7	340.6	340.6	341.2	342.8
12 Maverick VIÑALES	SPA	APRILIA	341.7	340.6	340.6	339.6	339.6	340.4	341.7
41 Aleix ESPARGARO	SPA	APRILIA	341.7	340.6	340.6	339.6	339.6	340.4	341.7
42 Alex RINS	SPA	HONDA	341.7	337.5	337.5	336.4	336.4	337.7	341.7
1 Francesco BAGNAIA	ITA	DUCATI	340.6	339.6	339.6	339.6	338.5	339.0	340.6
51 Michele PIRRO	ITA	DUCATI	340.6	339.6	339.6	339.6	339.6	339.8	340.6
89 Jorge MARTIN	SPA	DUCATI	340.6	340.6	338.5	337.5	337.5	338.7	340.6
43 Jack MILLER	AUS	KTM	339.6	339.6	338.5	336.4	336.4	337.3	339.6
49 Fabio DI GIANNANTONIO	ITA	DUCATI	339.6	336.4	336.4	336.4	336.4	337.0	339.6
73 Alex MARQUEZ	SPA	DUCATI	339.6	339.6	339.6	338.5	338.5	339.1	339.6
88 Miguel OLIVEIRA	POR	APRILIA	339.6	339.6	339.6	339.6	339.6	339.6	339.6
5 Johann ZARCO	FRA	DUCATI	338.5	338.5	338.5	337.5	337.5	337.9	338.5
21 Franco MORBIDELLI	ITA	YAMAHA	338.5	336.4	335.4	335.4	335.4	336.1	338.5
25 Raul FERNANDEZ	SPA	APRILIA	338.5	338.5	338.5	337.5	336.4	337.3	338.5
36 Joan MIR	SPA	HONDA	338.5	336.4	335.4	335.4	335.4	336.2	338.5
20 Fabio QUARTARARO	FRA	YAMAHA	337.5	335.4	335.4	335.4	335.4	335.8	337.5
37 Augusto FERNANDEZ	SPA	KTM	337.5	337.5	336.4	336.4	335.4	336.2	337.5
30 Takaaki NAKAGAMI	JPN	HONDA	335.4	335.4	334.3	334.3	333.3	334.2	335.4
94 Jonas FOLGER	GER	KTM	334.3	334.3	334.3	334.3	334.3	334.3	334.3
6 Stefan BRADL	GER	HONDA	333.3	332.3	332.3	331.2	331.2	331.9	333.3

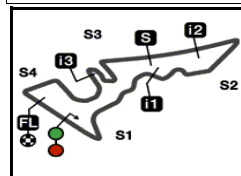
These data/results cannot be reproduced, stored and/or transmitted in whole or in part by any manner of electronic, mechanical, photocopying, recording, broadcasting or otherwise now known or herein after developed without the previous express consent by the copyright owner, except for reproduction in daily press and regular printed publications on sale to the public within 60 days of the event related to those data/results and always provided that copyright symbol appears together as follows below.

© DORNA, 2023

Official MotoGP Timing by TISSOT
www.motogp.com



Austin, Friday, April 14, 2023



5513 m.

RED BULL GRAND PRIX OF THE AMERICAS

Practice Nr. 2

Chronological Analysis of Performances

9

* Lap / Sector time cancelled

T1 Time from finish line to 1st intermediate

T3 Time from 2nd intermed. to 3rd intermed.

P Crossing the finish line in pit lane

T2 Time from 1st intermed. to 2nd intermed.

T4 Time from 3rd intermediate to finish line

**Tyre data subject to further updates

Lap	Lap Time	T1	T2	T3	T4	Speed	Lap	Lap Time	T1	T2	T3	T4	Speed
1st	89	Jorge MARTIN		DUCATI		SPA	Run #	2	Front Tyre	Slick-Hard	Rear Tyre	Slick-Medium	
		Prima Pramac Racing							New Tyre		12 Laps at start		
		Runs=4	Total laps=20	Full laps=13	Valid laps=10		9	11'34.579	35.120	31.075	33.908	29.242	339.6
Run #	1	Front Tyre	Slick-Hard	Rear Tyre	Slick-Medium		10	2'04.750 *	34.960	30.333	30.817*	28.640	339.6
		New Tyre		4 Laps at start			11	2'06.438	36.468	30.480	30.689	28.801	339.6
1	2'53.136	36.210	31.146	31.150	29.284		12	2'03.946	34.866	30.114	30.371	28.595	337.5
2	2'06.155	35.349	30.442	30.573	29.791	335.4	13	2'03.743	34.834	30.229	30.207	28.473	338.5
3	2'04.660	35.086	30.395	30.509	28.670	335.4	14	2'12.231 P	36.787*	31.619	31.381	32.444	337.5
4	2'05.962	35.023	30.388	31.745	28.806	335.4	Run #	3	Front Tyre	Slick-Hard	Rear Tyre	Slick-Soft	
5	2'10.465 *	35.395*	30.738	35.170	29.162	335.4			New Tyre		New Tyre		
6	2'04.488	35.113	30.191	30.442	28.742	336.4	15	7'30.604	38.199	30.940	31.064	28.768	338.5
7	2'11.800 P	37.237*	30.729	31.021	32.813	337.5	16	2'02.699	34.486	29.739	30.268	28.206	340.6
Run #	2	Front Tyre	Slick-Hard	Rear Tyre	Slick-Soft		17	2'02.544	34.400	29.738	30.035	28.371	338.5
		7 Laps at start		New Tyre			18	2'11.438 P	36.329*	31.508	31.108	32.493	336.4
8	7'58.272	33.172	30.862	30.806	29.119	336.4	Run #	4	Front Tyre	Slick-Hard	Rear Tyre	Slick-Soft	
9	2'03.691	34.917	29.826	30.353	28.595	336.4			4 Laps at start		New Tyre		
10	2'03.241	34.684	30.028	30.210	28.319	338.5	19	3'49.151 *	37.109	31.202	30.997*	28.584	338.5
11	2'12.225 P	36.779*	31.815	31.277	32.354	340.6	20	2'02.241	34.427	29.701	30.007	28.106	338.5
Run #	3	Front Tyre	Slick-Hard	Rear Tyre	Slick-Soft		21	2'18.765 *	39.294*	33.823	32.869	32.779	338.5
		11 Laps at start		4 Laps at start			3rd	42	Alex RINS		HONDA		SPA
12	6'58.683	33.669	30.815	30.631	28.913	333.3			LCR Honda CASTROL				
13	2'04.379	35.213	30.135	30.427	28.604	335.4			Runs=4	Total laps=20	Full laps=13	Valid laps=11	
14	2'04.105	34.799	30.160	30.506	28.640	335.4	Run #	1	Front Tyre	Slick-Medium	Rear Tyre	Slick-Soft	
15	2'04.557 *	34.964	30.414*	30.400	28.779	336.4			New Tyre		New Tyre		
16	2'03.891	34.886	30.245	30.202	28.558	337.5	1	2'54.389	43.918	31.967	31.424	28.859	
17	2'11.391 P	34.121*	31.295	31.164	34.811	336.4	2	2'04.204	34.947	30.216	30.601	28.440	336.4
Run #	4	Front Tyre	Slick-Hard	Rear Tyre	Slick-Soft		3	2'07.756	38.116	30.278	30.804	28.558	336.4
		New Tyre		New Tyre			4	2'04.074	34.889	30.212	30.452	28.521	341.7
18	9'00.505	33.097	30.140	30.828	29.007	337.5	5	2'12.552 P	36.495*	31.066	31.430	33.561	335.4
19	2'02.178	34.344	29.643	29.910	28.281	340.6	Run #	2	Front Tyre	Slick-Hard	Rear Tyre	Slick-Soft	
20	2'19.316 *	46.634*	31.706	31.965	29.011	335.4			New Tyre		5 Laps at start		
2nd	1	Francesco BAGNAIA		DUCATI		ITA	6	9'46.686	34.050	31.015	31.926	28.937	333.3
		Ducati Lenovo Team					7	2'04.854	35.353	30.170	30.708	28.623	334.3
		Runs=4	Total laps=21	Full laps=14	Valid laps=10		8	2'04.397	34.971	30.160	30.693	28.573	337.5
Run #	1	Front Tyre	Slick-Medium	Rear Tyre	Slick-Medium		9	2'03.777	34.775	30.121	30.412	28.469	336.4
		4 Laps at start		4 Laps at start			10	2'04.039	34.782	30.092	30.609	28.556	333.3
1	3'06.903	35.509	31.832	31.303	29.388	335.4	11	2'06.341 *	36.323*	30.592	30.843*	28.583	337.5
2	2'05.572 *	35.539	30.527	30.652	28.854	336.4	12	2'03.813	34.760	30.097	30.472	28.484	335.4
3	2'04.262	35.092	30.293	30.299	28.578	337.5	13	2'17.104 P	38.330*	32.025	33.181	33.568	332.3
4	2'03.866	34.792	30.152	30.308	28.614	337.5	Run #	3	Front Tyre	Slick-Hard	Rear Tyre	Slick-Soft	
5	2'10.672 *	38.204*	31.857	31.494	29.117	337.5			New Tyre		New Tyre		
6	2'03.785	34.943	30.091	30.305	28.446	338.5	14	9'19.804	35.599	30.854	31.793	28.947	332.3
7	2'03.339	34.686	29.966	30.256	28.431	337.5	15	2'03.048	34.536	29.955	30.280	28.277	335.4
8	2'14.687 P	38.445	31.688	31.730	32.824	336.4	16	2'02.732	34.440	29.804	30.280	28.208	332.3

Fastest Lap: Jorge MARTIN Prima Pramac Racing SPA **2'02.178** 34.344 29.643 29.910 28.281

These data/results cannot be reproduced, stored and/or transmitted in whole or in part by any manner of electronic, mechanical, photocopying, recording, broadcasting or otherwise now known or herein after developed without the previous express consent by the copyright owner, except for reproduction in daily press and regular printed publications on sale to the public within 60 days of the event related to those data/results and always provided that copyright symbol appears together as follows below.
© DORNA, 2023



Practice Nr. 2

MotoGP

Lap	Lap Time	T1	T2	T3	T4	Speed	Lap	Lap Time	T1	T2	T3	T4	Speed		
17	2'15.515	P	38.911*	31.257	32.007	33.340	332.3	10	2'04.097	35.015	30.123	30.459	28.500	339.6	
<i>Run #</i>	<i>4</i>	<i>Front Tyre</i>	<i>Slick-Hard</i>		<i>Rear Tyre</i>	<i>Slick-Soft</i>									
			<i>4 Laps at start</i>			<i>New Tyre</i>									
18	5'01.261		32.595	30.608	30.815	28.368	334.3	11	2'03.830	34.825	30.033	30.493	28.479	337.5	
19	2'02.395		34.382	29.724	30.158	28.131	335.4	12	2'04.066	*	34.783	29.943	30.744*	28.596	338.5
20	2'21.344	*	45.415*	32.266	33.408	30.255	314.8	13	2'03.932	34.797	30.061	30.497	28.577	337.5	
								14	2'18.142	P	40.147	32.154	32.342	33.499	333.3
4th	10	Luca MARINI			DUCATI	ITA		<i>Run #</i>	<i>3</i>	<i>Front Tyre</i>	<i>Slick-Hard</i>		<i>Rear Tyre</i>	<i>Slick-Soft</i>	
		Mooney VR46 Racing Team									<i>New Tyre</i>			<i>New Tyre</i>	
		Runs=4	Total laps=21	Full laps=14	Valid laps=12										
<i>Run #</i>	<i>1</i>	<i>Front Tyre</i>	<i>Slick-Medium</i>		<i>Rear Tyre</i>	<i>Slick-Soft</i>									
			<i>4 Laps at start</i>			<i>4 Laps at start</i>									
1	2'17.724		33.594	31.621	32.016	29.369	337.5	15	11'14.465		33.787	30.895	31.341	28.758	336.4
2	2'05.775		35.413	30.712	30.897	28.753	340.6	16	2'06.118	*	35.920*	30.423	30.720	29.055	338.5
3	2'04.503		35.080	30.305	30.416	28.702	340.6	17	2'02.966		34.661	29.801	30.156	28.348	336.4
4	2'04.353		34.855	30.633	30.294	28.571	339.6	18	2'10.887	P	36.978	30.605	30.972	32.332	335.4
5	2'04.033		34.706	30.302	30.295	28.730	341.7	<i>Run #</i>	<i>4</i>	<i>Front Tyre</i>	<i>Slick-Hard</i>		<i>Rear Tyre</i>	<i>Slick-Soft</i>	
6	2'03.888		34.856	30.158	30.287	28.587	336.4				<i>4 Laps at start</i>			<i>New Tyre</i>	
7	2'18.032	P	38.350*	32.824	32.866	33.992	329.2	19	3'38.284		32.965	30.433	30.681	29.070	336.4
<i>Run #</i>	<i>2</i>	<i>Front Tyre</i>	<i>Slick-Hard</i>		<i>Rear Tyre</i>	<i>Slick-Soft</i>		20	2'02.682		34.486	29.762	30.110	28.324	338.5
			<i>New Tyre</i>			<i>11 Laps at start</i>		21	2'02.936		34.727	29.671	30.244	28.294	336.4
8	8'22.032		39.042	31.288	31.581	29.213	336.4	6th	12	Maverick VIÑALES			APRILIA	SPA	
9	2'05.614		35.783	30.666	30.453	28.712	340.6			Aprilia Racing	Runs=4	Total laps=22	Full laps=15	Valid laps=12	
10	2'07.344		35.491	30.412	32.517	28.924	338.5	<i>Run #</i>	<i>1</i>	<i>Front Tyre</i>	<i>Slick-Hard</i>		<i>Rear Tyre</i>	<i>Slick-Soft</i>	
11	2'04.201		34.857	30.254	30.429	28.661	342.8				<i>New Tyre</i>			<i>5 Laps at start</i>	
12	2'06.939	*	34.999	30.243	32.265*	29.432	338.5	1	2'17.388		33.934	32.071	33.269	29.261	335.4
13	2'04.541		35.049	30.311	30.384	28.797	336.4	2	2'05.798		35.597	30.642	30.872	28.687	335.4
14	2'22.256	P	39.603*	33.067	33.780	35.806	316.7	3	2'04.589		35.140	30.152	30.640	28.657	336.4
<i>Run #</i>	<i>3</i>	<i>Front Tyre</i>	<i>Slick-Medium</i>		<i>Rear Tyre</i>	<i>Slick-Soft</i>		4	2'04.248		34.871	30.312	30.600	28.465	336.4
			<i>New Tyre</i>			<i>New Tyre</i>		5	2'06.421	*	34.852	30.368*	32.056	29.145	337.5
15	11'09.025		36.255	31.894	31.413	28.942	338.5	6	2'04.193		34.741	30.282	30.669	28.501	338.5
16	2'02.664		34.778	29.688	29.968	28.230	337.5	7	2'04.088		34.867	30.244	30.523	28.454	338.5
17	2'02.662		34.553	29.719	29.988	28.402	336.4	8	2'12.606	P	36.032	30.746	33.262	32.566	335.4
18	2'18.290	P	37.698*	33.106	33.284	34.202	325.3	<i>Run #</i>	<i>2</i>	<i>Front Tyre</i>	<i>Slick-Hard</i>		<i>Rear Tyre</i>	<i>Slick-Soft</i>	
<i>Run #</i>	<i>4</i>	<i>Front Tyre</i>	<i>Slick-Medium</i>		<i>Rear Tyre</i>	<i>Slick-Soft</i>					<i>8 Laps at start</i>			<i>13 Laps at start</i>	
			<i>4 Laps at start</i>			<i>New Tyre</i>		9	8'34.796		33.739	30.862	32.176	28.640	334.3
19	3'27.070	*	33.115	30.764	31.270*	29.129		10	2'04.134		34.750	30.076	30.862	28.446	338.5
20	2'02.416		34.587	29.667	30.000	28.162	338.5	11	2'03.683		34.658	30.014	30.457	28.554	336.4
21	2'17.866	*	36.226*	34.689*	34.333	32.618	323.3	12	2'05.827	*	34.779	30.042	32.176*	28.830	336.4
5th	73	Alex MARQUEZ			DUCATI	SPA		13	2'04.006		34.860	30.147	30.541	28.458	336.4
		Gresini Racing MotoGP						14	2'06.857		37.069	30.598	30.508	28.682	337.5
		Runs=4	Total laps=21	Full laps=14	Valid laps=12			15	2'03.740		34.742	30.143	30.407	28.448	337.5
<i>Run #</i>	<i>1</i>	<i>Front Tyre</i>	<i>Slick-Medium</i>		<i>Rear Tyre</i>	<i>Slick-Soft</i>		16	2'12.225	P	36.787	31.004	31.086	33.348	336.4
			<i>4 Laps at start</i>			<i>4 Laps at start</i>		<i>Run #</i>	<i>3</i>	<i>Front Tyre</i>	<i>Slick-Hard</i>		<i>Rear Tyre</i>	<i>Slick-Soft</i>	
1	2'26.322		34.313	31.374	31.739	29.112	337.5				<i>New Tyre</i>			<i>New Tyre</i>	
2	2'04.659		35.387	30.210	30.534	28.528	337.5	17	6'57.630		32.773	30.352	31.215	28.850	340.6
3	2'03.635		34.687	30.016	30.462	28.470	339.6	18	2'02.860		34.496	29.787	30.208	28.369	341.7
4	2'04.748		34.896	31.057	30.365	28.430	339.6	19	2'12.374	P	34.505	29.779	35.094	32.996	339.6
5	2'04.095		34.940	30.038	30.647	28.470	336.4	<i>Run #</i>	<i>4</i>	<i>Front Tyre</i>	<i>Slick-Hard</i>		<i>Rear Tyre</i>	<i>Slick-Soft</i>	
6	2'04.106		34.844	30.204	30.528	28.530	336.4				<i>3 Laps at start</i>			<i>New Tyre</i>	
7	2'12.486	P	36.998	31.055	31.771	32.662	334.3	20	4'00.555		33.186	30.440	30.604	28.318	335.4
<i>Run #</i>	<i>2</i>	<i>Front Tyre</i>	<i>Slick-Hard</i>		<i>Rear Tyre</i>	<i>Slick-Medium</i>		21	2'04.394	*	34.398	29.673*	31.574*	28.749	339.6
			<i>New Tyre</i>			<i>New Tyre</i>		22	2'02.717		34.303	29.864	30.283	28.267	340.6
8	7'26.608		35.099	31.386	31.412	29.193	336.4		unfinished		42.990	32.594			207.6
9	2'07.404		35.180	30.324	32.823	29.077	337.5								

Fastest Lap: Jorge MARTIN Prima Pramac Racing SPA **2'02.178** 34.344 29.643 29.910 28.281

These data/results cannot be reproduced, stored and/or transmitted in whole or in part by any manner of electronic, mechanical, photocopying, recording, broadcasting or otherwise now known or herein after developed without the previous express consent by the copyright owner, except for reproduction in daily press and regular printed publications on sale to the public within 60 days of the event related to those data/results and always provided that copyright symbol appears together as follows below.
© DORNA, 2023

Official MotoGP Timing by TISSOT
www.motogp.com

Austin, Friday, April 14, 2023

Page 2 of 7



Practice Nr. 2

MotoGP

Lap	Lap Time	T1	T2	T3	T4	Speed	Lap	Lap Time	T1	T2	T3	T4	Speed					
7th	20	Fabio QUARTARARO				YAMAHA	FRA	15	2'13.521	P	34.833	30.087	34.453	34.148				
Monster Energy Yamaha MotoGP							Run #	4	Front Tyre	Slick-Hard	Rear Tyre	Slick-Soft						
Runs=4 Total laps=20 Full laps=13 Valid laps=9							3 Laps at start			New Tyre								
Run #	1	Front Tyre	Slick-Medium	Rear Tyre	Slick-Soft		16	6'41.090		37.548	30.510	30.304	28.276	340.6				
3 Laps at start							3 Laps at start											
1	3'19.592	*	33.780	31.414	31.095*	28.936	17	2'15.497		36.535	30.243	40.385	28.334	341.7				
2	2'04.569	*	35.150	30.378	30.585	28.456	332.3	18	2'02.735		34.557	29.838	30.240	28.100	339.6			
3	2'03.716		34.859	30.278	30.242	28.337	335.4											
4	2'09.089		34.813	33.479	31.626	29.171	327.2											
5	2'10.428	P	35.085*	30.253	30.733	34.357	333.3											
Run #	2	Front Tyre	Slick-Hard	Rear Tyre	Slick-Soft		9th	41	Alex ESPARGARO				APRILIA	SPA				
New Tyre							Aprilia Racing				Runs=4 Total laps=20 Full laps=13 Valid laps=9							
8 Laps at start							Run #	1	Front Tyre	Slick-Hard	Rear Tyre	Slick-Medium						
6	8'14.716		34.131	31.471	30.913	28.868	332.3	New Tyre			New Tyre							
7	2'04.494		35.120	30.325	30.563	28.486	334.3	1	2'55.757		34.248	31.450	31.172	29.058				
8	2'04.306		34.970	30.100	30.716	28.520	335.4	2	2'04.829		35.408	30.359	30.563	28.499	337.5			
9	2'08.551	*	34.798	34.401*	30.609	28.743	333.3	3	2'04.195		34.942	30.284	30.453	28.516	338.5			
10	2'04.095		34.916	30.227	30.402	28.550	335.4	4	2'04.552		34.761	30.208	31.081	28.502	339.6			
11	2'04.108	*	34.902	30.113	30.579*	28.514	333.3	5	2'11.653	*	37.815*	31.230	31.271	31.337	337.5			
12	2'04.051		34.886	30.166	30.410	28.589	334.3	6	2'04.182		35.060	30.181	30.547	28.394	337.5			
13	2'08.310	P	34.837	30.182	30.394	32.897	332.3	7	2'18.097	P	38.407	32.696	32.122	34.872	325.3			
Run #	3	Front Tyre	Slick-Hard	Rear Tyre	Slick-Soft		Run #	2	Front Tyre	Slick-Hard	Rear Tyre	Slick-Soft						
New Tyre							7 Laps at start			New Tyre								
14	12'51.737		37.446	30.633	34.572	28.760	337.5	8	9'20.178	*	34.639	32.180*	32.535	28.707	337.5			
15	2'03.444		34.808	30.049	30.333	28.254	335.4	9	2'03.700		34.935	30.056	30.406	28.303	340.6			
16	2'03.138		34.738	30.017	30.227	28.156	333.3	10	2'08.007	*	36.293*	31.704	31.131	28.879	338.5			
17	2'09.448	P	35.611*	31.046	30.614	32.177	334.3	11	2'08.368	*	34.959	31.839	31.789*	29.781	334.3			
Run #	4	Front Tyre	Slick-Hard	Rear Tyre	Slick-Soft		12	2'03.955		34.793	30.317	30.457	28.388	338.5				
4 Laps at start							New Tyre				13	2'19.111	P	39.853	32.779	34.236	32.243	313.9
18	3'47.957	*	33.868	31.275	30.958*	28.806	331.2	Run #	3	Front Tyre	Slick-Hard	Rear Tyre	Slick-Soft					
19	2'02.721		34.548	29.893	30.164	28.116	335.4	New Tyre			New Tyre							
20	2'11.689	*	38.446*	32.782	31.681	28.780	331.2	14	9'32.850		32.921	32.312	33.721	28.598	279.7			
							15	2'03.043		34.590	29.886	30.275	28.292	341.7				
							16	2'15.858		38.766	33.541	32.963	30.588	336.4				
							17	2'12.024	P	34.662	30.161	35.341	31.860	339.6				
Run #	4	Front Tyre	Slick-Hard	Rear Tyre	Slick-Soft		Run #	4	Front Tyre	Slick-Hard	Rear Tyre	Slick-Soft						
4 Laps at start							4 Laps at start			New Tyre								
14	9'32.850		32.921	32.312	33.721	28.598	279.7	18	5'24.155	*	33.695	30.776	30.894*	28.625				
15	2'03.043		34.590	29.886	30.275	28.292	341.7	19	2'02.765		34.660	29.807	30.170	28.128	340.6			
16	2'15.858		38.766	33.541	32.963	30.588	336.4	20	2'31.582	*	45.010*	36.050	35.165	35.357	311.2			
17	2'12.024	P	34.662	30.161	35.341	31.860	339.6											
Run #	3	Front Tyre	Slick-Hard	Rear Tyre	Slick-Soft		10th	43	Jack MILLER				KTM	AUS				
New Tyre							Red Bull KTM Factory Racing				Runs=4 Total laps=19 Full laps=12 Valid laps=8							
14	9'32.850		32.921	32.312	33.721	28.598	279.7	Run #	1	Front Tyre	Slick-Medium	Rear Tyre	Slick-Soft					
15	2'03.043		34.590	29.886	30.275	28.292	341.7	New Tyre			3 Laps at start							
16	2'15.858		38.766	33.541	32.963	30.588	336.4	1	2'26.941		35.914	32.216	32.703	29.039	334.3			
17	2'12.024	P	34.662	30.161	35.341	31.860	339.6	2	2'05.458		35.532	30.429	30.808	28.689	335.4			
Run #	4	Front Tyre	Slick-Hard	Rear Tyre	Slick-Soft		3	2'04.459		35.134	30.239	30.422	28.664	336.4				
4 Laps at start							New Tyre				4	2'04.423		35.019	30.309	30.528	28.567	336.4
18	5'24.155	*	33.695	30.776	30.894*	28.625	340.6	5	2'09.415	*	37.689*	31.339	31.690	28.697	335.4			
19	2'02.765		34.660	29.807	30.170	28.128	340.6	6	2'09.941		34.963	30.349	35.317	29.312	336.4			
20	2'31.582	*	45.010*	36.050	35.165	35.357	311.2	7	2'04.205		34.941	30.073	30.560	28.631	339.6			
							8	2'16.364	P	38.024*	32.037	32.407	33.896	333.3				
Run #	2	Front Tyre	Slick-Hard	Rear Tyre	Slick-Soft		Run #	2	Front Tyre	Slick-Medium	Rear Tyre	Slick-Soft						
6 Laps at start							8 Laps at start			11 Laps at start								
7	10'23.836		37.033	31.672	31.625	28.871	341.7	9	11'52.420		35.273	33.776	35.318	28.899	335.4			
8	2'08.830		37.660	30.546	31.951	28.673		10	2'08.627	*	35.266	30.624	32.434*	30.303*	336.4			
9	2'17.518		38.683	30.240	38.763	29.832	341.7											
10	2'04.508	*	35.108	30.246	30.560*	28.594	343.9											
11	2'03.970		34.956	30.083	30.385	28.546	342.8											
12	2'16.992	P	41.342*	30.945	31.168	33.537	342.8											
Run #	3	Front Tyre	Slick-Hard	Rear Tyre	Slick-Soft													
New Tyre							New Tyre											
13	10'40.946		36.192	34.659	43.921	29.329	340.6											
14	2'03.092		34.730	29.952	30.196	28.214	342.8											

Fastest Lap: Jorge MARTIN Prima Pramac Racing SPA **2'02.178** 34.344 29.643 29.910 28.281

These data/results cannot be reproduced, stored and/or transmitted in whole or in part by any manner of electronic, mechanical, photocopying, recording, broadcasting or otherwise now known or herein after developed without the previous express consent by the copyright owner, except for reproduction in daily press and regular printed publications on sale to the public within 60 days of the event related to those data/results and always provided that copyright symbol appears together as follows below.
© DORNA, 2023

Official MotoGP Timing by **TISSOT**
www.motogp.com

Austin, Friday, April 14, 2023

Page 3 of 7



Practice Nr. 2

MotoGP

Lap	Lap Time	T1	T2	T3	T4	Speed	Lap	Lap Time	T1	T2	T3	T4	Speed
11	2'04.694	35.032	30.388	30.515	28.759	335.4	4	2'06.479	36.345	30.624	30.838	28.672	333.3
12	2'15.456 P	37.886*	32.413	31.207	33.950	330.2	5	2'04.331	35.279	30.050	30.453	28.549	334.3
Run # 3	Front Tyre	Slick-Soft		Rear Tyre	Slick-Soft		Run # 6	Front Tyre	Slick-Hard		Rear Tyre	Slick-Medium	
		New Tyre			New Tyre				New Tyre			New Tyre	
13	10'28.025	34.977	31.394	31.696	28.975	335.4	7	9'14.547	34.250	31.471	31.541	29.015	334.3
14	2'08.154 *	37.271*	31.233	30.806	28.844	336.4	8	2'07.664	35.033	30.434	33.168	29.029	335.4
15	2'03.342	34.691	29.797	30.337	28.517	334.3	9	2'04.155	35.099	30.061	30.372	28.623	338.5
16	2'13.126 P	37.220*	31.488	32.095	32.323	336.4	10	2'04.017	35.052	30.103	30.352	28.510	335.4
Run # 4	Front Tyre	Slick-Soft		Rear Tyre	Slick-Soft		11	2'22.878 P	35.154	35.875	37.055*	34.794	323.3
		4 Laps at start			New Tyre		Run # 3	Front Tyre	Slick-Hard		Rear Tyre	Slick-Soft	
17	3'51.590	32.906	30.789	31.291	28.913	338.5			New Tyre			New Tyre	
18	2'02.841	34.532	29.796	30.228	28.285	339.6	12	11'44.218	36.070	30.262	30.422	28.439	333.3
19	2'22.646 *	51.481*	31.443	30.707	29.015	336.4	13	2'03.113	34.764	29.926	30.101	28.322	333.3
							14	2'13.653 P	37.833	30.948	31.150	33.722	334.3

11th 72 **Marco BEZZECCHI** DUCATI ITA
Mooney VR46 Racing Team

Runs=4 Total laps=22 Full laps=15 Valid laps=12

Run #	Front Tyre	Slick-Medium	Rear Tyre	Slick-Soft		
Run # 1	3 Laps at start		3 Laps at start			
1	2'25.313	34.787	31.274	31.516	29.574	336.4
2	2'05.153	35.610	30.251	30.510	28.782	337.5
3	2'04.012	34.902	30.081	30.384	28.645	339.6
4	2'07.974	34.937	30.081	34.169	28.787	339.6
5	2'07.591	35.293	30.208	33.388	28.702	339.6
6	2'09.783	36.855	33.418	30.707	28.803	337.5
7	2'04.434	35.022	30.276	30.436	28.700	338.5
8	2'12.205 P	36.350*	31.276	31.331	33.248	337.5
Run # 2	Front Tyre	Slick-Hard		Rear Tyre	Slick-Soft	
		New Tyre			11 Laps at start	
9	5'11.124	35.962	31.774	32.244	29.069	338.5
10	2'05.104	35.559	30.281	30.580	28.684	342.8
11	2'08.274	35.166	30.387	33.685	29.036	340.6
12	2'05.081	35.154	30.277	30.792	28.858	340.6
13	2'11.167 *	40.030*	31.277	30.894*	28.966	340.6
14	2'04.749	35.289	30.166	30.526	28.768	340.6
15	2'13.098 P	35.771*	31.295	32.961	33.071	339.6
Run # 3	Front Tyre	Slick-Hard		Rear Tyre	Slick-Soft	
		New Tyre			New Tyre	
16	10'33.936	34.170	30.966	32.583	29.239	338.5
17	2'03.333	34.747	29.840	30.166	28.580	340.6
18	2'13.441 P	36.487*	31.268	31.166	34.520	341.7
Run # 4	Front Tyre	Slick-Hard		Rear Tyre	Slick-Soft	
		3 Laps at start			New Tyre	
19	5'45.041	33.581	31.160	30.840	28.651	339.6
20	2'02.878	34.575	29.755	30.165	28.383	341.7
21	2'04.706 *	34.164*	30.927	30.899	28.716	339.6
22	2'17.011 *	40.230*	32.184*	33.835	30.762	339.6

12th 36 **Joan MIR** HONDA SPA
Repsol Honda Team

Runs=4 Total laps=17 Full laps=10 Valid laps=10

Run #	Front Tyre	Slick-Medium	Rear Tyre	Slick-Soft		
Run # 1	3 Laps at start		3 Laps at start			
1	2'29.676	33.792	31.203	30.995	29.059	332.3
2	2'05.590	35.463	30.675	30.659	28.793	335.4
3	2'06.874	34.976	30.321	32.770	28.807	336.4

13th 30 **Takaaki NAKAGAMI** HONDA JPN
LCR Honda IDEMITSU

Runs=4 Total laps=20 Full laps=13 Valid laps=11

Run #	Front Tyre	Slick-Medium	Rear Tyre	Slick-Soft		
Run # 1	4 Laps at start		4 Laps at start			
1	2'42.276	36.215	33.666	33.126	29.421	
2	2'04.686	35.388	30.204	30.504	28.590	331.2
3	2'03.968	34.964	30.124	30.449	28.431	332.3
4	2'13.327	41.181	32.269	31.233	28.644	335.4
5	2'07.907	35.139	30.264	33.525	28.979	332.3
6	2'04.603	35.146	30.183	30.707	28.567	332.3
7	2'13.195 P	37.143	31.429	31.603	33.020	330.2
Run # 2	Front Tyre	Slick-Medium		Rear Tyre	Slick-Soft	
		11 Laps at start			11 Laps at start	
8	7'20.891	33.185	31.106	30.886	28.842	331.2
9	2'07.095	35.403	30.304	32.841	28.547	334.3
10	2'05.151	35.050	30.672	30.749	28.680	333.3
11	2'13.027	35.162	30.530	38.208	29.127	333.3
12	2'04.539 *	35.105	30.301	30.585*	28.548	334.3
13	2'16.075 P	40.019	31.059	31.622	33.375	332.3
Run # 3	Front Tyre	Slick-Hard		Rear Tyre	Slick-Soft	
		New Tyre			New Tyre	
14	8'11.793	35.051	31.053	30.906	28.547	330.2
15	2'06.103	34.869	30.048	32.494	28.692	333.3
16	2'03.540	34.768	30.038	30.328	28.406	332.3
17	2'15.007 P	38.507*	31.996	31.352	33.152	331.2
Run # 4	Front Tyre	Slick-Hard		Rear Tyre	Slick-Soft	
		4 Laps at start			New Tyre	
18	8'10.497	34.642	30.879	31.386	28.501	332.3
19	2'07.696 *	38.171*	30.382	30.742	28.401	335.4
20	2'03.208	34.730	29.917	30.334	28.227	332.3

Fastest Lap: Jorge MARTIN Prima Pramac Racing SPA **2'02.178** 34.344 29.643 29.910 28.281

These data/results cannot be reproduced, stored and/or transmitted in whole or in part by any manner of electronic, mechanical, photocopying, recording, broadcasting or otherwise now known or herein after developed without the previous express consent by the copyright owner, except for reproduction in daily press and regular printed publications on sale to the public within 60 days of the event related to those data/results and always provided that copyright symbol appears together as follows below.
© DORNA, 2023



Practice Nr. 2

MotoGP

Lap	Lap Time	T1	T2	T3	T4	Speed	Lap	Lap Time	T1	T2	T3	T4	Speed
14th	5	Johann ZARCO				DUCATI	FRA						
		Prima Pramac Racing											
		Runs=4	Total laps=17	Full laps=10	Valid laps=7								
Run #	1	Front Tyre	Slick-Soft	Rear Tyre	Slick-Medium								
		13 Laps at start			New Tyre								
1	3'17.011	35.897	31.447	31.814	28.858								
2	2'04.851 *	35.470	30.326	30.499	28.556	335.4							
3	2'03.931	35.026	30.155	30.288	28.462	336.4							
4	2'05.660	35.101	30.347	31.129	29.083	336.4							
5	2'04.687 *	35.045*	30.385	30.521	28.736	336.4							
6	2'16.346 P	38.017*	33.223	31.780	33.326	334.3							
Run #	2	Front Tyre	Slick-Soft	Rear Tyre	Slick-Medium								
		19 Laps at start			6 Laps at start								
7	9'54.926	33.895	31.214	31.205	28.800	337.5							
8	2'04.326	35.005	30.276	30.400	28.645	338.5							
9	2'04.476	35.098	30.375	30.406	28.597	338.5							
10	2'04.205	35.020	30.158	30.410	28.617	338.5							
11	2'24.258 P	42.439*	33.560	33.667	34.592	336.4							
Run #	3	Front Tyre	Slick-Hard	Rear Tyre	Slick-Soft								
		New Tyre			3 Laps at start								
12	9'42.890	33.637	31.146	31.013	29.530	335.4							
13	2'03.667	34.940	30.228	30.266	28.233	337.5							
14	2'08.884 *	37.192*	31.904	30.882	28.906	337.5							
15	2'11.203 P	36.214*	31.089	30.638	33.262	337.5							
Run #	4	Front Tyre	Slick-Hard	Rear Tyre	Slick-Soft								
		4 Laps at start			New Tyre								
16	8'27.926	33.957	31.309	31.454	29.325	335.4							
17	2'03.329	34.697	30.011	30.234	28.387	337.5							
15th	88	Miguel OLIVEIRA				APRILIA	POR						
		CryptoDATA RNF MotoGP Team											
		Runs=4	Total laps=14	Full laps=7	Valid laps=9								
Run #	1	Front Tyre	Slick-Medium	Rear Tyre	Slick-Soft								
		New Tyre			New Tyre								
1	2'48.253	35.374	31.821	31.470	29.613								
2	2'04.642	35.484	30.186	30.555	28.417	337.5							
3	2'03.836	34.958	30.097	30.234	28.547	338.5							
4	2'03.407	34.777	29.901	30.377	28.352	338.5							
unfinished													
Run #	2	Front Tyre	Slick-Hard	Rear Tyre	Slick-Medium								
		New Tyre			New Tyre								
5	2'06.905 *	34.926*	31.472	31.323	29.184	339.6							
6	2'04.921	35.473	30.314	30.562	28.572	339.6							
7	2'04.313	35.057	30.174	30.554	28.528	339.6							
8	3'40.635 P	35.060	30.007	2'01.165	34.403	339.6							
Run #	3	Front Tyre	Slick-Hard	Rear Tyre	Slick-Soft								
		New Tyre			New Tyre								
9	16'53.681	35.448	31.130	31.433	31.985	337.5							
10	2'03.359	34.701	29.885	30.459	28.314	339.6							
11	2'07.826 P	34.089*	30.962	31.092	31.683	337.5							
Run #	4	Front Tyre	Slick-Hard	Rear Tyre	Slick-Soft								
		3 Laps at start			New Tyre								
12	3'24.419	35.256	31.175	30.718	28.440	338.5							
13	2'09.021	34.583	33.116	32.930	28.392	245.4							
14	2'03.340	34.804	29.808	30.346	28.382	339.6							
16th	21	Franco MORBIDELLI				YAMAHA	ITA						
		Monster Energy Yamaha MotoGP											
		Runs=4	Total laps=18	Full laps=11	Valid laps=7								
Run #	1	Front Tyre	Slick-Hard	Rear Tyre	Slick-Soft								
		New Tyre			3 Laps at start								
1	3'07.222	34.695	31.410	31.101	29.056								
2	2'05.464 *	35.520	30.495	30.624	28.825	332.3							
3	2'04.498	35.169	30.356	30.410	28.563	338.5							
4	2'04.413	35.039	30.154	30.498	28.722	335.4							
5	2'10.634 *	38.870*	31.711	30.970	29.083	332.3							
6	2'04.589	35.146	30.216	30.411	28.816	335.4							
7	2'18.157 P	39.131*	32.762	32.071	34.193	329.2							
Run #	2	Front Tyre	Slick-Hard	Rear Tyre	Slick-Soft								
		7 Laps at start			10 Laps at start								
8	15'01.542 *	34.286	31.162	30.932*	28.857	333.3							
9	2'04.418 *	35.328	30.132*	30.339	28.619	334.3							
10	2'04.286	35.038	30.205	30.424	28.619	333.3							
11	2'13.075 P	36.467*	32.377	32.122	32.109	328.2							
Run #	3	Front Tyre	Slick-Hard	Rear Tyre	Slick-Soft								
		New Tyre			New Tyre								
12	9'13.607	33.077	30.644	30.805	28.512	333.3							
13	2'07.660 *	34.854*	33.496	30.717	28.593	333.3							
14	2'03.443	34.749	29.867	30.356	28.471	335.4							
15	2'14.058 P	37.062*	31.920	33.007	32.069	331.2							
Run #	4	Front Tyre	Slick-Hard	Rear Tyre	Slick-Soft								
		4 Laps at start			New Tyre								
16	3'27.841	32.532	30.873	31.343	29.454	335.4							
17	2'14.405	34.832	29.844	35.187	34.542	336.4							
18	2'39.862	41.464	39.812	40.315	38.271	190.8							
17th	51	Michele PIRRO				DUCATI	ITA						
		Ducati Lenovo Team											
		Runs=4	Total laps=18	Full laps=11	Valid laps=8								
Run #	1	Front Tyre	Slick-Medium	Rear Tyre	Slick-Soft								
		4 Laps at start			4 Laps at start								
1	3'07.848	35.036	31.371	31.230	29.206								
2	2'05.901 *	35.514	30.696	30.809	28.882	337.5							
3	2'05.201	35.329	30.422	30.757	28.693	339.6							
4	2'12.620 *	35.406	32.765	33.176	31.273*	335.4							
5	2'05.426 *	35.490*	30.491	30.612	28.833	337.5							
6	2'13.227 P	35.449	30.657	32.866	34.255	337.5							
Run #	2	Front Tyre	Slick-Medium	Rear Tyre	Slick-Soft								
		10 Laps at start			10 Laps at start								
7	9'30.479	37.139	31.161	31.768	29.326	333.3							
8	2'07.864	35.594	31.816	31.372	29.082	339.6							
9	2'05.678	35.437	30.478	31.006	28.757	338.5							
10	2'05.565	35.174	30.391	30.985	29.015	338.5							
11	2'20.393 P	39.901	32.279	33.021*	35.192	315.7							
Run #	3	Front Tyre	Slick-Medium	Rear Tyre	Slick-Soft								
		New Tyre			New Tyre								
12	10'07.646	41.687	33.336	32.543	32.445	329.2							
13	2'04.116	34.971	30.248	30.504	28.393	339.6							
14	2'08.294	36.739	31.808	30.938	28.809	339.6							
15	2'11.572 P	36.564*	30.786	30.755	33.467	340.6							

Fastest Lap:	Jorge MARTIN	Prima Pramac Racing	SPA	2'02.178	34.344	29.643	29.910	28.281
---------------------	--------------	---------------------	-----	-----------------	--------	--------	--------	--------

These data/results cannot be reproduced, stored and/or transmitted in whole or in part by any manner of electronic, mechanical, photocopying, recording, broadcasting or otherwise now known or herein after developed without the previous express consent by the copyright owner, except for reproduction in daily press and regular printed publications on sale to the public within 60 days of the event related to those data/results and always provided that copyright symbol appears together as follows below.
© DORNA, 2023



Practice Nr. 2

MotoGP

Lap	Lap Time	T1	T2	T3	T4	Speed	Lap	Lap Time	T1	T2	T3	T4	Speed
Run # 4	Front Tyre Slick-Medium	Rear Tyre Slick-Soft		New Tyre			11	8'51.366	35.203	31.091	30.624	29.056	332.3
4 Laps at start							12	2'04.207	35.000	30.168	30.443	28.596	333.3
16	7'53.253	32.825	30.700	31.381	28.755	337.5	13	2'04.451	34.961	30.248	30.497	28.745	334.3
17	2'03.685	34.869	30.019	30.449	28.348	339.6	14	2'19.700 P	40.668*	32.036	32.280	34.716	334.3
18	2'14.848	40.037	31.902	32.745	30.164	331.2	Run # 4	Front Tyre Slick-Hard	Rear Tyre Slick-Soft		New Tyre		

18th 25 **Raul FERNANDEZ** APRILIA SPA
 CryptoDATA RNF MotoGP Team
 Runs=4 Total laps=19 Full laps=12 Valid laps=9

Run #	Front Tyre	Slick-Medium	Rear Tyre	Slick-Soft	Speed
4 Laps at start					
1	4'11.280	2'39.032	32.003	31.463	28.782
2	2'05.394	35.567	30.375	30.742	28.710
3	2'09.487	38.860	30.661	30.980	28.986
4	2'10.734 *	36.488*	31.765	33.684	28.797
5	2'04.917	35.291	30.387	30.590	28.649
6	2'04.568	35.201	30.247	30.458	28.662
7	2'12.429 P	36.757*	31.282	31.813	32.577

Run #	Front Tyre	Slick-Hard	Rear Tyre	Slick-Soft	Speed
New Tyre		7 Laps at start			
8	7'19.569	35.203	31.788	31.248	31.546
9	2'08.649	35.976	30.639	31.409	30.625
10	2'05.323	35.564	30.287	30.725	28.747
11	2'20.719 P	35.869*	32.228	36.295*	36.327

Run #	Front Tyre	Slick-Hard	Rear Tyre	Slick-Soft	Speed
New Tyre		New Tyre			
12	14'27.334 *	31.678	31.715	34.425	29.176*
13	2'09.210	35.888	31.131	33.371	28.820
14	2'06.535	35.088	30.034	32.730	28.683
15	2'09.360 P	34.880	30.138	30.698	338.5

Run #	Front Tyre	Slick-Hard	Rear Tyre	Slick-Soft	Speed
New Tyre		New Tyre			
4 Laps at start					
16	4'05.632	43.133	33.052	33.123	29.952
17	2'03.690	34.849	29.982	30.493	28.366
18	2'04.183 *	33.926*	30.803	30.909	28.545
19	2'14.709 *	40.178*	31.953*	32.480	30.098

19th 49 **Fabio DI GIANNANTONI** DUCATI ITA
 Gresini Racing MotoGP
 Runs=4 Total laps=17 Full laps=10 Valid laps=8

Run #	Front Tyre	Slick-Medium	Rear Tyre	Slick-Medium	Speed
5 Laps at start					
1	2'19.388	34.355	31.835	31.286	29.329
2	2'05.945	35.466	30.706	30.923	28.850
3	2'04.959	35.150	30.375	30.600	28.834
4	2'04.897	35.104	30.353	30.688	28.752
5	2'10.019 *	39.639*	30.651	30.787	28.942
6	2'12.294 P	35.079	30.479	31.807	34.929

Run #	Front Tyre	Slick-Medium	Rear Tyre	Slick-Soft	Speed
New Tyre		New Tyre			
7	10'23.014	40.200	31.285	31.430	28.926
8	2'04.833	35.337	30.178	30.602	28.716
9	2'07.446 *	35.060	31.890*	31.231	29.265
10	2'12.594 P	34.850	30.348	33.557	33.839

Run #	Front Tyre	Slick-Hard	Rear Tyre	Slick-Soft	Speed
New Tyre		New Tyre			

20th 6 **Stefan BRADL** HONDA GER
 Repsol Honda Team
 Runs=4 Total laps=18 Full laps=11 Valid laps=11

Run #	Front Tyre	Slick-Medium	Rear Tyre	Slick-Soft	Speed
New Tyre		New Tyre			
1	2'28.283	36.267	31.734	31.790	29.099
2	2'05.998	35.742	30.680	30.978	28.598
3	2'05.295	35.388	30.387	30.847	28.673
4	2'09.841	39.534	30.622	30.962	28.723
5	2'04.698	35.180	30.283	30.737	28.498
6	2'15.948 P	38.893*	31.815	31.661	33.579

Run #	Front Tyre	Slick-Medium	Rear Tyre	Slick-Soft	Speed
New Tyre		6 Laps at start			
7	9'19.715	34.108	31.185	31.063	28.917
8	2'06.197	35.488	30.511	31.405	28.793
9	2'05.332	35.272	30.390	30.946	28.724
10	2'05.179	35.240	30.277	30.853	28.809
11	2'16.572 P	40.027*	31.134	31.904*	33.507

Run #	Front Tyre	Slick-Hard	Rear Tyre	Slick-Soft	Speed
New Tyre		11 Laps at start			
12	7'34.595	35.653	31.745	31.112	28.832
13	2'04.946	35.277	30.503	30.596	28.570
14	2'04.129	35.012	30.088	30.525	28.504
15	2'13.834 P	37.136	32.188	31.170	33.340

Run #	Front Tyre	Slick-Hard	Rear Tyre	Slick-Soft	Speed
New Tyre		New Tyre			
16	9'45.301	32.143	30.771	30.955	28.704
17	3'57.466	34.946	29.929	2'19.302	33.289
18	2'12.277	36.422	33.196	32.653	30.006

21st 37 **Augusto FERNANDEZ** KTM SPA
 GASGAS Factory Racing Tech3
 Runs=4 Total laps=16 Full laps=10 Valid laps=7

Run #	Front Tyre	Slick-Medium	Rear Tyre	Slick-Soft	Speed
New Tyre		New Tyre			
1	2'42.851	36.321	32.429	33.224	30.175
2	2'05.828	35.645	30.586	30.891	28.706
3	2'05.070	35.209	30.598	30.697	28.566
4	2'11.122 *	38.554*	31.410	32.220	28.938
5	2'04.885	35.280	30.437	30.699	28.469
6	2'16.360 *	38.727*	31.854	31.951	33.828
7	2'05.298	35.516	30.469	30.688	28.625
8	2'11.300 P	36.198*	31.852	30.922	32.328

Run #	Front Tyre	Slick-Medium	Rear Tyre	Slick-Soft	Speed
New Tyre		8 Laps at start			
9	10'55.165	38.665	31.676	33.638	37.032

Fastest Lap: Jorge MARTIN Prima Pramac Racing SPA **2'02.178** 34.344 29.643 29.910 28.281

These data/results cannot be reproduced, stored and/or transmitted in whole or in part by any manner of electronic, mechanical, photocopying, recording, broadcasting or otherwise now known or herein after developed without the previous express consent by the copyright owner, except for reproduction in daily press and regular printed publications on sale to the public within 60 days of the event related to those data/results and always provided that copyright symbol appears together as follows below.
 © DORNA, 2023



Practice Nr. 2

MotoGP

Lap	Lap Time		T1	T2	T3	T4	Speed	Lap	Lap Time	T1	T2	T3	T4	Speed
10	2'11.098	*	35.353	30.351	32.000*	33.394	336.4							
11	2'04.571		35.089	30.369	30.543	28.570	337.5							
12	2'16.161	P	37.782*	31.808	33.677	32.894	334.3							
Run #	3		Front Tyre	Slick-Hard	Rear Tyre	Slick-Soft								
				New Tyre		New Tyre								
13	10'41.778		36.193	32.824	31.683	44.328	335.4							
Run #	4		Front Tyre	Slick-Soft	Rear Tyre	Slick-Soft								
				New Tyre		New Tyre								
14	2'12.406	*	36.211*	33.017	34.443	28.735	328.2							
15	2'04.561		35.088	30.291	30.705	28.477	335.4							
16	2'14.914	*	39.541*	34.067	31.454	29.852	330.2							

22nd 94 Jonas FOLGER KTM GER
GASGAS Factory Racing Tech3

Runs=4 Total laps=17 Full laps=10 Valid laps=7

Run #	1	Front Tyre	Slick-Medium	Rear Tyre	Slick-Soft		
			New Tyre		New Tyre		
1	3'13.944	36.407	32.495	32.677	30.224		
2	2'12.885	*	36.716	35.112	31.658	29.399	332.3
3	2'07.727		36.256	30.729	31.421	29.321	334.3
4	2'07.420		36.216	30.770	31.231	29.203	334.3
5	2'07.603	*	36.253*	30.813	31.217	29.320	333.3
6	2'14.229	P	37.385*	32.216	31.941	32.687	332.3
Run #	2	Front Tyre	Slick-Medium	Rear Tyre	Slick-Soft		
			6 Laps at start		6 Laps at start		
7	14'24.217	41.964	32.920	33.959	30.839	333.3	
8	2'22.900	*	37.158	31.834	41.619*	32.289	334.3
9	2'06.810		36.079	30.616	31.056	29.059	334.3
10	2'15.484		42.701	31.406	31.782	29.595	331.2
11	2'12.032	P	36.187	30.828	31.377	33.640	330.2
Run #	3	Front Tyre	Slick-Medium	Rear Tyre	Slick-Soft		
			New Tyre		New Tyre		
12	9'57.681	35.879	32.177	34.362	33.571	322.3	
13	2'13.549		36.375	31.610	33.369	32.195	331.2
14	2'12.060	P	35.835	30.819	33.562	31.844	329.2
Run #	4	Front Tyre	Slick-Medium	Rear Tyre	Slick-Soft		
			3 Laps at start		New Tyre		
15	4'40.174	35.061	31.277	31.163	29.066	331.2	
16	2'11.236		35.627	30.630	33.819	31.160	334.3
17	2'06.529		35.864	30.617	31.157	28.891	330.2

Fastest Lap: Jorge MARTIN Prima Pramac Racing SPA **2'02.178** 34.344 29.643 29.910 28.281

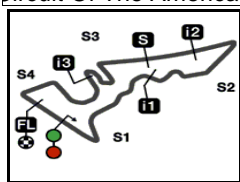
These data/results cannot be reproduced, stored and/or transmitted in whole or in part by any manner of electronic, mechanical, photocopying, recording, broadcasting or otherwise now known or herein after developed without the previous express consent by the copyright owner, except for reproduction in daily press and regular printed publications on sale to the public within 60 days of the event related to those data/results and always provided that copyright symbol appears together as follows below.
© DORNA, 2023

Official MotoGP Timing by TISSOT
www.motogp.com

Austin, Friday, April 14, 2023

Page 7 of 7





5513 m.

RED BULL GRAND PRIX OF THE AMERICAS

Practice Nr. 2

Best Partial Times

MotoGP™

IT Ideal Lap Time, sum of the best partial times

BT Best Lap Time

T1		T2		T3		T4				IT	BT	
Pos	Rider	Time	Rider	Time	Rider	Time	Rider	Time	Pos	Rider	IT	BT
1	M.VIÑALES	34.303	J.MARTIN	29.643	J.MARTIN	29.910	B.BINDER	28.100	1	J.MARTIN	2'02.178	2'02.178 (1)
2	J.MARTIN	34.344	L.MARINI	29.667	L.MARINI	29.968	F.BAGNAIA	28.106	2	F.BAGNAIA	2'02.214	2'02.241 (2)
3	A.RINS	34.382	A.MARQUEZ	29.671	F.BAGNAIA	30.007	F.QUARTARARO	28.116	3	L.MARINI	2'02.350	2'02.416 (4)
4	F.BAGNAIA	34.400	F.BAGNAIA	29.701	J.MIR	30.098	A.ESPARGARO	28.128	4	A.RINS	2'02.395	2'02.395 (3)
5	A.MARQUEZ	34.486	A.RINS	29.724	A.MARQUEZ	30.110	A.RINS	28.131	5	M.VIÑALES	2'02.557	2'02.717 (6)
6	J.MILLER	34.532	M.BEZZECCHI	29.755	A.RINS	30.158	L.MARINI	28.162	6	A.MARQUEZ	2'02.561	2'02.682 (5)
7	F.QUARTARARO	34.548	M.VIÑALES	29.779	F.QUARTARARO	30.164	T.NAKAGAMI	28.227	7	B.BINDER	2'02.691	2'02.735 (8)
8	L.MARINI	34.553	J.MILLER	29.796	M.BEZZECCHI	30.165	J.ZARCO	28.233	8	A.ESPARGAR	2'02.695	2'02.765 (9)
9	J.MIR	34.556	A.ESPARGARO	29.807	A.ESPARGARO	30.170	M.VIÑALES	28.267	9	F.QUARTARAR	2'02.721	2'02.721 (7)
10	B.BINDER	34.557	M.OLIVEIRA	29.808	B.BINDER	30.196	J.MARTIN	28.281	10	J.MIR	2'02.823	2'02.904 (12)
11	M.BEZZECCHI	34.575	B.BINDER	29.838	M.VIÑALES	30.208	J.MILLER	28.285	11	J.MILLER	2'02.841	2'02.841 (10)
12	M.OLIVEIRA	34.583	F.MORBIDELLI	29.844	J.MILLER	30.228	A.MARQUEZ	28.294	12	M.BEZZECCHI	2'02.878	2'02.878 (11)
13	A.ESPARGARO	34.590	J.MIR	29.847	J.ZARCO	30.234	M.OLIVEIRA	28.314	13	M.OLIVEIRA	2'02.939	2'03.340 (15)
14	J.ZARCO	34.697	F.QUARTARARO	29.893	M.OLIVEIRA	30.234	J.MIR	28.322	14	J.ZARCO	2'03.175	2'03.329 (14)
15	T.NAKAGAMI	34.730	T.NAKAGAMI	29.917	T.NAKAGAMI	30.328	M.PIRRO	28.348	15	T.NAKAGAMI	2'03.202	2'03.208 (13)
16	F.MORBIDELLI	34.749	S.BRADL	29.929	F.MORBIDELLI	30.339	R.FERNANDEZ	28.366	16	F.MORBIDELLI	2'03.403	2'03.443 (16)
17	DI GIANNANTO	34.843	R.FERNANDEZ	29.982	F.DI GIANNANTO	30.443	M.BEZZECCHI	28.383	17	R.FERNANDEZ	2'03.655	2'03.690 (18)
18	R.FERNANDEZ	34.849	J.ZARCO	30.011	M.PIRRO	30.449	A.FERNANDEZ	28.469	18	M.PIRRO	2'03.685	2'03.685 (17)
19	M.PIRRO	34.869	M.PIRRO	30.019	R.FERNANDEZ	30.458	F.MORBIDELLI	28.471	19	S.BRADL	2'03.898	2'04.129 (20)
20	S.BRADL	34.946	F.DI GIANNANTO	30.086	S.BRADL	30.525	S.BRADL	28.498	20	F.DI GIANNAN	2'03.968	2'04.079 (19)
21	A.FERNANDEZ	35.088	A.FERNANDEZ	30.291	A.FERNANDEZ	30.543	F.DI GIANNANTO	28.596	21	A.FERNANDEZ	2'04.391	2'04.561 (21)
22	J.FOLGER	35.627	J.FOLGER	30.616	J.FOLGER	31.056	J.FOLGER	28.891	22	J.FOLGER	2'06.190	2'06.529 (22)

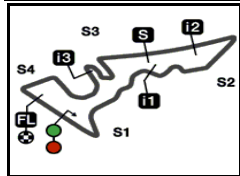
These data/results cannot be reproduced, stored and/or transmitted in whole or in part by any manner of electronic, mechanical, photocopying, recording, broadcasting or otherwise now known or herein after developed without the previous express consent by the copyright owner, except for reproduction in daily press and regular printed publications on sale to the public within 60 days of the event related to those data/results and always provided that copyright symbol appears together as follows below.

© DORNA, 2023

Official MotoGP Timing by TISSOT

www.motogp.com





5513 m.

RED BULL GRAND PRIX OF THE AMERICAS

Practice Nr. 2

Fastest Laps Sequence

Practice Time	 Rider	Nation	Motorcycle	Time	Km/h	Rider's Lap
4'23.186	12 Maverick VIÑALES	SPA	APRILIA	2'05.798	157.7	2
4'23.499	10 Luca MARINI	ITA	DUCATI	2'05.775	157.7	2
4'30.466	72 Marco BEZZECCHI	ITA	DUCATI	2'05.153	158.5	2
4'30.981	73 Alex MARQUEZ	SPA	DUCATI	2'04.659	159.2	2
4'52.895	88 Miguel OLIVEIRA	POR	APRILIA	2'04.642	159.2	2
4'58.593	42 Alex RINS	SPA	HONDA	2'04.204	159.7	2
6'34.478	72 Marco BEZZECCHI	ITA	DUCATI	2'04.012	160.0	3
6'34.616	73 Alex MARQUEZ	SPA	DUCATI	2'03.635	160.5	3
9'00.138	88 Miguel OLIVEIRA	POR	APRILIA	2'03.407	160.8	4
15'38.399	1 Francesco BAGNAIA	ITA	DUCATI	2'03.339	160.9	7
27'41.870	89 Jorge MARTIN	SPA	DUCATI	2'03.241	161.0	10
44'53.308	36 Joan MIR	SPA	HONDA	2'03.113	161.2	13
47'16.838	42 Alex RINS	SPA	HONDA	2'03.048	161.2	15
47'22.477	41 Aleix ESPARGARO	SPA	APRILIA	2'03.043	161.2	15
49'15.089	12 Maverick VIÑALES	SPA	APRILIA	2'02.860	161.5	18
49'19.570	42 Alex RINS	SPA	HONDA	2'02.732	161.7	16
49'22.924	10 Luca MARINI	ITA	DUCATI	2'02.664	161.7	16
51'25.586	10 Luca MARINI	ITA	DUCATI	2'02.662	161.8	17
51'34.620	1 Francesco BAGNAIA	ITA	DUCATI	2'02.544	161.9	17
58'23.784	89 Jorge MARTIN	SPA	DUCATI	2'02.178	162.4	19

These data/results cannot be reproduced, stored and/or transmitted in whole or in part by any manner of electronic, mechanical, photocopying, recording, broadcasting or otherwise now known or herein after developed without the previous express consent by the copyright owner, except for reproduction in daily press and regular printed publications on sale to the public within 60 days of the event related to those data/results and always provided that copyright symbol appears together as follows below.

© DORNA, 2023

Official MotoGP Timing by TISSOT
www.motogp.com

Austin, Friday, April 14, 2023

