

5513 m.

RED BULL GRAND PRIX OF THE AMERICAS

Qualifying Results



	Rider	Nation	Team	Motorcycle	Time	Lap	Total	Gap	Top Speed	
1	1 Francesco BAGNAIA	ITA	Ducati Lenovo Team	DUCATI	Q2 2'01.892	7	7		338.5	
2	42 Alex RINS	SPA	LCR Honda CASTROL	HONDA	Q2 2'02.052	6	7	0.160	0.160	337.5
3	10 Luca MARINI	ITA	Mooney VR46 Racing Team	DUCATI	Q2 2'02.181	7	7	0.289	0.129	339.6
4	73 Alex MARQUEZ	SPA	Gresini Racing MotoGP	DUCATI	Q2 2'02.242	3	6	0.350	0.061	339.6
5	72 Marco BEZZECCHI	ITA	Mooney VR46 Racing Team	DUCATI	Q2 2'02.268	5	6	0.376	0.026	343.9
6	41 Aleix ESPARGARO	SPA	Aprilia Racing	APRILIA	Q2 2'02.539	7	7	0.647	0.271	342.8
7	20 Fabio QUARTARARO	FRA	Monster Energy Yamaha MotoGP	YAMAHA	Q2 2'02.749	7	7	0.857	0.210	335.4
8	12 Maverick VIÑALES	SPA	Aprilia Racing	APRILIA	Q2 2'02.882	2	6	0.990	0.133	339.6
9	5 Johann ZARCO	FRA	Prima Pramac Racing	DUCATI	Q2 2'03.062	6	6	1.170	0.180	339.6
10	43 Jack MILLER	AUS	Red Bull KTM Factory Racing	KTM	Q2 2'03.084	3	7	1.192	0.022	339.6
11	33 Brad BINDER	RSA	Red Bull KTM Factory Racing	KTM	Q2 2'03.107	7	7	1.215	0.023	342.8
12	89 Jorge MARTIN	SPA	Prima Pramac Racing	DUCATI	Q2 2'03.292	2	3	1.400	0.185	337.5
13	36 Joan MIR	SPA	Repsol Honda Team	HONDA	Q1 2'02.743	5	7 (*)	0.356		337.5
14	21 Franco MORBIDELLI	ITA	Monster Energy Yamaha MotoGP	YAMAHA	Q1 2'02.950	6	6 (*)	0.563	0.207	338.5
15	88 Miguel OLIVEIRA	POR	CryptoDATA RNF MotoGP Team	APRILIA	Q1 2'03.065	5	6 (*)	0.678	0.115	340.6
16	49 Fabio DI GIANNANTONIO	ITA	Gresini Racing MotoGP	DUCATI	Q1 2'03.350	7	7 (*)	0.963	0.285	335.4
17	30 Takaaki NAKAGAMI	JPN	LCR Honda IDEMITSU	HONDA	Q1 2'03.403	2	6 (*)	1.016	0.053	332.3
18	51 Michele PIRRO	ITA	Ducati Lenovo Team	DUCATI	Q1 2'03.452	3	6 (*)	1.065	0.049	339.6
19	25 Raul FERNANDEZ	SPA	CryptoDATA RNF MotoGP Team	APRILIA	Q1 2'03.527	2	5 (*)	1.140	0.075	339.6
20	37 Augusto FERNANDEZ	SPA	GASGAS Factory Racing Tech3	KTM	Q1 2'03.798	5	6 (*)	1.411	0.271	337.5
21	6 Stefan BRADL	GER	Repsol Honda Team	HONDA	Q1 2'03.907	2	6 (*)	1.520	0.109	338.5
22	94 Jonas FOLGER	GER	GASGAS Factory Racing Tech3	KTM	Q1 2'07.597	4	5 (*)	5.210	3.690	334.3

* Gap with the fastest rider in the Q1 session.

Pole Position:		Francesco BAGNAIA	2'01.892	162.8 Km/h
Q1 Best Lap:	Lap 6	Johann ZARCO	(*) 2'02.387	162.1 Km/h
Best Race Lap:	2022	Enea BASTIANINI	2'03.521	160.6 Km/h
All Time Lap Record:	2023	Francesco BAGNAIA	2'01.892	162.8 Km/h

The results are provisional until the end of the limit for protest and appeals.

Time limit for protest expires 60' after publication of the results - Time:

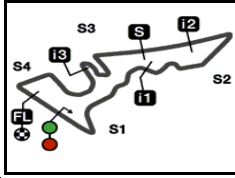
These data/results cannot be reproduced, stored and/or transmitted in whole or in part by any manner of electronic, mechanical, photocopying, recording, broadcasting or otherwise now known or herein after developed without the previous express consent by the copyright owner, except for reproduction in daily press and regular printed publications on sale to the public within 60 days of the event related to those data/results and always provided that copyright symbol appears together as follows below.

© DORNA, 2023

Official MotoGP Timing by TISSOT
www.motogp.com

Austin, Saturday, April 15, 2023






5513 m.

RED BULL GRAND PRIX OF THE AMERICAS

Qualifying Nr. 2

Classification

20

	Rider	Nation	Team	Motorcycle	Time	Lap	Total	Gap	Top Speed
1	1 Francesco BAGNAIA	ITA	Ducati Lenovo Team	DUCATI	2'01.892	7	7		338.5
2	42 Alex RINS	SPA	LCR Honda CASTROL	HONDA	2'02.052	6	7	0.160 0.160	337.5
3	10 Luca MARINI	ITA	Mooney VR46 Racing Team	DUCATI	2'02.181	7	7	0.289 0.129	339.6
4	73 Alex MARQUEZ	SPA	Gresini Racing MotoGP	DUCATI	2'02.242	3	6	0.350 0.061	339.6
5	72 Marco BEZZECCHI	ITA	Mooney VR46 Racing Team	DUCATI	2'02.268	5	6	0.376 0.026	343.9
6	41 Aleix ESPARGARO	SPA	Aprilia Racing	APRILIA	2'02.539	7	7	0.647 0.271	342.8
7	20 Fabio QUARTARARO	FRA	Monster Energy Yamaha MotoGP	YAMAHA	2'02.749	7	7	0.857 0.210	335.4
8	12 Maverick VIÑALES	SPA	Aprilia Racing	APRILIA	2'02.882	2	6	0.990 0.133	339.6
9	5 Johann ZARCO	FRA	Prima Pramac Racing	DUCATI	2'03.062	6	6	1.170 0.180	339.6
10	43 Jack MILLER	AUS	Red Bull KTM Factory Racing	KTM	2'03.084	3	7	1.192 0.022	339.6
11	33 Brad BINDER	RSA	Red Bull KTM Factory Racing	KTM	2'03.107	7	7	1.215 0.023	342.8
12	89 Jorge MARTIN	SPA	Prima Pramac Racing	DUCATI	2'03.292	2	3	1.400 0.185	337.5

Practice condition: Dry

Air: 24°

Humidity: 70%

Ground: 30°

Fastest Lap:	Lap: 7	Francesco BAGNAIA	2'01.892	162.8 Km/h
Best Race Lap:	2022	Enea BASTIANINI	2'03.521	160.6 Km/h
All Time Lap Record:	2023	Francesco BAGNAIA	2'01.892	162.8 Km/h

The results are provisional until the end of the limit for protest and appeals.

Time limit for protest expires 30' after publication of the results - Time:

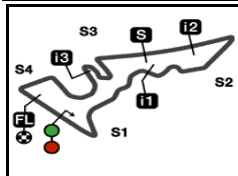
These data/results cannot be reproduced, stored and/or transmitted in whole or in part by any manner of electronic, mechanical, photocopying, recording, broadcasting or otherwise now known or herein after developed without the previous express consent by the copyright owner, except for reproduction in daily press and regular printed publications on sale to the public within 60 days of the event related to those data/results and always provided that copyright symbol appears together as follows below.

© DORNA, 2023

Official MotoGP Timing by TISSOT
www.motogp.com

Austin, Saturday, April 15, 2023





5513 m.

RED BULL GRAND PRIX OF THE AMERICAS**Qualifying Nr. 2****Top Speed & Average****21**

<i>Rider</i>	<i>Nation</i>	<i>Motorcycle</i>	<i>Top 5 speeds</i>					<i>Average</i>	<i>Top</i>
72 Marco BEZZECCHI	ITA	DUCATI	343.9	339.6	338.5	336.4	335.4	338.8	343.9
33 Brad BINDER	RSA	KTM	342.8	341.7	341.7	339.6	339.6	341.1	342.8
41 Aleix ESPARGARO	SPA	APRILIA	342.8	339.6	337.5	336.4	336.4	338.5	342.8
5 Johann ZARCO	FRA	DUCATI	339.6	338.5	337.5	336.4	336.4	337.7	339.6
10 Luca MARINI	ITA	DUCATI	339.6	338.5	338.5	337.5	336.4	338.1	339.6
12 Maverick VIÑALES	SPA	APRILIA	339.6	338.5	337.5	336.4	336.4	337.7	339.6
43 Jack MILLER	AUS	KTM	339.6	338.5	336.4	335.4	335.4	337.1	339.6
73 Alex MARQUEZ	SPA	DUCATI	339.6	339.6	338.5	337.5	336.4	338.3	339.6
1 Francesco BAGNAIA	ITA	DUCATI	338.5	338.5	337.5	337.5	336.4	337.7	338.5
42 Alex RINS	SPA	HONDA	337.5	335.4	334.3	333.3	332.3	334.6	337.5
89 Jorge MARTIN	SPA	DUCATI	337.5	336.4	333.3			335.7	337.5
20 Fabio QUARTARARO	FRA	YAMAHA	335.4	332.3	332.3	331.2	331.2	332.3	335.4

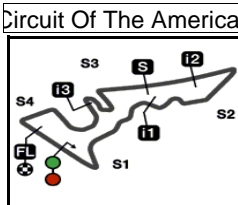
These data/results cannot be reproduced, stored and/or transmitted in whole or in part by any manner of electronic, mechanical, photocopying, recording, broadcasting or otherwise now known or herein after developed without the previous express consent by the copyright owner, except for reproduction in daily press and regular printed publications on sale to the public within 60 days of the event related to those data/results and always provided that copyright symbol appears together as follows below.

© DORNA, 2023

Official MotoGP Timing by **TISSOT**
www.motogp.com



Austin, Saturday, April 15, 2023



5513 m.

RED BULL GRAND PRIX OF THE AMERICAS

Qualifying Nr. 2

Chronological Analysis of Performances

22

* Lap / Sector time cancelled

T1 Time from finish line to 1st intermediate

T3 Time from 2nd intermed. to 3rd intermed.

P Crossing the finish line in pit lane

T2 Time from 1st intermed. to 2nd intermed.

T4 Time from 3rd intermediate to finish line

**Tyre data subject to further updates

Lap	Lap Time	T1	T2	T3	T4	Speed	Lap	Lap Time	T1	T2	T3	T4	Speed		
1st	1	Francesco BAGNAIA				DUCATI	ITA	4th	73	Alex MARQUEZ				DUCATI	SPA
		Ducati Lenovo Team								Gresini Racing MotoGP					
		Runs=2	Total laps=7	Full laps=4	Valid laps=4				Runs=2	Total laps=6	Full laps=2	Valid laps=2			
Run #	1	Front Tyre	Slick-Hard	Rear Tyre	Slick-Soft		Run #	1	Front Tyre	Slick-Hard	Rear Tyre	Slick-Soft			
			New Tyre		New Tyre					New Tyre		New Tyre			
1	2'13.514	33.107	30.774	31.117	29.345	337.5	1	2'15.749	32.649	30.543	30.702	28.881	339.6		
2	2'02.576	34.568	29.716	30.098	28.194	338.5	2	2'03.065	34.950	29.939	30.054	28.122	339.6		
3	2'02.242	34.242	29.744	30.001	28.255	337.5	3	2'02.242	34.355	29.661	30.123	28.103	338.5		
4	2'09.114	P 34.804*	31.330	30.961	32.019	335.4	4	2'10.364	P 35.802*	31.224	31.152	32.186	337.5		
Run #	2	Front Tyre	Slick-Hard	Rear Tyre	Slick-Soft		Run #	2	Front Tyre	Slick-Hard	Rear Tyre	Slick-Soft			
			4 Laps at start		New Tyre					4 Laps at start		New Tyre			
5	3'42.855	34.052	31.038	34.805	33.026	336.4	5	3'39.681	39.357	30.853	34.369	34.083	333.3		
6	2'07.806	34.344	33.694	31.526	28.242	321.4	6	3'11.389	P 34.537	29.681	1'24.939	42.232	336.4		
7	2'01.892	34.270	29.563	29.859	28.200	338.5									
2nd	42	Alex RINS				HONDA	SPA	5th	72	Marco BEZZECCHI				DUCATI	ITA
		LCR Honda CASTROL								Mooney VR46 Racing Team					
		Runs=2	Total laps=7	Full laps=4	Valid laps=3				Runs=2	Total laps=6	Full laps=3	Valid laps=2			
Run #	1	Front Tyre	Slick-Hard	Rear Tyre	Slick-Soft		Run #	1	Front Tyre	Slick-Hard	Rear Tyre	Slick-Soft			
			New Tyre		New Tyre					New Tyre		3 Laps at start			
1	2'14.213	33.754	30.701	31.235	29.150	337.5	1	2'13.778	32.109	30.590	31.150	29.374	338.5		
2	2'07.268	34.608	29.965	34.204	28.491	335.4	2	2'02.957	34.690	29.831	30.090	28.346	343.9		
3	2'02.886	34.396	29.903	30.382	28.205	334.3	3	2'20.137	P 44.703*	30.472	31.355	33.607	339.6		
4	2'16.314	P 37.889*	31.261	32.151	35.013	330.2									
Run #	2	Front Tyre	Slick-Hard	Rear Tyre	Slick-Soft		Run #	2	Front Tyre	Slick-Hard	Rear Tyre	Slick-Soft			
			4 Laps at start		New Tyre					3 Laps at start		New Tyre			
5	3'09.415	32.668	30.364	30.685	28.381	332.3	4	5'00.485	32.799	30.618	30.322	28.948	335.4		
6	2'02.052	34.228	29.696	30.129	27.999	333.3	5	2'02.268	34.386	29.755	29.849	28.278	336.4		
7	2'18.439	* 45.307*	32.042	31.328	29.762	329.2	6	2'16.952	* 45.111*	31.381	31.382	29.078	333.3		
3rd	10	Luca MARINI				DUCATI	ITA	6th	41	Aleix ESPARGARO				APRILIA	SPA
		Mooney VR46 Racing Team								Aprilia Racing					
		Runs=2	Total laps=7	Full laps=4	Valid laps=4				Runs=2	Total laps=7	Full laps=4	Valid laps=3			
Run #	1	Front Tyre	Slick-Medium	Rear Tyre	Slick-Soft		Run #	1	Front Tyre	Slick-Hard	Rear Tyre	Slick-Soft			
			New Tyre		New Tyre					New Tyre		New Tyre			
1	2'11.628	33.661	31.011	30.855	28.963	338.5	1	2'08.513	33.877	30.816	31.246	28.638	337.5		
2	2'03.210	34.776	30.051	30.021	28.362	338.5	2	2'03.024	34.748	29.816	30.153	28.307	339.6		
3	2'02.738	34.558	29.850	29.988	28.342	337.5	3	2'02.850	34.549	29.830	30.246	28.225	336.4		
4	2'13.534	P 36.578*	31.746	32.474	32.736	330.2	4	2'20.011	P 41.842*	33.523	32.449	32.197	314.8		
Run #	2	Front Tyre	Slick-Medium	Rear Tyre	Slick-Soft		Run #	2	Front Tyre	Slick-Hard	Rear Tyre	Slick-Soft			
			4 Laps at start		New Tyre					4 Laps at start		New Tyre			
5	3'41.194	36.271	31.027	35.407	33.226	336.4	5	4'09.285	33.693	31.030	30.751	28.619	335.4		
6	2'06.901	34.968	31.622	31.863	28.448	330.2	6	2'11.284	* 37.188*	30.957	32.785*	30.354*	336.4		
7	2'02.181	34.189	29.960	29.898	28.134	339.6	7	2'02.539	34.443	29.856	30.039	28.201	342.8		

Fastest Lap: Francesco BAGNAIA Ducati Lenovo Team ITA **2'01.892** 34.270 29.563 29.859 28.200

These data/results cannot be reproduced, stored and/or transmitted in whole or in part by any manner of electronic, mechanical, photocopying, recording, broadcasting or otherwise now known or herein after developed without the previous express consent by the copyright owner, except for reproduction in daily press and regular printed publications on sale to the public within 60 days of the event related to those data/results and always provided that copyright symbol appears together as follows below.
© DORNA, 2023



Qualifying Nr. 2

MotoGP

Lap	Lap Time	T1	T2	T3	T4	Speed	Lap	Lap Time	T1	T2	T3	T4	Speed	
7th	20	Fabio QUARTARARO YAMAHA FRA Monster Energy Yamaha MotoGP						7	3'15.447 P	34.557	29.807	1'28.289	42.794	335.4
		Runs=2	Total laps=7	Full laps=4	Valid laps=2									
<i>Run #</i>	<i>1</i>	<i>Front Tyre</i>	<i>Slick-Medium</i>	<i>Rear Tyre</i>	<i>Slick-Soft</i>									
			New Tyre		New Tyre									
1	3'04.101	32.929	31.140	31.073	28.875	331.2								
2	2'03.348	34.782	30.133	30.156	28.277	332.3								
3	2'06.804 *	34.561	33.078*	30.783	28.382	326.2								
4	2'07.955 P	34.696	29.986	30.144	33.129	331.2								
<i>Run #</i>	<i>2</i>	<i>Front Tyre</i>	<i>Slick-Hard</i>	<i>Rear Tyre</i>	<i>Slick-Soft</i>									
			New Tyre		New Tyre									
5	3'24.782	30.401	30.577	30.227	28.280	331.2								
6	2'06.716 *	34.903*	30.420	32.780*	28.613*	335.4								
7	2'02.749	34.501	29.937	30.037	28.274	332.3								
8th	12	Maverick VIÑALES APRILIA SPA Aprilia Racing												
		Runs=2	Total laps=6	Full laps=3	Valid laps=2									
<i>Run #</i>	<i>1</i>	<i>Front Tyre</i>	<i>Slick-Hard</i>	<i>Rear Tyre</i>	<i>Slick-Soft</i>									
			New Tyre		New Tyre									
1	2'10.360	33.267	30.631	31.262	28.561	336.4								
2	2'02.882	34.598	29.772	30.303	28.209	339.6								
3	2'13.097 P	34.526	31.136	34.888	32.547	247.7								
<i>Run #</i>	<i>2</i>	<i>Front Tyre</i>	<i>Slick-Hard</i>	<i>Rear Tyre</i>	<i>Slick-Soft</i>									
			3 Laps at start		New Tyre									
4	5'58.084	33.137	30.360	30.725	28.255	336.4								
5	2'04.198 *	34.209	29.670	30.966*	29.353*	338.5								
6	2'02.896	34.398	29.979	30.264	28.255	337.5								
9th	5	Johann ZARCO DUCATI FRA Prima Pramac Racing												
		Runs=2	Total laps=6	Full laps=3	Valid laps=2									
<i>Run #</i>	<i>1</i>	<i>Front Tyre</i>	<i>Slick-Hard</i>	<i>Rear Tyre</i>	<i>Slick-Soft</i>									
			New Tyre		2 Laps at start									
1	2'30.796	31.539	30.830	30.907	29.189	336.4								
2	2'03.934 *	33.734*	30.712	30.768	28.720	337.5								
3	2'16.479 P	35.166	33.561*	32.771	34.981	334.3								
<i>Run #</i>	<i>2</i>	<i>Front Tyre</i>	<i>Slick-Hard</i>	<i>Rear Tyre</i>	<i>Slick-Soft</i>									
			3 Laps at start		New Tyre									
4	5'27.403	30.771	30.495	30.316	28.400	336.4								
5	2'04.706	34.619	29.920	30.480	29.687	338.5								
6	2'03.062	34.779	29.977	30.034	28.272	339.6								
10th	43	Jack MILLER KTM AUS Red Bull KTM Factory Racing												
		Runs=2	Total laps=7	Full laps=3	Valid laps=2									
<i>Run #</i>	<i>1</i>	<i>Front Tyre</i>	<i>Slick-Hard</i>	<i>Rear Tyre</i>	<i>Slick-Soft</i>									
			New Tyre		New Tyre									
1	2'14.902	33.026	30.436	30.779	29.264	338.5								
2	2'05.203	34.862	31.323	30.598	28.420	339.6								
3	2'03.084	34.658	29.905	30.209	28.312	334.3								
4	2'12.273 P	36.556*	31.492	32.024	32.201	336.4								
<i>Run #</i>	<i>2</i>	<i>Front Tyre</i>	<i>Slick-Hard</i>	<i>Rear Tyre</i>	<i>Slick-Soft</i>									
			4 Laps at start		New Tyre									
5	3'49.887	38.980	31.114	35.147	28.269	334.3								
6	2'32.240 *	1'03.077	30.236	30.524*	28.403*	335.4								

Fastest Lap: Francesco BAGNAIA Ducati Lenovo Team ITA **2'01.892** 34.270 29.563 29.859 28.200

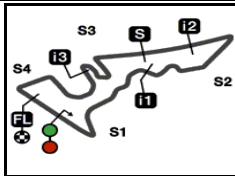
These data/results cannot be reproduced, stored and/or transmitted in whole or in part by any manner of electronic, mechanical, photocopying, recording, broadcasting or otherwise now known or herein after developed without the previous express consent by the copyright owner, except for reproduction in daily press and regular printed publications on sale to the public within 60 days of the event related to those data/results and always provided that copyright symbol appears together as follows below.
© DORNA, 2023

Official MotoGP Timing by **TISSOT**
www.motogp.com

Austin, Saturday, April 15, 2023

Page 2 of 2





RED BULL GRAND PRIX OF THE AMERICAS
Provisional Starting Grid

5513 m.

Race : 20 laps = 110.26 km

23



1	3 2'02.181 10 Luca MARINI Ducati	2 2'02.052 42 Alex RINS Honda	1 2'01.892 1 Francesco BAGNAIA Ducati
2	6 2'02.539 41 Aleix ESPARGARO Aprilia	5 2'02.268 72 Marco BEZZECCHI Ducati	4 2'02.242 73 Alex MARQUEZ Ducati
3	9 2'03.062 5 Johann ZARCO Ducati	8 2'02.882 12 Maverick VIÑALES Aprilia	7 2'02.749 20 Fabio QUARTARARO Yamaha
4	12 2'03.292 89 Jorge MARTIN Ducati	11 2'03.107 33 Brad BINDER KTM	10 2'03.084 43 Jack MILLER KTM
5	15 2'03.065 88 Miguel OLIVEIRA Aprilia	14 2'02.950 21 Franco MORBIDELLI Yamaha	13 2'02.743 36 Joan MIR Honda
6	18 2'03.452 51 Michele PIRRO Ducati	17 2'03.403 30 Takaaki NAKAGAMI Honda	16 2'03.350 49 Fabio DI GIANNANTONIO Ducati
7	21 2'03.907 6 Stefan BRADL Honda	20 2'03.798 37 Augusto FERNANDEZ KTM	19 2'03.527 25 Raul FERNANDEZ Aprilia
8			22 2'07.597 94 Jonas FOLGER KTM

The results are provisional until the end of the limit for protest and appeals and until the ratification of the Event Management Committee.

Time limit for protest expires 60' at the latest after publication of the results - Time:

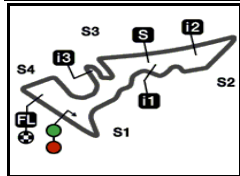
These data/results cannot be reproduced, stored and/or transmitted in whole or in part by any manner of electronic, mechanical, photocopying, recording, broadcasting or otherwise now known or herein after developed without the previous express consent of the copyright owner, except for reproduction in daily press and regular printed publications on sale to the public within 60 days of the event related to those data/results and always provided that copyright symbol appears together as follows below.

© DORNA, 2023

Official MotoGP Timing by **TISSOT**
www.motogp.com

Austin, Saturday, April 15, 2023





5513 m.

RED BULL GRAND PRIX OF THE AMERICAS

After the Qualifying Nr. 2

Event Best Maximum Speed



Rider	Nation	Team	Motorcycle	Km/h	
10 Luca MARINI	ITA	Mooney VR46 Racing Team	DUCATI	346.1	Free Practice
33 Brad BINDER	RSA	Red Bull KTM Factory Racing	KTM	346.1	Free Practice
5 Johann ZARCO	FRA	Prima Pramac Racing	DUCATI	345.0	Free Practice
89 Jorge MARTIN	SPA	Prima Pramac Racing	DUCATI	343.9	Practice Nr. 1
73 Alex MARQUEZ	SPA	Gresini Racing MotoGP	DUCATI	343.9	Free Practice
72 Marco BEZZECCHI	ITA	Mooney VR46 Racing Team	DUCATI	343.9	Qualifying Nr. 2
41 Aleix ESPARGARO	SPA	Aprilia Racing	APRILIA	342.8	Qualifying Nr. 2
88 Miguel OLIVEIRA	POR	CryptoDATA RNF MotoGP Team	APRILIA	342.8	Free Practice
1 Francesco BAGNAIA	ITA	Ducati Lenovo Team	DUCATI	342.8	Practice Nr. 1
12 Maverick VIÑALES	SPA	Aprilia Racing	APRILIA	341.7	Practice Nr. 2
42 Alex RINS	SPA	LCR Honda CASTROL	HONDA	341.7	Practice Nr. 2
43 Jack MILLER	AUS	Red Bull KTM Factory Racing	KTM	341.7	Free Practice
51 Michele PIRRO	ITA	Ducati Lenovo Team	DUCATI	340.6	Practice Nr. 2
49 Fabio DI GIANNANTONIO	ITA	Gresini Racing MotoGP	DUCATI	339.6	Practice Nr. 2
25 Raul FERNANDEZ	SPA	CryptoDATA RNF MotoGP Team	APRILIA	339.6	Qualifying Nr. 1
94 Jonas FOLGER	GER	GASGAS Factory Racing Tech3	KTM	338.5	Free Practice
36 Joan MIR	SPA	Repsol Honda Team	HONDA	338.5	Practice Nr. 2
21 Franco MORBIDELLI	ITA	Monster Energy Yamaha MotoGP	YAMAHA	338.5	Qualifying Nr. 1
6 Stefan BRADL	GER	Repsol Honda Team	HONDA	338.5	Qualifying Nr. 1
20 Fabio QUARTARARO	FRA	Monster Energy Yamaha MotoGP	YAMAHA	337.5	Practice Nr. 2
37 Augusto FERNANDEZ	SPA	GASGAS Factory Racing Tech3	KTM	337.5	Qualifying Nr. 1
30 Takaaki NAKAGAMI	JPN	LCR Honda IDEMITSU	HONDA	335.4	Practice Nr. 2

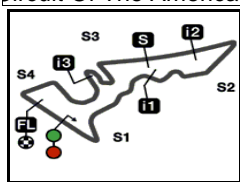
These data/results cannot be reproduced, stored and/or transmitted in whole or in part by any manner of electronic, mechanical, photocopying, recording, broadcasting or otherwise now known or herein after developed without the previous express consent by the copyright owner, except for reproduction in daily press and regular printed publications on sale to the public within 60 days of the event related to those data/results and always provided that copyright symbol appears together as follows below.

© DORNA, 2023

Official MotoGP Timing by TISSOT
www.motogp.com

Austin, Saturday, April 15, 2023





5513 m.

RED BULL GRAND PRIX OF THE AMERICAS

Qualifying Nr. 2

Best Partial Times

MotoGP™

IT Ideal Lap Time, sum of the best partial times

BT Best Lap Time

T1		T2		T3		T4				IT	BT	
Pos	Rider	Time	Rider	Time	Rider	Time	Rider	Time	Pos	Rider		
1	L.MARINI	34.189	F.BAGNAIA	29.563	M.BEZZECCHI	29.849	A.RINS	27.999	1	F.BAGNAIA	2'01.858	2'01.892 (1)
2	J.MARTIN	34.190	A.MARQUEZ	29.661	F.BAGNAIA	29.859	A.MARQUEZ	28.103	2	A.RINS	2'02.052	2'02.052 (2)
3	M.VIÑALES	34.209	M.VIÑALES	29.670	L.MARINI	29.898	L.MARINI	28.134	3	L.MARINI	2'02.071	2'02.181 (3)
4	A.RINS	34.228	A.RINS	29.696	J.ZARCO	30.034	F.BAGNAIA	28.194	4	A.MARQUEZ	2'02.173	2'02.242 (4)
5	F.BAGNAIA	34.242	M.BEZZECCHI	29.755	F.QUARTARARO	30.037	J.MARTIN	28.194	5	M.BEZZECCHI	2'02.268	2'02.268 (5)
6	A.MARQUEZ	34.355	J.MILLER	29.807	A.ESPARGARO	30.039	A.ESPARGARO	28.201	6	M.VIÑALES	2'02.352	2'02.882 (8)
7	M.BEZZECCHI	34.386	A.ESPARGARO	29.816	A.MARQUEZ	30.054	M.VIÑALES	28.209	7	J.MARTIN	2'02.430	2'03.292 (12)
8	A.ESPARGARO	34.443	J.MARTIN	29.828	A.RINS	30.129	J.MILLER	28.269	8	A.ESPARGAR	2'02.499	2'02.539 (6)
9	F.QUARTARARO	34.501	L.MARINI	29.850	J.MILLER	30.209	J.ZARCO	28.272	9	F.QUARTARAR	2'02.749	2'02.749 (7)
10	B.BINDER	34.549	B.BINDER	29.861	J.MARTIN	30.218	F.QUARTARARO	28.274	10	J.MILLER	2'02.842	2'03.084 (10)
11	J.MILLER	34.557	J.ZARCO	29.920	M.VIÑALES	30.264	M.BEZZECCHI	28.278	11	J.ZARCO	2'02.845	2'03.062 (9)
12	J.ZARCO	34.619	F.QUARTARARO	29.937	B.BINDER	30.308	B.BINDER	28.298	12	B.BINDER	2'03.016	2'03.107 (11)

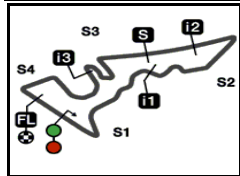
These data/results cannot be reproduced, stored and/or transmitted in whole or in part by any manner of electronic, mechanical, photocopying, recording, broadcasting or otherwise now known or herein after developed without the previous express consent by the copyright owner, except for reproduction in daily press and regular printed publications on sale to the public within 60 days of the event related to those data/results and always provided that copyright symbol appears together as follows below.

© DORNA, 2023

Official MotoGP Timing by TISSOT

www.motogp.com





5513 m.

RED BULL GRAND PRIX OF THE AMERICAS**Qualifying Nr. 2****Fastest Laps Sequence**

<i>Practice Time</i>	 <i>Rider</i>	<i>Nation</i>	<i>Motorcycle</i>	<i>Time</i>	<i>Km/h</i>	<i>Rider's Lap</i>
4'11.537	41 Aleix ESPARGARO	SPA	APRILIA	2'03.024	161.3	2
4'13.242	12 Maverick VIÑALES	SPA	APRILIA	2'02.882	161.5	2
4'16.090	1 Francesco BAGNAIA	ITA	DUCATI	2'02.576	161.9	2
6'18.332	1 Francesco BAGNAIA	ITA	DUCATI	2'02.242	162.3	3
13'52.148	42 Alex RINS	SPA	HONDA	2'02.052	162.6	6
16'19.999	1 Francesco BAGNAIA	ITA	DUCATI	2'01.892	162.8	7

These data/results cannot be reproduced, stored and/or transmitted in whole or in part by any manner of electronic, mechanical, photocopying, recording, broadcasting or otherwise now known or herein after developed without the previous express consent by the copyright owner, except for reproduction in daily press and regular printed publications on sale to the public within 60 days of the event related to those data/results and always provided that copyright symbol appears together as follows below.

© DORNA, 2023

Official MotoGP Timing by **TISSOT**
www.motogp.com

Austin, Saturday, April 15, 2023