

**RED BULL GRAND PRIX OF THE AMERICAS**  
**Warm Up**  
**Classification**

**25**



|    | Rider                           | Nation | Team                         | Motorcycle | Time            | Lap Total | Gap         | Top Speed    |
|----|---------------------------------|--------|------------------------------|------------|-----------------|-----------|-------------|--------------|
| 1  | <b>1 Francesco BAGNAIA</b>      | ITA    | Ducati Lenovo Team           | DUCATI     | <b>2'03.988</b> | 4 5       |             | <b>349.5</b> |
| 2  | <b>20 Fabio QUARTARARO</b>      | FRA    | Monster Energy Yamaha MotoGP | YAMAHA     | <b>2'04.299</b> | 4 5       | 0.311 0.311 | <b>345.0</b> |
| 3  | <b>88 Miguel OLIVEIRA</b>       | POR    | CryptoDATA RNF MotoGP Team   | APRILIA    | <b>2'04.381</b> | 4 5       | 0.393 0.082 | <b>345.0</b> |
| 4  | <b>12 Maverick VIÑALES</b>      | SPA    | Aprilia Racing               | APRILIA    | <b>2'04.412</b> | 5 5       | 0.424 0.031 | <b>347.2</b> |
| 5  | <b>33 Brad BINDER</b>           | RSA    | Red Bull KTM Factory Racing  | KTM        | <b>2'04.559</b> | 4 5       | 0.571 0.147 | <b>350.6</b> |
| 6  | <b>43 Jack MILLER</b>           | AUS    | Red Bull KTM Factory Racing  | KTM        | <b>2'04.563</b> | 4 5       | 0.575 0.004 | <b>349.5</b> |
| 7  | <b>42 Alex RINS</b>             | SPA    | LCR Honda CASTROL            | HONDA      | <b>2'04.709</b> | 4 5       | 0.721 0.146 | <b>342.8</b> |
| 8  | <b>5 Johann ZARCO</b>           | FRA    | Prima Pramac Racing          | DUCATI     | <b>2'04.783</b> | 4 4       | 0.795 0.074 | <b>341.7</b> |
| 9  | <b>21 Franco MORBIDELLI</b>     | ITA    | Monster Energy Yamaha MotoGP | YAMAHA     | <b>2'04.827</b> | 4 4       | 0.839 0.044 | <b>345.0</b> |
| 10 | <b>30 Takaaki NAKAGAMI</b>      | JPN    | LCR Honda IDEMITSU           | HONDA      | <b>2'04.871</b> | 4 5       | 0.883 0.044 | <b>341.7</b> |
| 11 | <b>72 Marco BEZZECCHI</b>       | ITA    | Mooney VR46 Racing Team      | DUCATI     | <b>2'04.927</b> | 4 5       | 0.939 0.056 | <b>350.6</b> |
| 12 | <b>10 Luca MARINI</b>           | ITA    | Mooney VR46 Racing Team      | DUCATI     | <b>2'05.074</b> | 4 5       | 1.086 0.147 | <b>345.0</b> |
| 13 | <b>49 Fabio DI GIANNANTONIO</b> | ITA    | Gresini Racing MotoGP        | DUCATI     | <b>2'05.080</b> | 5 5       | 1.092 0.006 | <b>350.6</b> |
| 14 | <b>36 Joan MIR</b>              | SPA    | Repsol Honda Team            | HONDA      | <b>2'05.211</b> | 4 5       | 1.223 0.131 | <b>343.9</b> |
| 15 | <b>6 Stefan BRADL</b>           | GER    | Repsol Honda Team            | HONDA      | <b>2'05.637</b> | 4 5       | 1.649 0.426 | <b>347.2</b> |
| 16 | <b>51 Michele PIRRO</b>         | ITA    | Ducati Lenovo Team           | DUCATI     | <b>2'05.867</b> | 4 5       | 1.879 0.230 | <b>347.2</b> |
| 17 | <b>37 Augusto FERNANDEZ</b>     | SPA    | GASGAS Factory Racing Tech3  | KTM        | <b>2'05.914</b> | 3 5       | 1.926 0.047 | <b>335.4</b> |
| 18 | <b>25 Raul FERNANDEZ</b>        | SPA    | CryptoDATA RNF MotoGP Team   | APRILIA    | <b>2'05.923</b> | 2 5       | 1.935 0.009 | <b>343.9</b> |
| 19 | <b>73 Alex MARQUEZ</b>          | SPA    | Gresini Racing MotoGP        | DUCATI     | <b>2'06.464</b> | 2 4       | 2.476 0.541 | <b>345.0</b> |
| 20 | <b>41 Aleix ESPARGARO</b>       | SPA    | Aprilia Racing               | APRILIA    | <b>2'07.002</b> | 3 5       | 3.014 0.538 | <b>347.2</b> |
| 21 | <b>94 Jonas FOLGER</b>          | GER    | GASGAS Factory Racing Tech3  | KTM        | <b>2'08.643</b> | 3 5       | 4.655 1.641 | <b>337.5</b> |
| 22 | <b>89 Jorge MARTIN</b>          | SPA    | Prima Pramac Racing          | DUCATI     | <b>2'08.652</b> | 4 5       | 4.664 0.009 | <b>345.0</b> |

**Practice condition: Dry**  
 Air: 16°  
 Humidity: 45%  
 Ground: 24°

|                             |        |                          |                 |            |
|-----------------------------|--------|--------------------------|-----------------|------------|
| <b>Fastest Lap:</b>         | Lap: 4 | <b>Francesco BAGNAIA</b> | <b>2'03.988</b> | 160 Km/h   |
| <b>Best Race Lap:</b>       | 2022   | <b>Enea BASTIANINI</b>   | <b>2'03.521</b> | 160.6 Km/h |
| <b>All Time Lap Record:</b> | 2023   | <b>Francesco BAGNAIA</b> | <b>2'01.892</b> | 162.8 Km/h |

The results are provisional until the end of the limit for protest and appeals.

Time limit for protest expires 30' after publication of the results - ..... Time: .....

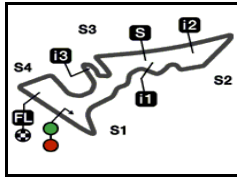
These data/results cannot be reproduced, stored and/or transmitted in whole or in part by any manner of electronic, mechanical, photocopying, recording, broadcasting or otherwise now known or herein after developed without the previous express consent by the copyright owner, except for reproduction in daily press and regular printed publications on sale to the public within 60 days of the event related to those data/results and always provided that copyright symbol appears together as follows below.

© DORNA, 2023

Official MotoGP Timing by **TISSOT**  
 www.motogp.com

**Austin, Sunday, April 16, 2023**





5513 m.

## RED BULL GRAND PRIX OF THE AMERICAS

Warm Up

Top Speed &amp; Average

26



| Rider                    | Nation | Motorcycle | Top 5 speeds |       |       |       |       | Average | Top   |
|--------------------------|--------|------------|--------------|-------|-------|-------|-------|---------|-------|
| 33 Brad BINDER           | RSA    | KTM        | 350.6        | 350.6 | 347.2 | 345.0 | 341.7 | 347.0   | 350.6 |
| 49 Fabio DI GIANNANTONIO | ITA    | DUCATI     | 350.6        | 346.1 | 343.9 | 340.6 | 340.6 | 344.4   | 350.6 |
| 72 Marco BEZZECCHI       | ITA    | DUCATI     | 350.6        | 350.6 | 347.2 | 342.8 | 309.4 | 340.1   | 350.6 |
| 1 Francesco BAGNAIA      | ITA    | DUCATI     | 349.5        | 346.1 | 346.1 | 345.0 | 345.0 | 346.3   | 349.5 |
| 43 Jack MILLER           | AUS    | KTM        | 349.5        | 349.5 | 347.2 | 345.0 | 341.7 | 346.6   | 349.5 |
| 6 Stefan BRADL           | GER    | HONDA      | 347.2        | 346.1 | 340.6 | 337.5 | 330.2 | 340.3   | 347.2 |
| 12 Maverick VIÑALES      | SPA    | APRILIA    | 347.2        | 347.2 | 346.1 | 342.8 | 342.8 | 345.2   | 347.2 |
| 41 Aleix ESPARGARO       | SPA    | APRILIA    | 347.2        | 345.0 | 343.9 | 341.7 | 341.7 | 343.9   | 347.2 |
| 51 Michele PIRRO         | ITA    | DUCATI     | 347.2        | 347.2 | 347.2 | 346.1 | 323.3 | 342.2   | 347.2 |
| 10 Luca MARINI           | ITA    | DUCATI     | 345.0        | 345.0 | 342.8 | 341.7 | 340.6 | 343.0   | 345.0 |
| 20 Fabio QUARTARARO      | FRA    | YAMAHA     | 345.0        | 340.6 | 339.6 | 339.6 | 338.5 | 340.7   | 345.0 |
| 21 Franco MORBIDELLI     | ITA    | YAMAHA     | 345.0        | 341.7 | 338.5 | 314.8 | 309.4 | 329.9   | 345.0 |
| 73 Alex MARQUEZ          | SPA    | DUCATI     | 345.0        | 345.0 | 345.0 | 343.9 |       | 344.7   | 345.0 |
| 88 Miguel OLIVEIRA       | POR    | APRILIA    | 345.0        | 343.9 | 342.8 | 342.8 | 341.7 | 343.2   | 345.0 |
| 89 Jorge MARTIN          | SPA    | DUCATI     | 345.0        | 345.0 | 343.9 | 342.8 | 342.8 | 343.9   | 345.0 |
| 25 Raul FERNANDEZ        | SPA    | APRILIA    | 343.9        | 342.8 | 341.7 | 340.6 | 340.6 | 341.9   | 343.9 |
| 36 Joan MIR              | SPA    | HONDA      | 343.9        | 343.9 | 340.6 | 338.5 | 337.5 | 340.9   | 343.9 |
| 42 Alex RINS             | SPA    | HONDA      | 342.8        | 341.7 | 341.7 | 341.7 | 340.6 | 341.7   | 342.8 |
| 5 Johann ZARCO           | FRA    | DUCATI     | 341.7        | 341.7 | 337.5 | 335.4 |       | 339.1   | 341.7 |
| 30 Takaaki NAKAGAMI      | JPN    | HONDA      | 341.7        | 341.7 | 338.5 | 338.5 | 334.3 | 338.9   | 341.7 |
| 94 Jonas FOLGER          | GER    | KTM        | 337.5        | 336.4 | 334.3 | 334.3 | 333.3 | 335.2   | 337.5 |
| 37 Augusto FERNANDEZ     | SPA    | KTM        | 335.4        | 334.3 | 333.3 | 333.3 | 328.2 | 332.9   | 335.4 |

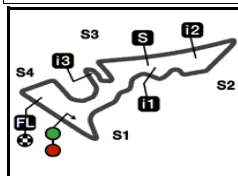
These data/results cannot be reproduced, stored and/or transmitted in whole or in part by any manner of electronic, mechanical, photocopying, recording, broadcasting or otherwise now known or herein after developed without the previous express consent by the copyright owner, except for reproduction in daily press and regular printed publications on sale to the public within 60 days of the event related to those data/results and always provided that copyright symbol appears together as follows below.

© DORNA, 2023

Official MotoGP Timing by TISSOT  
www.motogp.com



Austin, Sunday, April 16, 2023



5513 m.

## RED BULL GRAND PRIX OF THE AMERICAS

## Warm Up

## Chronological Analysis of Performances

27

\* Lap / Sector time cancelled

T1 Time from finish line to 1st intermediate

T3 Time from 2nd intermed. to 3rd intermed.

P Crossing the finish line in pit lane

T2 Time from 1st intermed. to 2nd intermed.

T4 Time from 3rd intermediate to finish line

\*\*Tyre data subject to further updates

| Lap        | Lap Time  | T1   | T2           | T3          | T4           | Speed | Lap          | Lap Time     | T1                | T2                | T3                | T4                | Speed             |  |
|------------|-----------|--|--------------|-------------|--------------|-------|--------------|--------------|-------------------|-------------------|-------------------|-------------------|-------------------|--|
| <b>1st</b> | <b>1</b>  | <b>Francesco BAGNAIA</b> DUCATI ITA<br>Ducati Lenovo Team          |              |             |              |       |              | <b>Run #</b> | <b>1</b>          | <b>Front Tyre</b> | <b>Slick-Soft</b> | <b>Rear Tyre</b>  | <b>Slick-Soft</b> |  |
|            |           | Runs=1   | Total laps=5 | Full laps=4 | Valid laps=3 |       |              |              | New Tyre          |                   |                   | 4 Laps at start   |                   |  |
|            |           |  |              |             |              |       | 1            | 2'29.226     | 34.603            | 32.119            | 32.018            | 29.610            | 341.7             |  |
|            |           |  |              |             |              |       | 2            | 2'05.558     | 35.471            | 30.537            | 30.772            | 28.778            | 347.2             |  |
|            |           |  |              |             |              |       | 3            | 2'04.987     | 35.389            | 30.390            | 30.710            | 28.498            | 350.6             |  |
|            |           |  |              |             |              |       | 4            | 2'04.559     | 35.037            | 30.226            | 30.884            | 28.412            | 350.6             |  |
|            |           |  |              |             |              |       | 5            | 2'18.661     | 41.407            | 30.936            | 37.197            | 29.121            | 345.0             |  |
| <b>2nd</b> | <b>20</b> | <b>Fabio QUARTARARO</b> YAMAHA FRA<br>Monster Energy Yamaha MotoGP |              |             |              |       |              | <b>Run #</b> | <b>1</b>          | <b>Front Tyre</b> | <b>Slick-Soft</b> | <b>Rear Tyre</b>  | <b>Slick-Soft</b> |  |
|            |           | Runs=1   | Total laps=5 | Full laps=4 | Valid laps=3 |       |              |              | 3 Laps at start   |                   |                   | 3 Laps at start   |                   |  |
|            |           |  |              |             |              |       | 1            | 2'52.864     | 34.022            | 31.696            | 31.396            | 29.324            | 345.0             |  |
|            |           |  |              |             |              |       | 2            | 2'06.310     | 36.214            | 30.716            | 30.790            | 28.590            | 339.6             |  |
|            |           |  |              |             |              |       | 3            | 2'04.715     | 35.073            | 30.392            | 30.665            | 28.585            | 339.6             |  |
|            |           |  |              |             |              |       | 4            | 2'04.299     | 34.916            | 30.332            | 30.405            | 28.646            | 340.6             |  |
|            |           |  |              |             |              |       | 5            | 2'09.183 *   | 37.304*           | 31.067*           | 31.061            | 29.751            | 338.5             |  |
| <b>3rd</b> | <b>88</b> | <b>Miguel OLIVEIRA</b> APRILIA POR<br>CryptoDATA RNF MotoGP Team   |              |             |              |       |              | <b>Run #</b> | <b>1</b>          | <b>Front Tyre</b> | <b>Slick-Soft</b> | <b>Rear Tyre</b>  | <b>Slick-Soft</b> |  |
|            |           | Runs=1   | Total laps=5 | Full laps=4 | Valid laps=3 |       |              |              | 7 Laps at start   |                   |                   | 3 Laps at start   |                   |  |
|            |           |  |              |             |              |       | 1            | 2'51.477     | 34.958            | 32.434            | 31.887            | 29.562            | 341.7             |  |
|            |           |  |              |             |              |       | 2            | 2'05.552     | 35.764            | 30.435            | 30.622            | 28.731            | 342.8             |  |
|            |           |  |              |             |              |       | 3            | 2'04.883     | 35.191            | 30.488            | 30.621            | 28.583            | 342.8             |  |
|            |           |  |              |             |              |       | 4            | 2'04.381     | 35.233            | 30.215            | 30.428            | 28.505            | 343.9             |  |
|            |           |  |              |             |              |       | 5            | 2'07.401 *   | 35.788*           | 31.776*           | 31.093            | 28.744            | 345.0             |  |
| <b>4th</b> | <b>12</b> | <b>Maverick VIÑALES</b> APRILIA SPA<br>Aprilia Racing              |              |             |              |       |              | <b>Run #</b> | <b>1</b>          | <b>Front Tyre</b> | <b>Slick-Hard</b> | <b>Rear Tyre</b>  | <b>Slick-Soft</b> |  |
|            |           | Runs=1   | Total laps=5 | Full laps=4 | Valid laps=4 |       |              |              | 6 Laps at start   |                   |                   | 3 Laps at start   |                   |  |
|            |           |  |              |             |              |       | 1            | 3'27.486 P   | 35.488            | 32.870            | 32.732            | 32.512            | 341.7             |  |
|            |           |  |              |             |              |       | <b>Run #</b> | <b>2</b>     | <b>Front Tyre</b> | <b>Slick-Soft</b> | <b>Rear Tyre</b>  | <b>Slick-Soft</b> |                   |  |
|            |           |  |              |             |              |       |              |              | 14 Laps at start  |                   |                   | 4 Laps at start   |                   |  |
|            |           |  |              |             |              |       | 2            | 2'36.865     | 33.907            | 31.278            | 31.425            | 28.933            | 337.5             |  |
|            |           |  |              |             |              |       | 3            | 2'05.585     | 35.592            | 30.588            | 30.931            | 28.474            | 335.4             |  |
|            |           |  |              |             |              |       | 4            | 2'04.783     | 35.219            | 30.340            | 30.776            | 28.448            | 341.7             |  |
| <b>5th</b> | <b>33</b> | <b>Brad BINDER</b> KTM RSA<br>Red Bull KTM Factory Racing          |              |             |              |       |              | <b>Run #</b> | <b>1</b>          | <b>Front Tyre</b> | <b>Slick-Soft</b> | <b>Rear Tyre</b>  | <b>Slick-Soft</b> |  |
|            |           | Runs=1   | Total laps=5 | Full laps=4 | Valid laps=4 |       |              |              |                   |                   |                   |                   |                   |  |

**Fastest Lap:** Francesco BAGNAIA Ducati Lenovo Team ITA 2'03.988 34.842 30.235 30.352 28.559

These data/results cannot be reproduced, stored and/or transmitted in whole or in part by any manner of electronic, mechanical, photocopying, recording, broadcasting or otherwise now known or herein after developed without the previous express consent by the copyright owner, except for reproduction in daily press and regular printed publications on sale to the public within 60 days of the event related to those data/results and always provided that copyright symbol appears together as follows below.  
© DORNA, 2023



# Warm Up

# MotoGP

| Lap         | Lap Time  | T1  | T2           | T3          | T4           | Speed  | Lap     | Lap Time     | T1       | T2                | T3           | T4               | Speed      |         |       |
|-------------|-----------|---|--------------|-------------|--------------|--------|---------|--------------|----------|-------------------|--------------|------------------|------------|---------|-------|
| <b>9th</b>  | <b>21</b> | <b>Franco MORBIDELLI</b> YAMAHA ITA<br>Monster Energy Yamaha MotoGP |              |             |              |        |         | <b>Run #</b> | <b>1</b> | <b>Front Tyre</b> | Slick-Soft   | <b>Rear Tyre</b> | Slick-Soft |         |       |
|             |           | Runs=1  | Total laps=4 | Full laps=3 | Valid laps=3 |        |         |              | New Tyre |                   |              | 4 Laps at start  |            |         |       |
|             |           | 6 Laps at start   |              |             |              |        |         |              |          |                   |              | 4 Laps at start  |            |         |       |
|             |           | 1   | 2'17.573     | 34.001      | 31.506       | 31.531 | 29.297  | 341.7        | 1        | 2'25.902          | 34.968       | 32.117           | 31.711     | 29.284  | 343.9 |
|             |           | 2   | 2'07.023     | 36.242      | 31.023       | 30.835 | 28.923  | 345.0        | 2        | 2'06.823          | 35.918       | 30.970           | 30.976     | 28.959  | 337.5 |
|             |           | 3   | 2'05.979     | 35.548      | 30.588       | 31.090 | 28.753  | 314.8        | 3        | 2'06.027          | 35.856       | 30.593           | 30.882     | 28.696  | 343.9 |
|             |           | 4   | 2'04.827     | 35.190      | 30.419       | 30.529 | 28.689  | 338.5        | 4        | 2'05.211          | 35.343       | 30.446           | 30.741     | 28.681  | 338.5 |
|             |           | unfinished  | 1'01.565     | 35.380      | 33.230       |        |         | 309.4        | 5        | 2'09.348          | 37.740       | 31.894           | 30.899     | 28.815  | 340.6 |
| <b>10th</b> | <b>30</b> | <b>Takaaki NAKAGAMI</b> HONDA JPN<br>LCR Honda IDEMITSU             |              |             |              |        |         | <b>Run #</b> | <b>1</b> | <b>Front Tyre</b> | Slick-Soft   | <b>Rear Tyre</b> | Slick-Soft |         |       |
|             |           | Runs=1  | Total laps=5 | Full laps=4 | Valid laps=3 |        |         |              | New Tyre |                   |              | 3 Laps at start  |            |         |       |
|             |           | 6 Laps at start   |              |             |              |        |         |              |          |                   |              | 3 Laps at start  |            |         |       |
|             |           | 1   | 2'16.909     | 35.457      | 33.128       | 33.019 | 29.908  | 334.3        | 1        | 2'27.150          | 35.064       | 32.017           | 32.472     | 29.435  | 330.2 |
|             |           | 2   | 2'08.069     | 36.754      | 31.352       | 31.151 | 28.812  | 341.7        | 2        | 2'07.205          | 36.074       | 30.973           | 31.182     | 28.976  | 347.2 |
|             |           | 3   | 2'06.023     | 35.404      | 30.798       | 31.137 | 28.684  | 338.5        | 3        | 2'06.322          | 35.605       | 30.523           | 31.309     | 28.885  | 346.1 |
|             |           | 4   | 2'04.871     | 35.224      | 30.422       | 30.657 | 28.568  | 341.7        | 4        | 2'05.637          | 35.385       | 30.494           | 30.876     | 28.882  | 340.6 |
|             |           | 5   | 2'12.292 *   | 41.646*     | 31.047       | 31.004 | 28.595  | 338.5        | 5        | 2'10.926          | 36.635       | 32.762           | 32.566     | 28.963  | 337.5 |
| <b>11th</b> | <b>72</b> | <b>Marco BEZZECCHI</b> DUCATI ITA<br>Mooney VR46 Racing Team        |              |             |              |        |         | <b>Run #</b> | <b>1</b> | <b>Front Tyre</b> | Slick-Medium | <b>Rear Tyre</b> | Slick-Soft |         |       |
|             |           | Runs=1  | Total laps=5 | Full laps=4 | Valid laps=3 |        |         |              | New Tyre |                   |              | 4 Laps at start  |            |         |       |
|             |           | 6 Laps at start   |              |             |              |        |         |              |          |                   |              | 4 Laps at start  |            |         |       |
|             |           | 1   | 2'26.725     | 35.221      | 33.753       | 32.254 | 29.397  | 350.6        | 1        | 2'52.725          | 35.458       | 32.175           | 31.862     | 29.470  | 347.2 |
|             |           | 2   | 2'06.205     | 35.758      | 30.653       | 30.925 | 28.869  | 350.6        | 2        | 2'08.496          | 37.271       | 30.727           | 31.475     | 29.023  | 347.2 |
|             |           | 3   | 2'10.577     | 35.454      | 30.597       | 34.056 | 30.470  | 342.8        | 3        | 2'07.465          | 35.270       | 30.549           | 32.137     | 29.509  | 347.2 |
|             |           | 4   | 2'04.927     | 35.099      | 30.404       | 30.632 | 28.792  | 347.2        | 4        | 2'05.867          | 35.559       | 30.574           | 30.936     | 28.798  | 346.1 |
|             |           | 5   | 3'48.908 *   | 2'07.021    | 38.492*      | 33.475 | 29.920* | 309.4        | 5        | 2'15.082 *        | 39.290*      | 31.829*          | 32.964     | 30.999* | 323.3 |
| <b>12th</b> | <b>10</b> | <b>Luca MARINI</b> DUCATI ITA<br>Mooney VR46 Racing Team            |              |             |              |        |         | <b>Run #</b> | <b>1</b> | <b>Front Tyre</b> | Slick-Medium | <b>Rear Tyre</b> | Slick-Soft |         |       |
|             |           | Runs=1  | Total laps=5 | Full laps=4 | Valid laps=4 |        |         |              | New Tyre |                   |              | 3 Laps at start  |            |         |       |
|             |           | 7 Laps at start   |              |             |              |        |         |              |          |                   |              | 3 Laps at start  |            |         |       |
|             |           | 1   | 2'16.621     | 35.846      | 32.992       | 32.062 | 29.910  | 345.0        | 1        | 2'33.785          | 36.480       | 32.627           | 32.353     | 29.322  | 328.2 |
|             |           | 2   | 2'13.043     | 36.562      | 31.189       | 36.170 | 29.122  | 340.6        | 2        | 2'07.428          | 36.317       | 31.064           | 31.122     | 28.925  | 334.3 |
|             |           | 3   | 2'06.893     | 35.413      | 30.585       | 31.947 | 28.948  | 345.0        | 3        | 2'05.914          | 35.462       | 30.831           | 30.923     | 28.698  | 335.4 |
|             |           | 4   | 2'05.074     | 35.325      | 30.499       | 30.477 | 28.773  | 342.8        | 4        | 2'06.663          | 35.224       | 30.490           | 32.077     | 28.872  | 333.3 |
|             |           | 5   | 2'05.426     | 35.208      | 30.354       | 31.069 | 28.795  | 341.7        | 5        | 2'05.465 *        | 35.331*      | 30.627           | 30.866     | 28.641  | 333.3 |
| <b>13th</b> | <b>49</b> | <b>Fabio DI GIANNANTONI</b> DUCATI ITA<br>Gresini Racing MotoGP     |              |             |              |        |         | <b>Run #</b> | <b>1</b> | <b>Front Tyre</b> | Slick-Medium | <b>Rear Tyre</b> | Slick-Soft |         |       |
|             |           | Runs=1  | Total laps=5 | Full laps=4 | Valid laps=4 |        |         |              | New Tyre |                   |              | 2 Laps at start  |            |         |       |
|             |           | 7 Laps at start   |              |             |              |        |         |              |          |                   |              | 2 Laps at start  |            |         |       |
|             |           | 1   | 2'16.991     | 35.270      | 32.646       | 32.173 | 29.732  | 340.6        | 1        | 2'35.494          | 34.540       | 32.006           | 31.423     | 29.299  | 340.6 |
|             |           | 2   | 2'07.450     | 36.461      | 31.140       | 30.878 | 28.971  | 340.6        | 2        | 2'05.923          | 36.188       | 30.366           | 30.698     | 28.671  | 342.8 |
|             |           | 3   | 2'07.535     | 35.804      | 31.723       | 31.070 | 28.938  | 350.6        | 3        | 2'07.793          | 35.976       | 32.368           | 30.812     | 28.637  | 341.7 |
|             |           | 4   | 2'07.297     | 36.017      | 31.187       | 31.018 | 29.075  | 346.1        | 4        | 2'08.267          | 35.295       | 30.348           | 33.306     | 29.318  | 340.6 |
|             |           | 5   | 2'05.080     | 35.331      | 30.481       | 30.559 | 28.709  | 343.9        | 5        | 2'04.636 *        | 35.416*      | 30.405*          | 30.354     | 28.461  | 343.9 |
| <b>14th</b> | <b>36</b> | <b>Joan MIR</b> HONDA SPA<br>Repsol Honda Team                      |              |             |              |        |         | <b>Run #</b> | <b>1</b> | <b>Front Tyre</b> | Slick-Medium | <b>Rear Tyre</b> | Slick-Soft |         |       |
|             |           | Runs=1  | Total laps=5 | Full laps=4 | Valid laps=4 |        |         |              | New Tyre |                   |              | 3 Laps at start  |            |         |       |
|             |           | 7 Laps at start   |              |             |              |        |         |              |          |                   |              | 3 Laps at start  |            |         |       |
|             |           | 1   | 2'21.931     | 34.528      | 32.022       | 31.932 | 29.454  | 343.9        | 1        | 2'21.931          | 34.528       | 32.022           | 31.932     | 29.454  | 343.9 |

**Fastest Lap:** Francesco BAGNAIA Ducati Lenovo Team ITA 2'03.988 34.842 30.235 30.352 28.559

These data/results cannot be reproduced, stored and/or transmitted in whole or in part by any manner of electronic, mechanical, photocopying, recording, broadcasting or otherwise now known or herein after developed without the previous express consent by the copyright owner, except for reproduction in daily press and regular printed publications on sale to the public within 60 days of the event related to those data/results and always provided that copyright symbol appears together as follows below.  
© DORNA, 2023



# Warm Up

MotoGP

| Lap | Lap Time        | T1            | T2            | T3            | T4            | Speed | Lap | Lap Time | T1 | T2 | T3 | T4 | Speed |
|-----|-----------------|---------------|---------------|---------------|---------------|-------|-----|----------|----|----|----|----|-------|
| 2   | <b>2'06.464</b> | 35.801        | 30.690        | 30.990        | 28.983        | 345.0 |     |          |    |    |    |    |       |
| 3   | 2'04.828 *      | 35.024        | 30.440*       | <b>30.681</b> | <b>28.683</b> | 345.0 |     |          |    |    |    |    |       |
| 4   | <b>2'07.426</b> | <b>34.984</b> | <b>30.651</b> | 32.272        | 29.519        | 345.0 |     |          |    |    |    |    |       |

**20th 41** **Alex ESPARGARO** APRILIA SPA  
Aprilia Racing

Runs=1 Total laps=5 Full laps=4 Valid laps=3

| Run # | 1               | Front Tyre    | Slick-Medium  | Rear Tyre     | Slick-Soft    |                 |
|-------|-----------------|---------------|---------------|---------------|---------------|-----------------|
|       |                 |               | New Tyre      |               |               | 4 Laps at start |
| 1     | 2'52.487        | 35.458        | 32.356        | 31.955        | 29.551        | 343.9           |
| 2     | <b>2'08.332</b> | 37.194        | 30.784        | 31.336        | <b>29.018</b> | <b>347.2</b>    |
| 3     | <b>2'07.002</b> | <b>35.382</b> | <b>30.724</b> | 31.305        | 29.591        | 345.0           |
| 4     | <b>2'08.625</b> | 35.463        | 30.913        | 33.026        | 29.223        | 341.7           |
| 5     | 2'06.766 *      | 35.462*       | 30.873*       | <b>30.930</b> | 29.501*       | 341.7           |

**21st 94** **Jonas FOLGER** KTM GER  
GASGAS Factory Racing Tech3

Runs=1 Total laps=5 Full laps=4 Valid laps=3

| Run # | 1               | Front Tyre    | Slick-Medium  | Rear Tyre     | Slick-Soft    |                 |
|-------|-----------------|---------------|---------------|---------------|---------------|-----------------|
|       |                 |               |               |               |               | 5 Laps at start |
| 1     | 2'42.340        | 36.322        | 33.014        | 34.928        | 30.400        | 334.3           |
| 2     | <b>2'09.105</b> | 36.479        | 31.499        | 31.377        | 29.750        | 336.4           |
| 3     | <b>2'08.643</b> | <b>36.408</b> | <b>31.284</b> | 31.358        | 29.593        | 334.3           |
| 4     | <b>2'18.213</b> | 44.642        | 32.120        | 31.880        | <b>29.571</b> | <b>337.5</b>    |
| 5     | 2'07.945 *      | 36.046*       | 31.260*       | <b>31.300</b> | 29.339*       | 333.3           |

**22nd 89** **Jorge MARTIN** DUCATI SPA  
Prima Pramac Racing

Runs=1 Total laps=5 Full laps=4 Valid laps=1

| Run # | 1               | Front Tyre    | Slick-Medium  | Rear Tyre     | Slick-Soft    |                 |
|-------|-----------------|---------------|---------------|---------------|---------------|-----------------|
|       |                 |               | New Tyre      |               |               | 2 Laps at start |
| 1     | 2'38.945        | 34.270        | 31.454        | 31.258        | 29.098        | <b>345.0</b>    |
| 2     | 2'05.117 *      | <b>35.468</b> | 30.590*       | 30.428        | 28.631        | 345.0           |
| 3     | 2'04.360 *      | <b>35.048</b> | 30.408*       | 30.365        | <b>28.539</b> | 342.8           |
| 4     | <b>2'08.652</b> | 39.047        | <b>30.609</b> | 30.380        | 28.616        | 343.9           |
| 5     | 2'04.238 *      | 35.195*       | 30.158*       | <b>30.330</b> | 28.555        | 342.8           |

**Fastest Lap:** Francesco BAGNAIA Ducati Lenovo Team ITA **2'03.988** 34.842 30.235 30.352 28.559

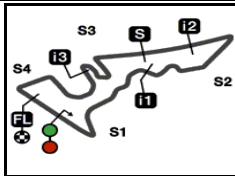
These data/results cannot be reproduced, stored and/or transmitted in whole or in part by any manner of electronic, mechanical, photocopying, recording, broadcasting or otherwise now known or herein after developed without the previous express consent by the copyright owner, except for reproduction in daily press and regular printed publications on sale to the public within 60 days of the event related to those data/results and always provided that copyright symbol appears together as follows below.  
© DORNA, 2023

Official MotoGP Timing by **TISSOT**  
www.motogp.com

**Austin, Sunday, April 16, 2023**

Page 3 of 3





**RED BULL GRAND PRIX OF THE AMERICAS**  
**Official Starting Grid**

5513 m.

Race : 20 laps = 110.26 km

**28**



|   |   |  |  |
|---|---|--|--|
| 1 | <b>3</b><br>2'02.181<br><b>10 Luca MARINI</b><br>Ducati       | <b>2</b><br>2'02.052<br><b>42 Alex RINS</b><br>Honda           | <b>1</b><br>2'01.892<br><b>1 Francesco BAGNAIA</b><br>Ducati       |
| 2 | <b>6</b><br>2'02.539<br><b>41 Aleix ESPARGARO</b><br>Aprilia  | <b>5</b><br>2'02.268<br><b>72 Marco BEZZECCHI</b><br>Ducati    | <b>4</b><br>2'02.242<br><b>73 Alex MARQUEZ</b><br>Ducati           |
| 3 | <b>9</b><br>2'03.062<br><b>5 Johann ZARCO</b><br>Ducati       | <b>8</b><br>2'02.882<br><b>12 Maverick VIÑALES</b><br>Aprilia  | <b>7</b><br>2'02.749<br><b>20 Fabio QUARTARARO</b><br>Yamaha       |
| 4 | <b>12</b><br>2'03.292<br><b>89 Jorge MARTIN</b><br>Ducati     | <b>11</b><br>2'03.107<br><b>33 Brad BINDER</b><br>KTM          | <b>10</b><br>2'03.084<br><b>43 Jack MILLER</b><br>KTM              |
| 5 | <b>15</b><br>2'03.065<br><b>88 Miguel OLIVEIRA</b><br>Aprilia | <b>14</b><br>2'02.950<br><b>21 Franco MORBIDELLI</b><br>Yamaha | <b>13</b><br>2'02.743<br><b>36 Joan MIR</b><br>Honda               |
| 6 | <b>18</b><br>2'03.452<br><b>51 Michele PIRRO</b><br>Ducati    | <b>17</b><br>2'03.403<br><b>30 Takaaki NAKAGAMI</b><br>Honda   | <b>16</b><br>2'03.350<br><b>49 Fabio DI GIANNANTONIO</b><br>Ducati |
| 7 | <b>21</b><br>2'03.907<br><b>6 Stefan BRADL</b><br>Honda       | <b>20</b><br>2'03.798<br><b>37 Augusto FERNANDEZ</b><br>KTM    | <b>19</b><br>2'03.527<br><b>25 Raul FERNANDEZ</b><br>Aprilia       |
| 8 |   |  | <b>22</b><br>2'07.597<br><b>94 Jonas FOLGER</b><br>KTM             |

The results are provisional until the end of the limit for protest and appeals and until the ratification of the Event Management Committee.

Time limit for protest expires 60' at the latest after publication of the results - ..... Time: .....

These data/results cannot be reproduced, stored and/or transmitted in whole or in part by any manner of electronic, mechanical, photocopying, recording, broadcasting or otherwise now known or herein after developed without the previous express consent of the copyright owner, except for reproduction in daily press and regular printed publications on sale to the public within 60 days of the event related to those data/results and always provided that copyright symbol appears together as follows below.

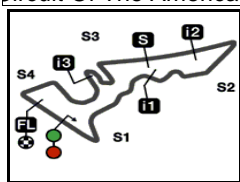
© DORNA, 2023

Official MotoGP Timing by **TISSOT**  
www.motogp.com

**Austin, Sunday, April 16, 2023**







5513 m.

## RED BULL GRAND PRIX OF THE AMERICAS

## Warm Up

## Best Partial Times

MotoGP™

IT Ideal Lap Time, sum of the best partial times

BT Best Lap Time

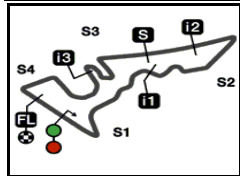
| T1  |                | T2     |                | T3     |                | T4     |                |        |     | IT           |          | BT       |      |
|-----|----------------|--------|----------------|--------|----------------|--------|----------------|--------|-----|--------------|----------|----------|------|
| Pos | Rider          | Time   | Rider          | Time   | Rider          | Time   | Rider          | Time   | Pos | Rider        | IT       | BT       |      |
| 1   | F.BAGNAIA      | 34.839 | J.MILLER       | 30.180 | J.MARTIN       | 30.330 | M.VIÑALES      | 28.317 | 1   | F.BAGNAIA    | 2'03.976 | 2'03.988 | (1)  |
| 2   | F.QUARTARARO   | 34.916 | M.OLIVEIRA     | 30.215 | F.BAGNAIA      | 30.352 | B.BINDER       | 28.412 | 2   | F.QUARTARARO | 2'04.238 | 2'04.299 | (2)  |
| 3   | A.MARQUEZ      | 34.984 | B.BINDER       | 30.226 | R.FERNANDEZ    | 30.354 | J.ZARCO        | 28.448 | 3   | M.VIÑALES    | 2'04.292 | 2'04.412 | (4)  |
| 4   | M.VIÑALES      | 34.996 | F.BAGNAIA      | 30.235 | F.QUARTARARO   | 30.405 | R.FERNANDEZ    | 28.461 | 4   | M.OLIVEIRA   | 2'04.339 | 2'04.381 | (3)  |
| 5   | A.RINS         | 35.017 | A.RINS         | 30.245 | M.OLIVEIRA     | 30.428 | M.OLIVEIRA     | 28.505 | 5   | B.BINDER     | 2'04.385 | 2'04.559 | (5)  |
| 6   | B.BINDER       | 35.037 | F.QUARTARARO   | 30.332 | A.RINS         | 30.458 | J.MARTIN       | 28.539 | 6   | A.RINS       | 2'04.417 | 2'04.709 | (7)  |
| 7   | J.MARTIN       | 35.048 | J.ZARCO        | 30.340 | L.MARINI       | 30.477 | F.BAGNAIA      | 28.550 | 7   | R.FERNANDEZ  | 2'04.458 | 2'05.923 | (18) |
| 8   | J.MILLER       | 35.085 | R.FERNANDEZ    | 30.348 | M.VIÑALES      | 30.505 | T.NAKAGAMI     | 28.568 | 8   | J.MARTIN     | 2'04.526 | 2'08.652 | (22) |
| 9   | M.BEZZECCHI    | 35.099 | L.MARINI       | 30.354 | F.MORBIDELLI   | 30.529 | F.QUARTARARO   | 28.585 | 9   | J.MILLER     | 2'04.563 | 2'04.563 | (6)  |
| 10  | F.MORBIDELLI   | 35.190 | M.BEZZECCHI    | 30.404 | F.DI GIANNANTO | 30.559 | J.MILLER       | 28.622 | 10  | J.ZARCO      | 2'04.783 | 2'04.783 | (8)  |
| 11  | M.OLIVEIRA     | 35.191 | F.MORBIDELLI   | 30.419 | M.BEZZECCHI    | 30.632 | A.FERNANDEZ    | 28.641 | 11  | L.MARINI     | 2'04.812 | 2'05.074 | (12) |
| 12  | L.MARINI       | 35.208 | T.NAKAGAMI     | 30.422 | T.NAKAGAMI     | 30.657 | J.MIR          | 28.681 | 12  | F.MORBIDELLI | 2'04.827 | 2'04.827 | (9)  |
| 13  | J.ZARCO        | 35.219 | J.MIR          | 30.446 | J.MILLER       | 30.676 | A.MARQUEZ      | 28.683 | 13  | T.NAKAGAMI   | 2'04.871 | 2'04.871 | (10) |
| 14  | T.NAKAGAMI     | 35.224 | M.VIÑALES      | 30.474 | A.MARQUEZ      | 30.681 | F.MORBIDELLI   | 28.689 | 14  | M.BEZZECCHI  | 2'04.927 | 2'04.927 | (11) |
| 15  | A.FERNANDEZ    | 35.224 | F.DI GIANNANTO | 30.481 | B.BINDER       | 30.710 | A.RINS         | 28.697 | 15  | A.MARQUEZ    | 2'04.999 | 2'06.464 | (19) |
| 16  | M.PIRRO        | 35.270 | A.FERNANDEZ    | 30.490 | J.MIR          | 30.741 | F.DI GIANNANTO | 28.709 | 16  | F.DI GIANNAN | 2'05.080 | 2'05.080 | (13) |
| 17  | R.FERNANDEZ    | 35.295 | S.BRADL        | 30.494 | J.ZARCO        | 30.776 | L.MARINI       | 28.773 | 17  | J.MIR        | 2'05.211 | 2'05.211 | (14) |
| 18  | F.DI GIANNANTO | 35.331 | M.PIRRO        | 30.549 | A.FERNANDEZ    | 30.866 | M.BEZZECCHI    | 28.792 | 18  | A.FERNANDEZ  | 2'05.221 | 2'05.914 | (17) |
| 19  | J.MIR          | 35.343 | J.MARTIN       | 30.609 | S.BRADL        | 30.876 | M.PIRRO        | 28.798 | 19  | M.PIRRO      | 2'05.553 | 2'05.867 | (16) |
| 20  | A.ESPARGARO    | 35.382 | A.MARQUEZ      | 30.651 | A.ESPARGARO    | 30.930 | S.BRADL        | 28.882 | 20  | S.BRADL      | 2'05.637 | 2'05.637 | (15) |
| 21  | S.BRADL        | 35.385 | A.ESPARGARO    | 30.724 | M.PIRRO        | 30.936 | A.ESPARGARO    | 29.018 | 21  | A.ESPARGAR   | 2'06.054 | 2'07.002 | (20) |
| 22  | J.FOLGER       | 36.408 | J.FOLGER       | 31.284 | J.FOLGER       | 31.300 | J.FOLGER       | 29.571 | 22  | J.FOLGER     | 2'08.563 | 2'08.643 | (21) |

These data/results cannot be reproduced, stored and/or transmitted in whole or in part by any manner of electronic, mechanical, photocopying, recording, broadcasting or otherwise now known or herein after developed without the previous express consent by the copyright owner, except for reproduction in daily press and regular printed publications on sale to the public within 60 days of the event related to those data/results and always provided that copyright symbol appears together as follows below.

© DORNA, 2023


Official MotoGP Timing by TISSOT  
www.motogp.com





5513 m.

**RED BULL GRAND PRIX OF THE AMERICAS****Warm Up****Fastest Laps Sequence**

| <i>Practice Time</i> |  <i>Rider</i> | <i>Nation</i> | <i>Motorcycle</i> | <i>Time</i>     | <i>Km/h</i> | <i>Rider's Lap</i> |
|----------------------|--|---------------|-------------------|-----------------|-------------|--------------------|
| <b>4'24.441</b>      | 49 <b>Fabio DI GIANNANTONI</b>   | ITA           | DUCATI            | <b>2'07.450</b> | 155.7       | 2                  |
| <b>4'24.596</b>      | 21 <b>Franco MORBIDELLI</b>  | ITA           | YAMAHA            | <b>2'07.023</b> | 156.2       | 2                  |
| <b>4'28.395</b>      | 73 <b>Alex MARQUEZ</b>   | SPA           | DUCATI            | <b>2'06.464</b> | 156.9       | 2                  |
| <b>4'32.930</b>      | 72 <b>Marco BEZZECCHI</b>  | ITA           | DUCATI            | <b>2'06.205</b> | 157.2       | 2                  |
| <b>4'34.784</b>      | 33 <b>Brad BINDER</b>  | RSA           | KTM               | <b>2'05.558</b> | 158.0       | 2                  |
| <b>4'45.989</b>      | 1 <b>Francesco BAGNAIA</b>   | ITA           | DUCATI            | <b>2'04.727</b> | 159.1       | 2                  |
| <b>7'03.889</b>      | 20 <b>Fabio QUARTARARO</b>   | FRA           | YAMAHA            | <b>2'04.715</b> | 159.1       | 3                  |
| <b>8'44.161</b>      | 43 <b>Jack MILLER</b>  | AUS           | KTM               | <b>2'04.563</b> | 159.3       | 4                  |
| <b>8'44.330</b>      | 33 <b>Brad BINDER</b>  | RSA           | KTM               | <b>2'04.559</b> | 159.3       | 4                  |
| <b>8'59.240</b>      | 1 <b>Francesco BAGNAIA</b>   | ITA           | DUCATI            | <b>2'03.988</b> | 160.0       | 4                  |

These data/results cannot be reproduced, stored and/or transmitted in whole or in part by any manner of electronic, mechanical, photocopying, recording, broadcasting or otherwise now known or herein after developed without the previous express consent by the copyright owner, except for reproduction in daily press and regular printed publications on sale to the public within 60 days of the event related to those data/results and always provided that copyright symbol appears together as follows below.

© DORNA, 2023

Official MotoGP Timing by **TISSOT**  
www.motogp.com

**Austin, Sunday, April 16, 2023**