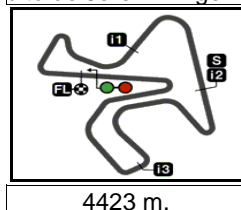


GRAN PREMIO MotoGP™ GURU BY GRYFIN DE ESPAÑA


Practice Nr. 1

Classification

3



4423 m.

		Rider	Nation	Team	Motorcycle	Time	Lap Total	Gap	Top Speed
1	22	Sam LOWES	GBR	Elf Marc VDS Racing Team	KALEX	1'41.170	16 17		251.1
2	35	Somkiat CHANTRA	THA	IDEMITSU Honda Team Asia	KALEX	1'41.400	18 23	0.230 0.230	252.9
3	21	Alonso LOPEZ	SPA	CAG SpeedUp	BOSCOSCURO	1'41.489	17 20	0.319 0.089	249.4
4	37	Pedro ACOSTA	SPA	Red Bull KTM Ajo	KALEX	1'41.497	12 17	0.327 0.008	251.1
5	96	Jake DIXON	GBR	Autosolar GASGAS Aspar M2	KALEX	1'41.634	13 17	0.464 0.137	250.5
6	75	Albert ARENAS	SPA	Red Bull KTM Ajo	KALEX	1'41.907	14 15	0.737 0.273	251.1
7	13	Celestino VIETTI	ITA	Fantic Racing	KALEX	1'41.963	13 19	0.793 0.056	249.4
8	40	Aron CANET	SPA	Pons Wegow Los40	KALEX	1'42.018	4 13	0.848 0.055	250.0
9	7	Barry BALTUS	BEL	Fieten Olie Racing GP	KALEX	1'42.091	15 19	0.921 0.073	249.4
10	14	Tony ARBOLINO	ITA	Elf Marc VDS Racing Team	KALEX	1'42.100	11 18	0.930 0.009	249.4
11	12	Filip SALAC	CZE	QJMOTOR Gresini Moto2	KALEX	1'42.113	17 19	0.943 0.013	250.0
12	16	Joe ROBERTS	USA	Italtrans Racing Team	KALEX	1'42.140	10 19	0.970 0.027	248.8
13	79	Ai OGURA	JPN	IDEMITSU Honda Team Asia	KALEX	1'42.160	12 18	0.990 0.020	250.0
14	54	Fermin ALDEGUER	SPA	CAG SpeedUp	BOSCOSCURO	1'42.165	10 18	0.995 0.005	248.2
15	18	Manuel GONZALEZ	SPA	Correos Prepago Yamaha VR46 M	KALEX	1'42.430	8 8	1.260 0.265	251.7
16	11	Sergio GARCIA	SPA	Pons Wegow Los40	KALEX	1'42.454	17 18	1.284 0.024	251.1
17	52	Jeremy ALCOBA	SPA	QJMOTOR Gresini Moto2	KALEX	1'42.487	14 19	1.317 0.033	248.8
18	71	Dennis FOGGIA	ITA	Italtrans Racing Team	KALEX	1'42.555	12 17	1.385 0.068	250.0
19	84	Zonta VD GOORBERGH	NED	Fieten Olie Racing GP	KALEX	1'42.619	8 17	1.449 0.064	250.5
20	3	Lukas TULOVIC	GER	Liqui Moly Husqvarna Intact GP	KALEX	1'42.865	15 17	1.695 0.246	248.8
21	64	Bo BENDSNEYDER	NED	Pertamina Mandalika SAG Team	KALEX	1'42.937	12 19	1.767 0.072	247.7
22	24	Marcos RAMIREZ	SPA	Forward Team	FORWARD	1'43.024	16 17	1.854 0.087	248.8
23	28	Izan GUEVARA	SPA	Autosolar GASGAS Aspar M2	KALEX	1'43.186	17 18	2.016 0.162	250.5
24	33	Rory SKINNER	GBR	American Racing	KALEX	1'43.267	16 18	2.097 0.081	246.5
25	72	Borja GOMEZ	SPA	Fantic Racing	KALEX	1'43.302	13 18	2.132 0.035	248.2
26	4	Sean Dylan KELLY	USA	American Racing	KALEX	1'43.321	18 20	2.151 0.019	248.2
27	19	Lorenzo DALLA PORTA	ITA	Pertamina Mandalika SAG Team	KALEX	1'43.367	12 14	2.197 0.046	247.7
28	17	Alex ESCRIG	SPA	Forward Team	FORWARD	1'43.532	14 16	2.362 0.165	248.2
29	8	Senna AGIUS	AUS	Liqui Moly Husqvarna Intact GP	KALEX	1'43.588	16 17	2.418 0.056	249.4
30	2	Soichiro MINAMIMOTO	JPN	Correos Prepago Yamaha VR46 M	KALEX	1'45.371	19 19	4.201 1.783	247.7

Practice condition: Dry

Air: 26°

Humidity: 44%

Ground: 22°

Fastest Lap:	Lap: 16	Sam LOWES	1'41.170	157.3 Km/h
Best Race Lap:	2021	Sam LOWES	1'41.313	157.1 Km/h
All Time Lap Record:	2021	Remy GARDNER	1'40.667	158.1 Km/h

The results are provisional until the end of the limit for protest and appeals.

Time limit for protest expires 30' after publication of the results - Time:

These data/results cannot be reproduced, stored and/or transmitted in whole or in part by any manner of electronic, mechanical, photocopying, recording, broadcasting or otherwise now known or herein after developed without the previous express consent by the copyright owner, except for reproduction in daily press and regular printed publications on sale to the public within 60 days of the event related to those data/results and always provided that copyright symbol appears together as follows below.

© DORNA, 2023

Official MotoGP Timing by TISSOT
www.motogp.com

Jerez de la Frontera, Friday, April 28, 2023

moto2™



GRAN PREMIO MotoGP™ GURU BY GRYFIN DE ESPAÑA

Practice Nr. 1

Top Speed & Average

4



Rider	Nation	Motorcycle	Top 5 speeds					Average	Top
35 Somkiat CHANTRA	THA	KALEX	252.9	251.1	251.1	251.1	251.1	251.4	252.9
18 Manuel GONZALEZ	SPA	KALEX	251.7	251.1	251.1	250.5	250.5	251.0	251.7
11 Sergio GARCIA	SPA	KALEX	251.1	250.0	250.0	250.0	248.8	250.0	251.1
22 Sam LOWES	GBR	KALEX	251.1	250.5	249.4	248.2	247.7	248.9	251.1
37 Pedro ACOSTA	SPA	KALEX	251.1	251.1	251.1	250.5	250.0	250.5	251.1
75 Albert ARENAS	SPA	KALEX	251.1	250.5	249.4	248.8	248.8	249.7	251.1
28 Izan GUEVARA	SPA	KALEX	250.5	249.4	248.8	248.8	248.2	248.7	250.5
84 Zonta VD GOORBERGH	NED	KALEX	250.5	248.8	248.2	248.2	248.2	248.7	250.5
96 Jake DIXON	GBR	KALEX	250.5	249.4	248.8	248.8	247.7	249.0	250.5
12 Filip SALAC	CZE	KALEX	250.0	248.8	248.2	248.2	248.2	248.6	250.0
40 Aron CANET	SPA	KALEX	250.0	249.4	248.8	248.8	247.7	248.7	250.0
71 Dennis FOGGIA	ITA	KALEX	250.0	249.4	249.4	248.8	248.8	249.1	250.0
79 Ai OGURA	JPN	KALEX	250.0	249.4	249.4	249.4	249.4	249.5	250.0
7 Barry BALTUS	BEL	KALEX	249.4	248.8	248.2	247.7	247.7	248.3	249.4
8 Senna AGIUS	AUS	KALEX	249.4	248.8	247.7	247.7	247.7	248.3	249.4
13 Celestino VIETTI	ITA	KALEX	249.4	249.4	248.8	248.8	248.8	248.9	249.4
14 Tony ARBOLINO	ITA	KALEX	249.4	249.4	249.4	248.8	248.8	249.2	249.4
21 Alonso LOPEZ	SPA	BOSCOSCURO	249.4	248.8	248.2	248.2	248.2	248.6	249.4
3 Lukas TULOVIC	GER	KALEX	248.8	248.2	247.7	247.7	247.7	248.0	248.8
16 Joe ROBERTS	USA	KALEX	248.8	248.2	248.2	247.1	246.5	247.6	248.8
24 Marcos RAMIREZ	SPA	FORWARD	248.8	248.2	247.7	247.7	247.7	248.0	248.8
52 Jeremy ALCOBA	SPA	KALEX	248.8	248.8	248.8	247.7	247.7	248.2	248.8
4 Sean Dylan KELLY	USA	KALEX	248.2	247.7	247.7	247.7	247.7	247.8	248.2
17 Alex ESCRIB	SPA	FORWARD	248.2	247.7	247.1	247.1	246.5	247.2	248.2
54 Fermín ALDEGUER	SPA	BOSCOSCURO	248.2	247.7	247.7	247.7	247.7	247.8	248.2
72 Borja GOMEZ	SPA	KALEX	248.2	248.2	247.7	247.7	247.7	247.9	248.2
2 Soichiro MINAMIMOTO	JPN	KALEX	247.7	247.1	246.5	246.0	246.0	246.7	247.7
19 Lorenzo DALLA PORTA	ITA	KALEX	247.7	247.1	246.5	246.5	246.5	246.8	247.7
64 Bo BENDSNEYDER	NED	KALEX	247.7	246.5	246.0	246.0	245.4	245.9	247.7
33 Rory SKINNER	GBR	KALEX	246.5	246.0	246.0	246.0	246.0	246.1	246.5

These data/results cannot be reproduced, stored and/or transmitted in whole or in part by any manner of electronic, mechanical, photocopying, recording, broadcasting or otherwise now known or herein after developed without the previous express consent by the copyright owner, except for reproduction in daily press and regular printed publications on sale to the public within 60 days of the event related to those data/results and always provided that copyright symbol appears together as follows below.

© DORNA, 2023

Official MotoGP Timing by TISSOT
www.motogp.com



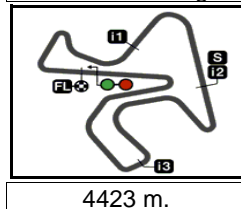
Jerez de la Frontera, Friday, April 28, 2023

GRAN PREMIO MotoGP™ GURU BY GRYFIN DE ESPAÑA

Practice Nr. 1

Chronological Analysis of Performances

5



* Lap / Sector time cancelled T1 Time from finish line to 1st intermediate T3 Time from 2nd intermed. to 3rd intermed.
 P Crossing the finish line in pit lane T2 Time from 1st intermed. to 2nd intermed. T4 Time from 3rd intermediate to finish line

Lap	Lap Time	T1	T2	T3	T4	Speed	Lap	Lap Time	T1	T2	T3	T4	Speed
1st 22 Sam LOWES Elf Marc VDS Racing GBR Runs=3 Total laps=17 Full laps=12 Valid laps=10							3rd 21 Alonso LOPEZ CAG SpeedUp SPA Runs=2 Total laps=20 Full laps=17 Valid laps=14						
1	2'46.812	33.964	16.356	40.667	33.451	238.9	1	1'56.133	28.870	16.133	31.908	32.914	238.9
2	1'44.949	26.315	15.513	31.128	31.993	246.5	2	1'43.993	26.026	15.385	30.798	31.784	245.4
3	1'47.386	25.680	16.671	33.214	31.821	203.7	3	1'43.537	25.655	15.460	30.721	31.701	245.4
4	1'42.722	25.510	15.323	30.447	31.442	247.7	4	1'43.158	25.511	15.306	30.709	31.632	246.5
5	1'42.456	25.408	15.249	30.395	31.404	248.2	5	1'42.677	25.472	15.202	30.568	31.435	244.3
6	1'47.721 *	25.380	15.264	33.646*	33.431	250.5	6	1'46.694	26.994	15.602	31.828	32.270	242.6
7	1'42.240	25.325	15.267	30.320	31.328	249.4	7	1'42.856	25.452	15.228	30.583	31.593	245.4
8	1'42.093 P	26.519	15.558	31.216	28.800	243.2	8	1'42.415	25.385	15.175	30.334	31.521	247.1
9	1'49.864 *	30.938	15.666	31.373*	31.887	244.8	9	1'44.985 *	25.407	15.142	30.551	33.885*	246.5
10	1'42.272	25.357	15.261	30.261	31.393	247.1	10	1'45.796	26.492	15.582	31.434	32.288	243.7
11	1'42.117	25.380	15.222	30.252	31.263	246.5	11	1'42.844	25.432	15.271	30.583	31.558	248.2
12	1'41.993	25.241	15.244	30.185	31.323	247.7	12	1'42.493 *	25.350	15.159	30.437	31.547*	247.7
13	1'43.587 P	26.856	15.648	32.577	28.506	241.6	13	1'42.189	25.367	15.154	30.330	31.338	248.2
14	1'48.910	30.039	15.632	31.440	31.799	243.7	14	1'43.241 P	27.876	15.635	31.669	28.061	240.0
15	1'41.685 *	25.188	15.139	30.122*	31.236	247.1	15	1'46.225	28.876	15.384	30.655	31.310	241.6
16	1'41.170	25.042	15.031	30.110	30.987	251.1	16	1'41.802 *	25.299	15.007	30.211*	31.285	247.7
17	1'42.202	25.299	15.188	30.296	31.419	247.7	17	1'41.489	25.163	14.967	30.199	31.160	249.4
18							18	1'47.535	25.596	15.973	34.023	31.943	232.7
19							19	1'41.974	25.233	15.089	30.299	31.353	248.8
20							20	1'42.005	25.225	15.103	30.384	31.293	248.2
2nd 35 Somkiat CHANTRA IDEMITSU Honda Tea THA Runs=1 Total laps=23 Full laps=22 Valid laps=17							4th 37 Pedro ACOSTA Red Bull KTM Ajo SPA Runs=2 Total laps=17 Full laps=14 Valid laps=12						
1	2'55.511	31.342	16.035	32.345	32.859	244.8	1	3'27.845	30.758	16.412	32.397	32.447	243.7
2	1'44.168	25.970	15.343	30.978	31.877	248.8	2	1'43.690	25.841	15.331	30.784	31.734	248.2
3	1'43.930	26.186	15.248	30.715	31.781	248.8	3	1'42.496	25.278	15.186	30.408	31.624	248.8
4	1'42.577	25.472	15.127	30.469	31.509	249.4	4	1'42.247	25.117	15.222	30.456	31.452	248.8
5	1'42.339	25.414	15.057	30.363	31.505	251.1	5	1'42.033	25.133	15.151	30.274	31.475	248.2
6	1'42.307 *	25.327	15.091	30.394*	31.495	251.1	6	1'41.765 *	25.068	15.115	30.225*	31.357	249.4
7	1'42.399	25.414	15.042	30.545	31.398	252.9	7	1'45.980	26.709	15.616	31.269	32.386	244.3
8	1'42.446 *	25.325	15.029	30.396	31.696*	251.1	8	1'41.723	25.069	15.129	30.136	31.389	250.0
9	1'42.878 *	25.357	15.026	30.797*	31.698*	251.1	9	1'41.319 P	26.839	15.591	31.462	27.427	244.8
10	1'41.964	25.397	15.096	30.160	31.311	250.5	10	1'51.452	33.606	15.477	30.786	31.583	248.8
11	1'42.839	25.479	15.302	30.472	31.586	247.7	11	1'41.869 *	25.135	15.088	30.286*	31.360	250.0
12	1'42.970 *	25.53*	15.125	30.590	31.725	248.8	12	1'41.497	25.005	15.070	30.226	31.196	250.0
13	1'41.926	25.339	15.092	30.171	31.324	250.0	13	1'41.702	25.084	15.104	30.227	31.287	250.5
14	1'43.094	25.710	15.160	30.476	31.748	248.2	14	1'49.210	31.200	15.434	30.789	31.787	250.0
15	1'41.751	25.247	15.100	30.176	31.228	250.0	15	1'41.866	25.285	15.128	30.173	31.280	251.1
16	1'46.167	25.510	15.081	31.498	34.078	250.0	16	1'41.912	25.225	15.126	30.216	31.345	251.1
17	1'42.370	25.509	15.098	30.303	31.460	249.4	17	1'41.769	25.086	15.148	30.270	31.265	251.1
18	1'41.400	25.127	15.005	30.091	31.177	250.5							
19	1'44.977 *	26.492	15.388*	30.889	32.208	248.2							
20	1'42.342	25.433	15.140	30.324	31.445	250.5							
21	1'42.713	25.390	15.175	30.447	31.701	250.0							
22	1'47.876	25.906	15.508	33.778	32.684	236.3							
23	1'42.561	25.441	15.138	30.433	31.549	251.1							
5th 96 Jake DIXON Autosolar GASGAS A GBR Runs=2 Total laps=17 Full laps=14 Valid laps=12													
1	3'03.692	30.051	15.987	31.736	32.410	243.7							

Fastest Lap: Sam LOWES Elf Marc VDS Racing GBR **1'41.170** 25.042 15.031 30.110 30.987

These data/results cannot be reproduced, stored and/or transmitted in whole or in part by any manner of electronic, mechanical, photocopying, recording, broadcasting or otherwise now known or herein after developed without the previous express consent by the copyright owner, except for reproduction in daily press and regular printed publications on sale to the public within 60 days of the event related to those data/results and always provided that copyright symbol appears together as follows below.
 © DORNA, 2023



Practice Nr. 1

Moto2

Lap	Lap Time	T1	T2	T3	T4	Speed	Lap	Lap Time	T1	T2	T3	T4	Speed
2	1'43.807	25.917	15.336	30.778	31.776	246.5							
3	1'44.102	25.973	15.423	30.881	31.825	246.5							
4	1'42.849	25.463	15.316	30.499	31.571	246.5							
5	1'43.096	25.476	15.324	30.547	31.749	246.0							
6	1'43.515 *	25.637	15.312	30.769*	31.797	246.0							
7	1'42.787	25.466	15.270	30.544	31.507	246.5							
8	1'42.557	25.358	15.297	30.460	31.442	246.5							
9	1'42.721 *	25.379	15.298	30.476*	31.568*	245.4							
10	1'42.288	25.291	15.295	30.362	31.340	247.7							
11	1'43.356 P	25.400	15.264	32.696	29.996	247.1							
12	1'47.652	29.945	15.308	30.685	31.714	246.0							
13	1'41.634	25.094	15.163	30.162	31.215	248.8							
14	1'41.906	25.318	15.111	30.221	31.256	249.4							
15	1'41.711	25.152	15.140	30.213	31.206	248.8							
16	2'00.885	30.261	18.827	38.383	33.414	153.6							
17	1'42.583	25.426	15.151	30.475	31.531	250.5							
6th 75 Albert ARENAS Red Bull KTM Ajo SPA Runs=2 Total laps=15 Full laps=12 Valid laps=12							8th 40 Aron CANET Pons Wegow Los40 SPA Runs=3 Total laps=13 Full laps=8 Valid laps=7						
1	2'21.720	30.789	16.029	31.965	32.394	242.6	1	2'59.216	29.551	15.782	31.468	31.913	243.2
2	1'44.043	25.978	15.370	30.928	31.767	247.7	2	1'43.122	25.678	15.297	30.658	31.489	246.0
3	1'45.116	25.693	15.289	32.410	31.724	244.8	3	1'42.171	25.232	15.142	30.539	31.258	248.8
4	1'42.668	25.584	15.196	30.618	31.270	250.5	4	1'42.018	25.268	15.049	30.489	31.212	249.4
5	1'44.937	27.447	15.339	30.643	31.508	247.7	5	1'45.440	25.307	15.123	33.630	31.380	250.0
6	1'42.228	25.370	15.178	30.343	31.337	248.8	6	1'44.109 *	25.295	15.184	30.668*	32.962	247.7
7	1'44.020	25.292	15.036	31.914	31.778	251.1	7	1'42.092	25.261	15.211	30.363	31.257	246.5
8	1'42.169	25.321	15.112	30.558	31.178	248.8	8	1'48.301 P	26.935	15.771	35.405	30.190	239.4
9	1'40.557 P	27.149	15.468	30.705	27.235	246.0	9	1'52.030	33.457	15.407	30.629	32.537	242.6
10	1'48.075 *	30.205	15.513*	30.813	31.544	244.8	10	1'42.316	25.309	15.168	30.199	31.640	247.7
11	3'52.209	25.238	15.175	2'39.614	32.182	247.7	11	1'42.166	25.356	15.167	30.447	31.196	246.0
12	1'42.607	25.694	15.139	30.444	31.330	247.7	12	1'42.265 P	26.528	15.810	31.297	28.630	235.8
13	4'16.004	2'57.999	15.439	31.099	31.467	247.7	13	1'47.916	30.789	15.172	30.488	31.467	247.1
14	1'41.907	25.276	15.116	30.284	31.231	249.4	13	unfinished	25.051	15.007			248.8
15	1'58.012	36.845	17.296	32.249	31.622	203.0	9th 7 Barry BALTUS Fieten Olie Racing GP BEL Runs=2 Total laps=19 Full laps=16 Valid laps=12						
1	2'19.526	29.460	15.759	31.397	32.278	243.7	1	2'19.526	29.460	15.759	31.397	32.278	243.7
2	1'43.956	26.199	15.445	30.698	31.614	244.8	2	1'43.956	26.199	15.445	30.698	31.614	244.8
3	1'43.027	25.527	15.293	30.574	31.633	248.2	3	1'43.027	25.527	15.293	30.574	31.633	248.2
4	1'43.108	25.588	15.224	30.582	31.714	249.4	4	1'43.108	25.588	15.224	30.582	31.714	249.4
5	1'42.947	25.565	15.207	30.649	31.526	247.7	5	1'42.947	25.565	15.207	30.649	31.526	247.7
6	1'43.326	25.621	15.193	30.966	31.546	248.8	6	1'43.326	25.621	15.193	30.966	31.546	248.8
7	1'42.693	25.507	15.227	30.469	31.490	247.7	7	1'42.693	25.507	15.227	30.469	31.490	247.7
8	1'42.456	25.450	15.248	30.369	31.389	247.7	8	1'42.456	25.450	15.248	30.369	31.389	247.7
9	1'43.165 *	25.52*	15.245	30.752	31.644*	244.3	9	1'43.165 *	25.52*	15.245	30.752	31.644*	244.3
10	1'42.869	25.543	15.258	30.618	31.450	246.5	10	1'42.869	25.543	15.258	30.618	31.450	246.5
11	1'43.330	25.481	15.439	30.621	31.789	244.8	11	1'43.330	25.481	15.439	30.621	31.789	244.8
12	1'41.594 P	26.678	15.732	31.598	27.586	233.2	12	1'41.594 P	26.678	15.732	31.598	27.586	233.2
13	1'47.688 *	30.156	15.446	30.668*	31.418	245.4	13	1'47.688 *	30.156	15.446	30.668*	31.418	245.4
14	1'42.238	25.357	15.219	30.329	31.333	244.3	14	1'42.238	25.357	15.219	30.329	31.333	244.3
15	1'42.091	25.343	15.140	30.315	31.293	246.0	15	1'42.091	25.343	15.140	30.315	31.293	246.0
16	1'42.674 *	25.44*	15.245	30.403	31.580	245.4	16	1'42.674 *	25.44*	15.245	30.403	31.580	245.4
17	1'42.394	25.354	15.254	30.418	31.368	244.8	17	1'42.394	25.354	15.254	30.418	31.368	244.8
18	1'42.682 *	25.355	15.349	30.493	31.485*	245.4	18	1'42.682 *	25.355	15.349	30.493	31.485*	245.4
19	1'42.460 *	25.336	15.273	30.465*	31.386	247.1	19	1'42.460 *	25.336	15.273	30.465*	31.386	247.1
7th 13 Celestino VIETTI Fantic Racing ITA Runs=2 Total laps=19 Full laps=16 Valid laps=12							10th 14 Tony ARBOLINO Elf Marc VDS Racing ITA Runs=2 Total laps=18 Full laps=15 Valid laps=12						
1	4'02.794 *	32.825	16.020	31.776	32.613*	240.0	1	3'00.863 *	30.037	15.748	31.188	32.140*	243.7
2	1'43.556	25.758	15.330	30.677	31.791	248.2	2	1'42.949	25.500	15.294	30.542	31.613	248.2
3	1'43.103	25.492	15.270	30.634	31.707	249.4	3	1'42.415	25.335	15.264	30.332	31.484	248.8
4	1'42.848	25.451	15.229	30.667	31.501	248.8	4	1'42.326	25.384	15.206	30.301	31.435	248.8
5	1'42.854	25.556	15.354	30.508	31.436	248.8	5	1'42.208	25.306	15.179	30.267	31.456	249.4
6	1'42.420	25.329	15.199	30.503	31.389	248.2	6	1'43.709 *	25.356	15.186	31.125*	32.042*	248.2
7	1'42.204	25.231	15.206	30.447	31.320	248.8	7	1'42.819	25.473	15.340	30.536	31.470	247.1
8	1'42.152	25.251	15.147	30.351	31.403	248.8	8	1'42.372	25.354	15.167	30.364	31.487	249.4
9	1'42.250 *	25.29*	15.242	30.457	31.261	248.8	9	1'42.840 P	27.242	15.518	31.368*	28.712	242.6
10	1'45.191 P	29.286	15.947	31.867	28.091	234.2	10	1'48.784	29.957	15.599	31.224	32.004	243.2
11	1'52.147	33.557	15.579	31.115	31.896	244.8	11	1'42.100	25.341	15.223	30.256	31.280	247.1
12	1'42.505 *	25.353	15.170	30.680*	31.302	247.1	12	1'47.078	26.589	15.588	31.159	33.742	242.1
13	1'41.963	25.208	15.186	30.253	31.316	247.7	13	1'42.580 *	25.160	15.172	30.742*	31.506	249.4
14	1'42.035	25.271	15.203	30.294	31.267	248.2	14	1'43.435	26.047	15.323	30.496	31.569	247.1
15	1'42.268 *	25.38*	15.232	30.297*	31.358	248.8							
16	1'42.055 *	25.250	15.161	30.262*	31.382	248.8							
17	1'42.207	25.268	15.144	30.489	31.306	249.4							
18	1'42.100	25.312	15.194	30.353	31.241	248.8							
19	1'41.989	25.296	15.158	30.305	31.230	247.7							

Fastest Lap: Sam LOWES Elf Marc VDS Racing GBR **1'41.170** 25.042 15.031 30.110 30.987

These data/results cannot be reproduced, stored and/or transmitted in whole or in part by any manner of electronic, mechanical, photocopying, recording, broadcasting or otherwise now known or herein after developed without the previous express consent by the copyright owner, except for reproduction in daily press and regular printed publications on sale to the public within 60 days of the event related to those data/results and always provided that copyright symbol appears together as follows below.
© DORNA, 2023

Practice Nr. 1

Moto2

Lap	Lap Time	T1	T2	T3	T4	Speed	Lap	Lap Time	T1	T2	T3	T4	Speed		
15	1'42.474	25.322	15.282	30.407	31.463	248.2	5	1'44.101	25.805	15.217	31.247	31.832	249.4		
16	1'46.914 *	28.22*	15.560	31.143	31.982	244.8	6	1'44.368 *	25.790	15.273	31.272*	32.033	247.1		
17	1'50.124	25.342	15.259	31.449	38.074	248.2	7	1'43.504	25.670	15.308	30.783	31.743	248.2		
18	1'42.568	25.468	15.213	30.411	31.476	248.2	8	1'43.460	25.619	15.441	30.676	31.724	245.4		
	PIT	27.393	15.977	31.612	28.426	242.6	9	1'47.512 P	25.656	15.333	30.849*	35.674	246.0		
11th	12	Filip SALAC					QJMOTOR Gresini M CZE								
		Runs=2	Total laps=19	Full laps=16	Valid laps=13										
1	2'43.670	29.981	16.195	34.161	33.514	243.7	10	1'55.969	34.264	17.569	31.981	32.155	194.5		
2	1'47.600 *	26.72 *	15.614	32.506	32.759	246.5	11	1'42.995	25.670	15.328	30.505	31.492	247.7		
3	1'45.470	25.904	15.329	32.054	32.183	248.2	12	1'42.160	25.278	15.148	30.311	31.423	249.4		
4	1'43.159	25.652	15.253	30.591	31.663	247.1	13	1'42.270	25.319	15.226	30.341	31.384	247.7		
5	1'42.953	25.497	15.277	30.540	31.639	248.2	14	1'42.285	25.274	15.212	30.225	31.574	248.2		
6	1'46.828 *	25.479	15.257	30.841*	35.251	247.7	15	1'42.624	25.477	15.256	30.468	31.423	248.8		
7	1'42.738	25.483	15.259	30.400	31.596	246.5	16	1'42.283	25.345	15.215	30.290	31.433	249.4		
8	1'42.488	25.382	15.195	30.550	31.361	248.8	17	1'47.711	28.473	16.477	30.993	31.768	230.2		
9	1'42.452 *	25.406	15.132	30.515*	31.399*	250.0	18	1'42.240	25.401	15.158	30.321	31.360	250.0		
10	1'49.104	25.363	15.271	32.816	35.654	246.0	14th	54	Fermín ALDEGUER					CAG SpeedUp	SPA
11	1'41.596 P	25.430	15.246	30.620	30.300	246.5			Runs=3	Total laps=18	Full laps=13	Valid laps=11			
12	1'54.894	33.156	16.024	32.197	33.517	243.2	1	2'04.762	30.604	16.101	32.234	32.635	241.6		
13	1'46.519	27.289	15.365	31.155	32.710	248.2	2	1'44.116	26.139	15.476	30.713	31.788	244.8		
14	1'44.782	25.550	15.725	31.360	32.147	244.8	3	1'43.103	25.566	15.365	30.530	31.642	246.5		
15	1'43.049	25.365	15.252	30.830	31.602	247.7	4	1'42.889 *	25.419	15.311	30.440	31.719*	243.7		
16	1'42.315	25.307	15.199	30.455	31.354	248.2	5	1'42.687	25.452	15.216	30.456	31.563	247.7		
17	1'42.113	25.246	15.194	30.260	31.413	246.5	6	1'42.964	25.510	15.255	30.435	31.764	246.0		
18	1'46.195	25.284	15.201	30.433	35.277	247.1	7	1'44.600 P	27.387	16.001	33.641	27.571	241.0		
19	1'42.150	25.319	15.238	30.296	31.297	246.5	8	1'49.402	29.321	16.302	31.916	31.863	236.3		
12th	16	Joe ROBERTS					Italtrans Racing Team USA								
		Runs=2	Total laps=19	Full laps=16	Valid laps=12		9	1'42.390	25.355	15.271	30.422	31.342	243.2		
1	3'08.045	31.385	16.166	33.009	33.385	241.6	10	1'42.165	25.293	15.250	30.283	31.339	247.7		
2	1'45.274	26.434	15.535	31.105	32.200	244.8	11	1'43.758	26.026	15.475	30.793	31.464	244.8		
3	1'43.695	25.806	15.367	30.666	31.856	246.0	12	1'42.243	25.276	15.274	30.304	31.389	247.1		
4	1'43.192	25.658	15.282	30.564	31.688	246.0	13	1'43.310 P	26.914	16.281	32.312	27.803	238.9		
5	1'43.156 *	25.57*	15.333	30.537	31.711	244.3	14	1'48.074	29.574	15.409	31.255	31.836	247.1		
6	1'43.240 *	25.480	15.308	30.671*	31.781	246.0	15	1'42.208 *	25.242	15.193	30.355*	31.418	247.7		
7	1'42.837	25.457	15.293	30.503	31.584	246.5	16	1'42.410	25.296	15.241	30.343	31.530	247.7		
8	1'42.466	25.463	15.217	30.328	31.458	246.5	17	1'49.718	28.733	17.262	31.886	31.837	205.7		
9	1'42.424 *	25.436	15.195	30.316*	31.477*	246.0	18	1'43.315	25.353	15.226	30.767	31.969	248.2		
10	1'42.140	25.307	15.182	30.306	31.345	246.0	15th	18	Manuel GONZALEZ					Correos Prepago Yam	SPA
11	1'45.226	25.402	15.348	31.710	32.766	243.7			Runs=1	Total laps=8	Full laps=7	Valid laps=6			
12	1'41.568 P	25.336	15.190	31.891	29.151	245.4	1	2'05.880	29.532	15.579	32.185	32.160	247.1		
13	1'49.835	30.265	15.650	31.911	32.009	244.3	2	1'44.545	26.089	15.270	31.114	32.072	250.0		
14	1'43.079	25.707	15.277	30.545	31.550	245.4	3	1'43.101	25.753	15.139	30.630	31.579	251.1		
15	1'42.172	25.291	15.164	30.388	31.329	247.1	4	1'43.101	25.626	15.148	30.753	31.574	250.0		
16	1'41.959 *	25.265	15.136	30.289*	31.269	248.2	5	1'42.942	25.495	15.099	30.777	31.571	251.1		
17	1'43.979	25.399	15.207	31.524	31.849	248.8	6	1'42.856 *	25.46*	15.199	30.640	31.549	250.5		
18	1'51.275	25.704	17.950	34.379	33.242	143.4	7	1'56.358	30.920	16.081	33.798	35.559	233.2		
19	1'42.936	25.408	15.175	30.654	31.699	248.2	8	1'42.430	25.488	15.095	30.573	31.274	251.7		
13th	79	Ai OGURA					IDEMITSU Honda Tea JPN								
		Runs=2	Total laps=18	Full laps=15	Valid laps=13			unfinished	25.431	15.159	30.551		250.5		
1	2'42.387	31.967	16.315	33.151	33.348	240.5	16th	11	Sergio GARCIA					Pons Wegow Los40	SPA
2	1'46.337	26.762	15.751	31.630	32.194	244.8			Runs=2	Total laps=18	Full laps=15	Valid laps=12			
3	1'44.784	26.131	15.512	31.236	31.905	249.4	1	2'05.620	29.584	16.090	32.009	32.306	246.0		
4	1'44.325 *	25.87*	15.483	31.129	31.842	248.2	2	1'44.958	25.968	15.185	31.046	32.759	250.0		
							3	1'43.584	25.923	15.229	30.874	31.558	251.1		
							4	1'43.348	25.838	15.144	30.699	31.667	250.0		
							5	1'43.644	25.941	15.209	30.869	31.625	248.8		
							6	1'43.636	25.821	15.201	30.953	31.661	250.0		

Fastest Lap: Sam LOWES Elf Marc VDS Racing GBR **1'41.170** 25.042 15.031 30.110 30.987

These data/results cannot be reproduced, stored and/or transmitted in whole or in part by any manner of electronic, mechanical, photocopying, recording, broadcasting or otherwise now known or herein after developed without the previous express consent by the copyright owner, except for reproduction in daily press and regular printed publications on sale to the public within 60 days of the event related to those data/results and always provided that copyright symbol appears together as follows below.
© DORNA, 2023

Practice Nr. 1

Moto2

Lap	Lap Time	T1	T2	T3	T4	Speed	Lap	Lap Time	T1	T2	T3	T4	Speed	
7	1'43.820	25.869	15.247	30.943	31.761	248.2	19th 84 Zonta VD GOORBE Runs=2 Total laps=17 Full laps=14 Valid laps=12	1	2'02.341	30.210	16.143	32.708	33.138	241.6
8	1'47.852	25.789	15.264	31.900	34.899	247.1		2	1'46.676	26.972	15.723	31.564	32.417	243.7
9	1'43.519 *	25.775	15.310	30.851*	31.583	247.1		3	1'44.264	26.151	15.333	30.928	31.852	248.2
10	1'43.034	25.630	15.200	30.573	31.631	247.7		4	1'43.651 *	25.795	15.324	30.858	31.674*	250.5
11	1'48.641 P	27.906	18.618	32.879	29.238	217.7		5	1'43.210	25.793	15.136	30.735	31.546	248.2
12	1'49.151	30.816	15.467	31.059	31.809	245.4		6	1'43.296	25.700	15.203	30.716	31.677	248.8
13	1'43.215 *	25.589	15.191	30.918*	31.517	247.1		7	1'48.678	25.744	15.254	34.720	32.960	247.1
14	1'42.822	25.489	15.154	30.724	31.455	247.1		8	1'42.619	25.571	15.163	30.504	31.381	248.2
15	1'42.745	25.577	15.155	30.559	31.454	247.1		9	1'48.211 P	28.622	15.512	35.198	28.879	245.4
16	1'45.455 *	26.24*	16.288	31.368	31.556	235.8		10	1'49.936	29.912	15.648	31.664	32.712	243.2
17	1'42.454	25.527	15.164	30.443	31.320	248.2		11	1'43.750	25.933	15.201	30.824	31.792	246.5
18	1'42.631	25.567	15.135	30.493	31.436	247.7		12	1'43.121 *	25.61*	15.218	30.824	31.467	248.2
	PIT	30.378	17.341	35.695	31.861	160.0		13	1'42.894	25.495	15.172	30.679	31.548	247.1
17th 52 Jeremy ALCOBA	Runs=2 Total laps=19 Full laps=16 Valid laps=12	QJMOTOR Gresini M SPA												
1	2'37.934	33.485	16.359	32.468	32.951	240.5		14	1'50.745	25.481	15.226	36.010	34.028	246.5
2	1'44.900	26.173	15.610	31.041	32.076	246.5		15	1'47.240	25.602	15.311	30.742	35.585	245.4
3	1'44.136	25.842	15.464	30.905	31.925	247.1		16	1'50.999	26.239	15.999	36.543	32.218	226.4
4	1'43.666	25.767	15.395	30.726	31.778	246.5	17	1'51.299	25.586	15.297	36.555	33.861	243.7	
5	1'53.228	28.970	17.970	34.409	31.879	166.6	20th 3 Lukas TULOVIC	Runs=2 Total laps=17 Full laps=14 Valid laps=12	Liqui Moly Husqvarna GER					
6	1'43.672 *	25.739	15.340	30.937*	31.656	248.8	1	1'57.245	30.555	16.032	31.788	32.736	242.6	
7	1'43.139 *	25.60*	15.363	30.605	31.562	247.7	2	1'44.716	26.126	15.398	30.979	32.213	247.1	
8	1'43.728	25.843	15.381	30.804	31.700	247.1	3	1'44.155	25.826	15.367	30.872	32.090	247.7	
9	1'43.886 *	25.690	15.326	31.257*	31.613*	248.8	4	1'44.019	25.720	15.391	30.843	32.065	244.8	
10	1'43.385	25.587	15.378	30.758	31.662	248.8	5	1'48.069	29.329	15.493	31.467	31.780	247.1	
11	1'41.458 P	25.534	15.278	32.455	28.191	247.7	6	1'43.127	25.623	15.296	30.530	31.678	247.7	
12	1'49.292 *	30.627	15.600	31.227*	31.838	243.2	7	1'48.020 *	25.821	15.485	33.401	33.313*	241.0	
13	1'43.000	25.513	15.323	30.575	31.589	245.4	8	1'44.385	25.783	15.450	31.077	32.075	243.2	
14	1'42.487	25.328	15.256	30.471	31.432	247.1	9	1'43.463	25.719	15.304	30.663	31.777	247.1	
15	1'42.815	25.446	15.329	30.588	31.452	247.7	10	1'44.399	25.552	15.398	31.380	32.069	246.0	
16	1'42.751 *	25.486	15.328	30.582*	31.355	247.1	11	1'41.107 P	25.516	15.275	31.732	28.584	247.1	
17	1'46.826	25.526	15.338	30.596	35.366	246.5	12	1'46.781	28.329	15.461	31.110	31.881	244.8	
18	1'43.105	25.614	15.272	30.700	31.519	247.7	13	1'42.851 *	25.52*	15.187	30.526	31.610	247.1	
19	1'42.745	25.460	15.333	30.476	31.476	247.1	14	1'43.100	25.470	15.193	30.740	31.697	248.8	
18th 71 Dennis FOGGIA	Runs=2 Total laps=17 Full laps=14 Valid laps=10	Italtrans Racing Team ITA												
1	2'43.808	29.745	15.971	34.123	33.419	247.1	15	1'42.865	25.409	15.192	30.542	31.722	248.2	
2	1'46.117	26.741	15.589	31.468	32.319	250.0	16	1'43.597	25.503	15.305	30.816	31.973	247.1	
3	1'43.859	25.988	15.439	30.753	31.679	249.4	17	1'43.368	25.526	15.345	30.668	31.829	247.7	
4	1'43.830	25.827	15.322	30.866	31.815	248.8	21st 64 Bo BENDSNEYDER	Runs=2 Total laps=19 Full laps=16 Valid laps=13	Pertamina Mandalika NED					
5	1'43.479	25.699	15.288	30.685	31.807	248.8	1	2'33.307	31.255	16.339	31.904	32.342	237.3	
6	1'49.084 *	25.773	15.470	33.274*	34.567	246.0	2	1'44.028	25.901	15.448	30.942	31.737	244.3	
7	1'43.598	25.787	15.224	30.932	31.655	248.8	3	1'43.301	25.701	15.339	30.689	31.572	244.8	
8	1'43.308	25.694	15.272	30.622	31.720	248.8	4	1'43.153	25.577	15.475	30.472	31.629	247.7	
9	1'43.157 *	25.576	15.234	30.585*	31.762*	248.8	5	1'43.175	25.481	15.378	30.680	31.636	244.8	
10	1'40.761 P	25.694	15.278	30.653	29.136	246.0	6	1'43.110	25.526	15.333	30.574	31.677	244.3	
11	1'46.027	28.001	15.454	30.812	31.760	246.0	7	1'43.051	25.545	15.309	30.615	31.582	244.8	
12	1'42.555	25.512	15.200	30.437	31.406	248.2	8	1'43.089	25.528	15.311	30.593	31.657	246.0	
13	1'43.202	25.830	15.277	30.506	31.589	248.2	9	1'50.215 *	27.992	17.426	32.553*	32.244*	162.4	
14	1'42.563 *	25.541	15.259	30.408*	31.355	249.4	10	1'43.095	25.594	15.354	30.510	31.637	244.8	
15	1'42.675	25.557	15.210	30.415	31.493	248.8	11	1'42.988	25.480	15.263	30.598	31.647	244.8	
16	1'49.086 *	25.744	16.191	35.072*	32.079	193.5	12	1'42.937	25.479	15.281	30.561	31.616	245.4	
17	1'44.893	25.786	15.310	32.109	31.688	246.5	13	1'39.323 P	25.548	15.281	30.619	27.875	246.0	
							14	1'54.349	33.099	16.060	33.457	31.733	228.3	

Fastest Lap: Sam LOWES Elf Marc VDS Racing GBR **1'41.170** 25.042 15.031 30.110 30.987

These data/results cannot be reproduced, stored and/or transmitted in whole or in part by any manner of electronic, mechanical, photocopying, recording, broadcasting or otherwise now known or herein after developed without the previous express consent by the copyright owner, except for reproduction in daily press and regular printed publications on sale to the public within 60 days of the event related to those data/results and always provided that copyright symbol appears together as follows below.
© DORNA, 2023

Practice Nr. 1

Moto2

Lap	Lap Time	T1	T2	T3	T4	Speed	Lap	Lap Time	T1	T2	T3	T4	Speed
15	1'42.731 *	25.61 *	15.228	30.375	31.511	245.4	8	1'44.167	25.687	15.455	30.929	32.096	242.1
16	1'42.958 *	25.626	15.263	30.494 *	31.575	245.4	9	1'45.597 *	25.858	15.398	32.131	32.210 *	245.4
17	1'43.153	25.612	15.330	30.530	31.681	245.4	10	1'44.114 *	25.860	15.394	30.883	31.977 *	246.0
18	1'43.120	25.574	15.282	30.585	31.679	245.4	11	1'44.120 *	25.838	15.431	31.028 *	31.823	242.6
19	1'43.109	25.540	15.311	30.518	31.740	246.5	12	1'43.702 *	25.766	15.394	30.672 *	31.870 *	245.4
22nd 24 Marcos RAMIREZ Forward Team SPA							25th 72 Borja GOMEZ Fantic Racing SPA						
Runs=2 Total laps=17 Full laps=14 Valid laps=11							Runs=2 Total laps=18 Full laps=15 Valid laps=10						
1	2'12.399	29.831	16.026	32.335	32.733	243.2	1	2'42.621	30.394	15.982	33.398	33.108	245.4
2	1'45.689 *	26.42 *	15.599	31.391	32.273	246.0	2	1'46.029	26.614	15.732	31.371	32.312	245.4
3	1'44.982 *	26.06 *	15.445	31.240	32.232	248.8	3	1'44.540	25.850	15.503	31.082	32.105	246.0
4	1'47.353	25.878	15.460	33.909	32.106	241.0	4	1'44.100	25.702	15.433	30.961	32.004	245.4
5	1'44.216	25.797	15.421	31.007	31.991	247.1	5	1'45.477	25.710	15.429	31.839	32.499	246.5
6	1'43.891	25.778	15.354	30.909	31.850	246.0	6	1'45.531 *	25.950	15.412	31.962 *	32.207	248.2
7	1'46.800	26.994	16.149	31.462	32.195	246.5	7	1'43.479	25.552	15.291	30.893	31.743	248.2
8	1'43.604	25.660	15.374	30.780	31.790	247.7	8	1'44.286	25.739	15.348	31.237	31.962	247.7
9	1'46.318 P	26.979	18.249	32.496	28.594	234.7	9	1'46.156 *	25.743	15.336	32.953 *	32.124 *	247.7
10	1'57.618	30.913	17.967	34.518	34.220	189.8	10	1'40.325 P	25.606	15.378	31.488	27.853	246.0
11	1'44.406	25.739	15.406	30.860	32.401	245.4	11	1'54.956	31.405	16.705	33.564	33.282	238.4
12	1'43.193	25.539	15.290	30.618	31.746	247.7	12	1'45.996 *	25.543	15.327	31.320 *	33.806	247.1
13	1'48.395	25.478	15.286	30.596	37.035	247.1	13	1'43.302	25.428	15.245	30.953	31.676	247.7
14	1'43.019 *	25.49 *	15.291	30.648	31.586	247.7	14	1'43.495 *	25.524	15.324	30.750	31.897 *	246.5
15	1'46.077	25.547	15.343	32.239	32.948	245.4	15	1'44.377 *	26.09 *	15.437	30.937	31.913	245.4
16	1'43.024	25.521	15.298	30.526	31.679	248.2	16	1'43.361	25.532	15.309	30.737	31.783	247.1
17	1'48.822	25.467	15.337	32.767	35.251	247.1	17	1'43.424	25.530	15.389	30.729	31.776	245.4
23rd 28 Izan GUEVARA Autosolar GASGAS A SPA							26th 4 Sean Dylan KELLY American Racing USA						
Runs=2 Total laps=18 Full laps=15 Valid laps=11							Runs=2 Total laps=20 Full laps=17 Valid laps=14						
1	2'38.197	32.661	16.212	33.130	33.463	243.7	1	1'59.030	30.314	16.126	32.222	32.818	242.1
2	1'45.513	26.293	15.413	31.509	32.298	249.4	2	1'44.819	26.214	15.457	30.957	32.191	246.0
3	1'44.849	26.210	15.455	31.242	31.942	248.2	3	1'43.604	25.627	15.259	30.787	31.931	245.4
4	1'44.011	25.827	15.380	30.972	31.832	246.5	4	1'44.138	25.844	15.503	30.893	31.898	248.2
5	1'49.075 *	26.20 *	16.118	33.198	33.551	246.0	5	1'51.310	29.885	15.476	33.918	32.031	246.5
6	1'44.070 *	25.800	15.305	31.173 *	31.792	248.8	6	1'43.861	25.715	15.370	30.874	31.902	245.4
7	1'43.442	25.648	15.304	30.789	31.701	247.7	7	1'43.686	25.636	15.303	30.843	31.904	246.5
8	1'42.476 P	27.181	15.798	31.242	28.255	248.2	8	1'43.717	25.652	15.343	30.757	31.965	245.4
9	1'48.511	29.659	15.583	31.348	31.921	248.2	9	1'46.297 *	25.80 *	15.398	30.829	34.264	246.0
10	1'43.238	25.607	15.211	30.763	31.657	247.7	10	1'43.970	25.779	15.403	30.839	31.949	245.4
11	1'43.666	25.632	15.257	30.734	32.043	250.5	11	1'47.391 P	25.79 *	19.558	33.196	28.844	233.7
12	1'47.836 *	25.60 *	15.911	32.806 *	33.512	213.4	12	1'49.138	30.448	15.599	31.056	32.035	241.6
13	1'43.588	25.684	15.352	30.716	31.836	247.1	13	1'43.537	25.569	15.368	30.777	31.823	243.7
14	1'47.415	25.836	16.775	32.027	32.777	198.8	14	1'43.597 *	25.577	15.324	30.915 *	31.781	245.4
15	1'43.625 *	25.78 *	15.254	30.705	31.882	248.8	15	1'47.151 *	25.65 *	16.168	33.340	31.990	219.9
16	1'49.357	29.604	15.726	31.915	32.112	244.8	16	1'43.470	25.589	15.301	30.867	31.713	246.5
17	1'43.186	25.673	15.267	30.617	31.629	248.2	17	1'49.673	25.565	15.270	30.880	37.958	247.7
18	1'49.671	27.761	15.525	33.370	33.015	248.2	18	1'43.321	25.636	15.327	30.604	31.754	247.7
24th 33 Rory SKINNER American Racing GBR							20 1'43.340 25.643 15.276 30.708 31.713 247.7						
Runs=2 Total laps=18 Full laps=15 Valid laps=8													
1	2'19.893	31.202	16.244	32.957	33.457	239.4	19	1'46.754	25.763	15.259	30.784	34.948	247.7
2	1'45.700	26.485	15.522	31.522	32.171	245.4	20	1'43.340	25.643	15.276	30.708	31.713	247.7
3	1'44.808	26.154	15.450	31.108	32.096	243.2							
4	1'39.583 P	25.752	15.419	31.654	26.758	246.5							
5	1'49.969 *	29.911	15.823	31.818 *	32.417	242.6							
6	1'44.490	25.955	15.444	30.972	32.119	243.2							
7	1'43.921	25.745	15.411	30.754	32.011	243.7							

Fastest Lap: Sam LOWES Elf Marc VDS Racing GBR 1'41.170 25.042 15.031 30.110 30.987

These data/results cannot be reproduced, stored and/or transmitted in whole or in part by any manner of electronic, mechanical, photocopying, recording, broadcasting or otherwise now known or herein after developed without the previous express consent by the copyright owner, except for reproduction in daily press and regular printed publications on sale to the public within 60 days of the event related to those data/results and always provided that copyright symbol appears together as follows below.
© DORNA, 2023

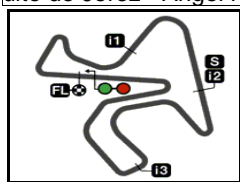
Practice Nr. 1

Moto2

Lap	Lap Time	T1	T2	T3	T4	Speed	Lap	Lap Time	T1	T2	T3	T4	Speed
27th	19	Lorenzo DALLA PO Pertamina Mandalika ITA					30th	2	Soichiro MINAMIMO Correos Prepagó Yam JPN				
	Runs=2	Total laps=14		Full laps=11		Valid laps=10		Runs=2	Total laps=19		Full laps=16		Valid laps=6
1	2'26.436	30.887	16.494	33.555	33.684	240.5	1	2'01.944	30.805	16.511	33.424	34.229	241.6
2	1'47.449	27.230	15.805	31.697	32.717	243.7	2	1'48.849 *	27.194	15.913	32.395	33.347*	240.5
3	1'46.118	26.591	15.693	31.433	32.401	244.3	3	1'47.482 *	26.654	15.814	31.829	33.185*	246.5
4	1'44.476	26.089	15.538	30.953	31.896	246.0	4	1'47.006	26.511	15.769	31.739	32.987	244.8
5	1'43.893	25.795	15.440	30.853	31.805	247.1	5	1'46.840 *	26.500	15.786	31.814	32.740*	244.8
6	2'40.455 P	25.695	15.384	1'28.092	31.284	246.5	6	1'46.720 *	26.517	15.506	31.772	32.925*	247.7
7	1'58.120	36.932	16.042	32.342	32.804	242.6	7	1'46.686	26.394	15.666	31.937	32.689	244.8
8	1'45.441 *	26.531	15.483	31.436*	31.991	244.8	8	1'45.729 *	<u>26.048</u>	15.592	31.643	32.446*	246.0
9	1'44.037	25.806	15.361	30.983	31.887	246.0	9	1'46.180 *	26.171	15.592	31.644	32.773*	245.4
10	1'49.872	30.432	16.369	31.277	31.794	234.7	10	1'47.985 P	27.36*	16.662	31.977	31.979	236.3
11	1'43.675	25.774	15.372	30.848	<u>31.681</u>	246.5	11	1'54.352	33.202	15.722	32.576	32.852	237.8
12	<u>1'43.367</u>	25.633	15.317	<u>30.730</u>	31.687	<u>247.7</u>	12	1'46.093	26.259	15.673	31.675	32.486	241.0
13	1'43.513	<u>25.536</u>	<u>15.308</u>	30.912	31.757	246.5	13	1'46.505 *	26.306	15.463	31.676*	33.060*	245.4
14	1'55.993	25.583	15.368	36.704	38.338	246.5	14	1'45.416	26.182	15.511	31.384	<u>32.339</u>	245.4
							15	1'45.681 *	26.255	15.678	<u>31.218</u>	32.530*	243.2
28th	17	Alex ESCRIG Forward Team SPA					16	1'52.132 *	26.35*	15.918	34.262	35.594	242.6
	Runs=3	Total laps=16		Full laps=11		Valid laps=11	17	1'45.615	26.123	<u>15.459</u>	31.530	32.503	245.4
1	3'38.159	37.177	16.893	33.889	34.057	237.3	18	1'45.457 *	26.184	15.467	31.286	32.520*	247.1
2	1'48.446	27.394	15.930	32.190	32.932	242.6	19	<u>1'45.371</u>	26.192	15.463	31.336	32.380	246.0
3	1'45.836	26.546	15.654	31.401	32.235	242.6							
4	1'46.039	26.338	15.531	31.188	32.982	246.5							
5	1'44.727	25.940	15.368	31.422	31.997	247.7							
6	1'50.337 P	30.842	16.039	32.637	30.819	238.4							
7	1'52.722	31.725	15.971	32.103	32.923	242.6							
8	1'45.174	26.318	15.577	31.192	32.087	245.4							
9	1'44.163	25.920	15.380	30.804	32.059	246.5							
10	1'44.365	25.916	15.352	31.249	31.848	246.0							
11	1'45.434 P	26.156	16.058	32.842	30.378	233.7							
12	1'53.558	32.204	16.046	32.901	32.407	244.8							
13	1'45.116	26.534	15.385	31.338	31.859	247.1							
14	<u>1'43.532</u>	<u>25.756</u>	<u>15.268</u>	<u>30.743</u>	<u>31.765</u>	<u>248.2</u>							
15	1'50.382	28.364	16.727	32.472	32.819	187.8							
16	1'43.938	25.798	15.338	30.868	31.934	247.1							
29th	8	Senna AGIUS Liqui Moly Husqvarna AUS											
	Runs=3	Total laps=17		Full laps=12		Valid laps=8							
1	2'10.905	30.243	16.217	32.904	33.192	244.3							
2	1'46.387	26.667	15.656	31.718	32.346	246.0							
3	1'45.445 *	26.303	15.486	31.559*	32.097	247.1							
4	1'44.632	25.967	15.469	31.184	32.012	247.1							
5	1'44.521	25.860	15.397	31.019	32.245	247.7							
6	1'44.440 *	25.892	15.500	31.196	31.852*	<u>249.4</u>							
7	1'41.298 P	26.066	15.451	31.607	28.174	247.1							
8	1'49.629	29.213	15.771	31.764	32.881	244.3							
9	1'45.273	26.130	15.528	31.237	32.378	247.1							
10	1'44.755 *	26.08*	15.488	30.958	32.224	247.7							
11	1'44.722	25.951	15.485	31.119	32.167	245.4							
12	1'41.354 P	26.223	15.690	31.252	28.189	244.3							
13	1'48.650	29.476	15.649	31.369	32.156	244.8							
14	1'44.331 *	25.96*	15.496	30.935	31.933	247.1							
15	1'43.788	25.721	<u>15.383</u>	30.812	31.872	248.8							
16	<u>1'43.588</u>	<u>25.705</u>	15.442	30.694	<u>31.747</u>	247.1							
17	1'43.776	25.810	15.388	<u>30.690</u>	31.888	247.7							

Fastest Lap: Sam LOWES Elf Marc VDS Racing GBR **1'41.170** 25.042 15.031 30.110 30.987

These data/results cannot be reproduced, stored and/or transmitted in whole or in part by any manner of electronic, mechanical, photocopying, recording, broadcasting or otherwise now known or herein after developed without the previous express consent by the copyright owner, except for reproduction in daily press and regular printed publications on sale to the public within 60 days of the event related to those data/results and always provided that copyright symbol appears together as follows below.
© DORNA, 2023



4423 m.

GRAN PREMIO MotoGP™ GURU BY GRYPIN DE ESPAÑA

Practice Nr. 1

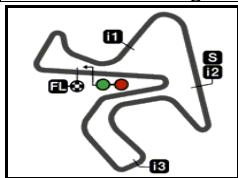
Best Partial Times

IT Ideal Lap Time, sum of the best partial times

BT Best Lap Time

T1		T2		T3		T4				IT		BT
Pos	Rider	Time	Rider	Time	Rider	Time	Rider	Time	Pos	Rider	IT	BT
1	P.ACOSTA	25.005	A.LOPEZ	14.967	S.CHANTRA	30.091	S.LOWES	30.987	1	S.LOWES	1'41.170	1'41.170 (1)
2	S.LOWES	25.042	S.CHANTRA	15.005	S.LOWES	30.110	A.LOPEZ	31.160	2	S.CHANTRA	1'41.400	1'41.400 (2)
3	A.CANET	25.051	A.CANET	15.007	P.ACOSTA	30.136	S.CHANTRA	31.177	3	P.ACOSTA	1'41.407	1'41.497 (4)
4	J.DIXON	25.094	S.LOWES	15.031	J.DIXON	30.162	A.ARENAS	31.178	4	A.CANET	1'41.453	1'42.018 (8)
5	S.CHANTRA	25.127	A.ARENAS	15.036	A.LOPEZ	30.199	P.ACOSTA	31.196	5	A.LOPEZ	1'41.489	1'41.489 (3)
6	T.ARBOLINO	25.160	P.ACOSTA	15.070	A.CANET	30.199	A.CANET	31.196	6	J.DIXON	1'41.573	1'41.634 (5)
7	A.LOPEZ	25.163	M.GONZALEZ	15.095	A.OGURA	30.225	J.DIXON	31.206	7	A.ARENAS	1'41.736	1'41.907 (6)
8	C.VIETTI	25.208	J.DIXON	15.111	C.VIETTI	30.253	C.VIETTI	31.230	8	C.VIETTI	1'41.835	1'41.963 (7)
9	A.ARENAS	25.238	F.SALAC	15.132	T.ARBOLINO	30.256	J.ROBERTS	31.269	9	T.ARBOLINO	1'41.863	1'42.100 (10)
10	F.ALDEGUER	25.242	S.GARCIA	15.135	F.SALAC	30.260	M.GONZALEZ	31.274	10	F.SALAC	1'41.935	1'42.113 (11)
11	F.SALAC	25.246	J.ROBERTS	15.136	F.ALDEGUER	30.283	T.ARBOLINO	31.280	11	J.ROBERTS	1'41.976	1'42.140 (12)
12	J.ROBERTS	25.265	Z.VD GOORBER	15.136	A.ARENAS	30.284	B.BALTUS	31.293	12	A.OGURA	1'42.007	1'42.160 (13)
13	A.OGURA	25.274	B.BALTUS	15.140	J.ROBERTS	30.306	F.SALAC	31.297	13	F.ALDEGUER	1'42.057	1'42.165 (14)
14	J.ALCOBA	25.328	C.VIETTI	15.144	B.BALTUS	30.315	S.GARCIA	31.320	14	B.BALTUS	1'42.084	1'42.091 (9)
15	B.BALTUS	25.336	A.OGURA	15.148	B.BENDSNEYDE	30.375	F.ALDEGUER	31.339	15	M.GONZALEZ	1'42.351	1'42.430 (15)
16	L.TULOVIC	25.409	T.ARBOLINO	15.167	D.FOGGIA	30.415	J.ALCOBA	31.355	16	S.GARCIA	1'42.387	1'42.454 (16)
17	B.GOMEZ	25.428	L.TULOVIC	15.187	S.GARCIA	30.443	D.FOGGIA	31.355	17	J.ALCOBA	1'42.410	1'42.487 (17)
18	M.GONZALEZ	25.431	F.ALDEGUER	15.193	J.ALCOBA	30.471	A.OGURA	31.360	18	D.FOGGIA	1'42.482	1'42.555 (18)
19	M.RAMIREZ	25.467	D.FOGGIA	15.200	Z.VD GOORBER	30.504	Z.VD GOORBER	31.381	19	Z.VD GOORBE	1'42.502	1'42.619 (19)
20	B.BENDSNEYDE	25.479	I.GUEVARA	15.211	L.TULOVIC	30.526	B.BENDSNEYDE	31.511	20	B.BENDSNEY	1'42.593	1'42.937 (21)
21	Z.VD GOORBER	25.481	B.BENDSNEYDE	15.228	M.RAMIREZ	30.526	M.RAMIREZ	31.586	21	L.TULOVIC	1'42.732	1'42.865 (20)
22	S.GARCIA	25.489	B.GOMEZ	15.245	M.GONZALEZ	30.551	L.TULOVIC	31.610	22	M.RAMIREZ	1'42.865	1'43.024 (22)
23	D.FOGGIA	25.512	J.ALCOBA	15.256	R.SKINNER	30.561	I.GUEVARA	31.629	23	I.GUEVARA	1'43.064	1'43.186 (23)
24	R.SKINNER	25.526	S.KELLY	15.259	S.KELLY	30.604	B.GOMEZ	31.676	24	B.GOMEZ	1'43.078	1'43.302 (25)

These data/results cannot be reproduced, stored and/or transmitted in whole or in part by any manner of electronic, mechanical, photocopying, recording, broadcasting or otherwise now known or herein after developed without the previous express consent by the copyright owner, except for reproduction in daily press and regular printed publications on sale to the public within 60 days of the event related to those data/results and always provided that copyright symbol appears together as follows below.
© DORNA, 2023



4423 m.

GRAN PREMIO MotoGP™ GURU BY GRYPIN DE ESPAÑA

Practice Nr. 1

Best Partial Times

IT Ideal Lap Time, sum of the best partial times

BT Best Lap Time

T1			T2			T3			T4				
<i>Pos</i>	<i>Rider</i>	<i>Time</i>	<i>Rider</i>	<i>Time</i>	<i>Rider</i>	<i>Time</i>	<i>Rider</i>	<i>Time</i>	<i>Pos</i>	<i>Rider</i>	<i>IT</i>	<i>BT</i>	
25	L.DALLA PORTA	25.536	A.ESCRIG	15.268	I.GUEVARA	30.617	L.DALLA PORTA	31.681	25	R.SKINNER	1'43.140	1'43.267	(24)
26	S.KELLY	25.565	M.RAMIREZ	15.286	S.AGIUS	30.690	S.KELLY	31.713	26	S.KELLY	1'43.141	1'43.321	(26)
27	I.GUEVARA	25.607	L.DALLA PORTA	15.308	B.GOMEZ	30.729	R.SKINNER	31.715	27	L.DALLA PORT	1'43.255	1'43.367	(27)
28	S.AGIUS	25.705	R.SKINNER	15.338	L.DALLA PORTA	30.730	S.AGIUS	31.747	28	S.AGIUS	1'43.525	1'43.588	(29)
29	A.ESCRIG	25.756	S.AGIUS	15.383	A.ESCRIG	30.743	A.ESCRIG	31.765	29	A.ESCRIG	1'43.532	1'43.532	(28)
30	S.MINAMIMOTO	26.048	S.MINAMIMOTO	15.459	S.MINAMIMOTO	31.218	S.MINAMIMOTO	32.339	30	S.MINAMIMOT	1'45.064	1'45.371	(30)

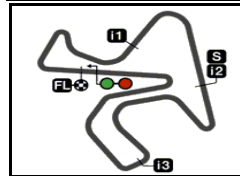
These data/results cannot be reproduced, stored and/or transmitted in whole or in part by any manner of electronic, mechanical, photocopying, recording, broadcasting or otherwise now known or herein after developed without the previous express consent by the copyright owner, except for reproduction in daily press and regular printed publications on sale to the public within 60 days of the event related to those data/results and always provided that copyright symbol appears together as follows below.
© DORNA, 2023




GRAN PREMIO MotoGP™ GURU BY GRYFIN DE ESPAÑA

Practice Nr. 1

Fastest Laps Sequence



4423 m.

Practice Time	 Rider	Nation	Motorcycle	Time	Km/h	Rider's Lap
3'40.126	21 Alonso LOPEZ	SPA	BOSCOSCURO	1'43.993	153.1	2
4'03.482	7 Barry BALTUS	BEL	KALEX	1'43.956	153.1	2
4'42.338	40 Aron CANET	SPA	KALEX	1'43.122	154.4	2
4'43.812	14 Tony ARBOLINO	ITA	KALEX	1'42.949	154.6	2
6'24.509	40 Aron CANET	SPA	KALEX	1'42.171	155.8	3
8'06.527	40 Aron CANET	SPA	KALEX	1'42.018	156.0	4
15'27.779	37 Pedro ACOSTA	SPA	KALEX	1'41.723	156.5	8
32'02.498	37 Pedro ACOSTA	SPA	KALEX	1'41.497	156.8	12
32'03.036	35 Somkiat CHANTRA	THA	KALEX	1'41.400	157.0	18
38'40.721	22 Sam LOWES	GBR	KALEX	1'41.170	157.3	16

These data/results cannot be reproduced, stored and/or transmitted in whole or in part by any manner of electronic, mechanical, photocopying, recording, broadcasting or otherwise now known or herein after developed without the previous express consent by the copyright owner, except for reproduction in daily press and regular printed publications on sale to the public within 60 days of the event related to those data/results and always provided that copyright symbol appears together as follows below.

© DORNA, 2023

Official MotoGP Timing by TISSOT
www.motogp.com

Jerez de la Frontera, Friday, April 28, 2023

