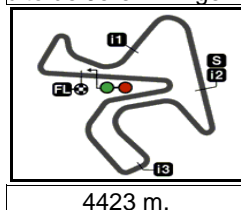


GRAN PREMIO MotoGP™ GURU BY GRYFIN DE ESPAÑA


Practice Nr. 1

Classification

3



4423 m.

		Rider	Nation	Team	Motorcycle	Time	Lap Total	Gap	Top Speed
1	53	Deniz ÖNCÜ	TUR	Red Bull KTM Ajo	KTM	1'46.173	12 16		213.8
2	5	Jaume MASIA	SPA	Leopard Racing	HONDA	1'46.581	14 14	0.408 0.408	210.5
3	96	Daniel HOLGADO	SPA	Red Bull KTM Tech3	KTM	1'46.702	14 16	0.529 0.121	213.4
4	99	José Antonio RUEDA	SPA	Red Bull KTM Ajo	KTM	1'46.919	12 14	0.746 0.217	214.7
5	71	Ayumu SASAKI	JPN	Liqui Moly Husqvarna Intact GP	HUSQVARNA	1'46.964	10 15	0.791 0.045	216.8
6	48	Ivan ORTOLÁ	SPA	Angeluss MTA Team	KTM	1'46.979	14 16	0.806 0.015	213.8
7	43	Xavier ARTIGAS	SPA	CFMOTO Racing PruestelGP	CFMOTO	1'46.984	12 16	0.811 0.005	218.1
8	7	Filippo FARIOLI	ITA	Red Bull KTM Tech3	KTM	1'47.069	14 14	0.896 0.085	214.2
9	10	Diogo MOREIRA	BRA	MT Helmets - MSI	KTM	1'47.075	9 14	0.902 0.006	214.7
10	80	David ALONSO	COL	Gaviota GASGAS Aspar M3	GASGAS	1'47.102	12 15	0.929 0.027	215.1
11	16	Andrea MIGNO	ITA	CIP Green Power	KTM	1'47.116	12 15	0.943 0.014	216.4
12	27	Kaito TOBA	JPN	SIC58 Squadra Corse	HONDA	1'47.179	14 16	1.006 0.063	213.4
13	6	Ryusei YAMANAKA	JPN	Gaviota GASGAS Aspar M3	GASGAS	1'47.211	13 15	1.038 0.032	214.7
14	19	Scott OGDEN	GBR	VisionTrack Racing Team	HONDA	1'47.265	14 14	1.092 0.054	211.7
15	55	Romano FENATI	ITA	Rivacold Snipers Team	HONDA	1'47.352	12 14	1.179 0.087	208.8
16	54	Riccardo ROSSI	ITA	SIC58 Squadra Corse	HONDA	1'47.494	15 15	1.321 0.142	213.8
17	18	Matteo BERTELLE	ITA	Rivacold Snipers Team	HONDA	1'47.743	16 16	1.570 0.249	213.0
18	95	Collin VEIJER	NED	Liqui Moly Husqvarna Intact GP	HUSQVARNA	1'47.899	13 16	1.726 0.156	213.8
19	66	Joel KELSO	AUS	CFMOTO Racing PruestelGP	CFMOTO	1'47.936	7 8	1.763 0.037	215.5
20	63	Syarifuddin AZMAN	MAL	MT Helmets - MSI	KTM	1'48.074	14 14	1.901 0.138	215.1
21	38	David SALVADOR	SPA	CIP Green Power	KTM	1'48.094	13 14	1.921 0.020	212.5
22	44	David MUÑOZ	SPA	BOE Motorsports	KTM	1'48.119	14 15	1.946 0.025	216.4
23	24	Tatsuki SUZUKI	JPN	Leopard Racing	HONDA	1'48.148	9 9	1.975 0.029	213.0
24	82	Stefano NEPA	ITA	Angeluss MTA Team	KTM	1'48.409	10 12	2.236 0.261	213.0
25	72	Taiyo FURUSATO	JPN	Honda Team Asia	HONDA	1'48.516	10 14	2.343 0.107	211.3
26	64	Mario AJI	INA	Honda Team Asia	HONDA	1'48.668	7 14	2.495 0.152	209.3
27	92	David ALMANSA	SPA	Finetwerk Intact GP	HUSQVARNA	1'48.857	14 15	2.684 0.189	210.1
28	22	Ana CARRASCO	SPA	BOE Motorsports	KTM	1'49.417	15 15	3.244 0.560	214.7
29	70	Joshua WHATLEY	GBR	VisionTrack Racing Team	HONDA	1'49.819	14 14	3.646 0.402	209.3

Practice condition: Dry

Air: 20°

Humidity: 65%

Ground: 21°

Fastest Lap:	Lap: 12	Deniz ÖNCÜ	1'46.173	149.9 Km/h
Best Race Lap:	2020	Jaume MASIA	1'46.060	150.1 Km/h
All Time Lap Record:	2021	Andrea MIGNO	1'44.988	151.6 Km/h

The results are provisional until the end of the limit for protest and appeals.

Time limit for protest expires 30' after publication of the results - Time:

These data/results cannot be reproduced, stored and/or transmitted in whole or in part by any manner of electronic, mechanical, photocopying, recording, broadcasting or otherwise now known or herein after developed without the previous express consent by the copyright owner, except for reproduction in daily press and regular printed publications on sale to the public within 60 days of the event related to those data/results and always provided that copyright symbol appears together as follows below.

© DORNA, 2023

Official MotoGP Timing by TISSOT
www.motogp.com

Jerez de la Frontera, Friday, April 28, 2023

moto3



GRAN PREMIO MotoGP™ GURU BY GRYFIN DE ESPAÑA

Practice Nr. 1

Top Speed & Average

4



Rider	Nation	Motorcycle	Top 5 speeds					Average	Top
43 Xavier ARTIGAS	SPA	CFMOTO	218.1	211.7	211.7	210.5	210.1	211.8	218.1
71 Ayumu SASAKI	JPN	HUSQVARNA	216.8	214.2	214.2	213.0	211.7	213.6	216.8
16 Andrea MIGNO	ITA	KTM	216.4	214.7	213.4	212.1	211.7	213.7	216.4
44 David MUÑOZ	SPA	KTM	216.4	213.4	213.0	213.0	212.5	213.7	216.4
66 Joel KELSO	AUS	CFMOTO	215.5	212.5	212.5	212.1	208.8	212.3	215.5
63 Syarifuddin AZMAN	MAL	KTM	215.1	214.7	214.7	214.2	213.8	214.5	215.1
80 David ALONSO	COL	GASGAS	215.1	213.8	213.8	213.4	212.5	213.4	215.1
6 Ryusei YAMANAKA	JPN	GASGAS	214.7	214.2	213.4	213.4	213.4	213.8	214.7
10 Diogo MOREIRA	BRA	KTM	214.7	213.8	213.8	213.8	213.4	213.9	214.7
22 Ana CARRASCO	SPA	KTM	214.7	213.4	211.7	211.7	210.9	212.5	214.7
99 José Antonio RUEDA	SPA	KTM	214.7	213.0	213.0	212.5	212.5	213.0	214.7
7 Filippo FARIOLI	ITA	KTM	214.2	213.0	211.3	210.5	209.3	211.3	214.2
48 Ivan ORTOLÁ	SPA	KTM	213.8	212.1	212.1	212.1	210.9	212.2	213.8
53 Deniz ÖNCÜ	TUR	KTM	213.8	213.4	211.7	211.7	211.3	212.2	213.8
54 Riccardo ROSSI	ITA	HONDA	213.8	211.7	210.1	209.7	209.3	210.9	213.8
95 Collin VEIJER	NED	HUSQVARNA	213.8	213.8	210.9	210.1	208.8	211.5	213.8
27 Kaito TOBA	JPN	HONDA	213.4	211.7	210.9	210.5	208.4	211.0	213.4
96 Daniel HOLGADO	SPA	KTM	213.4	213.4	213.0	212.5	212.1	212.9	213.4
18 Matteo BERTELLE	ITA	HONDA	213.0	212.5	212.5	210.5	209.7	211.6	213.0
24 Tatsuki SUZUKI	JPN	HONDA	213.0	211.3	211.3	210.1	210.1	211.2	213.0
82 Stefano NEPA	ITA	KTM	213.0	210.9	210.5	210.1	208.4	210.6	213.0
38 David SALVADOR	SPA	KTM	212.5	212.5	211.3	211.3	211.3	211.8	212.5
19 Scott OGDEN	GBR	HONDA	211.7	209.7	208.4	207.2	207.2	208.8	211.7
72 Taiyo FURUSATO	JPN	HONDA	211.3	211.3	210.9	210.5	210.1	210.8	211.3
5 Jaume MASIA	SPA	HONDA	210.5	210.5	210.1	210.1	209.7	210.1	210.5
92 David ALMANSA	SPA	HUSQVARNA	210.1	208.8	207.2	206.1	206.1	207.7	210.1
64 Mario AJI	INA	HONDA	209.3	206.1	206.1	205.7	204.9	206.4	209.3
70 Joshua WHATLEY	GBR	HONDA	209.3	206.5	206.5	205.3	205.3	206.6	209.3
55 Romano FENATI	ITA	HONDA	208.8	208.4	208.4	208.4	208.0	208.4	208.8

These data/results cannot be reproduced, stored and/or transmitted in whole or in part by any manner of electronic, mechanical, photocopying, recording, broadcasting or otherwise now known or herein after developed without the previous express consent by the copyright owner, except for reproduction in daily press and regular printed publications on sale to the public within 60 days of the event related to those data/results and always provided that copyright symbol appears together as follows below.

© DORNA, 2023

Official MotoGP Timing by TISSOT
www.motogp.com



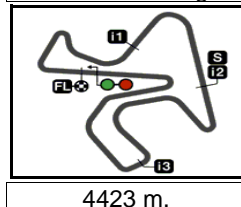
Jerez de la Frontera, Friday, April 28, 2023

GRAN PREMIO MotoGP™ GURU BY GRYFIN DE ESPAÑA

Practice Nr. 1

Chronological Analysis of Performances

5



4423 m.

Lap		Lap Time	T1	T2	T3	T4	Speed	Lap		Lap Time	T1	T2	T3	T4	Speed					
1st		53	Deniz ÖNCÜ Red Bull KTM Ajo TUR				99				José Antonio RUED Red Bull KTM Ajo SPA									
			Runs=2 Total laps=16 Full laps=13 Valid laps=10				Runs=2 Total laps=14 Full laps=11 Valid laps=11				Runs=2 Total laps=14 Full laps=11 Valid laps=11									
1	3'10.478	30.346	16.874	32.671	34.598	206.1	9	1'47.674	26.382	16.393	31.445	33.454	210.1	10	1'48.305 P	29.034	16.660	32.323	30.288	210.1
2	1'49.564	27.016	16.599	31.991	33.958	208.0	11	1'53.398	31.424	16.632	31.886	33.456	208.4	12	1'46.918	26.195	16.344	31.250	33.129	210.9
3	1'48.554	26.564	16.429	31.746	33.815	210.1	13	1'49.725 *	26.169	16.250	33.997	33.309*	211.3	14	1'46.702	26.176	16.221	31.208	33.097	213.0
4	1'48.315	26.505	16.402	31.656	33.752	209.3	15	1'48.122 *	26.130	16.216	31.237	34.539*	213.4	16	1'47.113	26.280	16.225	31.266	33.342	211.3
5	1'47.527	26.394	16.314	31.418	33.401	210.5	2nd		5	Jaume MASIA Leopard Racing SPA				5th		71	Ayumu SASAKI Liqui Moly Husqvarna JPN			
6	1'47.444	26.359	16.288	31.321	33.476	211.3				Runs=3 Total laps=14 Full laps=9 Valid laps=8							Runs=2 Total laps=15 Full laps=12 Valid laps=11			
7	1'47.122 *	26.196	16.225	31.255	33.446*	210.5	1	3'10.478	30.764	17.167	33.083	34.735	205.7	9	1'51.552	28.876	16.963	32.151	33.562	205.3
8	1'47.567 *	26.274	16.318	31.467*	33.508	210.1	2	1'49.363	27.023	16.619	31.908	33.813	208.4	10	1'47.610	26.434	16.391	31.628	33.157	212.1
9	1'47.334	26.305	16.276	31.308	33.445	210.1	3	1'48.723	26.621	16.528	31.860	33.714	209.3	11	1'47.211	26.272	16.210	31.476	33.253	213.0
10	1'41.982 P	26.241	16.273	31.446*	28.022	210.5	4	1'48.288	26.545	16.500	31.666	33.577	210.5	12	1'46.919	26.165	16.175	31.322	33.257	214.7
11	1'51.994	28.589	16.406	32.289	34.710	211.7	5	1'47.818 *	26.515	16.428	31.559	33.316*	209.7	13	1'48.213	26.649	16.603	31.663	33.298	205.7
12	1'46.173	25.963	16.088	30.990	33.132	213.4	6	1'47.614	26.322	16.395	31.538	33.359	210.1	14	1'47.176	26.257	16.228	31.433	33.258	212.1
13	1'46.400	25.930	16.109	31.215	33.146	211.7	7	1'47.766 P	28.084	17.099	33.606	28.977	202.6	9	1'50.691	27.322	16.653	32.241	34.475	209.3
14	1'46.761 *	26.058	16.234	31.130	33.339*	209.3	8	1'53.962	31.225	16.692	32.275	33.770	208.4	10	1'50.389	27.613	16.560	31.933	34.283	210.1
15	1'51.103	29.194	16.379	31.576	33.954	211.3	9	1'47.998	26.480	16.559	31.630	33.329	209.7	11	1'49.516	26.940	16.580	31.851	34.145	211.3
16	1'46.302	26.035	16.119	31.030	33.118	213.8	10	1'47.731	26.339	16.403	31.549	33.440	207.6	12	1'48.867	26.797	16.486	31.675	33.909	210.9
3rd		96	Daniel HOLGADO Red Bull KTM Tech3 SPA				71				Ayumu SASAKI Liqui Moly Husqvarna JPN									
			Runs=2 Total laps=16 Full laps=13 Valid laps=10				Runs=2 Total laps=15 Full laps=12 Valid laps=11				Runs=2 Total laps=15 Full laps=12 Valid laps=11									
1	2'37.073	30.035	17.272	32.521	34.410	206.5	1	3'14.054	29.476	16.875	32.590	34.652	208.4	9	1'47.153	26.305	16.156	31.181	33.511	214.2
2	1'49.671	27.251	16.494	31.967	33.959	212.5	2	1'50.691	27.322	16.653	32.241	34.475	209.3	10	1'46.964	26.172	16.228	31.208	33.356	213.0
3	1'49.027	26.763	16.583	31.888	33.793	210.1	3	1'50.389	27.613	16.560	31.933	34.283	210.1	11	1'52.939	26.877	16.594	32.218	37.250	209.7
4	1'48.399	26.572	16.523	31.727	33.577	210.9	4	1'49.516	26.940	16.580	31.851	34.145	211.3	12	1'47.876	26.299	16.197	31.647	33.733	216.8
5	1'48.198	26.552	16.382	31.573	33.691	212.1	5	1'48.867	26.797	16.486	31.675	33.909	210.9	13	1'47.876	26.299	16.197	31.647	33.733	216.8
6	1'48.136 *	26.54 *	16.292	31.691	33.612	213.4	6	1'48.708	26.536	16.475	31.691	34.006	211.3	14	1'47.405	26.337	16.335	31.316	33.417	211.7
7	1'47.674	26.428	16.407	31.476	33.363	210.5	7	1'48.670 P	28.031	16.836	32.486	31.317	205.7	15	1'50.879	28.651	16.355	31.837	34.036	210.1
8	1'47.407	26.326	16.378	31.397	33.306	210.5	8	1'50.081 *	28.472	16.417	31.644*	33.548	211.7	15	1'47.462 *	26.313	16.192	31.493*	33.464	214.2

Fastest Lap: Deniz ÖNCÜ Red Bull KTM Ajo TUR **1'46.173** 25.963 16.088 30.990 33.132

These data/results cannot be reproduced, stored and/or transmitted in whole or in part by any manner of electronic, mechanical, photocopying, recording, broadcasting or otherwise now known or herein after developed without the previous express consent by the copyright owner, except for reproduction in daily press and regular printed publications on sale to the public within 60 days of the event related to those data/results and always provided that copyright symbol appears together as follows below.
© DORNA, 2023

Practice Nr. 1

Moto3

Lap	Lap Time	T1	T2	T3	T4	Speed	Lap	Lap Time	T1	T2	T3	T4	Speed	
6th	48	Ivan ORTOLÁ Angeluss MTA Team SPA						9th	10	Diogo MOREIRA MT Helmets - MSI BRA				
	Runs=3	Total laps=16			Full laps=11 Valid laps=10				Runs=2	Total laps=14			Full laps=11 Valid laps=11	
1	2'37.975	31.821	17.578	35.228	34.415	202.2	1	3'19.727	29.231	16.983	32.712	34.710	207.6	
2	1'50.190	27.177	16.578	32.175	34.260	212.1	2	1'49.831	26.975	16.648	32.079	34.129	209.3	
3	1'49.097	26.791	16.579	31.852	33.875	210.1	3	1'49.184	26.794	16.547	31.969	33.874	210.5	
4	1'48.830	26.624	16.593	31.854	33.759	210.5	4	1'48.785	26.569	16.388	31.983	33.845	213.8	
5	1'54.106	26.725	16.536	36.787	34.058	210.9	5	1'48.591	26.652	16.563	31.658	33.718	210.5	
6	1'48.977	26.612	16.541	32.051	33.773	209.7	6	1'48.655	26.590	16.555	31.723	33.787	210.1	
7	1'48.113 P	27.282	17.164	34.440	29.227	206.5	7	1'49.579 P	27.341	16.715	32.977	32.546	208.0	
8	1'53.083	29.975	16.900	32.180	34.028	207.2	8	1'52.856	28.831	17.053	32.729	34.243	206.1	
9	1'48.670	26.496	16.571	31.809	33.794	209.3	9	1'47.075	26.251	16.256	31.405	33.163	213.4	
10	1'48.757	26.447	16.595	31.944	33.771	208.4	10	1'47.775	26.600	16.370	31.435	33.370	211.7	
11	1'44.409 P	26.478	16.609	32.780	28.542	208.4	11	1'47.161	26.311	16.249	31.330	33.271	212.5	
12	1'53.059	29.619	16.544	33.052	33.844	212.1	12	1'48.074	26.345	16.307	31.636	33.786	213.8	
13	1'53.448 *	26.22*	16.407	31.636	39.178	210.5	13	1'54.810	33.168	16.523	31.700	33.419	213.8	
14	1'46.979	26.261	16.056	31.480	33.182	213.8	14	1'48.110	26.329	16.619	31.560	33.602	214.7	
15	1'51.049	27.216	17.499	32.712	33.622	168.2								
16	1'48.137	26.416	16.442	31.739	33.540	212.1								
7th	43	Xavier ARTIGAS CFMOTO Racing Pru SPA						10th	80	David ALONSO Gaviota GASGAS Asp COL				
	Runs=2	Total laps=16			Full laps=13 Valid laps=12				Runs=2	Total laps=15			Full laps=12 Valid laps=10	
1	2'54.484	29.289	16.877	32.235	34.243	206.1	1	2'37.737	29.763	17.294	32.944	34.507	208.0	
2	1'48.556	26.763	16.560	31.671	33.562	208.4	2	1'50.849	27.350	16.715	32.282	34.502	215.1	
3	1'48.637	26.816	16.592	31.570	33.659	208.8	3	1'49.231	26.879	16.526	31.957	33.869	213.8	
4	1'48.228	26.545	16.503	31.466	33.714	210.1	4	1'48.834 *	26.701	16.565	31.827	33.741*	212.5	
5	1'48.025	26.507	16.570	31.543	33.405	209.3	5	1'48.795	26.581	16.448	31.930	33.836	213.8	
6	1'48.001	26.449	16.377	31.433	33.742	211.7	6	1'49.574	26.853	16.659	31.833	34.229	211.7	
7	1'52.185	29.511	16.815	31.539	34.320	208.4	7	1'48.794 *	26.54*	16.643	31.869	33.741	211.3	
8	1'47.728	26.587	16.459	31.385	33.297	209.3	8	1'48.727	26.557	16.532	31.834	33.804	211.7	
9	1'43.101 P	26.412	16.474	31.692	28.523	210.1	9	1'49.730	26.667	16.648	32.259	34.156	210.1	
10	1'51.285 *	29.197	16.723*	31.695	33.670	208.8	10	1'43.288 P	26.595	16.717	31.974	28.002	208.8	
11	1'47.447	26.279	16.454	31.255	33.459	209.7	11	2'01.057	31.958	19.273	36.365	33.461	156.0	
12	1'46.984	26.211	16.355	31.229	33.189	210.5	12	1'47.102	26.176	16.336	31.381	33.209	212.5	
13	1'55.897 *	26.219	16.401	33.674	39.603*	209.7	13	1'47.329	26.300	16.385	31.375	33.269	212.5	
14	1'52.882	26.495	16.188	31.626	38.573	218.1	14	1'48.895	26.364	16.734	31.555	34.242	201.8	
15	1'52.661	28.971	16.843	32.559	34.288	210.1	15	1'47.178	26.364	16.295	31.267	33.252	213.4	
16	1'47.484	26.465	16.428	31.357	33.234	211.7								
8th	7	Filippo FARIOLI Red Bull KTM Tech3 ITA						11th	16	Andrea MIGNO CIP Green Power ITA				
	Runs=2	Total laps=14			Full laps=11 Valid laps=9				Runs=2	Total laps=15			Full laps=12 Valid laps=12	
1	2'25.247	30.201	17.114	33.324	35.092	204.5	1	2'52.626	29.670	17.072	33.004	34.891	206.8	
2	1'51.961	27.573	16.900	32.736	34.752	205.7	2	1'50.286	27.071	16.781	32.104	34.330	208.0	
3	1'50.367	27.115	16.755	32.289	34.208	206.1	3	1'51.211	28.379	16.807	32.080	33.945	206.8	
4	1'49.864	26.955	16.737	32.112	34.060	206.5	4	1'48.923	26.656	16.573	31.823	33.871	209.3	
5	1'49.445 *	26.821	16.711	31.978	33.935*	206.5	5	1'48.748	26.640	16.601	31.768	33.739	209.7	
6	1'49.022	26.711	16.590	31.755	33.966	207.6	6	1'49.015	26.640	16.584	31.996	33.795	207.6	
7	1'48.594	26.632	16.576	31.681	33.705	207.2	7	1'48.556	26.539	16.481	31.709	33.827	211.7	
8	1'44.209 P	26.931	16.743	32.440	28.095	205.7	8	1'52.184	26.416	16.524	35.346	33.898	206.5	
9	1'53.158	31.095	16.763	31.922	33.378	210.5	9	1'51.810	26.545	16.504	33.844	34.917	210.5	
10	1'47.318	26.225	16.235	31.522	33.336	213.0	10	1'45.047 P	26.697	16.522	32.016	29.812	212.1	
11	1'47.525	26.308	16.279	31.507	33.431	211.3	11	1'58.027	30.477	18.152	33.291	36.107	209.7	
12	1'47.518	26.313	16.366	31.423	33.416	209.3	12	1'47.116	26.323	16.209	31.315	33.269	213.4	
13	1'49.400 *	26.416	16.439	31.300	35.245*	209.3	13	1'54.122	31.693	16.506	31.684	34.239	210.1	
14	1'47.069	26.275	16.164	31.438	33.192	214.2	14	1'51.595	26.257	16.149	31.326	37.863	216.4	
							15	1'47.900	26.241	16.183	31.494	33.982	214.7	
12th	27	Kaito TOBA SIC58 Squadra Corse JPN												
	Runs=2	Total laps=16			Full laps=13 Valid laps=11									
1	2'57.912	30.145	16.905	33.139	34.706	205.3								

Fastest Lap: Deniz ÖNCÜ Red Bull KTM Ajo TUR **1'46.173** 25.963 16.088 30.990 33.132

These data/results cannot be reproduced, stored and/or transmitted in whole or in part by any manner of electronic, mechanical, photocopying, recording, broadcasting or otherwise now known or herein after developed without the previous express consent by the copyright owner, except for reproduction in daily press and regular printed publications on sale to the public within 60 days of the event related to those data/results and always provided that copyright symbol appears together as follows below.
© DORNA, 2023

Practice Nr. 1

Moto3

Lap	Lap Time	T1	T2	T3	T4	Speed	Lap	Lap Time	T1	T2	T3	T4	Speed
2	1'50.141	27.145	16.615	32.222	34.159	205.7	2	1'50.365	27.305	16.695	32.309	34.056	205.7
3	1'49.293	26.946	16.484	32.039	33.824	206.8	3	1'49.429	26.784	16.531	32.156	33.958	206.5
4	1'48.351	26.651	16.414	31.666	33.620	208.0	4	1'51.708 P	29.912	17.274	35.377	29.145	194.9
5	1'49.162	26.821	16.473	31.949	33.919	207.6	5	1'53.434	30.393	16.874	32.077	34.090	208.8
6	1'48.312	26.573	16.452	31.719	33.568	207.6	6	1'51.001 *	26.70*	16.427	34.059	33.809	208.4
7	1'48.738	26.701	16.423	31.870	33.744	208.0	7	1'54.382	29.064	16.918	33.772	34.628	197.0
8	1'50.610	26.729	16.468	32.578	34.835	208.0	8	1'48.492	26.556	16.441	31.724	33.771	207.2
9	1'48.092	26.550	16.263	31.840	33.439	210.9	9	1'45.005 P	26.944	16.961	32.520	28.580	198.5
10	1'45.159 P	26.460	16.475	31.709	30.515	206.8	10	1'53.874	31.355	16.772	32.148	33.599	206.1
11	1'50.753	28.879	16.652	31.610	33.612	204.9	11	1'47.620	26.287	16.295	31.271	33.767	208.4
12	1'47.671 *	26.40*	16.262	31.480	33.522	206.8	12	1'47.352	26.151	16.307	31.396	33.498	208.0
13	1'47.276	26.269	16.291	31.300	33.416	208.0	13	1'47.380	26.140	16.317	31.480	33.443	207.6
14	1'47.179	26.260	16.249	31.305	33.365	208.4	14	1'47.472	26.290	16.320	31.439	33.423	208.4
15	1'47.189	26.215	16.289	31.289	33.396	210.5							
16	1'53.741 *	31.46*	16.614	31.649	34.018	211.7							
	PIT	26.426	16.199	31.654	28.419	213.4							

13th 6		Ryusei YAMANAKA		Gaviota GASGAS Asp JPN		
Runs=2	Total laps=15	Full laps=12	Valid laps=8			
1	2'39.233	29.814	16.985	32.883	34.652	205.7
2	1'49.684 *	27.195	16.599	31.869	34.021*	208.0
3	1'49.541	26.817	16.470	32.134	34.120	214.7
4	1'49.253 *	26.671	16.482	32.038	34.062*	210.1
5	1'48.514	26.625	16.380	31.767	33.742	213.4
6	1'48.220 *	26.407	16.367	31.604*	33.842	213.4
7	1'48.226	26.527	16.516	31.521	33.662	207.6
8	1'48.349	26.477	16.458	31.668	33.746	208.0
9	1'44.302 P	26.667	16.657	32.142	28.836	205.7
10	1'54.307	31.684	17.126	31.695	33.802	201.4
11	1'55.089 *	26.302	16.444*	32.639	39.704	208.4
12	1'47.676	26.223	16.292	31.544	33.617	212.1
13	1'47.211	26.207	16.187	31.419	33.398	213.4
14	1'53.360	26.673	16.605	36.158	33.924	204.1
15	1'47.937	26.212	16.532	31.601	33.592	214.2

14th 19		Scott OGDEN		VisionTrack Racing T GBR		
Runs=3	Total laps=14	Full laps=9	Valid laps=9			
1	3'00.119	31.558	17.155	33.816	35.173	193.2
2	1'50.507	27.169	16.701	32.309	34.328	205.7
3	1'49.677	26.918	16.704	32.166	33.889	204.9
4	1'52.848	26.895	16.556	35.643	33.754	206.8
5	1'49.206	26.748	16.594	32.133	33.731	206.8
6	1'47.243 P	26.721	16.517	31.945	32.060	206.8
7	1'52.841	30.735	16.582	31.865	33.659	207.2
8	1'48.215	26.492	16.493	31.655	33.575	206.5
9	1'42.710 P	26.480	16.527	31.575	28.128	206.5
10	1'51.618 *	29.802	16.509	31.657*	33.650	206.1
11	1'47.860	26.365	16.419	31.612	33.464	206.5
12	1'47.696	26.347	16.411	31.595	33.343	207.2
13	1'53.621	30.649	16.312	32.184	34.476	209.7
14	1'47.265	26.420	16.313	31.333	33.199	211.7
	PIT	26.352	16.457	34.671	30.566	208.4

15th 55		Romano FENATI		Rivacold Snipers Tea ITA		
Runs=3	Total laps=14	Full laps=9	Valid laps=8			
1	2'22.283	30.876	17.094	34.125	34.643	205.7

16th 54		Riccardo ROSSI		SIC58 Squadra Corse ITA		
Runs=3	Total laps=15	Full laps=10	Valid laps=9			
1	2'49.806	29.890	17.006	32.820	34.375	204.5
2	1'49.768	27.029	16.640	32.132	33.967	206.8
3	1'49.061	26.906	16.516	31.881	33.758	207.6
4	1'48.506	26.669	16.436	31.774	33.627	209.3
5	1'48.745 *	26.584	16.439	31.645	34.077*	210.1
6	1'48.276	26.597	16.420	31.684	33.575	209.7
7	1'55.043 P	30.626	18.024	37.011	29.382	193.8
8	1'53.281	30.111	16.676	32.282	34.212	208.8
9	1'48.898	26.709	16.495	31.860	33.834	207.6
10	1'45.034 P	26.657	16.491	32.124*	29.762	208.4
11	1'51.729	29.854	16.516	31.807	33.552	208.8
12	2'03.732	26.435	16.841	33.078	47.378	188.1
13	1'47.510	26.397	16.228	31.428	33.457	213.8
14	1'56.726	33.721	17.023	32.073	33.909	208.8
15	1'47.494	26.328	16.332	31.499	33.335	211.7

17th 18		Matteo BERTELLE		Rivacold Snipers Tea ITA		
Runs=3	Total laps=16	Full laps=11	Valid laps=10			
1	2'36.671	34.542	17.683	33.667	34.581	201.4
2	1'51.500 *	27.611	16.860	32.535	34.494*	210.5
3	1'50.683	27.225	16.753	32.399	34.306	213.0
4	1'51.093	27.237	16.760	33.004	34.092	209.3
5	1'51.193	28.483	16.747	32.176	33.787	207.6
6	1'48.695	26.861	16.489	31.802	33.543	208.0
7	1'50.848	26.828	17.426	32.534	34.060	197.8
8	1'48.882	26.836	16.455	31.917	33.674	209.3
9	1'51.235 P	29.215	17.857	33.473	30.690	189.8
10	1'53.775	30.020	16.988	32.698	34.069	205.7
11	1'49.183	26.990	16.580	31.800	33.813	206.8
12	1'44.430 P	26.94*	16.598	32.648	28.244	206.8
13	1'57.732	31.412	19.096	33.586	33.638	182.4
14	1'48.023	26.616	16.326	31.696	33.385	212.5
15	1'53.932	26.539	16.352	36.615	34.426	209.7
16	1'47.743	26.443	16.267	31.586	33.447	212.5

18th 95		Collin VEIJER		Liqui Moly Husqvarna NED		
Runs=2	Total laps=16	Full laps=13	Valid laps=12			
1	3'44.833	32.092	17.237	32.985	34.936	205.7
2	1'51.660	27.438	16.929	32.576	34.717	206.8
3	1'50.728	27.255	16.723	32.236	34.514	206.8

Fastest Lap: Deniz ÖNCÜ Red Bull KTM Ajo TUR **1'46.173** 25.963 16.088 30.990 33.132

These data/results cannot be reproduced, stored and/or transmitted in whole or in part by any manner of electronic, mechanical, photocopying, recording, broadcasting or otherwise now known or herein after developed without the previous express consent by the copyright owner, except for reproduction in daily press and regular printed publications on sale to the public within 60 days of the event related to those data/results and always provided that copyright symbol appears together as follows below.
© DORNA, 2023

Practice Nr. 1

Moto3

Lap	Lap Time	T1	T2	T3	T4	Speed	Lap	Lap Time	T1	T2	T3	T4	Speed
4	1'50.610	27.265	16.725	32.221	34.399	208.4	12	1'55.341	27.355	16.806	37.254	33.926	207.6
5	1'50.096	27.062	16.626	32.126	34.282	208.8	13	1'48.094	26.453	16.464	31.706	33.471	212.5
6	1'50.026	27.036	16.622	32.170	34.198	208.0	14	1'49.473	26.979	16.775	31.982	33.737	209.3
7	1'49.678	26.956	16.625	31.994	34.103	208.0	22nd 44 David MUÑOZ BOE Motorsports SPA						
8	1'45.032 P	26.957	16.682	32.112	29.281	206.5	Runs=3 Total laps=15 Full laps=10 Valid laps=7						
9	1'53.147	30.261	16.700	32.119	34.067	208.4	1	2'35.592	32.879	17.293	33.194	34.765	208.4
10	1'48.712	26.742	16.543	31.703	33.724	208.4	2	1'53.367	27.263	16.689	32.961	36.454	211.3
11	1'48.105	26.532	16.273	31.735	33.565	213.8	3	1'49.632 *	27.274	16.578	32.016	33.764*	213.4
12	1'50.777	26.905	16.497	33.351	34.024	205.7	4	1'48.914	26.732	16.359	32.158	33.665	216.4
13	1'47.899	26.448	16.266	31.587	33.598	213.8	5	1'48.511	26.711	16.397	31.774	33.629	212.5
14	1'48.259	26.499	16.488	31.750	33.522	210.1	6	1'51.050 P	32.38*	17.569	32.401	28.700	209.3
15	1'48.665	26.542	16.454	31.728	33.941	210.9	7	1'54.447	30.941	17.020	32.331	34.155	208.4
16	1'52.395 *	26.651	17.598	33.130*	35.016	190.8	8	1'50.105 *	26.640	16.491	31.601	35.373*	210.5
19th 66 Joel KELSO CFMOTO Racing Pru AUS							23rd 24 Tatsuki SUZUKI Leopard Racing JPN						
Runs=2 Total laps=8 Full laps=5 Valid laps=5							Runs=2 Total laps=9 Full laps=6 Valid laps=6						
1	3'35.352	31.418	17.226	33.932	35.290	205.7	1	3'16.538	29.538	16.928	33.210	34.809	206.1
2	1'51.865	27.672	16.816	32.711	34.666	207.6	2	1'51.266	27.365	16.743	32.502	34.656	206.1
3	1'50.992	27.341	16.706	32.430	34.515	208.4	3	1'50.046	27.198	16.589	32.016	34.243	210.1
4	1'50.432	27.166	16.779	32.235	34.252	208.8	4	1'49.940	27.082	16.549	32.311	33.998	210.1
5	1'52.444 P	28.913	17.503	34.440	31.588	191.8	5	1'48.586	26.756	16.390	31.741	33.699	213.0
6	1'51.508 *	29.311	16.548*	31.882	33.767	212.1	6	1'48.587	26.646	16.377	31.735	33.829	211.3
7	1'47.936	26.530	16.337	31.541	33.528	212.5	7	1'49.156 P	27.116	16.904	32.951	32.185	208.4
8	1'56.964	26.417	16.238	31.802	42.507	215.5	8	1'50.989	28.630	16.619	31.975	33.765	209.3
	PIT	26.623	16.368	32.675	32.112	212.5	9	1'48.148	26.532	16.411	31.571	33.634	211.3
20th 63 Syarifuddin AZMAN MT Helmets - MSI MAL							24th 82 Stefano NEPA Angeluss MTA Team ITA						
Runs=2 Total laps=14 Full laps=11 Valid laps=10							Runs=2 Total laps=12 Full laps=9 Valid laps=9						
1	2'36.788	30.617	17.176	33.540	34.503	208.8	1	3'06.391	32.182	17.811	35.176	35.409	203.7
2	1'52.021	27.763	16.674	32.623	34.961	213.4	2	1'52.084	27.801	16.916	32.785	34.582	205.3
3	1'50.087	27.602	16.529	32.162	33.794	213.8	3	1'50.710	27.329	16.698	32.542	34.141	206.8
4	1'49.476	26.976	16.393	32.247	33.860	215.1	4	1'50.183	27.114	16.620	32.230	34.219	213.0
5	1'48.921	26.697	16.552	31.871	33.801	211.7	5	2'04.903 P	30.540	22.622	38.137	33.604	175.3
6	1'52.081	27.530	17.852	32.928	33.771	176.1	6	1'58.548	34.445	17.029	32.755	34.319	206.1
7	1'47.258 P	26.916	16.864	33.977	29.501	201.8	7	1'49.328	26.933	16.559	32.004	33.832	208.0
8	1'51.908 *	29.289	16.697	32.082	33.840*	203.3	8	1'48.891	26.830	16.468	31.776	33.817	208.0
9	1'48.711	26.759	16.549	31.873	33.530	209.7	9	1'48.718	26.713	16.481	31.818	33.706	208.4
10	1'48.192	26.821	16.368	31.582	33.421	214.2	10	1'48.409	26.649	16.441	31.668	33.651	208.0
11	1'47.892 *	26.288	16.229	31.761*	33.614	214.7	11	1'48.738	26.623	16.508	31.686	33.921	210.9
12	1'52.672	26.513	16.372	31.638	38.149	213.4	12	1'48.642	26.666	16.492	31.794	33.690	210.5
13	1'50.238	27.129	16.931	32.231	33.947	206.5		PIT	26.765	16.447	32.097	34.474	210.1
14	1'48.074	26.379	16.205	31.645	33.845	214.7	25th 72 Taiyo FURUSATO Honda Team Asia JPN						
21st 38 David SALVADOR CIP Green Power SPA							Runs=2 Total laps=14 Full laps=11 Valid laps=9						
1	2'36.462	31.193	17.346	33.186	34.748	207.6	1	2'29.085	31.169	17.512	33.445	36.439	204.5
2	1'51.277 *	27.404	16.986	32.376	34.511*	206.1	2	1'52.150 *	27.539	17.061	32.559	34.991*	206.1
3	1'50.852	27.164	16.811	32.485	34.392	210.9	3	1'51.101	27.254	16.828	32.581	34.438	208.8
4	1'51.970	27.078	16.569	33.959	34.364	211.3							
5	1'51.658	28.537	16.874	32.111	34.136	208.8							
6	1'49.938	26.841	16.642	32.162	34.293	208.0							
7	1'56.561	28.192	17.723	33.709	36.937	167.1							
8	1'50.251	26.849	16.652	32.404	34.346	209.7							
9	1'47.000 P	29.290	16.636	32.475	28.599	211.3							
10	1'53.365	31.149	16.596	31.899	33.721	211.3							
11	1'59.190 *	26.42*	16.525	31.981	44.264	212.5							

Fastest Lap: Deniz ÖNCÜ Red Bull KTM Ajo TUR **1'46.173** 25.963 16.088 30.990 33.132

These data/results cannot be reproduced, stored and/or transmitted in whole or in part by any manner of electronic, mechanical, photocopying, recording, broadcasting or otherwise now known or herein after developed without the previous express consent by the copyright owner, except for reproduction in daily press and regular printed publications on sale to the public within 60 days of the event related to those data/results and always provided that copyright symbol appears together as follows below.
© DORNA, 2023

Practice Nr. 1

Moto3

Lap	Lap Time	T1	T2	T3	T4	Speed	Lap	Lap Time	T1	T2	T3	T4	Speed
4	1'50.221	27.032	16.710	32.223	34.256	209.3	7	1'51.755	27.399	16.881	32.750	34.725	209.3
5	1'50.357 *	27.013	16.847	32.174	34.323*	208.4	8	1'51.231	27.432	16.889	32.739	34.171	210.1
6	1'49.245	26.783	16.525	31.928	34.009	210.5	9	1'50.551	27.268	16.791	32.330	34.162	209.7
7	1'49.240 *	26.642	16.584	31.829	34.185*	209.7	10	1'46.969 P	27.154	16.857	32.414	30.544	209.3
8	1'49.925 P	26.815	17.330	34.233	31.547	189.4	11	1'53.863	30.902	16.744	32.244	33.973	211.7
9	1'54.608	31.236	16.554	32.476	34.342	210.1	12	1'56.973	26.965	16.757	32.125	41.126	210.9
10	1'48.516	26.586	16.431	31.732	33.767	211.3	13	1'55.016	27.780	16.997	36.125	34.114	210.5
11	1'49.125	26.650	16.631	31.685	34.159	209.3	14	1'49.744	27.201	16.634	32.209	33.700	213.4
12	1'49.383	27.152	16.622	31.693	33.916	211.3	15	1'49.417	27.033	16.601	32.091	33.692	214.7
13	1'48.256 *	26.489	16.483	31.585	33.699*	210.9							
14	1'48.498 *	26.497	16.555	31.848*	33.598	208.8							

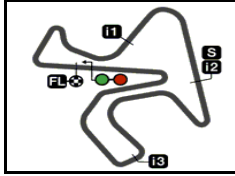
26th	64	Mario AJI	Honda Team Asia	INA		
Runs=2	Total laps=14	Full laps=11	Valid laps=8			
1	2'30.054	30.931	17.381	33.042	36.780	203.3
2	1'50.992	27.368	16.807	32.299	34.518	204.9
3	1'50.321	27.268	16.727	32.076	34.250	204.1
4	1'50.082 *	27.157	16.667	31.989*	34.269	203.3
5	1'49.963	27.085	16.750	32.174	33.954	203.7
6	1'49.501 *	26.97*	16.636	32.154	33.740	204.1
7	1'48.668	26.715	16.533	31.682	33.738	206.1
8	1'53.179 *	27.187	17.159	34.381	34.452*	196.7
9	1'44.391 P	26.693	16.509	31.953	29.236	209.3
10	2'02.637 *	29.879	16.931	37.181	38.646*	200.7
11	1'49.533	26.943	16.688	32.062	33.840	205.7
12	1'50.172	26.831	16.878	32.238	34.225	200.0
13	1'49.431	26.954	17.030	31.782	33.665	204.5
14	1'48.897	26.639	16.584	31.849	33.825	206.1

27th	92	David ALMANSA	Finetwork Intact GP	SPA		
Runs=2	Total laps=15	Full laps=12	Valid laps=12			
1	2'01.568	32.371	17.749	34.000	35.006	199.2
2	1'52.122	27.718	16.907	32.834	34.663	204.1
3	1'50.750	27.251	16.745	32.421	34.333	204.5
4	1'50.423	27.122	16.769	32.335	34.197	204.9
5	1'50.352	27.102	16.843	32.241	34.166	202.2
6	1'50.175	27.096	16.665	32.178	34.236	203.0
7	1'49.745	27.021	16.672	31.997	34.055	204.5
8	1'49.124	26.778	16.619	31.843	33.884	206.1
9	1'48.338 P	28.006	17.419	33.536	29.377	194.5
10	2'00.981 *	33.728	18.134*	33.273	35.846	174.4
11	1'49.668	26.917	16.634	32.025	34.092	205.3
12	1'49.545	26.864	16.522	32.086	34.073	207.2
13	1'48.913	26.736	16.522	31.860	33.795	206.1
14	1'48.857	26.800	16.405	31.950	33.702	210.1
15	1'52.942	28.628	17.663	32.848	33.803	166.6
	PIT	26.627	16.427	1'06.812	30.553	208.8

28th	22	Ana CARRASCO	BOE Motorsports	SPA		
Runs=2	Total laps=15	Full laps=12	Valid laps=12			
1	2'33.500	32.080	17.831	34.607	36.228	204.5
2	1'55.325	28.271	17.465	33.910	35.679	204.5
3	1'53.075	28.139	17.000	33.024	34.912	209.7
4	1'51.919	27.530	17.045	32.793	34.551	208.4
5	1'51.369	27.306	16.809	32.675	34.579	210.5
6	1'51.082	27.261	16.908	32.379	34.534	211.7

Fastest Lap: Deniz ÖNCÜ Red Bull KTM Ajo TUR **1'46.173** 25.963 16.088 30.990 33.132

These data/results cannot be reproduced, stored and/or transmitted in whole or in part by any manner of electronic, mechanical, photocopying, recording, broadcasting or otherwise now known or herein after developed without the previous express consent by the copyright owner, except for reproduction in daily press and regular printed publications on sale to the public within 60 days of the event related to those data/results and always provided that copyright symbol appears together as follows below.
© DORNA, 2023



4423 m.

GRAN PREMIO MotoGP™ GURU BY GRYFIN DE ESPAÑA

Practice Nr. 1

Fastest Laps Sequence

Practice Time	 Rider	Nation	Motorcycle	Time	Km/h	Rider's Lap
3'53.690	92 David ALMANSA	SPA	HUSQVARNA	1'52.122	142.0	2
4'12.648	55 Romano FENATI	ITA	HONDA	1'50.365	144.2	2
4'26.744	96 Daniel HOLGADO	SPA	KTM	1'49.671	145.1	2
4'43.040	43 Xavier ARTIGAS	SPA	CFMOTO	1'48.556	146.6	2
6'48.596	53 Deniz ÖNCÜ	TUR	KTM	1'48.554	146.6	3
8'04.170	96 Daniel HOLGADO	SPA	KTM	1'48.399	146.8	4
8'19.905	43 Xavier ARTIGAS	SPA	CFMOTO	1'48.228	147.1	4
8'37.981	99 José Antonio RUEDA	SPA	KTM	1'47.981	147.4	4
10'24.438	53 Deniz ÖNCÜ	TUR	KTM	1'47.527	148.0	5
12'11.882	53 Deniz ÖNCÜ	TUR	KTM	1'47.444	148.1	6
15'15.585	96 Daniel HOLGADO	SPA	KTM	1'47.407	148.2	8
17'33.905	53 Deniz ÖNCÜ	TUR	KTM	1'47.334	148.3	9
25'46.560	71 Ayumu SASAKI	JPN	HUSQVARNA	1'47.153	148.5	9
27'20.674	10 Diogo MOREIRA	BRA	KTM	1'47.075	148.7	9
27'33.524	71 Ayumu SASAKI	JPN	HUSQVARNA	1'46.964	148.8	10
28'35.964	96 Daniel HOLGADO	SPA	KTM	1'46.918	148.9	12
28'49.457	53 Deniz ÖNCÜ	TUR	KTM	1'46.173	149.9	12

These data/results cannot be reproduced, stored and/or transmitted in whole or in part by any manner of electronic, mechanical, photocopying, recording, broadcasting or otherwise now known or herein after developed without the previous express consent by the copyright owner, except for reproduction in daily press and regular printed publications on sale to the public within 60 days of the event related to those data/results and always provided that copyright symbol appears together as follows below.

© DORNA, 2023

Official MotoGP Timing by TISSOT
www.motogp.com

Jerez de la Frontera, Friday, April 28, 2023

