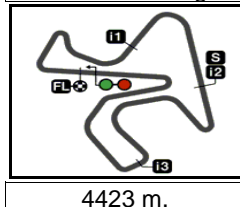


## GRAN PREMIO MotoGP™ GURU BY GRYPYN DE ESPAÑA


## Practice Nr. 3

## Classification

10



4423 m.

		Rider	Nation	Team	Motorcycle	Time	Lap	Total	Gap	Top Speed
1	53	Deniz ÖNCÜ	TUR	Red Bull KTM Ajo	KTM	<b>1'45.401</b>	9	13		<b>212.1</b>
2	80	David ALONSO	COL	Gaviota GASGAS Aspar M3	GASGAS	<b>1'45.550</b>	11	11	0.149 0.149	<b>216.0</b>
3	99	José Antonio RUEDA	SPA	Red Bull KTM Ajo	KTM	<b>1'45.845</b>	7	11	0.444 0.295	<b>213.0</b>
4	6	Ryusei YAMANAKA	JPN	Gaviota GASGAS Aspar M3	GASGAS	<b>1'46.029</b>	11	12	0.628 0.184	<b>212.1</b>
5	5	Jaume MASIA	SPA	Leopard Racing	HONDA	<b>1'46.037</b>	10	13	0.636 0.008	<b>211.7</b>
6	43	Xavier ARTIGAS	SPA	CFMOTO Racing PruestelGP	CFMOTO	<b>1'46.061</b>	8	14	0.660 0.024	<b>212.1</b>
7	16	Andrea MIGNO	ITA	CIP Green Power	KTM	<b>1'46.070</b>	10	10	0.669 0.009	<b>210.1</b>
8	44	David MUÑOZ	SPA	BOE Motorsports	KTM	<b>1'46.179</b>	10	13	0.778 0.109	<b>214.2</b>
9	66	Joel KELSO	AUS	CFMOTO Racing PruestelGP	CFMOTO	<b>1'46.187</b>	8	8	0.786 0.008	<b>213.8</b>
10	71	Ayumu SASAKI	JPN	Liqui Moly Husqvarna Intact GP	HUSQVARNA	<b>1'46.230</b>	9	11	0.829 0.043	<b>213.4</b>
11	27	Kaito TOBA	JPN	SIC58 Squadra Corse	HONDA	<b>1'46.341</b>	10	11	0.940 0.111	<b>212.1</b>
12	19	Scott OGDEN	GBR	VisionTrack Racing Team	HONDA	<b>1'46.371</b>	9	14	0.970 0.030	<b>215.5</b>
13	96	Daniel HOLGADO	SPA	Red Bull KTM Tech3	KTM	<b>1'46.439</b>	8	13	1.038 0.068	<b>211.3</b>
14	24	Tatsuki SUZUKI	JPN	Leopard Racing	HONDA	<b>1'46.445</b>	8	11	1.044 0.006	<b>210.9</b>
15	10	Diogo MOREIRA	BRA	MT Helmets - MSI	KTM	<b>1'46.451</b>	3	10	1.050 0.006	<b>213.0</b>
16	54	Riccardo ROSSI	ITA	SIC58 Squadra Corse	HONDA	<b>1'46.467</b>	10	11	1.066 0.016	<b>212.5</b>
17	95	Collin VEIJER	NED	Liqui Moly Husqvarna Intact GP	HUSQVARNA	<b>1'46.506</b>	12	13	1.105 0.039	<b>212.1</b>
18	7	Filippo FARIOLI	ITA	Red Bull KTM Tech3	KTM	<b>1'46.625</b>	14	14	1.224 0.119	<b>214.2</b>
19	55	Romano FENATI	ITA	Rivacold Snipers Team	HONDA	<b>1'46.699</b>	6	10	1.298 0.074	<b>210.1</b>
20	18	Matteo BERTELLE	ITA	Rivacold Snipers Team	HONDA	<b>1'46.840</b>	9	13	1.439 0.141	<b>208.8</b>
21	72	Taiyo FURUSATO	JPN	Honda Team Asia	HONDA	<b>1'46.895</b>	10	11	1.494 0.055	<b>213.8</b>
22	48	Ivan ORTOLÁ	SPA	Angeluss MTA Team	KTM	<b>1'46.910</b>	10	12	1.509 0.015	<b>208.8</b>
23	92	David ALMANSA	SPA	Finetwork Intact GP	HUSQVARNA	<b>1'47.099</b>	8	10	1.698 0.189	<b>210.1</b>
24	64	Mario AJI	INA	Honda Team Asia	HONDA	<b>1'47.136</b>	12	12	1.735 0.037	<b>210.1</b>
25	63	Syarifuddin AZMAN	MAL	MT Helmets - MSI	KTM	<b>1'47.141</b>	9	10	1.740 0.005	<b>214.2</b>
26	82	Stefano NEPA	ITA	Angeluss MTA Team	KTM	<b>1'47.601</b>	9	11	2.200 0.460	<b>210.9</b>
27	22	Ana CARRASCO	SPA	BOE Motorsports	KTM	<b>1'47.682</b>	8	10	2.281 0.081	<b>210.1</b>
28	38	David SALVADOR	SPA	CIP Green Power	KTM	<b>1'47.996</b>	3	11	2.595 0.314	<b>209.3</b>
29	70	Joshua WHATLEY	GBR	VisionTrack Racing Team	HONDA	<b>1'48.717</b>	11	12	3.316 0.721	<b>208.0</b>

Practice condition: Dry

Air: 19°

Humidity: 67%

Ground: 23°

<b>Fastest Lap:</b>	Lap: 9	<b>Deniz ÖNCÜ</b>	<b>1'45.401</b>	151 Km/h
<b>Best Race Lap:</b>	2020	<b>Jaume MASIA</b>	<b>1'46.060</b>	150.1 Km/h
<b>All Time Lap Record:</b>	2021	<b>Andrea MIGNO</b>	<b>1'44.988</b>	151.6 Km/h

The results are provisional until the end of the limit for protest and appeals.

Time limit for protest expires 30' after publication of the results - ..... Time: .....

These data/results cannot be reproduced, stored and/or transmitted in whole or in part by any manner of electronic, mechanical, photocopying, recording, broadcasting or otherwise now known or herein after developed without the previous express consent by the copyright owner, except for reproduction in daily press and regular printed publications on sale to the public within 60 days of the event related to those data/results and always provided that copyright symbol appears together as follows below.

© DORNA, 2023

Official MotoGP Timing by TISSOT  
www.motogp.com

Jerez de la Frontera, Saturday, April 29, 2023

moto3




## GRAN PREMIO MotoGP™ GURU BY GRYFYN DE ESPAÑA

## Practice Nr. 3

## Combined Practice Times

11

	Rider	Nation	Team	MOTORCYCLE	P1	P2	P3	Gap				
1	53 <b>D.ÖNCÜ</b>	TUR	Red Bull KTM Ajo	KTM	1'46.173	12	1'47.423	13	<b>1'45.401</b>	9		
2	80 <b>D.ALONSO</b>	COL	Gaviota GASGAS Aspar M3	GASGAS	1'47.102	12	1'48.081	7	<b>1'45.550</b>	11	0.149	0.149
3	99 <b>J.RUEDA</b>	SPA	Red Bull KTM Ajo	KTM	1'46.919	12	1'48.285	14	<b>1'45.845</b>	7	0.444	0.295
4	6 <b>R.YAMANAKA</b>	JPN	Gaviota GASGAS Aspar M3	GASGAS	1'47.211	13	1'48.441	15	<b>1'46.029</b>	11	0.628	0.184
5	5 <b>J.MASIA</b>	SPA	Leopard Racing	HONDA	1'46.581	14	1'46.905	15	<b>1'46.037</b>	10	0.636	0.008
6	43 <b>X.ARTIGAS</b>	SPA	CFMOTO Racing PruestelGP	CFMOTO	1'46.984	12	1'47.675	3	<b>1'46.061</b>	8	0.660	0.024
7	16 <b>A.MIGNO</b>	ITA	CIP Green Power	KTM	1'47.116	12	1'47.000	12	<b>1'46.070</b>	10	0.669	0.009
8	44 <b>D.MUÑOZ</b>	SPA	BOE Motorsports	KTM	1'48.119	14	1'47.236	12	<b>1'46.179</b>	10	0.778	0.109
9	66 <b>J.KELSO</b>	AUS	CFMOTO Racing PruestelGP	CFMOTO	1'47.936	7	1'48.842	6	<b>1'46.187</b>	8	0.786	0.008
10	71 <b>A.SASAKI</b>	JPN	Liqui Moly Husqvarna Intact GP	HUSQVARNA	1'46.964	10	1'46.917	7	<b>1'46.230</b>	9	0.829	0.043
11	27 <b>K.TOBA</b>	JPN	SIC58 Squadra Corse	HONDA	1'47.179	14	1'47.078	6	<b>1'46.341</b>	10	0.940	0.111
12	19 <b>S.OGDEN</b>	GBR	VisionTrack Racing Team	HONDA	1'47.265	14	1'47.872	15	<b>1'46.371</b>	9	0.970	0.030
13	96 <b>D.HOLGADO</b>	SPA	Red Bull KTM Tech3	KTM	1'46.702	14	1'47.220	10	<b>1'46.439</b>	8	1.038	0.068
14	24 <b>T.SUZUKI</b>	JPN	Leopard Racing	HONDA	1'48.148	9	1'47.120	8	<b>1'46.445</b>	8	1.044	0.006
15	10 <b>D.MOREIRA</b>	BRA	MT Helmets - MSI	KTM	1'47.075	9	1'47.435	12	<b>1'46.451</b>	3	1.050	0.006
16	54 <b>R.ROSSI</b>	ITA	SIC58 Squadra Corse	HONDA	1'47.494	15	1'48.056	15	<b>1'46.467</b>	10	1.066	0.016
17	95 <b>C.VEIJER</b>	NED	Liqui Moly Husqvarna Intact GP	HUSQVARNA	1'47.899	13	1'50.044	9	<b>1'46.506</b>	12	1.105	0.039
18	7 <b>F.FARIOLI</b>	ITA	Red Bull KTM Tech3	KTM	1'47.069	14	1'48.200	11	<b>1'46.625</b>	14	1.224	0.119
19	55 <b>R.FENATI</b>	ITA	Rivacold Snipers Team	HONDA	1'47.352	12	1'47.506	12	<b>1'46.699</b>	6	1.298	0.074
20	18 <b>M.BERTELLE</b>	ITA	Rivacold Snipers Team	HONDA	1'47.743	16	1'47.201	13	<b>1'46.840</b>	9	1.439	0.141
21	72 <b>T.FURUSATO</b>	JPN	Honda Team Asia	HONDA	1'48.516	10	1'48.992	18	<b>1'46.895</b>	10	1.494	0.055
22	48 <b>I.ORTOLÁ</b>	SPA	Angeluss MTA Team	KTM	1'46.979	14	1'47.317	14	<b>1'46.910</b>	10	1.509	0.015
23	92 <b>D.ALMANSA</b>	SPA	Finetwork Intact GP	HUSQVARNA	1'48.857	14	1'48.367	15	<b>1'47.099</b>	8	1.698	0.189
24	64 <b>M.AJI</b>	INA	Honda Team Asia	HONDA	1'48.668	7	1'48.966	2	<b>1'47.136</b>	12	1.735	0.037
25	63 <b>S.AZMAN</b>	MAL	MT Helmets - MSI	KTM	1'48.074	14	1'48.142	13	<b>1'47.141</b>	9	1.740	0.005
26	82 <b>S.NEPA</b>	ITA	Angeluss MTA Team	KTM	1'48.409	10	<b>1'47.240</b>	11	1'47.601	9	1.839	0.099
27	22 <b>A.CARRASCO</b>	SPA	BOE Motorsports	KTM	1'49.417	15	1'49.045	15	<b>1'47.682</b>	8	2.281	0.442
28	38 <b>D.SALVADOR</b>	SPA	CIP Green Power	KTM	1'48.094	13	1'48.838	14	<b>1'47.996</b>	3	2.595	0.314
29	70 <b>J.WHATLEY</b>	GBR	VisionTrack Racing Team	HONDA	1'49.819	14	1'49.059	14	<b>1'48.717</b>	11	3.316	0.721

<b>Pole Position Record:</b>	2020	<b>Tatsuki SUZUKI</b>	<b>1'45.410</b>	151.0 Km/h
<b>Best Race Lap:</b>	2020	<b>Jaume MASIA</b>	<b>1'46.060</b>	150.1 Km/h
<b>All Time Lap Record:</b>	2021	<b>Andrea MIGNO</b>	<b>1'44.988</b>	151.6 Km/h

The results are provisional until the end of the limit for protest and appeals.

Time limit for protest expires 60' after publication of the results - ..... Time: .....

These data/results cannot be reproduced, stored and/or transmitted in whole or in part by any manner of electronic, mechanical, photocopying, recording, broadcasting or otherwise now known or herein after developed without the previous express consent by the copyright owner, except for reproduction in daily press and regular printed publications on sale to the public within 60 days of the event related to those data/results and always provided that copyright symbol appears together as follows below.

© DORNA, 2023

Official MotoGP Timing by TISSOT  
www.motogp.com

Jerez de la Frontera, Saturday, April 29, 2023





## GRAN PREMIO MotoGP™ GURU BY GRYPFN DE ESPAÑA

## Practice Nr. 3

## Top Speed &amp; Average

12



Rider	Nation	Motorcycle	Top 5 speeds					Average	Top
80 David ALONSO	COL	GASGAS	216.0	216.0	210.9	209.7	209.3	212.4	216.0
19 Scott OGDEN	GBR	HONDA	215.5	211.7	209.7	209.3	209.3	211.1	215.5
7 Filippo FARIOLI	ITA	KTM	214.2	212.1	209.3	208.0	208.0	210.3	214.2
44 David MUÑOZ	SPA	KTM	214.2	213.4	213.4	212.5	211.7	213.0	214.2
63 Syarifuddin AZMAN	MAL	KTM	214.2	212.1	211.7	211.7	211.3	212.2	214.2
66 Joel KELSO	AUS	CFMOTO	213.8	211.3	210.5	210.1	209.7	211.1	213.8
72 Taiyo FURUSATO	JPN	HONDA	213.8	211.3	210.9	210.5	210.5	211.4	213.8
71 Ayumu SASAKI	JPN	HUSQVARNA	213.4	213.0	212.1	208.8	208.8	211.2	213.4
10 Diogo MOREIRA	BRA	KTM	213.0	212.5	212.1	211.3	209.7	211.4	213.0
99 José Antonio RUEDA	SPA	KTM	213.0	212.5	211.7	211.3	211.3	211.9	213.0
54 Riccardo ROSSI	ITA	HONDA	212.5	211.3	210.9	210.9	210.5	211.2	212.5
6 Ryusei YAMANAKA	JPN	GASGAS	212.1	211.7	210.1	209.7	209.7	210.7	212.1
27 Kaito TOBA	JPN	HONDA	212.1	210.5	209.7	208.0	208.0	209.2	212.1
43 Xavier ARTIGAS	SPA	CFMOTO	212.1	212.1	210.9	210.1	209.7	211.0	212.1
53 Deniz ÖNCÜ	TUR	KTM	212.1	210.9	210.9	210.5	210.1	210.6	212.1
95 Collin VEIJER	NED	HUSQVARNA	212.1	210.9	210.5	209.3	209.3	210.4	212.1
5 Jaume MASIA	SPA	HONDA	211.7	210.1	209.7	209.7	209.3	210.1	211.7
96 Daniel HOLGADO	SPA	KTM	211.3	210.9	210.5	210.1	209.7	210.5	211.3
24 Tatsuki SUZUKI	JPN	HONDA	210.9	210.5	210.5	210.1	209.7	210.3	210.9
82 Stefano NEPA	ITA	KTM	210.9	210.1	209.3	208.8	208.0	209.2	210.9
16 Andrea MIGNO	ITA	KTM	210.1	208.0	207.6	207.2	207.2	208.0	210.1
22 Ana CARRASCO	SPA	KTM	210.1	210.1	209.3	208.4	207.6	209.1	210.1
55 Romano FENATI	ITA	HONDA	210.1	206.1	206.1	205.7	205.7	206.6	210.1
64 Mario AJI	INA	HONDA	210.1	208.4	208.0	206.5	206.5	207.9	210.1
92 David ALMANSA	SPA	HUSQVARNA	210.1	209.7	208.8	208.8	206.8	208.8	210.1
38 David SALVADOR	SPA	KTM	209.3	209.3	209.3	209.3	207.6	209.0	209.3
18 Matteo BERTELLE	ITA	HONDA	208.8	208.4	207.6	206.8	206.8	207.7	208.8
48 Ivan ORTOLÁ	SPA	KTM	208.8	208.4	207.2	206.8	206.8	207.4	208.8
70 Joshua WHATLEY	GBR	HONDA	208.0	204.9	204.5	204.1	203.7	205.0	208.0

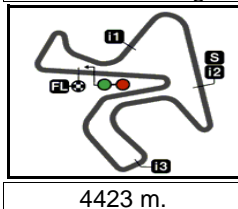
These data/results cannot be reproduced, stored and/or transmitted in whole or in part by any manner of electronic, mechanical, photocopying, recording, broadcasting or otherwise now known or herein after developed without the previous express consent by the copyright owner, except for reproduction in daily press and regular printed publications on sale to the public within 60 days of the event related to those data/results and always provided that copyright symbol appears together as follows below.

© DORNA, 2023

Official MotoGP Timing by TISSOT  
www.motogp.com



Jerez de la Frontera, Saturday, April 29, 2023



\* Lap / Sector time cancelled      T1 Time from finish line to 1st intermediate      T3 Time from 2nd intermed. to 3rd intermed.  
 P Crossing the finish line in pit lane      T2 Time from 1st intermed. to 2nd intermed.      T4 Time from 3rd intermediate to finish line

Lap	Lap Time	T1	T2	T3	T4	Speed	Lap	Lap Time	T1	T2	T3	T4	Speed	
<b>1st</b>	<b>53</b>	<b>Deniz ÖNCÜ</b> Red Bull KTM Ajo TUR				Runs=2 Total laps=13 Full laps=10 Valid laps=5	1	3'21.014	34.742	17.194	32.172	33.926	205.7	
1	4'16.007 *	30.372	16.685	32.185	33.698*	205.7	2	1'48.181 *	26.544	16.592	31.544	33.501*	204.5	
2	<b>1'47.096</b>	26.512	16.304	31.051	33.229	209.3	3	<b>1'47.628</b>	26.387	16.393	31.315	33.533	208.0	
3	<b>1'46.203</b>	26.076	16.230	30.848	33.049	210.1	4	<b>1'47.141</b>	26.221	16.370	31.175	33.375	208.0	
4	1'46.678 *	26.176	16.172	31.029	33.301*	210.9	5	1'52.711 *	26.95*	17.421	33.338	34.995	202.6	
5	1'46.580 *	26.301	16.232	30.956	33.091*	210.1	6	1'44.351 P	26.435	16.534	33.084	28.298	204.9	
6	1'46.437 *	26.058	16.200	30.920	33.259*	210.1	7	1'50.761	30.214	16.355	31.056	33.136	210.1	
7	1'42.407 P	26.313	16.513	31.654	27.927	207.6	8	<b>1'46.549</b>	25.903	16.169	30.990	33.487	211.7	
8	1'49.953 *	28.580	16.302	31.147	33.924*	208.8	9	<b>2'02.783</b>	26.868	17.442	40.446	38.027	191.4	
9	<b>1'45.401</b>	25.791	16.036	30.674	32.900	212.1	10	<b>1'46.912</b>	26.084	16.160	31.242	33.426	212.1	
10	<b>1'45.637</b>	25.797	16.083	30.792	32.965	210.9	11	<b>1'46.029</b>	25.866	16.234	30.885	33.044	209.7	
11	<b>1'45.960</b>	25.851	16.215	30.838	33.056	210.5	12	1'48.282 *	25.90*	16.385	31.931	34.058	209.7	
12	1'45.834 *	25.798	16.170	30.826	33.040*	210.1								
13	1'46.177 *	25.896	16.310	30.905	33.066*	206.8								
<b>2nd</b>	<b>80</b>	<b>David ALONSO</b> Gaviota GASGAS Asp COL				Runs=3 Total laps=11 Full laps=6 Valid laps=6	<b>5th</b>	<b>5</b>	<b>Jaume MASIA</b> Leopard Racing SPA				Runs=3 Total laps=13 Full laps=8 Valid laps=4	
1	2'52.274	29.166	17.005	32.405	34.104	206.8	1	3'30.334	32.093	17.157	32.998	34.187	206.8	
2	<b>1'48.797</b>	26.843	16.606	31.765	33.583	208.4	2	<b>1'48.268</b>	26.737	16.517	31.565	33.449	208.8	
3	<b>1'47.950</b>	26.477	16.506	31.623	33.344	209.7	3	<b>1'47.677</b>	26.489	16.375	31.471	33.342	208.8	
4	<b>1'47.729</b>	26.406	16.484	31.531	33.308	209.3	4	1'47.541 *	26.318	16.547	31.429	33.247*	208.0	
5	3'15.989 P	1'55.49*	17.655	33.593	29.245	196.7	5	1'47.402 *	26.36*	16.437	31.370	33.235	209.7	
6	1'58.844	36.596	16.466	31.929	33.853	207.2	6	1'47.146 *	26.333	16.323	31.311	33.179*	211.7	
7	<b>1'46.427</b>	26.107	16.106	31.125	33.089	216.0	7	1'47.151 P	29.073	16.837	32.794	28.447	208.4	
8	<b>1'47.959</b>	26.164	16.222	31.318	34.255	210.9	8	1'53.267	30.598	16.685	32.260	33.724	205.7	
9	1'47.644 P	28.81*	16.829	32.681	29.320	204.9	9	<b>1'46.086</b>	26.014	16.299	30.966	32.807	209.7	
10	1'56.981	33.697	18.168	32.252	32.864	182.4	10	<b>1'46.037</b>	25.945	16.278	30.897	32.917	208.8	
11	<b>1'45.550</b>	25.901	16.003	30.879	32.767	216.0	11	1'46.115 P	28.885	16.714	32.124	28.392	204.9	
							12	1'52.363 *	28.726	16.472	32.505	34.660*	208.0	
							13	1'47.676 *	26.615	16.666	31.306	33.089*	209.3	
								<b>PIT</b>	26.067	16.307	31.891	28.503	210.1	
<b>3rd</b>	<b>99</b>	<b>José Antonio RUED</b> Red Bull KTM Ajo SPA				Runs=2 Total laps=11 Full laps=8 Valid laps=8	<b>6th</b>	<b>43</b>	<b>Xavier ARTIGAS</b> CFMOTO Racing Pru SPA				Runs=2 Total laps=14 Full laps=11 Valid laps=9	
1	4'10.174	29.284	16.749	32.161	33.472	209.7	1	3'20.182	34.377	16.872	32.155	34.018	206.8	
2	<b>1'47.089</b>	26.412	16.288	31.420	32.969	213.0	2	<b>1'47.908</b>	26.576	16.453	31.445	33.434	208.4	
3	<b>1'46.711</b>	26.333	16.257	31.250	32.871	211.7	3	<b>1'47.445</b>	26.302	16.379	31.321	33.443	208.4	
4	<b>1'48.049</b>	26.199	16.188	31.397	34.265	211.3	4	<b>1'47.311</b>	26.353	16.453	31.293	33.212	208.0	
5	1'42.965 P	26.362	16.417	31.889	28.297	208.8	5	1'55.242 *	27.60*	17.247	35.732	34.659	194.9	
6	1'50.030	29.058	16.593	31.466	32.913	204.1	6	1'43.983 P	26.675	16.503	31.349	29.456	212.1	
7	<b>1'45.845</b>	25.900	16.194	31.090	32.661	210.5	7	1'52.889	29.774	16.957	32.172	33.986	207.6	
8	<b>1'46.061</b>	25.873	16.097	31.167	32.924	211.3	8	<b>1'46.061</b>	26.018	16.186	30.921	32.936	212.1	
9	<b>1'47.382</b>	26.126	16.255	31.606	33.395	209.7	9	<b>1'46.205</b>	26.010	16.295	30.910	32.990	209.7	
10	<b>1'46.060</b>	25.950	16.106	31.121	32.883	212.5	10	<b>1'46.643</b>	26.075	16.283	30.984	33.301	209.3	
11	<b>1'45.969</b>	25.970	16.156	31.034	32.809	211.3	11	<b>1'48.814</b>	27.775	16.457	31.440	33.142	210.1	
							12	1'58.902 *	26.29*	17.233	35.558	39.817	190.1	
							13	<b>1'46.935</b>	26.227	16.266	31.199	33.243	210.9	
							14	<b>1'48.911</b>	27.004	16.654	31.537	33.716	206.8	
<b>4th</b>	<b>6</b>	<b>Ryusei YAMANAKA</b> Gaviota GASGAS Asp JPN				Runs=2 Total laps=12 Full laps=9 Valid laps=6								

**Fastest Lap:** Deniz ÖNCÜ Red Bull KTM Ajo TUR **1'45.401** 25.791 16.036 30.674 32.900

These data/results cannot be reproduced, stored and/or transmitted in whole or in part by any manner of electronic, mechanical, photocopying, recording, broadcasting or otherwise now known or herein after developed without the previous express consent by the copyright owner, except for reproduction in daily press and regular printed publications on sale to the public within 60 days of the event related to those data/results and always provided that copyright symbol appears together as follows below.  
 © DORNA, 2023





## Practice Nr. 3

## Moto3

Lap	Lap Time	T1	T2	T3	T4	Speed	Lap	Lap Time	T1	T2	T3	T4	Speed
<b>7th</b>	<b>16</b>	<b>Andrea MIGNO</b> CIP Green Power ITA				Runs=3 Total laps=10 Full laps=5 Valid laps=5	<b>11th</b>	<b>27</b>	<b>Kaito TOBA</b> SIC58 Squadra Corse JPN				Runs=3 Total laps=11 Full laps=7 Valid laps=5
1	3'22.391	35.404	17.362	32.798	33.967	202.2	1	4'13.494	28.787	16.756	32.199	33.846	205.7
2	<b>1'48.127</b>	26.584	16.504	31.573	33.466	207.6	2	<b>1'47.854</b>	26.724	16.315	31.398	33.417	208.0
3	<b>1'47.612</b>	26.383	16.473	31.323	33.433	208.0	3	<b>1'47.124</b>	26.305	16.361	31.220	33.238	208.0
4	<b>1'47.737</b>	26.379	16.562	31.414	33.382	207.2	4	1'47.336 *	26.289	16.293	31.246	33.508*	206.8
5	1'48.003 P	29.20*	16.892	32.533	29.373	200.3	5	1'47.285 *	26.562	16.203	31.291	33.229*	212.1
6	1'54.158	29.797	17.040	32.210	35.111	201.4	6	<b>1'46.958</b>	26.217	16.216	31.291	33.234	209.7
7	<b>1'47.024</b>	26.207	16.389	31.244	33.184	207.2	7	1'42.258 P	26.622	16.303	31.330	28.003	207.2
8	1'43.492 P	27.193	16.781	31.851	27.667	203.0	8	1'48.169 P	27.559	16.345	31.923	32.342	208.0
9	1'55.571	30.913	17.540	33.973	33.145	201.8	9	1'48.165	27.278	16.219	31.168	33.500	208.0
10	<b>1'46.070</b>	25.974	16.220	31.024	32.852	210.1	10	<b>1'46.341</b>	26.026	16.261	30.909	33.145	210.5
<b>8th</b>	<b>44</b>	<b>David MUÑOZ</b> BOE Motorsports SPA				Runs=2 Total laps=13 Full laps=10 Valid laps=9	<b>12th</b>	<b>19</b>	<b>Scott OGDEN</b> VisionTrack Racing T GBR				Runs=2 Total laps=14 Full laps=11 Valid laps=8
1	3'07.295	32.291	16.992	32.498	36.962	207.6	1	4'12.114	29.221	16.829	32.989	34.331	208.0
2	<b>1'48.290</b>	26.727	16.510	31.706	33.347	210.9	2	<b>1'47.458</b>	26.580	16.371	31.446	33.061	208.4
3	<b>1'48.326</b>	26.581	16.600	31.627	33.518	209.3	3	<b>1'47.470</b>	26.435	16.281	31.303	33.451	209.3
4	<b>2'03.299</b>	28.099	17.458	34.960	42.782	197.4	4	<b>1'49.907</b>	26.998	17.506	32.034	33.369	189.1
5	1'54.964 *	27.15*	16.940	33.666	37.200	204.1	5	<b>1'47.656</b>	26.475	16.395	31.432	33.354	208.0
6	<b>1'47.990</b>	26.571	16.404	31.459	33.556	212.5	6	<b>1'47.013</b>	26.310	16.205	31.331	33.167	209.7
7	1'46.041 P	27.357	16.843	32.839	29.002	211.7	7	1'49.166 P	30.318	16.705	32.214	29.929	203.7
8	1'52.683	31.615	16.340	31.567	33.161	211.3	8	1'51.873	29.340	16.443	32.008	34.082	206.5
9	<b>1'46.667</b>	26.059	16.179	31.169	33.260	213.4	9	<b>1'46.371</b>	26.196	16.171	30.979	33.025	209.3
10	<b>1'46.179</b>	26.113	16.133	30.990	32.943	214.2	10	<b>1'46.876</b>	26.083	16.024	31.291	33.478	215.5
11	<b>1'52.494</b>	26.943	17.998	34.290	33.263	192.5	11	2'02.837 *	32.24*	18.759	33.270	38.562	181.5
12	<b>1'49.318</b>	26.274	16.546	31.609	34.889	209.3	12	1'48.188 *	26.288	16.069	31.528	34.303*	211.7
13	<b>1'47.527</b>	26.201	16.182	31.534	33.610	213.4	13	1'51.116 *	26.329	16.354	34.670*	33.763	207.2
<b>9th</b>	<b>66</b>	<b>Joel KELSO</b> CFMOTO Racing Pru AUS				Runs=3 Total laps=8 Full laps=4 Valid laps=4	14	<b>1'49.306</b>	26.215	16.471	31.655	34.965	205.3
1	3'24.968 P	34.728	18.334	37.572	31.927	193.5	<b>13th</b>	<b>96</b>	<b>Daniel HOLGADO</b> Red Bull KTM Tech3 SPA				Runs=2 Total laps=13 Full laps=10 Valid laps=9
2	1'53.075	31.226	16.648	31.714	33.487	209.7	1	2'38.150	29.735	17.076	32.317	33.977	204.5
3	<b>1'47.285</b>	26.372	16.329	31.321	33.263	211.3	2	<b>1'48.775</b>	26.828	16.582	31.747	33.618	208.8
4	<b>1'49.066</b>	26.419	16.496	31.724	34.427	210.5	3	<b>1'48.545</b>	26.819	16.606	31.655	33.465	206.8
5	<b>1'48.586</b>	26.507	16.518	31.729	33.832	208.4	4	<b>1'48.108</b>	26.597	16.519	31.504	33.488	207.6
6	1'52.532 P	29.599	17.585	33.712	31.636	193.8	5	1'49.009 *	26.510	16.557	31.439	34.503*	208.0
7	1'51.368	28.386	16.688	32.044	34.250	210.1	6	1'45.345 P	26.706	16.654	31.920	30.065	211.3
8	<b>1'46.187</b>	26.123	16.151	31.026	32.887	213.8	7	1'51.410 *	29.267	16.493	31.863	33.787*	208.8
PIT	27.415	17.583	34.290	31.377	191.1		8	<b>1'46.439</b>	26.094	16.199	31.081	33.065	210.9
<b>10th</b>	<b>71</b>	<b>Ayumu SASAKI</b> Liqui Moly Husqvarna JPN				Runs=2 Total laps=11 Full laps=8 Valid laps=7	9	<b>1'46.726</b>	26.200	16.316	31.020	33.190	210.1
1	4'08.204	28.678	16.727	31.848	33.922	206.8	10	<b>2'02.817</b>	34.344	16.970	33.186	38.317	200.0
2	<b>1'48.009</b>	26.533	16.493	31.326	33.657	207.6	11	<b>1'46.642</b>	26.087	16.327	31.151	33.077	208.8
3	1'47.500 *	26.362	16.463	31.137*	33.538	207.6	12	<b>1'46.513</b>	26.086	16.327	31.015	33.085	209.7
4	<b>1'47.275</b>	26.268	16.370	31.187	33.450	208.8	13	<b>1'46.719</b>	26.069	16.308	31.193	33.149	210.5
5	<b>1'53.066</b>	31.832	16.297	31.258	33.679	213.4	<b>14th</b>	<b>24</b>	<b>Tatsuki SUZUKI</b> Leopard Racing JPN				Runs=3 Total laps=11 Full laps=6 Valid laps=3
6	<b>1'46.920</b>	26.280	16.243	31.152	33.245	212.1	1	3'24.005	32.674	17.272	33.262	34.288	203.7
7	1'49.373 P	30.152	17.148	32.304	29.769	201.8	2	1'52.602 *	26.804	16.443	31.903	37.452*	210.5
8	1'51.095	28.445	16.659	31.376	34.615	206.8	3	1'50.532 *	27.453	16.701	32.570	33.808*	207.6
9	<b>1'46.230</b>	26.059	16.123	30.871	33.177	213.0	4	1'48.740 *	26.502	16.411	31.940	33.887*	210.9
10	<b>1'48.661</b>	27.686	16.392	31.332	33.251	208.4	5	1'52.198 P	29.66*	17.155	33.531	31.845	203.0
11	<b>1'46.452</b>	26.019	16.295	30.901	33.237	208.8	6	1'53.562	30.392	16.844	32.174	34.152	207.2
PIT	27.501	16.958	33.001	30.474	203.0		7	<b>1'47.086</b>	26.349	16.263	31.270	33.204	209.7

**Fastest Lap:** Deniz ÖNCÜ Red Bull KTM Ajo TUR **1'45.401** 25.791 16.036 30.674 32.900

These data/results cannot be reproduced, stored and/or transmitted in whole or in part by any manner of electronic, mechanical, photocopying, recording, broadcasting or otherwise now known or herein after developed without the previous express consent by the copyright owner, except for reproduction in daily press and regular printed publications on sale to the public within 60 days of the event related to those data/results and always provided that copyright symbol appears together as follows below.  
© DORNA, 2023

## Practice Nr. 3

## Moto3

Lap	Lap Time	T1	T2	T3	T4	Speed	Lap	Lap Time	T1	T2	T3	T4	Speed
8	<b>1'46.445</b>	26.201	16.179	30.983	33.082	210.1	7	1'42.904 P	26.781	16.766	31.808	27.549	202.6
9	1'45.020 P	27.269	16.375	32.053	29.323	208.8	8	1'50.538 *	28.706	16.746	31.635	33.451*	203.7
10	1'54.059	31.027	16.553	33.276	33.203	206.8	9	1'47.803 *	26.388	16.453	31.342	33.620*	205.7
11	<b>1'46.474</b>	26.199	16.182	30.988	33.105	210.5	10	<b>1'47.316</b>	26.195	16.093	31.524	33.504	214.2
<b>15th 10</b>	<b>Diogo MOREIRA</b>	MT Helmets - MSI		BRA			11	2'03.959 *	33.24*	17.688	34.186	38.840*	203.3
	Runs=3	Total laps=10	Full laps=6	Valid laps=5			12	<b>1'47.240</b>	26.275	16.556	31.291	33.118	206.5
1	4'11.003	28.208	16.422	32.459	33.581	212.1	13	<b>1'46.811</b>	26.139	16.385	31.272	33.015	212.1
2	<b>1'47.075</b>	26.340	16.345	31.366	33.024	211.3	14	<b>1'46.625</b>	26.090	16.348	31.164	33.023	209.3
3	<b>1'46.451</b>	26.119	16.222	31.208	32.902	212.5	<b>19th 55</b>	<b>Romano FENATI</b>	Rivacold Snipers Tea		ITA		
4	<b>1'47.172</b>	26.140	16.401	31.407	33.224	209.3		Runs=3	Total laps=10	Full laps=5	Valid laps=3		
5	<b>1'49.227</b>	26.655	16.496	31.729	34.347	213.0	1	2'54.242	29.792	16.856	32.186	33.799	204.5
6	1'47.942 P	26.616	16.796	35.619	28.911	207.6	2	1'48.307 *	26.592	16.495	31.675	33.545*	206.1
7	1'49.688 P	28.138	16.615	32.218	32.717	206.8	3	<b>1'48.136</b>	26.489	16.435	31.750	33.462	206.1
8	1'48.033	27.284	16.362	31.154	33.233	209.7	4	9'49.252 P	26.587	16.477	51.994	8'14.194	205.7
9	1'46.638 *	26.082	16.354	31.050*	33.152	209.7	5	1'57.207	34.457	16.551	32.114	34.085	204.9
10	<b>2'01.468</b>	27.887	16.949	31.756	44.876	204.5	6	<b>1'46.699</b>	26.167	16.191	31.278	33.063	210.1
<b>16th 54</b>	<b>Riccardo ROSSI</b>	SIC58 Squadra Corse		ITA			7	<b>1'47.000</b>	26.212	16.351	31.221	33.216	205.7
	Runs=3	Total laps=11	Full laps=7	Valid laps=5			8	1'41.929 P	26.455	16.494	31.507	27.473	204.5
1	3'31.153	29.464	17.078	33.118	34.695	206.8	9	1'55.208	29.582	16.541	34.239	34.846	203.7
2	<b>1'48.451</b>	26.506	16.453	31.843	33.649	211.3	10	1'46.273 *	26.052	16.269	31.026	32.926*	205.7
3	<b>1'47.368</b>	26.410	16.385	31.375	33.198	208.4		PIT	26.021	16.252	37.157	27.535	205.3
4	<b>1'47.302</b>	26.342	16.294	31.357	33.309	210.9	<b>20th 18</b>	<b>Matteo BERTELLE</b>	Rivacold Snipers Tea		ITA		
5	1'47.241 *	26.34*	16.267	31.314	33.311	210.9		Runs=3	Total laps=13	Full laps=8	Valid laps=7		
6	1'47.103 *	26.168	16.245	31.344	33.346*	212.5	1	3'12.918	33.637	17.653	33.146	34.326	200.7
7	1'46.059 P	27.468	17.031	33.222	28.338	198.5	2	<b>1'49.981</b>	27.370	16.713	32.093	33.805	206.1
8	1'49.938 P	27.804	16.316	31.760	34.058	209.7	3	<b>1'48.813</b>	26.762	16.546	31.809	33.696	206.5
9	1'48.413 *	27.516	16.306	31.381*	33.210*	210.1	4	<b>1'48.770</b>	26.689	16.564	31.736	33.781	206.1
10	<b>1'46.467</b>	26.034	16.217	31.198	33.018	210.5	5	1'57.450 *	28.67*	19.635	33.759	35.381	185.2
11	<b>2'02.333</b>	30.711	16.911	33.232	41.479	184.3	6	1'43.912 P	26.780	16.525	31.728	28.879	208.8
<b>17th 95</b>	<b>Collin VEIJER</b>	Liqui Moly Husqvarna		NED			7	1'54.638	32.169	16.850	31.974	33.645	206.8
	Runs=3	Total laps=13	Full laps=8	Valid laps=8			8	<b>1'47.966</b>	26.526	16.395	31.740	33.305	207.6
1	4'08.753	28.671	16.623	31.911	33.584	208.0	9	<b>1'46.840</b>	26.302	16.306	31.215	33.017	208.4
2	<b>1'47.690</b>	26.490	16.276	31.510	33.414	210.5	10	1'42.854 P	26.921	16.535	31.748	27.650	206.8
3	<b>1'47.454</b>	26.414	16.279	31.446	33.315	210.9	11	1'54.352	29.773	16.735	33.697	34.147	205.3
4	<b>1'47.374</b>	26.458	16.209	31.465	33.242	212.1	12	<b>1'47.712</b>	26.385	16.641	31.412	33.274	203.7
5	1'46.163 P	28.380	16.787	32.792	28.204	208.8	13	<b>1'47.001</b>	26.235	16.353	31.230	33.183	206.5
6	1'51.061	29.375	16.539	31.591	33.556	209.3	<b>21st 72</b>	<b>Taiyo FURUSATO</b>	Honda Team Asia		JPN		
7	<b>1'47.029</b>	26.325	16.283	31.175	33.246	209.3		Runs=2	Total laps=11	Full laps=8	Valid laps=6		
8	1'42.804 P	26.806	16.462	31.572	27.964	207.6	1	4'11.356	28.838	16.656	32.694	33.717	208.4
9	1'49.617	28.030	16.549	31.664	33.374	206.1	2	<b>1'48.030</b>	26.569	16.462	31.624	33.375	210.5
10	<b>1'47.238</b>	26.293	16.259	31.354	33.332	208.0	3	1'47.522 *	26.338	16.353	31.367	33.464*	209.3
11	<b>1'46.637</b>	26.156	16.246	31.036	33.199	208.0	4	1'49.159 *	28.025	16.224	31.414	33.496*	210.5
12	<b>1'46.506</b>	26.080	16.243	31.006	33.177	208.4	5	<b>1'49.498</b>	26.416	16.172	31.437	35.473	213.8
13	<b>1'47.312</b>	26.176	16.400	31.206	33.530	206.1	6	<b>1'47.185</b>	26.218	16.283	31.370	33.314	211.3
<b>18th 7</b>	<b>Filippo FARIOLI</b>	Red Bull KTM Tech3		ITA			7	1'46.083 P	27.155	17.164	32.562	29.202	200.7
	Runs=2	Total laps=14	Full laps=11	Valid laps=7			8	1'51.027	28.161	16.363	31.854	34.649	210.9
1	2'41.073	29.145	16.940	32.321	33.973	204.1	9	<b>1'46.992</b>	26.138	16.331	31.214	33.309	208.8
2	1'48.989 *	26.819	16.716	31.752	33.702*	205.7	10	<b>1'46.895</b>	26.007	16.356	31.169	33.363	209.7
3	<b>1'48.096</b>	26.602	16.481	31.518	33.495	208.0	11	<b>2'04.417</b>	30.245	19.408	32.656	42.108	162.6
4	<b>1'47.885</b>	26.499	16.445	31.547	33.394	207.6	<b>22nd 48</b>	<b>Ivan ORTOLÁ</b>	Angeluss MTA Team		SPA		
5	<b>1'47.637</b>	26.398	16.444	31.477	33.318	206.8		Runs=3	Total laps=12	Full laps=7	Valid laps=6		
6	1'47.911 *	26.75*	16.412	31.405	33.339*	208.0	1	2'46.124	30.404	16.929	31.996	33.891	205.7

**Fastest Lap:** Deniz ÖNCÜ Red Bull KTM Ajo TUR **1'45.401** 25.791 16.036 30.674 32.900

These data/results cannot be reproduced, stored and/or transmitted in whole or in part by any manner of electronic, mechanical, photocopying, recording, broadcasting or otherwise now known or herein after developed without the previous express consent by the copyright owner, except for reproduction in daily press and regular printed publications on sale to the public within 60 days of the event related to those data/results and always provided that copyright symbol appears together as follows below.  
© DORNA, 2023

## Practice Nr. 3

## Moto3

Lap	Lap Time	T1	T2	T3	T4	Speed	Lap	Lap Time	T1	T2	T3	T4	Speed
2	<b>1'48.524</b>	26.655	16.488	31.702	33.679	206.8	2	<b>1'48.977</b>	26.787	16.426	32.044	33.720	209.3
3	<b>1'48.553</b>	26.485	16.545	31.784	33.739	206.8	3	<b>1'48.100</b>	26.552	16.301	31.711	33.536	210.1
4	<b>1'48.666</b>	26.450	16.662	32.002	33.552	206.8	4	<b>1'47.922</b>	26.440	<b>16.276</b>	31.579	33.627	<b>210.9</b>
5	1'48.706 *	26.63*	16.685	31.770	33.615	206.1	5	1'57.800 *	26.89*	16.969	34.772	39.169	197.0
6	1'43.909 P	26.537	16.598	31.838	<b>28.936</b>	<b>206.8</b>	6	<b>1'48.324</b>	26.630	16.515	31.597	33.582	206.8
7	1'52.629 *	30.273	16.834	31.851	33.671*	205.7	7	1'49.222 P	28.290	17.405	34.323	<b>29.204</b>	191.4
8	1'42.085 P	26.366	16.513	31.508	<b>27.698</b>	<b>208.4</b>	8	2'05.935	27.884	16.446	32.175	49.430	208.0
9	2'01.045	27.845	16.286	32.280	44.634	<b>208.8</b>	9	<b>1'47.601</b>	26.462	16.376	<b>31.352</b>	<b>33.411</b>	208.8
10	<b>1'46.910</b>	<b>26.265</b>	<b>16.270</b>	<b>31.250</b>	<b>33.125</b>	207.2	10	<b>1'54.015</b>	29.197	18.128	32.194	34.496	202.6
11	<b>1'58.999</b>	33.940	18.820	32.614	33.625	163.3	11	<b>1'48.171</b>	<b>26.321</b>	16.575	31.733	33.542	206.5
12	<b>1'58.601</b>	26.500	18.354	32.919	40.828	202.2		<b>PIT</b>	26.689	16.769	32.210	29.574	<b>200.3</b>

**23rd 92 David ALMANSA** Finetwork Intact GP SPA  
Runs=2 Total laps=10 Full laps=7 Valid laps=7

1	2'36.470	32.762	17.686	32.731	34.558	203.7
2	<b>1'49.906</b>	27.015	16.650	32.174	34.067	205.3
3	<b>1'49.449</b>	27.495	16.572	31.844	33.538	209.7
4	<b>1'48.699</b>	26.826	16.563	31.767	33.543	206.8
5	3'30.130 P	2'10.977	17.482	32.860	<b>28.811</b>	202.2
6	1'53.046	31.470	16.498	31.598	33.480	206.5
7	<b>1'59.662</b>	30.668	17.223	33.292	38.479	200.7
8	<b>1'47.099</b>	26.286	<b>16.259</b>	31.404	<b>33.150</b>	208.8
9	<b>1'47.314</b>	26.277	16.394	<b>31.309</b>	33.334	<b>210.1</b>
10	<b>1'47.462</b>	<b>26.148</b>	16.337	31.353	33.624	208.8

**24th 64 Mario AJI** Honda Team Asia INA  
Runs=2 Total laps=12 Full laps=9 Valid laps=8

1	4'09.038	32.222	16.947	38.378	38.270	201.1
2	<b>1'48.327</b>	26.879	16.451	31.398	33.599	204.5
3	1'47.449 *	26.440	<b>16.253</b>	31.392	33.364*	208.0
4	<b>1'47.383</b>	26.465	16.407	31.344	33.167	206.1
5	<b>1'52.420</b>	26.814	16.979	34.710	33.917	199.2
6	<b>1'47.184</b>	26.488	16.302	31.255	<b>33.139</b>	208.4
7	1'49.592 P	27.181	17.173	35.108	<b>30.130</b>	198.1
8	1'55.831	29.880	16.877	31.723	37.351	200.3
9	<b>2'03.050</b>	32.354	17.956	34.270	38.470	177.3
10	<b>1'47.232</b>	<b>26.160</b>	16.328	31.301	33.443	<b>210.1</b>
11	<b>1'48.242</b>	26.310	16.438	31.505	33.989	206.5
12	<b>1'47.136</b>	26.327	16.380	<b>31.191</b>	33.238	206.5

**25th 63 Syarifuddin AZMAN** MT Helmets - MSI MAL  
Runs=3 Total laps=10 Full laps=6 Valid laps=5

1	3'24.291	39.363	18.579	33.318	34.385	193.2
2	<b>1'48.840</b>	26.618	16.440	32.102	33.680	<b>214.2</b>
3	<b>1'53.308</b>	26.675	16.573	35.773	34.287	208.8
4	<b>1'47.859</b>	26.312	16.537	31.558	33.452	211.7
5	1'48.614 *	26.65*	16.353	31.651	33.957	211.7
6	1'44.359 P	26.710	16.536	32.060	<b>29.053</b>	209.7
7	1'49.618 P	28.034	16.561	32.304	<b>32.719</b>	209.7
8	1'49.365 *	27.886	16.613	31.743	33.123*	211.3
9	<b>1'47.141</b>	<b>26.101</b>	<b>16.236</b>	<b>31.380</b>	<b>33.424</b>	212.1
10	<b>2'01.404</b>	28.710	16.846	34.486	41.362	192.5

**26th 82 Stefano NEPA** Angeluss MTA Team ITA  
Runs=2 Total laps=11 Full laps=8 Valid laps=7

1	3'30.782	32.190	17.322	33.070	34.470	208.0
---	----------	--------	--------	--------	--------	-------

**27th 22 Ana CARRASCO** BOE Motorsports SPA  
Runs=2 Total laps=10 Full laps=7 Valid laps=6

1	3'05.039	32.840	17.014	32.765	34.252	206.1
2	<b>1'49.951</b>	26.981	16.789	32.164	34.017	207.2
3	<b>1'49.672</b>	27.506	16.581	31.825	33.760	<b>210.1</b>
4	<b>1'48.804</b>	26.808	16.648	31.739	33.609	207.6
5	2'03.353 *	29.38*	18.733	36.493	38.746	161.4
6	1'47.654 P	26.780	16.608	32.097	<b>32.169</b>	209.3
7	1'56.996	28.350	16.812	31.814	40.020	206.8
8	<b>1'47.682</b>	<b>26.419</b>	<b>16.410</b>	<b>31.482</b>	<b>33.371</b>	210.1
9	<b>1'59.239</b>	26.630	16.659	35.036	40.914	204.5
10	<b>1'55.373</b>	26.806	16.589	31.743	40.235	208.4

**28th 38 David SALVADOR** CIP Green Power SPA  
Runs=3 Total laps=11 Full laps=6 Valid laps=3

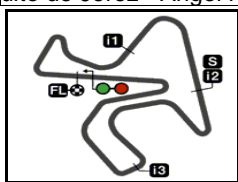
1	3'22.766	41.611	17.251	32.880	34.128	202.6
2	<b>1'48.004</b>	26.570	<b>16.476</b>	31.580	<b>33.378</b>	<b>209.3</b>
3	<b>1'47.996</b>	26.511	16.525	31.425	33.535	209.3
4	1'47.758 *	26.415	16.539	31.280*	33.524	209.3
5	1'52.717 *	27.53*	17.706	32.911	34.564	188.1
6	1'43.701 P	26.463	16.477	<b>31.374</b>	<b>29.387</b>	209.3
7	1'54.413	29.454	17.334	32.071	35.554	198.8
8	<b>1'48.140</b>	26.506	16.596	31.444	33.594	207.6
9	1'42.735 P	26.714	16.639	31.669	<b>27.713</b>	206.8
10	1'54.574	30.076	17.533	33.275	33.690	189.4
11	1'57.084 *	<b>26.359</b>	18.113	33.546	39.066*	193.2

**29th 70 Joshua WHATLEY** VisionTrack Racing T GBR  
Runs=2 Total laps=12 Full laps=9 Valid laps=7

1	3'23.006	33.439	18.385	38.389	36.957	179.1
2	<b>1'50.743</b>	27.249	16.863	32.516	34.115	204.1
3	<b>1'50.395</b>	26.852	16.705	32.599	34.239	204.9
4	1'52.125 *	28.072	17.445	32.723	33.885*	200.3
5	1'53.258 *	27.07*	16.794	34.895	34.493	203.7
6	<b>1'50.330</b>	26.986	16.795	32.454	34.095	203.0
7	1'51.733 P	29.198	17.665	35.507	<b>29.363</b>	187.8
8	2'03.359	33.097	18.203	37.253	34.806	187.1
9	<b>2'03.026</b>	26.909	18.193	37.327	40.597	187.5
10	<b>1'49.055</b>	26.706	16.692	32.028	<b>33.629</b>	204.5
11	<b>1'48.717</b>	26.728	<b>16.577</b>	<b>31.779</b>	33.633	<b>208.0</b>
12	<b>1'48.978</b>	<b>26.635</b>	16.737	31.827	33.779	202.2

**Fastest Lap:** Deniz ÖNCÜ Red Bull KTM Ajo TUR **1'45.401** 25.791 16.036 30.674 32.900

These data/results cannot be reproduced, stored and/or transmitted in whole or in part by any manner of electronic, mechanical, photocopying, recording, broadcasting or otherwise now known or herein after developed without the previous express consent by the copyright owner, except for reproduction in daily press and regular printed publications on sale to the public within 60 days of the event related to those data/results and always provided that copyright symbol appears together as follows below.  
© DORNA, 2023



4423 m.

GRAN PREMIO MotoGP™ GURU BY GRYPYN DE ESPAÑA

Practice Nr. 3

Best Partial Times

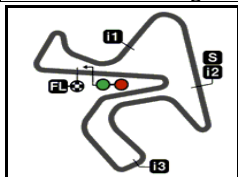
IT Ideal Lap Time, sum of the best partial times

BT Best Lap Time

T1		T2		T3		T4		IT		BT		
Pos	Rider	Time	Rider	Time	Rider	Time	Rider	Time	Pos	Rider	IT	BT
1	D.ÖNCÜ	25.791	D.ALONSO	16.003	D.ÖNCÜ	30.674	J.RUEDA	32.661	1	D.ÖNCÜ	1'45.401	1'45.401 (1)
2	R.YAMANAKA	25.866	S.OGDEN	16.024	A.SASAKI	30.871	D.ALONSO	32.767	2	D.ALONSO	1'45.550	1'45.550 (2)
3	J.RUEDA	25.873	D.ÖNCÜ	16.036	D.ALONSO	30.879	J.MASIA	32.807	3	J.RUEDA	1'45.665	1'45.845 (3)
4	D.ALONSO	25.901	F.FARIOLI	16.093	R.YAMANAKA	30.885	A.MIGNO	32.852	4	J.MASIA	1'45.927	1'46.037 (5)
5	J.MASIA	25.945	J.RUEDA	16.097	J.MASIA	30.897	J.KELSO	32.887	5	R.YAMANAKA	1'45.955	1'46.029 (4)
6	A.MIGNO	25.974	A.SASAKI	16.123	K.TOBA	30.909	D.ÖNCÜ	32.900	6	X.ARTIGAS	1'46.042	1'46.061 (6)
7	T.FURUSATO	26.007	D.MUÑOZ	16.133	X.ARTIGAS	30.910	D.MOREIRA	32.902	7	A.MIGNO	1'46.070	1'46.070 (7)
8	X.ARTIGAS	26.010	J.KELSO	16.151	S.OGDEN	30.979	X.ARTIGAS	32.936	8	S.OGDEN	1'46.111	1'46.371 (12)
9	A.SASAKI	26.019	R.YAMANAKA	16.160	T.SUZUKI	30.983	D.MUÑOZ	32.943	9	D.MUÑOZ	1'46.125	1'46.179 (8)
10	R.FENATI	26.021	T.FURUSATO	16.172	D.MUÑOZ	30.990	F.FARIOLI	33.015	10	J.KELSO	1'46.187	1'46.187 (9)
11	K.TOBA	26.026	T.SUZUKI	16.179	C.VEIJER	31.006	M.BERTELLE	33.017	11	A.SASAKI	1'46.190	1'46.230 (10)
12	R.ROSSI	26.034	X.ARTIGAS	16.186	D.HOLGADO	31.015	R.ROSSI	33.018	12	K.TOBA	1'46.283	1'46.341 (11)
13	D.MUÑOZ	26.059	R.FENATI	16.191	A.MIGNO	31.024	S.OGDEN	33.025	13	R.FENATI	1'46.301	1'46.699 (19)
14	D.HOLGADO	26.069	D.HOLGADO	16.199	R.FENATI	31.026	R.YAMANAKA	33.044	14	D.HOLGADO	1'46.348	1'46.439 (13)
15	C.VEIJER	26.080	K.TOBA	16.203	J.KELSO	31.026	R.FENATI	33.063	15	D.MOREIRA	1'46.360	1'46.451 (15)
16	D.MOREIRA	26.082	C.VEIJER	16.209	J.RUEDA	31.034	D.HOLGADO	33.065	16	F.FARIOLI	1'46.362	1'46.625 (18)
17	S.OGDEN	26.083	R.ROSSI	16.217	D.MOREIRA	31.154	T.SUZUKI	33.082	17	T.SUZUKI	1'46.443	1'46.445 (14)
18	F.FARIOLI	26.090	A.MIGNO	16.220	F.FARIOLI	31.164	I.ORTOLÁ	33.125	18	R.ROSSI	1'46.467	1'46.467 (16)
19	S.AZMAN	26.101	D.MOREIRA	16.222	T.FURUSATO	31.169	M.AJI	33.139	19	C.VEIJER	1'46.472	1'46.506 (17)
20	J.KELSO	26.123	S.AZMAN	16.236	M.AJI	31.191	K.TOBA	33.145	20	T.FURUSATO	1'46.657	1'46.895 (21)
21	D.ALMANSA	26.148	M.AJI	16.253	R.ROSSI	31.198	D.ALMANSA	33.150	21	M.AJI	1'46.743	1'47.136 (24)
22	M.AJI	26.160	D.ALMANSA	16.259	M.BERTELLE	31.215	A.SASAKI	33.177	22	M.BERTELLE	1'46.773	1'46.840 (20)
23	T.SUZUKI	26.199	I.ORTOLÁ	16.270	I.ORTOLÁ	31.250	C.VEIJER	33.177	23	D.ALMANSA	1'46.866	1'47.099 (23)
24	M.BERTELLE	26.235	S.NEPA	16.276	D.ALMANSA	31.309	T.FURUSATO	33.309	24	I.ORTOLÁ	1'46.910	1'46.910 (22)

These data/results cannot be reproduced, stored and/or transmitted in whole or in part by any manner of electronic, mechanical, photocopying, recording, broadcasting or otherwise now known or herein after developed without the previous express consent by the copyright owner, except for reproduction in daily press and regular printed publications on sale to the public within 60 days of the event related to those data/results and always provided that copyright symbol appears together as follows below.  
© DORNA, 2023





4423 m.

**GRAN PREMIO MotoGP™ GURU BY GRYPYN DE ESPAÑA**

**Practice Nr. 3**

**Best Partial Times**

*IT* Ideal Lap Time, sum of the best partial times

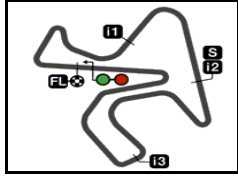
*BT* Best Lap Time

<b>T1</b>		<b>T2</b>		<b>T3</b>		<b>T4</b>				<i>IT</i>	<i>BT</i>	
<i>Pos</i>	<i>Rider</i>	<i>Time</i>	<i>Rider</i>	<i>Time</i>	<i>Rider</i>	<i>Time</i>	<i>Rider</i>	<i>Time</i>	<i>Pos</i>	<i>Rider</i>		
25	I.ORTOLÁ	26.265	J.MASIA	16.278	S.NEPA	31.352	A.CARRASCO	33.371	25	<b>S.AZMAN</b>	1'47.141	1'47.141 (25)
26	<b>S.NEPA</b>	<b>26.321</b>	<b>M.BERTELLE</b>	<b>16.306</b>	<b>D.SALVADOR</b>	<b>31.374</b>	<b>D.SALVADOR</b>	<b>33.378</b>	26	<b>S.NEPA</b>	1'47.360	1'47.601 (26)
27	D.SALVADOR	26.359	A.CARRASCO	16.410	S.AZMAN	31.380	S.NEPA	33.411	27	<b>D.SALVADOR</b>	1'47.587	1'47.996 (28)
28	<b>A.CARRASCO</b>	<b>26.419</b>	<b>D.SALVADOR</b>	<b>16.476</b>	<b>A.CARRASCO</b>	<b>31.482</b>	<b>S.AZMAN</b>	<b>33.424</b>	28	<b>A.CARRASCO</b>	1'47.682	1'47.682 (27)
29	J.WHATLEY	26.635	J.WHATLEY	16.577	J.WHATLEY	31.779	J.WHATLEY	33.629	29	<b>J.WHATLEY</b>	1'48.620	1'48.717 (29)

These data/results cannot be reproduced, stored and/or transmitted in whole or in part by any manner of electronic, mechanical, photocopying, recording, broadcasting or otherwise now known or herein after developed without the previous express consent by the copyright owner, except for reproduction in daily press and regular printed publications on sale to the public within 60 days of the event related to those data/results and always provided that copyright symbol appears together as follows below.  
© DORNA, 2023

Official MotoGP Timing by **TISSOT**  
www.motogp.com





4423 m.

## GRAN PREMIO MotoGP™ GURU BY GRYPYN DE ESPAÑA

## Practice Nr. 3

## Fastest Laps Sequence

Practice Time	 Rider	Nation	Motorcycle	Time	Km/h	Rider's Lap
4'26.376	92 David ALMANSA	SPA	HUSQVARNA	1'49.906	144.8	2
4'26.925	96 Daniel HOLGADO	SPA	KTM	1'48.775	146.3	2
4'34.648	48 Ivan ORTOLÁ	SPA	KTM	1'48.524	146.7	2
4'55.585	44 David MUÑOZ	SPA	KTM	1'48.290	147.0	2
5'08.090	43 Xavier ARTIGAS	SPA	CFMOTO	1'47.908	147.5	2
5'56.443	95 Collin VEIJER	NED	HUSQVARNA	1'47.690	147.8	2
5'57.263	99 José Antonio RUEDA	SPA	KTM	1'47.089	148.6	2
5'58.078	10 Diogo MOREIRA	BRA	KTM	1'47.075	148.7	2
7'43.974	99 José Antonio RUEDA	SPA	KTM	1'46.711	149.2	3
7'44.529	10 Diogo MOREIRA	BRA	KTM	1'46.451	149.5	3
7'49.306	53 Deniz ÖNCÜ	TUR	KTM	1'46.203	149.9	3
20'45.500	5 Jaume MASIA	SPA	HONDA	1'46.086	150.0	9
20'46.887	43 Xavier ARTIGAS	SPA	CFMOTO	1'46.061	150.1	8
22'31.537	5 Jaume MASIA	SPA	HONDA	1'46.037	150.1	10
23'07.986	99 José Antonio RUEDA	SPA	KTM	1'45.845	150.4	7
23'09.346	53 Deniz ÖNCÜ	TUR	KTM	1'45.401	151.0	9

These data/results cannot be reproduced, stored and/or transmitted in whole or in part by any manner of electronic, mechanical, photocopying, recording, broadcasting or otherwise now known or herein after developed without the previous express consent by the copyright owner, except for reproduction in daily press and regular printed publications on sale to the public within 60 days of the event related to those data/results and always provided that copyright symbol appears together as follows below.

© DORNA, 2023

Official MotoGP Timing by TISSOT  
www.motogp.com

Jerez de la Frontera, Saturday, April 29, 2023

