


GRAN PREMIO MotoGP™ GURU BY GRYFIN DE ESPAÑA

Practice Nr. 1

Classification

3

		Rider	Nation	Team	Motorcycle	Time	Lap Total	Gap	Top Speed
1	26	Dani PEDROSA	SPA	Red Bull KTM Factory Racing	KTM	1'36.770	20 20		298.3
2	89	Jorge MARTIN	SPA	Prima Pramac Racing	DUCATI	1'36.804	19 20	0.034 0.034	294.2
3	30	Takaaki NAKAGAMI	JPN	LCR Honda IDEMITSU	HONDA	1'37.044	17 19	0.274 0.240	291.1
4	10	Luca MARINI	ITA	Mooney VR46 Racing Team	DUCATI	1'37.053	18 19	0.283 0.009	291.8
5	41	Aleix ESPARGARO	SPA	Aprilia Racing	APRILIA	1'37.090	15 18	0.320 0.037	291.8
6	33	Brad BINDER	RSA	Red Bull KTM Factory Racing	KTM	1'37.097	20 20	0.327 0.007	295.0
7	73	Alex MARQUEZ	SPA	Gresini Racing MotoGP	DUCATI	1'37.138	18 19	0.368 0.041	293.4
8	43	Jack MILLER	AUS	Red Bull KTM Factory Racing	KTM	1'37.262	18 19	0.492 0.124	297.5
9	1	Francesco BAGNAIA	ITA	Ducati Lenovo Team	DUCATI	1'37.388	17 17	0.618 0.126	292.6
10	12	Maverick VIÑALES	SPA	Aprilia Racing	APRILIA	1'37.389	17 19	0.619 0.001	295.0
11	5	Johann ZARCO	FRA	Prima Pramac Racing	DUCATI	1'37.432	16 20	0.662 0.043	294.2
12	42	Alex RINS	SPA	LCR Honda CASTROL	HONDA	1'37.487	18 19	0.717 0.055	289.5
13	88	Miguel OLIVEIRA	POR	CryptoDATA RNF MotoGP Team	APRILIA	1'37.633	17 17	0.863 0.146	295.8
14	72	Marco BEZZECCHI	ITA	Mooney VR46 Racing Team	DUCATI	1'37.682	19 19	0.912 0.049	291.1
15	36	Joan MIR	SPA	Repsol Honda Team	HONDA	1'37.850	17 18	1.080 0.168	290.3
16	6	Stefan BRADL	GER	HRC Team	HONDA	1'37.902	17 17	1.132 0.052	291.8
17	25	Raul FERNANDEZ	SPA	CryptoDATA RNF MotoGP Team	APRILIA	1'38.055	13 19	1.285 0.153	291.1
18	20	Fabio QUARTARARO	FRA	Monster Energy Yamaha MotoGP	YAMAHA	1'38.073	6 21	1.303 0.018	289.5
19	49	Fabio DI GIANNANTONIO	ITA	Gresini Racing MotoGP	DUCATI	1'38.104	16 19	1.334 0.031	288.7
20	21	Franco MORBIDELLI	ITA	Monster Energy Yamaha MotoGP	YAMAHA	1'38.106	14 16	1.336 0.002	289.5
21	37	Augusto FERNANDEZ	SPA	GASGAS Factory Racing Tech3	KTM	1'38.278	17 19	1.508 0.172	288.0
22	23	Enea BASTIANINI	ITA	Ducati Lenovo Team	DUCATI	1'38.931	13 13	2.161 0.653	293.4
23	94	Jonas FOLGER	GER	GASGAS Factory Racing Tech3	KTM	1'39.545	17 18	2.775 0.614	289.5
24	27	Iker LECUONA	SPA	Repsol Honda Team	HONDA	1'40.509	13 16	3.739 0.964	288.7

Practice condition: Dry

Air: 27°

Humidity: 43%

Ground: 22°

Fastest Lap:	Lap: 20	Dani PEDROSA	1'36.770	164.5 Km/h
Best Race Lap:	2022	Francesco BAGNAIA	1'37.669	163.0 Km/h
All Time Lap Record:	2022	Francesco BAGNAIA	1'36.170	165.5 Km/h

The results are provisional until the end of the limit for protest and appeals.

Time limit for protest expires 30' after publication of the results - Time:

These data/results cannot be reproduced, stored and/or transmitted in whole or in part by any manner of electronic, mechanical, photocopying, recording, broadcasting or otherwise now known or herein after developed without the previous express consent by the copyright owner, except for reproduction in daily press and regular printed publications on sale to the public within 60 days of the event related to those data/results and always provided that copyright symbol appears together as follows below.

© DORNA, 2023

Official MotoGP Timing by TISSOT
www.motogp.com

Jerez de la Frontera, Friday, April 28, 2023



GRAN PREMIO MotoGP™ GURU BY GRYFIN DE ESPAÑA**Practice Nr. 1****Top Speed & Average****4**

Rider	Nation	Motorcycle	Top 5 speeds					Average	Top
26 Dani PEDROSA	SPA	KTM	298.3	297.5	297.5	297.5	296.7	297.5	298.3
43 Jack MILLER	AUS	KTM	297.5	292.6	292.6	291.8	291.1	292.5	297.5
88 Miguel OLIVEIRA	POR	APRILIA	295.8	292.6	292.6	291.8	291.8	292.9	295.8
12 Maverick VIÑALES	SPA	APRILIA	295.0	292.6	292.6	291.8	291.1	292.1	295.0
33 Brad BINDER	RSA	KTM	295.0	292.6	292.6	292.6	291.8	292.9	295.0
5 Johann ZARCO	FRA	DUCATI	294.2	292.6	292.6	291.8	291.1	292.0	294.2
89 Jorge MARTIN	SPA	DUCATI	294.2	292.6	292.6	292.6	292.6	292.8	294.2
23 Enea BASTIANINI	ITA	DUCATI	293.4	291.8	291.1	290.3	290.3	291.4	293.4
73 Alex MARQUEZ	SPA	DUCATI	293.4	293.4	292.6	291.8	290.3	292.0	293.4
1 Francesco BAGNAIA	ITA	DUCATI	292.6	291.8	291.8	291.8	291.1	291.6	292.6
6 Stefan BRADL	GER	HONDA	291.8	291.1	290.3	290.3	289.5	290.6	291.8
10 Luca MARINI	ITA	DUCATI	291.8	291.8	290.3	289.5	289.5	290.4	291.8
41 Aleix ESPARGARO	SPA	APRILIA	291.8	291.1	291.1	290.3	290.3	290.7	291.8
25 Raul FERNANDEZ	SPA	APRILIA	291.1	289.5	289.5	288.7	288.7	289.4	291.1
30 Takaaki NAKAGAMI	JPN	HONDA	291.1	288.7	287.2	287.2	286.4	287.5	291.1
72 Marco BEZZECCHI	ITA	DUCATI	291.1	291.1	291.1	290.3	290.3	290.7	291.1
36 Joan MIR	SPA	HONDA	290.3	289.5	289.5	286.4	286.4	288.4	290.3
20 Fabio QUARTARARO	FRA	YAMAHA	289.5	289.5	289.5	288.7	288.7	288.9	289.5
21 Franco MORBIDELLI	ITA	YAMAHA	289.5	288.7	288.0	288.0	288.0	288.3	289.5
42 Alex RINS	SPA	HONDA	289.5	289.5	288.7	288.0	288.0	288.7	289.5
94 Jonas FOLGER	GER	KTM	289.5	289.5	288.7	288.7	288.0	288.7	289.5
27 Iker LECUONA	SPA	HONDA	288.7	288.0	287.2	286.4	285.7	286.6	288.7
49 Fabio DI GIANNANTONIO	ITA	DUCATI	288.7	288.7	288.7	288.0	288.0	288.4	288.7
37 Augusto FERNANDEZ	SPA	KTM	288.0	287.2	287.2	287.2	287.2	287.4	288.0

These data/results cannot be reproduced, stored and/or transmitted in whole or in part by any manner of electronic, mechanical, photocopying, recording, broadcasting or otherwise now known or herein after developed without the previous express consent by the copyright owner, except for reproduction in daily press and regular printed publications on sale to the public within 60 days of the event related to those data/results and always provided that copyright symbol appears together as follows below.

© DORNA, 2023

Official MotoGP Timing by TISSOT
www.motogp.com



Jerez de la Frontera, Friday, April 28, 2023

Practice Nr. 1

MotoGP

Lap	Lap Time	T1	T2	T3	T4	Speed	Lap	Lap Time	T1	T2	T3	T4	Speed
4th	10	Luca MARINI				DUCATI	ITA						
		Mooney VR46 Racing Team											
		Runs=3		Total laps=19		Full laps=14		Valid laps=14					
Run #	1	Front Tyre	Slick-Soft	Rear Tyre	Slick-Medium			Run #	1	Front Tyre	Slick-Soft	Rear Tyre	Slick-Medium
		New Tyre		New Tyre						New Tyre		New Tyre	
1	2'49.034	30.093	15.727	32.096	31.434	281.2	1	2'03.362	30.952	15.387	31.450	31.284	279.7
2	1'41.676	25.607	14.863	30.576	30.630	288.7	2	1'40.248	25.267	14.671	30.053	30.257	291.1
3	1'39.381	24.835	14.566	29.839	30.141	288.0	3	1'38.900	24.720	14.416	29.669	30.095	292.6
4	1'38.560	24.707	14.435	29.506	29.912	289.5	4	1'38.858	24.689	14.363	29.738	30.068	288.0
5	1'38.306	24.527	14.396	29.438	29.945	291.8	5	1'38.631	24.692	14.371	29.606	29.962	291.1
6	1'38.337	24.421	14.445	29.496	29.975	289.5	6	1'45.991	28.826	14.515	32.414	30.236	292.6
7	1'46.647	28.212	15.324	32.973	30.138	281.9	7	1'40.536	24.766	14.507	30.903	30.360	290.3
8	1'37.607 P	24.692	14.686	30.958	27.271	281.9	8	1'39.453 P	26.128	14.766	30.196	28.363	287.2
Run #	2	Front Tyre	Slick-Soft	Rear Tyre	Slick-Medium			Run #	2	Front Tyre	Slick-Soft	Rear Tyre	Slick-Medium
		8 Laps at start		8 Laps at start						8 Laps at start		8 Laps at start	
9	1'45.384	29.206	15.061	30.603	30.514	286.4	9	1'50.674	34.884	15.012	30.425	30.353	289.5
10	1'38.724	24.549	14.479	29.602	30.094	288.7	10	1'38.870	24.687	14.488	29.695	30.000	289.5
11	1'40.050	25.117	14.545	30.094	30.294	288.7	11	1'41.770	27.459	14.585	29.644	30.082	291.8
12	1'38.366	24.433	14.450	29.466	30.017	288.7	12	1'38.455	24.575	14.391	29.522	29.967	291.1
13	1'38.360	24.558	14.452	29.410	29.940	289.5	13	1'38.442	24.529	14.436	29.489	29.988	289.5
14	1'38.305	24.570	14.436	29.410	29.889	288.7	14	1'38.692	24.635	14.467	29.544	30.046	289.5
15	1'49.217 P	29.443	15.729	33.444	30.601	272.0	15	1'38.384	24.568	14.436	29.417	29.963	290.3
Run #	3	Front Tyre	Slick-Medium	Rear Tyre	Slick-Soft			Run #	3	Front Tyre	Slick-Medium	Rear Tyre	Slick-Soft
		New Tyre		New Tyre						New Tyre		New Tyre	
16	1'45.500	30.154	14.748	30.208	30.390	288.7	16	1'41.170 P	26.876	16.384	30.198	27.712	230.7
17	1'37.427	24.334	14.262	29.246	29.585	290.3	17	1'44.185	28.685	14.812	30.799	29.889	291.1
18	1'37.053	24.186	14.203	29.095	29.569	291.8	18	1'37.219	24.246	14.219	29.197	29.557	292.6
19	2'01.570	29.629	15.823	42.316	33.802	271.3	19	1'39.050	24.632	14.572	29.737	30.109	291.1
20	1'37.097	24.189	14.120	29.190	29.598	295.0	20	1'37.097	24.189	14.120	29.190	29.598	295.0
5th	41	Alex ESPARGARO				APRILIA	SPA						
		Aprilia Racing											
		Runs=3		Total laps=18		Full laps=13		Valid laps=13					
Run #	1	Front Tyre	Slick-Soft	Rear Tyre	Slick-Medium			Run #	1	Front Tyre	Slick-Soft	Rear Tyre	Slick-Medium
		**		**						**		**	
		New Tyre		New Tyre						New Tyre		New Tyre	
1	2'33.871	30.334	15.081	33.373	31.063	282.7	1	2'03.705	30.273	15.195	31.620	31.364	270.0
2	1'39.915	25.085	14.430	29.927	30.473	290.3	2	1'40.462	25.297	14.449	30.154	30.562	288.0
3	1'39.215	24.976	14.431	29.782	30.026	289.5	3	1'38.810	24.770	14.418	29.804	29.818	291.8
4	1'38.471	24.699	14.369	29.540	29.863	289.5	4	1'38.627	24.591	14.289	29.803	29.944	293.4
5	1'38.142	24.528	14.376	29.248	29.990	289.5	5	1'38.554	24.658	14.257	29.645	29.994	292.6
6	1'42.799	24.924	15.597	31.124	31.154	265.3	6	1'38.487	24.525	14.263	29.746	29.953	293.4
7	1'38.071	24.584	14.356	29.373	29.758	290.3	7	1'38.346	24.444	14.411	29.497	29.994	289.5
8	1'41.090 P	26.619	15.287	31.355	27.829	255.9	8	1'38.567	24.538	14.404	29.470	30.155	290.3
Run #	2	Front Tyre	missing data	Rear Tyre	missing data			Run #	2	Front Tyre	Slick-Soft	Rear Tyre	Slick-Medium
		**		**						9 Laps at start		9 Laps at start	
9	1'49.554	32.039	15.312	31.818	30.385	286.4	9	1'37.845 P	25.676	14.740	30.938	26.491	286.4
10	1'38.547	24.680	14.455	29.404	30.008	287.2	10	1'45.799	29.928	14.831	30.569	30.471	287.2
11	1'38.064	24.469	14.397	29.332	29.866	288.7	11	1'38.650	24.723	14.441	29.516	29.970	289.5
12	1'38.064	24.513	14.375	29.292	29.884	290.3	12	1'38.895	24.588	14.348	29.692	30.267	289.5
13	1'37.012 P	26.490	14.426	29.401	26.695	291.1	13	1'38.285	24.624	14.419	29.300	29.942	286.4
Run #	3	Front Tyre	Slick-Medium	Rear Tyre	Slick-Soft			Run #	3	Front Tyre	Slick-Medium	Rear Tyre	Slick-Soft
		**		**						New Tyre		New Tyre	
14	1'42.237	28.213	14.502	29.657	29.865	288.0	14	1'38.254	24.446	14.379	29.489	29.940	288.0
15	1'37.090	24.231	14.179	29.052	29.628	291.8	15	1'36.830 P	25.620	14.878	30.460	25.872	283.4
16	1'45.650	26.703	15.473	32.450	31.024	267.3	16	1'45.524	29.468	14.727	30.850	30.479	287.2
17	1'43.196	24.277	14.324	33.466	31.129	291.1							
18	1'37.297	24.256	14.313	29.122	29.606	290.3							

Fastest Lap: Dani PEDROSA Red Bull KTM Factory SPA **1'36.770** 24.062 14.090 29.082 29.536

These data/results cannot be reproduced, stored and/or transmitted in whole or in part by any manner of electronic, mechanical, photocopying, recording, broadcasting or otherwise now known or herein after developed without the previous express consent by the copyright owner, except for reproduction in daily press and regular printed publications on sale to the public within 60 days of the event related to those data/results and always provided that copyright symbol appears together as follows below.
© DORNA, 2023



Practice Nr. 1

MotoGP

Lap	Lap Time	T1	T2	T3	T4	Speed	Lap	Lap Time	T1	T2	T3	T4	Speed
17	1'37.493 *	24.316	14.282*	29.193	29.702	288.7	15	1'37.635	24.444	14.294	29.269	29.628	291.8
18	1'37.138	24.210	14.220	29.020	29.688	290.3	16	1'38.529	24.665	14.438	29.431	29.995	291.1
19	1'44.398	28.318	14.679	30.561	30.840	287.2	17	1'37.388	24.158	14.264	29.196	29.770	291.8

8th 43 Jack MILLER KTM AUS
Red Bull KTM Factory Racing
Runs=3 Total laps=19 Full laps=14 Valid laps=14

Run #	1	Front Tyre	Slick-Soft	Rear Tyre	Slick-Medium	Speed
			New Tyre		New Tyre	
1	2'05.761	29.537	15.046	31.016	30.926	287.2
2	1'39.717	25.247	14.495	29.750	30.225	291.8
3	1'38.697	24.768	14.364	29.531	30.034	291.1
4	1'39.247	24.928	14.312	29.745	30.262	297.5
5	1'38.133	24.514	14.278	29.401	29.940	292.6
6	1'39.525 P	25.855	15.624	31.010	27.036	278.3
Run #	2	Front Tyre	Slick-Soft	Rear Tyre	Slick-Medium	Speed
			6 Laps at start		6 Laps at start	
7	1'46.512	29.987	15.107	30.726	30.692	284.9
8	1'40.176	25.418	14.652	29.832	30.274	286.4
9	1'38.947	24.699	14.497	29.570	30.181	290.3
10	1'43.211	27.084	15.791	30.171	30.165	247.7
11	1'38.403	24.643	14.442	29.400	29.918	290.3
12	1'38.646	24.796	14.427	29.470	29.953	291.1
13	1'38.523	24.611	14.394	29.437	30.081	291.1
14	1'41.363	27.129	14.504	29.597	30.133	289.5
15	1'37.165 P	25.061	15.320	30.070	26.714	279.0
Run #	3	Front Tyre	Slick-Soft	Rear Tyre	Slick-Soft	Speed
			New Tyre		New Tyre	
16	1'46.059	30.025	14.829	30.621	30.584	288.7
17	1'41.116	25.279	15.525	30.405	29.907	245.4
18	1'37.262	24.290	14.281	29.059	29.632	290.3
19	1'37.869	24.365	14.291	29.354	29.859	292.6

9th 1 Francesco BAGNAIA DUCATI ITA
Ducati Lenovo Team
Runs=3 Total laps=17 Full laps=12 Valid laps=12

Run #	1	Front Tyre	Slick-Soft	Rear Tyre	Slick-Medium	Speed
			New Tyre		New Tyre	
1	2'42.656	30.971	15.789	31.756	31.372	285.7
2	1'40.574	25.026	14.669	30.391	30.488	288.7
3	1'39.725	24.647	14.592	30.056	30.430	289.5
4	1'42.386	26.777	14.894	30.290	30.425	289.5
5	1'39.097	24.575	14.383	29.920	30.219	292.6
6	1'38.895 P	24.733	14.437	32.480	27.245	291.1
Run #	2	Front Tyre	Slick-Soft	Rear Tyre	Slick-Medium	Speed
			6 Laps at start		6 Laps at start	
7	1'48.962	33.102	15.083	30.372	30.405	284.9
8	1'38.583	24.643	14.383	29.574	29.983	291.1
9	1'38.331	24.494	14.405	29.500	29.932	289.5
10	1'38.173	24.401	14.389	29.390	29.993	288.7
11	1'41.782	26.287	14.593	29.894	31.008	291.8
12	1'38.479	24.415	14.433	29.470	30.161	289.5
13	1'38.539 P	26.476	14.924	30.180	26.959	280.5
Run #	3	Front Tyre	Slick-Medium	Rear Tyre	Slick-Soft	Speed
			New Tyre		New Tyre	
14	1'45.654	29.959	15.053	30.617	30.025	288.0

10th 12 Maverick VIÑALES APRILIA SPA
Aprilia Racing
Runs=5 Total laps=19 Full laps=12 Valid laps=12

Run #	1	Front Tyre	Slick-Soft	Rear Tyre	Slick-Medium	Speed
		**	New Tyre	**	New Tyre	
1	1'44.708 P	29.963	15.073	31.190	26.803	278.3
Run #	2	Front Tyre	Slick-Soft	Rear Tyre	Slick-Medium	Speed
		**	1 Laps at start	**	1 Laps at start	
2	1'43.863	29.074	14.620	30.074	30.095	290.3
3	1'39.366	24.907	14.412	29.967	30.080	290.3
4	1'38.535	24.614	14.380	29.675	29.866	290.3
5	1'38.135	24.602	14.276	29.508	29.749	291.1
6	1'38.171	24.534	14.352	29.537	29.748	292.6
7	1'36.549 P	25.705	14.599	30.825	25.420	288.0
Run #	3	Front Tyre	missing data	Rear Tyre	missing data	Speed
		**	Laps at start	**	Laps at start	
8	1'38.789 P	28.611	14.632	30.149	25.397	288.0
Run #	4	Front Tyre	missing data	Rear Tyre	missing data	Speed
		**	Laps at start	**	Laps at start	
9	1'44.048	29.168	14.433	30.431	30.016	291.1
10	1'38.514	24.638	14.383	29.637	29.856	291.1
11	1'40.818	24.598	15.663	30.350	30.207	279.7
12	1'41.929	24.563	14.396	32.664	30.306	292.6
13	1'40.520	24.540	14.370	31.547	30.063	291.8
14	1'38.274	24.526	14.384	29.511	29.853	289.5
15	1'37.899 P	26.745	14.693	30.466	25.995	288.7
Run #	5	Front Tyre	Slick-Medium	Rear Tyre	Slick-Soft	Speed
		**	New Tyre	**	New Tyre	
16	1'42.785	28.153	14.571	30.158	29.903	290.3
17	1'37.389	24.270	14.259	29.333	29.527	291.1
18	1'42.028	26.343	14.825	30.535	30.325	281.9
19	1'39.306	24.590	14.437	30.438	29.841	295.0

11th 5 Johann ZARCO DUCATI FRA
Prima Pramac Racing
Runs=3 Total laps=20 Full laps=15 Valid laps=14

Run #	1	Front Tyre	Slick-Soft	Rear Tyre	Slick-Medium	Speed
			New Tyre		New Tyre	
1	2'43.904	30.325	15.375	31.706	31.687	281.2
2	1'39.755	25.164	14.451	29.864	30.276	290.3
3	1'39.482	24.704	14.386	30.014	30.378	290.3
4	1'38.993	24.914	14.384	29.589	30.106	291.1
5	1'38.449	24.591	14.348	29.515	29.995	291.8
6	1'40.399	25.261	14.521	30.014	30.603	290.3
7	1'36.038 P	24.686	14.432	29.673	27.247	289.5
Run #	2	Front Tyre	Slick-Soft	Rear Tyre	Slick-Medium	Speed
			7 Laps at start		7 Laps at start	
8	1'47.035	29.641	15.409	31.329	30.656	284.2
9	1'38.588	24.739	14.345	29.477	30.027	292.6
10	1'38.304	24.611	14.292	29.512	29.889	294.2
11	1'46.572	25.475	14.519	36.147	30.431	291.1
12	1'38.598 *	24.616	14.352*	29.510	30.120	291.1

Fastest Lap: Dani PEDROSA Red Bull KTM Factory SPA **1'36.770** 24.062 14.090 29.082 29.536

These data/results cannot be reproduced, stored and/or transmitted in whole or in part by any manner of electronic, mechanical, photocopying, recording, broadcasting or otherwise now known or herein after developed without the previous express consent by the copyright owner, except for reproduction in daily press and regular printed publications on sale to the public within 60 days of the event related to those data/results and always provided that copyright symbol appears together as follows below.
© DORNA, 2023



Practice Nr. 1

MotoGP

Lap	Lap Time	T1	T2	T3	T4	Speed	Lap	Lap Time	T1	T2	T3	T4	Speed		
13	1'40.379	P	24.698	15.013	32.204	28.464	287.2	8	1'46.147	30.333	14.954	30.459	30.401	284.9	
<i>Run #</i> 3	<i>Front Tyre</i>	Slick-Soft		<i>Rear Tyre</i>	Slick-Medium			9	1'38.531	24.697	14.435	29.517	29.882	291.1	
		New Tyre			New Tyre			10	1'38.217	24.597	14.422	29.263	29.935	290.3	
14	1'45.431		29.628	14.890	30.452	30.461	285.7	11	1'38.358	24.539	14.433	29.397	29.989	291.1	
15	1'37.949		24.518	14.280	29.247	29.904	289.5	12	1'38.334	24.581	14.444	29.327	29.982	289.5	
16	1'37.432	24.313	14.214	29.061	29.844	291.1	13	1'42.737	24.658	14.445	32.257	31.377	290.3		
17	1'41.634		26.460	14.960	29.909	30.305	284.2	14	1'38.438	24.603	14.479	29.394	29.962	290.3	
18	1'38.234		24.491	14.248	29.416	30.079	292.6	15	1'37.850	P	26.249	14.930	30.396	26.275	286.4
19	1'40.658		24.459	14.996	30.789	30.414	288.0	<i>Run #</i> 3	<i>Front Tyre</i>	Slick-Medium		<i>Rear Tyre</i>	Slick-Soft		
20	1'37.643		24.350	14.319	29.192	29.782	290.3			New Tyre			New Tyre		

12th 42 Alex RINS HONDA SPA
LCR Honda CASTROL
Runs=4 Total laps=19 Full laps=12 Valid laps=12

Run #	1	Front Tyre	Slick-Soft	Rear Tyre	Slick-Medium	Speed	
		New Tyre		New Tyre			
1	2'31.468	31.776	15.186	30.950	31.140	284.9	
2	1'40.458	25.222	14.695	30.007	30.534	286.4	
3	1'39.199	24.824	14.440	29.677	30.258	288.0	
4	1'41.141	24.603	14.395	29.923	32.220	289.5	
5	1'38.764	24.750	14.365	29.606	30.043	289.5	
6	1'36.178	P	24.670	14.411	30.224	26.873	285.7
<i>Run #</i> 2	<i>Front Tyre</i>	Slick-Soft		<i>Rear Tyre</i>	Slick-Medium		
		New Tyre		6 Laps at start			
7	1'46.992	30.449	15.035	30.729	30.779	284.2	
8	1'39.341	24.893	14.499	29.629	30.320	287.2	
9	1'38.841	24.769	14.463	29.498	30.111	287.2	
10	1'42.603	24.757	14.535	32.769	30.542	285.7	
11	1'38.965	24.792	14.449	29.658	30.066	288.7	
12	1'45.760	P	29.443	16.357	32.888	27.072	280.5
<i>Run #</i> 3	<i>Front Tyre</i>	Slick-Soft		<i>Rear Tyre</i>	Slick-Medium		
		6 Laps at start		New Tyre			
13	1'45.929	30.052	14.918	30.318	30.641	284.2	
14	1'38.250	24.538	14.402	29.434	29.876	287.2	
15	1'38.205	24.573	14.380	29.293	29.959	286.4	
16	1'43.251	P	26.743	16.518	33.189	26.801	279.7
<i>Run #</i> 4	<i>Front Tyre</i>	Slick-Medium		<i>Rear Tyre</i>	Slick-Soft		
		New Tyre		New Tyre			
17	1'45.156	28.900	16.035	30.112	30.109	240.0	
18	1'37.487	24.390	14.289	29.097	29.711	288.0	
19	1'37.496	24.322	14.314	29.145	29.715	286.4	

13th 88 Miguel OLIVEIRA APRILIA POR
CryptoDATA RNF MotoGP Team
Runs=3 Total laps=17 Full laps=12 Valid laps=11

Run #	1	Front Tyre	Slick-Soft	Rear Tyre	Slick-Medium	Speed	
		New Tyre		New Tyre			
1	2'25.223	30.784	15.329	31.890	31.216	270.0	
2	1'40.213	25.698	14.511	29.976	30.028	292.6	
3	1'39.279	24.698	14.468	29.944	30.169	290.3	
4	1'38.371	24.608	14.337	29.499	29.927	292.6	
5	1'37.976	24.446	14.345	29.422	29.763	295.8	
6	1'41.712	*	25.752*	14.869	30.449	30.642	286.4
7	1'37.818	P	24.798	14.519	32.636	25.865	290.3
<i>Run #</i> 2	<i>Front Tyre</i>	Slick-Soft		<i>Rear Tyre</i>	Slick-Medium		
		7 Laps at start		7 Laps at start			

14th 72 Marco BEZZECCHI DUCATI ITA
Mooney VR46 Racing Team
Runs=3 Total laps=19 Full laps=14 Valid laps=14

Run #	1	Front Tyre	Slick-Soft	Rear Tyre	Slick-Medium	Speed	
		New Tyre		New Tyre			
1	2'01.196	31.564	15.495	32.216	31.848	270.6	
2	1'41.116	25.438	14.806	30.112	30.760	286.4	
3	1'39.561	24.873	14.668	29.637	30.383	287.2	
4	1'42.859	24.711	14.512	30.711	32.925	289.5	
5	1'38.622	24.595	14.444	29.592	29.991	290.3	
6	1'38.469	24.514	14.447	29.478	30.030	289.5	
7	1'35.021	P	24.584	14.504	29.551	26.382	288.7
<i>Run #</i> 2	<i>Front Tyre</i>	Slick-Soft		<i>Rear Tyre</i>	Slick-Medium		
		7 Laps at start		7 Laps at start			
8	1'45.429	30.090	14.899	30.164	30.276	286.4	
9	1'38.798	24.633	14.485	29.501	30.179	288.0	
10	1'38.919	24.493	14.651	29.507	30.268	285.7	
11	1'38.469	24.519	14.402	29.469	30.079	291.1	
12	1'38.597	24.634	14.485	29.415	30.063	291.1	
13	1'38.925	24.633	14.517	29.571	30.204	291.1	
14	1'42.202	P	30.419	14.796	30.047	26.940	286.4
<i>Run #</i> 3	<i>Front Tyre</i>	Slick-Medium		<i>Rear Tyre</i>	Slick-Soft		
		New Tyre		New Tyre			
15	1'45.140	29.361	15.159	30.040	30.580	284.2	
16	1'37.957	24.411	14.387	29.246	29.913	290.3	
17	1'37.951	24.296	14.396	29.352	29.907	288.0	
18	1'48.853	28.653	16.669	33.556	29.975	199.6	
19	1'37.682	24.384	14.355	29.010	29.933	290.3	

15th 36 Joan MIR HONDA SPA
Repsol Honda Team
Runs=4 Total laps=18 Full laps=11 Valid laps=10

Run #	1	Front Tyre	Slick-Soft	Rear Tyre	Slick-Medium	Speed	
		New Tyre		New Tyre			
1	1'57.434	31.498	15.510	31.361	31.152	279.7	
2	1'39.845	25.092	14.585	29.945	30.223	285.7	
3	1'39.291	24.705	14.446	29.879	30.261	284.9	
4	1'41.871	*	26.571*	14.755	30.337	30.208	282.7
5	1'38.904	24.641	14.507	29.554	30.202	284.2	
6	1'38.944	24.568	14.581	29.668	30.127	284.9	
7	1'39.656	P	24.608	14.530	31.443	29.075	284.9

Fastest Lap: Dani PEDROSA Red Bull KTM Factory SPA **1'36.770** 24.062 14.090 29.082 29.536

These data/results cannot be reproduced, stored and/or transmitted in whole or in part by any manner of electronic, mechanical, photocopying, recording, broadcasting or otherwise now known or herein after developed without the previous express consent by the copyright owner, except for reproduction in daily press and regular printed publications on sale to the public within 60 days of the event related to those data/results and always provided that copyright symbol appears together as follows below.
© DORNA, 2023



Practice Nr. 1

MotoGP

Lap	Lap Time	T1	T2	T3	T4	Speed	Lap	Lap Time	T1	T2	T3	T4	Speed										
Run # 2	Front Tyre	Slick-Soft	Rear Tyre	Slick-Medium				Run # 2	Front Tyre	Slick-Soft	Rear Tyre	Slick-Medium											
7 Laps at start						7 Laps at start						6 Laps at start						6 Laps at start					
8	1'45.241	29.922	14.861	29.981	30.477	284.2	7	1'46.089	29.907	14.926	30.454	30.802	283.4										
9	1'39.434	24.871	14.573	29.679	30.311	285.7	8	1'39.158	24.735	14.545	29.743	30.135	288.0										
10	1'38.716	24.541	14.512	29.466	30.197	284.2	9	1'38.916	24.632	14.498	29.614	30.172	287.2										
11	1'38.930 P	26.657	14.773	30.862	26.638	286.4	10	1'38.868	24.711	14.440	29.527	30.190	289.5										
Run # 3	Front Tyre	Slick-Soft	Rear Tyre	Slick-Medium				Run # 3	Front Tyre	Slick-Soft	Rear Tyre	Slick-Soft											
11 Laps at start						11 Laps at start						New Tyre						New Tyre					
12	1'45.510	30.409	14.752	30.009	30.340	285.7	12	1'47.184	31.471	15.160	30.200	30.353	284.2										
13	1'38.773	24.592	14.541	29.491	30.149	284.9	13	1'38.055	24.494	14.354	29.379	29.828	288.0										
14	1'35.995 P	24.620	14.552	29.436	27.387	284.2	14	1'38.144	24.377	14.359	29.458	29.950	288.7										
Run # 4	Front Tyre	Slick-Medium	Rear Tyre	Slick-Soft				Run # 4	Front Tyre	Slick-Soft	Rear Tyre	Slick-Soft											
New Tyre						New Tyre						New Tyre						New Tyre					
15	1'44.241	28.757	14.599	30.598	30.287	289.5	16	1'46.423	30.716	14.788	30.516	30.403	288.0										
16	1'38.383	24.502	14.332	29.297	30.252	290.3	17	1'38.159	24.617	14.301	29.386	29.855	291.1										
17	1'37.850	24.335	14.345	29.344	29.826	289.5	18	1'49.963	24.877	16.770	33.925	34.391	217.3										
18	1'41.514	24.967	14.877	30.537	31.133	286.4	19	1'41.223	24.965	14.499	30.971	30.788	288.7										

16th 6 Stefan BRADL HONDA GER
HRC Team

Runs=3 Total laps=17 Full laps=12 Valid laps=12

Run #	1	Front Tyre	Slick-Soft	Rear Tyre	Slick-Medium	Speed
New Tyre						New Tyre
1	2'03.783	31.761	15.301	31.921	31.571	278.3
2	1'40.944	25.616	14.584	30.178	30.566	290.3
3	1'39.337	24.890	14.376	29.836	30.235	291.8
4	1'45.024	24.819	14.329	32.429	33.447	291.1
5	1'42.464	25.317	15.026	31.742	30.379	276.2
6	1'38.897	24.737	14.348	29.683	30.129	289.5
7	1'41.470 P	28.626*	14.616	30.867	27.361	287.2
Run # 2	Front Tyre	Slick-Soft	Rear Tyre	Slick-Medium		
7 Laps at start						7 Laps at start
8	1'48.710	32.215	15.170	30.705	30.620	282.7
9	1'39.654	25.079	14.467	29.910	30.198	287.2
10	1'42.446	25.966	14.933	31.453	30.094	274.8
11	1'38.654	24.643	14.395	29.475	30.141	288.0
12	1'41.761	24.701	15.104	31.783	30.173	272.0
13	1'38.681	24.615	14.391	29.587	30.088	290.3
14	1'40.644 P	28.029	14.826	30.565	27.224	284.2
Run # 3	Front Tyre	Slick-Medium	Rear Tyre	Slick-Soft		
New Tyre						New Tyre
15	1'47.023	30.859	15.034	30.612	30.518	279.7
16	1'38.176	24.534	14.278	29.319	30.045	288.0
17	1'37.902	24.379	14.302	29.277	29.944	284.2

17th 25 Raul FERNANDEZ APRILIA SPA
CryptoDATA RNF MotoGP Team

Runs=4 Total laps=19 Full laps=12 Valid laps=12

Run #	1	Front Tyre	Slick-Soft	Rear Tyre	Slick-Medium	Speed
New Tyre						New Tyre
1	4'14.227	32.485	15.632	31.285	31.113	283.4
2	1'40.549	25.823	14.498	29.805	30.423	289.5
3	1'39.701	25.123	14.518	29.782	30.278	288.0
4	1'40.138	24.959	14.463	30.170	30.546	287.2
5	1'39.391	24.903	14.417	29.881	30.190	288.7
6	1'39.514 P	24.765	14.418	30.023	30.308	288.0

18th 20 Fabio QUARTARARO YAMAHA FRA
Monster Energy Yamaha MotoGP

Runs=2 Total laps=21 Full laps=18 Valid laps=16

Run #	1	Front Tyre	Slick-Soft	Rear Tyre	Slick-Medium	Speed
New Tyre						New Tyre
1	2'59.381	31.271	15.406	31.140	30.906	284.2
2	1'39.688	24.972	14.661	29.749	30.306	286.4
3	1'39.246	24.731	14.437	29.780	30.298	288.0
4	1'38.220	24.508	14.358	29.425	29.929	288.7
5	1'38.171 *	24.508	14.368*	29.349	29.946	288.7
6	1'38.073	24.436	14.354	29.325	29.958	288.7
7	1'38.234	24.497	14.329	29.391	30.017	288.7
8	1'48.379	29.527	16.554	30.955	31.343	266.0
9	1'38.399	24.571	14.440	29.381	30.007	287.2
10	1'45.091	28.239	15.693	30.634	30.525	271.3
11	1'39.668 P	24.497	14.386	34.469	26.316	288.0
Run # 2	Front Tyre	Slick-Soft	Rear Tyre	Slick-Medium		
11 Laps at start						11 Laps at start
12	1'46.322 *	30.827	14.846	30.220*	30.429	285.7
13	1'38.550	24.560	14.424	29.515	30.051	289.5
14	1'41.986	27.121	14.637	30.006	30.222	286.4
15	1'38.266	24.474	14.397	29.341	30.054	288.7
16	1'38.248	24.473	14.343	29.518	29.914	288.7
17	1'38.107	24.420	14.371	29.373	29.943	288.7
18	1'45.418 *	30.574	14.706*	29.872	30.266	285.7
19	1'42.375	24.553	17.011	30.648	30.163	173.9
20	1'43.930	24.520	14.493	34.414	30.503	289.5
21	1'38.516	24.504	14.458	29.448	30.106	289.5

19th 49 Fabio DI GIANNANTONI DUCATI ITA
Gresini Racing MotoGP

Runs=3 Total laps=19 Full laps=14 Valid laps=14

Run #	1	Front Tyre	Slick-Soft	Rear Tyre	Slick-Medium	Speed
New Tyre						New Tyre
1	1'55.530	31.835	15.662	31.931	31.140	274.8
2	1'41.060	25.503	14.629	30.492	30.436	285.7

Fastest Lap: Dani PEDROSA Red Bull KTM Factory SPA **1'36.770** 24.062 14.090 29.082 29.536

These data/results cannot be reproduced, stored and/or transmitted in whole or in part by any manner of electronic, mechanical, photocopying, recording, broadcasting or otherwise now known or herein after developed without the previous express consent by the copyright owner, except for reproduction in daily press and regular printed publications on sale to the public within 60 days of the event related to those data/results and always provided that copyright symbol appears together as follows below.
© DORNA, 2023



Practice Nr. 1

MotoGP

Lap	Lap Time	T1	T2	T3	T4	Speed	Lap	Lap Time	T1	T2	T3	T4	Speed
3	1'39.810	25.035	14.476	30.049	30.250	285.7	3	1'40.953	25.528	14.728	30.424	30.273	270.0
4	1'39.103	24.831	14.443	29.703	30.126	285.7	4	1'39.741	24.964	14.528	30.153	30.096	286.4
5	1'39.126	24.813	14.414	29.672	30.227	287.2	5	1'39.531	24.811	14.508	30.089	30.123	287.2
6	1'38.871	24.688	14.429	29.710	30.044	287.2	6	1'39.677	24.887	14.557	29.986	30.247	287.2
7	1'39.167	24.705	14.488	29.686	30.288	287.2	7	1'39.538	24.777	14.546	30.007	30.208	288.0
8	1'39.225	24.896	14.458	29.678	30.193	287.2	8	1'39.889 P	25.305	14.808	31.856	27.920	287.2
9	1'36.732 P	24.783	14.457	29.666	27.826	287.2	Run # 2 Front Tyre Slick-Soft Rear Tyre Slick-Medium						
Run # 2 Front Tyre Slick-Soft Rear Tyre Slick-Medium						8 Laps at start 8 Laps at start							
9 Laps at start						9 Laps at start							
10	1'48.706	30.829	16.830	30.529	30.518	287.2	9	1'53.354	33.106	15.055	31.029	34.164	281.9
11	1'39.112	24.842	14.414	29.650	30.206	287.2	10	1'41.928	25.313	14.689	31.479	30.447	284.2
12	1'38.728	24.713	14.393	29.600	30.022	288.0	11	1'39.457	24.873	14.532	29.909	30.143	284.9
13	1'38.965	24.695	14.476	29.604	30.190	288.0	12	1'39.160	24.743	14.539	29.669	30.209	287.2
14	1'43.061 P	27.276	15.431	31.884	28.470	276.9	13	1'39.179	24.713	14.536	29.683	30.247	286.4
Run # 3 Front Tyre Slick-Soft Rear Tyre Slick-Medium						Run # 3 Front Tyre Slick-Soft Rear Tyre Slick-Soft							
New Tyre						New Tyre							
15	1'48.561	33.270	14.949	30.189	30.153	285.7	14	1'37.347 P	24.718	14.544	29.901	28.184	284.9
16	1'38.104	24.506	14.385	29.368	29.845	288.7	15	1'46.038	30.317	14.713	30.730	30.278	277.6
17	1'38.233	24.472	14.313	29.388	30.060	288.7	16	1'38.510	24.788	14.355	29.441	29.926	286.4
18	1'39.697	24.584	14.335	29.570	31.208	288.7	17	1'38.278	24.502	14.430	29.419	29.927	284.2
19	2'05.723	38.555	16.300	37.254	33.614	251.7	18	1'49.020	25.000	16.582	32.592	34.846	184.3
						19 1'47.247 24.784 14.571 34.725 33.167 285.7							

20th 21 Franco MORBIDELLI YAMAHA ITA
 Monster Energy Yamaha MotoGP
 Runs=3 Total laps=16 Full laps=11 Valid laps=11

Run #	1	Front Tyre	Slick-Soft	Rear Tyre	Slick-Medium	Speed
Run # 1 Front Tyre Slick-Soft Rear Tyre Slick-Medium						
New Tyre						
1	2'01.641	33.297	15.709	32.575	31.317	278.3
2	1'40.786	25.489	14.591	30.273	30.433	287.2
3	1'39.485	24.979	14.569	29.900	30.037	287.2
4	1'39.132	24.880	14.400	29.722	30.130	288.0
5	1'38.735	24.781	14.396	29.523	30.035	288.7
6	1'39.480	24.657	14.465	29.897	30.461	285.7
7	1'40.410 P	27.980	14.898	30.314	27.218	284.2
Run # 2 Front Tyre Slick-Soft Rear Tyre Slick-Medium						
7 Laps at start						
8	1'46.093	30.213	14.847	30.671	30.362	284.9
9	1'39.298	25.080	14.442	29.750	30.026	288.0
10	1'38.634	24.692	14.412	29.483	30.047	289.5
11	1'38.920 P	26.417	15.100	30.829	26.574	280.5
Run # 3 Front Tyre Slick-Soft Rear Tyre Slick-Soft						
New Tyre						
12	1'46.581	31.959	14.765	29.866	29.991	287.2
13	1'38.266	24.595	14.357	29.325	29.989	287.2
14	1'38.106	24.534	14.359	29.342	29.871	288.0
15	1'43.554	24.436	14.428	30.408	34.282	285.7
16	1'46.344	24.517	14.320	34.357	33.150	288.0
PIT 24.566 14.367 38.730 28.846 288.0						

21st 37 Augusto FERNANDEZ KTM SPA
 GASGAS Factory Racing Tech3
 Runs=3 Total laps=19 Full laps=14 Valid laps=14

Run #	1	Front Tyre	Slick-Soft	Rear Tyre	Slick-Medium	Speed
Run # 1 Front Tyre Slick-Soft Rear Tyre Slick-Medium						
New Tyre						
1	2'21.699	32.751	16.714	33.682	32.242	235.8
2	1'42.840	26.117	14.984	31.009	30.730	281.2

22nd 23 Enea BASTIANINI DUCATI ITA
 Ducati Lenovo Team
 Runs=2 Total laps=13 Full laps=10 Valid laps=9

Run #	1	Front Tyre	Slick-Soft	Rear Tyre	Slick-Medium	Speed
Run # 1 Front Tyre Slick-Soft Rear Tyre Slick-Medium						
New Tyre						
1	2'21.927	31.044	15.775	32.527	32.170	271.3
2	1'42.031	26.013	14.892	30.460	30.666	288.7
3	1'40.853	25.179	14.909	30.361	30.404	281.9
4	1'39.792 *	25.095	14.419*	30.152	30.126	290.3
5	1'39.359	24.848	14.422	29.964	30.125	291.8
6	1'43.116	27.433	14.666	30.356	30.661	284.9
7	1'39.971 P	24.884	14.386	33.026	27.675	293.4
Run # 2 Front Tyre Slick-Soft Rear Tyre Slick-Medium						
7 Laps at start						
8	1'47.958	29.344	14.675	30.656	33.283	288.0
9	1'39.518	25.003	14.493	29.929	30.093	288.7
10	1'38.978	24.741	14.410	29.798	30.029	289.5
11	1'45.080	25.972	15.222	31.186	32.700	276.2
12	1'39.016	24.911	14.424	29.737	29.944	291.1
13	1'38.931	24.689	14.484	29.794	29.964	290.3

23rd 94 Jonas FOLGER KTM GER
 GASGAS Factory Racing Tech3
 Runs=3 Total laps=18 Full laps=13 Valid laps=8

Run #	1	Front Tyre	Slick-Soft	Rear Tyre	Slick-Medium	Speed
Run # 1 Front Tyre Slick-Soft Rear Tyre Slick-Medium						
New Tyre						
1	2'23.492	31.469	15.765	32.732	31.948	271.3
2	1'52.756	29.863	16.242	35.054	31.597	283.4
3	1'41.843	25.790	14.734	30.658	30.661	287.2
4	1'41.475	25.878	14.572	30.459	30.566	288.7
5	1'40.787 *	25.341	14.646*	30.240	30.560	285.7
6	1'41.525 *	26.124	14.579*	30.235	30.587	289.5
7	1'40.525 *	25.056	14.567*	30.392	30.510	288.0
8	1'41.538 P	27.017	15.140	32.043	27.338	282.7

Fastest Lap: Dani PEDROSA Red Bull KTM Factory SPA **1'36.770** 24.062 14.090 29.082 29.536

These data/results cannot be reproduced, stored and/or transmitted in whole or in part by any manner of electronic, mechanical, photocopying, recording, broadcasting or otherwise now known or herein after developed without the previous express consent by the copyright owner, except for reproduction in daily press and regular printed publications on sale to the public within 60 days of the event related to those data/results and always provided that copyright symbol appears together as follows below.
 © DORNA, 2023



Practice Nr. 1

MotoGP

Lap	Lap Time	T1	T2	T3	T4	Speed	Lap	Lap Time	T1	T2	T3	T4	Speed
Run #	2	Front Tyre Slick-Soft			Rear Tyre Slick-Medium								
		8 Laps at start			8 Laps at start								
9	1'48.073	30.132	15.002	31.646	31.293	284.9							
10	1'43.352	25.416	14.721	32.353	30.862	287.2							
11	1'40.765	25.244	14.664	30.359	30.498	288.7							
12	1'40.522 *	25.119	14.656*	30.230	30.517	285.7							
13	1'47.328 *	30.259	15.101*	30.846	31.122	284.2							
14	1'39.041 P	25.257	14.881	32.046	26.857	285.7							
Run #	3	Front Tyre Slick-Medium			Rear Tyre Slick-Soft								
		New Tyre			New Tyre								
15	1'46.723	30.336	14.987	30.718	30.682	285.7							
16	1'39.960	25.077	14.563	30.082	30.238	287.2							
17	1'39.545	24.936	14.510	29.940	30.159	288.0							
18	1'39.561	24.838	14.552	29.973	30.198	289.5							

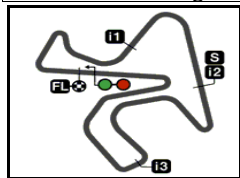
24th 27 **Iker LECUONA** HONDA SPA
 Repsol Honda Team
 Runs=3 Total laps=16 Full laps=11 Valid laps=11

Run #	1	Front Tyre Slick-Soft		Rear Tyre Slick-Medium			
		New Tyre		New Tyre			
1	2'06.686	32.241	15.696	32.875	32.160	254.7	
2	1'45.069	26.634	15.156	31.554	31.725	278.3	
3	1'42.696	25.862	14.943	30.684	31.207	284.9	
4	1'42.781	25.717	14.844	30.887	31.333	285.7	
5	1'42.485	25.726	14.917	30.684	31.158	285.7	
6	1'42.135	25.537	14.942	30.587	31.069	288.0	
7	1'41.905	25.690	14.852	30.585	30.778	288.7	
8	1'37.853 P	25.471	14.854	30.389	27.139	284.2	
Run #	2	Front Tyre Slick-Soft			Rear Tyre Slick-Medium		
		8 Laps at start			8 Laps at start		
9	1'53.137	33.232	15.671	31.864	32.370	277.6	
10	1'40.579 P	26.031	15.083	31.465	28.000	285.7	
Run #	3	Front Tyre Slick-Soft			Rear Tyre Slick-Medium		
		10 Laps at start			10 Laps at start		
11	1'47.030	29.909	15.029	30.877	31.215	281.9	
12	1'41.271	25.504	14.807	30.209	30.751	281.2	
13	1'40.509	25.155	14.648	30.023	30.683	284.2	
14	1'41.257	25.240	14.715	30.488	30.814	285.7	
15	1'40.788	25.177	14.756	30.190	30.665	286.4	
16	1'44.316	25.155	14.832	33.021	31.308	287.2	

Fastest Lap: Dani PEDROSA Red Bull KTM Factory SPA **1'36.770** 24.062 14.090 29.082 29.536

These data/results cannot be reproduced, stored and/or transmitted in whole or in part by any manner of electronic, mechanical, photocopying, recording, broadcasting or otherwise now known or herein after developed without the previous express consent by the copyright owner, except for reproduction in daily press and regular printed publications on sale to the public within 60 days of the event related to those data/results and always provided that copyright symbol appears together as follows below.
 © DORNA, 2023





4423 m.

GRAN PREMIO MotoGP™ GURU BY GRYPIN DE ESPAÑA

Practice Nr. 1

Best Partial Times

MotoGP™

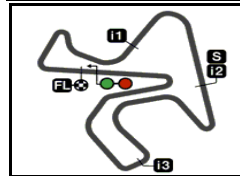
IT Ideal Lap Time, sum of the best partial times

BT Best Lap Time

T1		T2		T3		T4				IT		BT	
Pos	Rider	Time	Rider	Time	Rider	Time	Rider	Time	Pos	Rider	IT	BT	
1	J.MARTIN	24.013	D.PEDROSA	14.090	J.MARTIN	28.821	M.VIÑALES	29.527	1	J.MARTIN	1'36.740	1'36.804	(2)
2	D.PEDROSA	24.062	B.BINDER	14.120	T.NAKAGAMI	28.991	D.PEDROSA	29.536	2	D.PEDROSA	1'36.770	1'36.770	(1)
3	F.BAGNAIA	24.158	T.NAKAGAMI	14.170	M.BEZZECCHI	29.010	B.BINDER	29.557	3	T.NAKAGAMI	1'37.044	1'37.044	(3)
4	T.NAKAGAMI	24.169	A.ESPARGARO	14.179	A.MARQUEZ	29.020	L.MARINI	29.569	4	L.MARINI	1'37.053	1'37.053	(4)
5	M.OLIVEIRA	24.178	L.MARINI	14.203	A.ESPARGARO	29.052	A.ESPARGARO	29.606	5	B.BINDER	1'37.056	1'37.097	(6)
6	L.MARINI	24.186	J.MARTIN	14.212	J.MILLER	29.059	M.OLIVEIRA	29.623	6	A.ESPARGAR	1'37.068	1'37.090	(5)
7	B.BINDER	24.189	J.ZARCO	14.214	J.ZARCO	29.061	F.BAGNAIA	29.628	7	A.MARQUEZ	1'37.138	1'37.138	(7)
8	A.MARQUEZ	24.210	A.MARQUEZ	14.220	D.PEDROSA	29.082	J.MILLER	29.632	8	F.BAGNAIA	1'37.246	1'37.388	(9)
9	A.ESPARGARO	24.231	M.OLIVEIRA	14.220	L.MARINI	29.095	A.MARQUEZ	29.688	9	J.MILLER	1'37.259	1'37.262	(8)
10	M.VIÑALES	24.270	M.VIÑALES	14.259	A.RINS	29.097	J.MARTIN	29.694	10	M.OLIVEIRA	1'37.277	1'37.633	(13)
11	J.MILLER	24.290	F.BAGNAIA	14.264	B.BINDER	29.190	A.RINS	29.711	11	J.ZARCO	1'37.370	1'37.432	(11)
12	M.BEZZECCHI	24.296	S.BRADL	14.278	F.BAGNAIA	29.196	T.NAKAGAMI	29.714	12	M.VIÑALES	1'37.389	1'37.389	(10)
13	J.ZARCO	24.313	J.MILLER	14.278	M.OLIVEIRA	29.256	J.ZARCO	29.782	13	A.RINS	1'37.419	1'37.487	(12)
14	A.RINS	24.322	A.RINS	14.289	S.BRADL	29.277	J.MIR	29.826	14	M.BEZZECCHI	1'37.568	1'37.682	(14)
15	J.MIR	24.335	R.FERNANDEZ	14.301	J.MIR	29.297	R.FERNANDEZ	29.828	15	J.MIR	1'37.790	1'37.850	(15)
16	R.FERNANDEZ	24.377	F.DI GIANNANTO	14.313	F.QUARTARARO	29.325	F.DI GIANNANTO	29.845	16	S.BRADL	1'37.878	1'37.902	(16)
17	S.BRADL	24.379	F.MORBIDELLI	14.320	F.MORBIDELLI	29.325	F.MORBIDELLI	29.871	17	R.FERNANDEZ	1'37.885	1'38.055	(17)
18	F.QUARTARARO	24.420	F.QUARTARARO	14.329	M.VIÑALES	29.333	M.BEZZECCHI	29.907	18	F.MORBIDELLI	1'37.952	1'38.106	(20)
19	F.MORBIDELLI	24.436	J.MIR	14.332	F.DI GIANNANTO	29.368	F.QUARTARARO	29.914	19	F.QUARTARAR	1'37.988	1'38.073	(18)
20	F.DI GIANNANTO	24.472	A.FERNANDEZ	14.355	R.FERNANDEZ	29.379	A.FERNANDEZ	29.926	20	F.DI GIANNAN	1'37.998	1'38.104	(19)
21	A.FERNANDEZ	24.502	M.BEZZECCHI	14.355	A.FERNANDEZ	29.419	S.BRADL	29.944	21	A.FERNANDEZ	1'38.202	1'38.278	(21)
22	E.BASTIANINI	24.689	E.BASTIANINI	14.386	E.BASTIANINI	29.737	E.BASTIANINI	29.944	22	E.BASTIANINI	1'38.756	1'38.931	(22)
23	J.FOLGER	24.838	J.FOLGER	14.510	J.FOLGER	29.940	J.FOLGER	30.159	23	J.FOLGER	1'39.447	1'39.545	(23)
24	I.LECUONA	25.155	I.LECUONA	14.648	I.LECUONA	30.023	I.LECUONA	30.665	24	I.LECUONA	1'40.491	1'40.509	(24)

These data/results cannot be reproduced, stored and/or transmitted in whole or in part by any manner of electronic, mechanical, photocopying, recording, broadcasting or otherwise now known or herein after developed without the previous express consent by the copyright owner, except for reproduction in daily press and regular printed publications on sale to the public within 60 days of the event related to those data/results and always provided that copyright symbol appears together as follows below.
© DORNA, 2023



GRAN PREMIO MotoGP™ GURU BY GRYFIN DE ESPAÑA**Practice Nr. 1****Fastest Laps Sequence**

4423 m.

<i>Practice Time</i>	 <i>Rider</i>	<i>Nation</i>	<i>Motorcycle</i>	<i>Time</i>	<i>Km/h</i>	<i>Rider's Lap</i>
3'36.590	49 Fabio DI GIANNANTONI	ITA	DUCATI	1'41.060	157.5	2
3'37.279	36 Joan MIR	SPA	HONDA	1'39.845	159.4	2
3'45.478	43 Jack MILLER	AUS	KTM	1'39.717	159.6	2
4'08.523	89 Jorge MARTIN	SPA	DUCATI	1'39.563	159.9	2
5'16.570	36 Joan MIR	SPA	HONDA	1'39.291	160.3	3
5'22.510	33 Brad BINDER	RSA	KTM	1'38.900	160.9	3
5'22.977	73 Alex MARQUEZ	SPA	DUCATI	1'38.810	161.1	3
5'24.175	43 Jack MILLER	AUS	KTM	1'38.697	161.3	3
7'01.604	73 Alex MARQUEZ	SPA	DUCATI	1'38.627	161.4	4
7'02.231	26 Dani PEDROSA	SPA	KTM	1'38.540	161.5	4
7'22.639	12 Maverick VIÑALES	SPA	APRILIA	1'38.535	161.5	4
7'23.086	88 Miguel OLIVEIRA	POR	APRILIA	1'38.371	161.8	4
7'56.535	20 Fabio QUARTARARO	FRA	YAMAHA	1'38.220	162.1	4
8'41.555	43 Jack MILLER	AUS	KTM	1'38.133	162.2	5
9'01.062	88 Miguel OLIVEIRA	POR	APRILIA	1'37.976	162.5	5
26'30.162	26 Dani PEDROSA	SPA	KTM	1'37.810	162.7	12
38'49.425	30 Takaaki NAKAGAMI	JPN	HONDA	1'37.580	163.1	15
39'59.005	5 Johann ZARCO	FRA	DUCATI	1'37.432	163.4	16
41'28.995	41 Aleix ESPARGARO	SPA	APRILIA	1'37.090	164.0	15
42'07.069	30 Takaaki NAKAGAMI	JPN	HONDA	1'37.044	164.0	17
44'30.823	89 Jorge MARTIN	SPA	DUCATI	1'36.804	164.4	19
45'16.346	26 Dani PEDROSA	SPA	KTM	1'36.770	164.5	20

These data/results cannot be reproduced, stored and/or transmitted in whole or in part by any manner of electronic, mechanical, photocopying, recording, broadcasting or otherwise now known or herein after developed without the previous express consent by the copyright owner, except for reproduction in daily press and regular printed publications on sale to the public within 60 days of the event related to those data/results and always provided that copyright symbol appears together as follows below.

© DORNA, 2023

Official MotoGP Timing by TISSOT
www.motogp.com

Jerez de la Frontera, Friday, April 28, 2023

