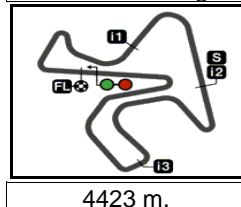


GRAN PREMIO MotoGP™ GURU BY GRYPYN DE ESPAÑA

Free Practice
Classification

10



4423 m.

| |  | Rider | Nation | Team | Motorcycle | Time | Lap | Total | Gap | Top Speed |
|----|---|-----------------------|--------|------------------------------|------------|-----------------|-----|-------|-------------|--------------|
| 1 | 88 | Miguel OLIVEIRA | POR | CryptoDATA RNF MotoGP Team | APRILIA | 1'37.229 | 6 | 15 | | 290.3 |
| 2 | 20 | Fabio QUARTARARO | FRA | Monster Energy Yamaha MotoGP | YAMAHA | 1'37.332 | 4 | 11 | 0.103 0.103 | 292.6 |
| 3 | 41 | Aleix ESPARGARO | SPA | Aprilia Racing | APRILIA | 1'37.472 | 5 | 8 | 0.243 0.140 | 291.1 |
| 4 | 21 | Franco MORBIDELLI | ITA | Monster Energy Yamaha MotoGP | YAMAHA | 1'37.512 | 14 | 14 | 0.283 0.040 | 289.5 |
| 5 | 30 | Takaaki NAKAGAMI | JPN | LCR Honda IDEMITSU | HONDA | 1'37.524 | 3 | 15 | 0.295 0.012 | 288.0 |
| 6 | 72 | Marco BEZZECCHI | ITA | Mooney VR46 Racing Team | DUCATI | 1'37.633 | 6 | 11 | 0.404 0.109 | 295.0 |
| 7 | 33 | Brad BINDER | RSA | Red Bull KTM Factory Racing | KTM | 1'37.639 | 6 | 13 | 0.410 0.006 | 293.4 |
| 8 | 89 | Jorge MARTIN | SPA | Prima Pramac Racing | DUCATI | 1'37.643 | 4 | 7 | 0.414 0.004 | 292.6 |
| 9 | 73 | Alex MARQUEZ | SPA | Gresini Racing MotoGP | DUCATI | 1'37.647 | 5 | 14 | 0.418 0.004 | 291.8 |
| 10 | 12 | Maverick VIÑALES | SPA | Aprilia Racing | APRILIA | 1'37.665 | 5 | 15 | 0.436 0.018 | 290.3 |
| 11 | 5 | Johann ZARCO | FRA | Prima Pramac Racing | DUCATI | 1'37.786 | 7 | 14 | 0.557 0.121 | 293.4 |
| 12 | 1 | Francesco BAGNAIA | ITA | Ducati Lenovo Team | DUCATI | 1'37.816 | 6 | 11 | 0.587 0.030 | 292.6 |
| 13 | 10 | Luca MARINI | ITA | Mooney VR46 Racing Team | DUCATI | 1'37.866 | 6 | 15 | 0.637 0.050 | 289.5 |
| 14 | 26 | Dani PEDROSA | SPA | Red Bull KTM Factory Racing | KTM | 1'37.917 | 4 | 16 | 0.688 0.051 | 296.7 |
| 15 | 43 | Jack MILLER | AUS | Red Bull KTM Factory Racing | KTM | 1'37.920 | 5 | 15 | 0.691 0.003 | 292.6 |
| 16 | 49 | Fabio DI GIANNANTONIO | ITA | Gresini Racing MotoGP | DUCATI | 1'38.098 | 12 | 13 | 0.869 0.178 | 292.6 |
| 17 | 6 | Stefan BRADL | GER | HRC Team | HONDA | 1'38.248 | 12 | 15 | 1.019 0.150 | 286.4 |
| 18 | 36 | Joan MIR | SPA | Repsol Honda Team | HONDA | 1'38.287 | 4 | 12 | 1.058 0.039 | 285.7 |
| 19 | 37 | Augusto FERNANDEZ | SPA | GASGAS Factory Racing Tech3 | KTM | 1'38.467 | 8 | 13 | 1.238 0.180 | 287.2 |
| 20 | 25 | Raul FERNANDEZ | SPA | CryptoDATA RNF MotoGP Team | APRILIA | 1'38.498 | 3 | 12 | 1.269 0.031 | 288.7 |
| 21 | 42 | Alex RINS | SPA | LCR Honda CASTROL | HONDA | 1'38.634 | 6 | 14 | 1.405 0.136 | 288.0 |
| 22 | 23 | Enea BASTIANINI | ITA | Ducati Lenovo Team | DUCATI | 1'39.093 | 5 | 5 | 1.864 0.459 | 294.2 |
| 23 | 94 | Jonas FOLGER | GER | GASGAS Factory Racing Tech3 | KTM | 1'39.535 | 10 | 12 | 2.306 0.442 | 288.0 |
| 24 | 27 | Iker LECUONA | SPA | Repsol Honda Team | HONDA | 1'39.756 | 7 | 13 | 2.527 0.221 | 286.4 |

Practice condition: Dry

Air: 21°

Humidity: 73%

Ground: 26°

| | | | | |
|-----------------------------|--------|--------------------------|-----------------|------------|
| Fastest Lap: | Lap: 6 | Miguel OLIVEIRA | 1'37.229 | 163.7 Km/h |
| Best Race Lap: | 2022 | Francesco BAGNAIA | 1'37.669 | 163.0 Km/h |
| All Time Lap Record: | 2022 | Francesco BAGNAIA | 1'36.170 | 165.5 Km/h |

The results are provisional until the end of the limit for protest and appeals.

Time limit for protest expires 30' after publication of the results - Time:

These data/results cannot be reproduced, stored and/or transmitted in whole or in part by any manner of electronic, mechanical, photocopying, recording, broadcasting or otherwise now known or herein after developed without the previous express consent by the copyright owner, except for reproduction in daily press and regular printed publications on sale to the public within 60 days of the event related to those data/results and always provided that copyright symbol appears together as follows below.

© DORNA, 2023

Official MotoGP Timing by TISSOT
www.motogp.com

Jerez de la Frontera, Saturday, April 29, 2023



| Rider | Nation | Motorcycle | Top 5 speeds | | | | | Average | Top |
|--------------------------|--------|------------|--------------|-------|-------|-------|-------|---------|-------|
| 26 Dani PEDROSA | SPA | KTM | 296.7 | 295.8 | 295.8 | 295.0 | 293.4 | 294.5 | 296.7 |
| 72 Marco BEZZECCHI | ITA | DUCATI | 295.0 | 294.2 | 291.8 | 291.1 | 290.3 | 292.5 | 295.0 |
| 23 Enea BASTIANINI | ITA | DUCATI | 294.2 | 290.3 | 289.5 | 289.5 | 285.7 | 289.8 | 294.2 |
| 5 Johann ZARCO | FRA | DUCATI | 293.4 | 291.8 | 291.8 | 291.1 | 289.5 | 290.9 | 293.4 |
| 33 Brad BINDER | RSA | KTM | 293.4 | 292.6 | 291.8 | 291.8 | 291.1 | 292.0 | 293.4 |
| 1 Francesco BAGNAIA | ITA | DUCATI | 292.6 | 291.8 | 291.8 | 291.8 | 291.1 | 291.7 | 292.6 |
| 20 Fabio QUARTARARO | FRA | YAMAHA | 292.6 | 290.3 | 289.5 | 289.5 | 289.5 | 290.1 | 292.6 |
| 43 Jack MILLER | AUS | KTM | 292.6 | 292.6 | 291.8 | 291.1 | 290.3 | 291.7 | 292.6 |
| 49 Fabio DI GIANNANTONIO | ITA | DUCATI | 292.6 | 289.5 | 289.5 | 288.7 | 288.7 | 289.8 | 292.6 |
| 89 Jorge MARTIN | SPA | DUCATI | 292.6 | 291.1 | 289.5 | 288.0 | 286.4 | 289.5 | 292.6 |
| 73 Alex MARQUEZ | SPA | DUCATI | 291.8 | 290.3 | 288.7 | 288.7 | 288.7 | 289.6 | 291.8 |
| 41 Aleix ESPARGARO | SPA | APRILIA | 291.1 | 290.3 | 289.5 | 288.0 | 287.2 | 289.2 | 291.1 |
| 12 Maverick VIÑALES | SPA | APRILIA | 290.3 | 289.5 | 289.5 | 288.7 | 288.7 | 289.3 | 290.3 |
| 88 Miguel OLIVEIRA | POR | APRILIA | 290.3 | 289.5 | 289.5 | 289.5 | 288.0 | 288.8 | 290.3 |
| 10 Luca MARINI | ITA | DUCATI | 289.5 | 288.7 | 288.7 | 288.7 | 288.7 | 288.9 | 289.5 |
| 21 Franco MORBIDELLI | ITA | YAMAHA | 289.5 | 288.7 | 288.0 | 287.2 | 287.2 | 288.1 | 289.5 |
| 25 Raul FERNANDEZ | SPA | APRILIA | 288.7 | 287.2 | 287.2 | 287.2 | 287.2 | 287.5 | 288.7 |
| 30 Takaaki NAKAGAMI | JPN | HONDA | 288.0 | 287.2 | 287.2 | 286.4 | 286.4 | 287.0 | 288.0 |
| 42 Alex RINS | SPA | HONDA | 288.0 | 287.2 | 286.4 | 286.4 | 285.7 | 286.7 | 288.0 |
| 94 Jonas FOLGER | GER | KTM | 288.0 | 287.2 | 287.2 | 286.4 | 286.4 | 286.9 | 288.0 |
| 37 Augusto FERNANDEZ | SPA | KTM | 287.2 | 286.4 | 286.4 | 286.4 | 286.4 | 286.6 | 287.2 |
| 6 Stefan BRADL | GER | HONDA | 286.4 | 286.4 | 286.4 | 285.7 | 284.9 | 285.4 | 286.4 |
| 27 Iker LECUONA | SPA | HONDA | 286.4 | 285.7 | 284.9 | 284.9 | 284.2 | 284.8 | 286.4 |
| 36 Joan MIR | SPA | HONDA | 285.7 | 284.9 | 284.9 | 284.9 | 284.2 | 284.7 | 285.7 |

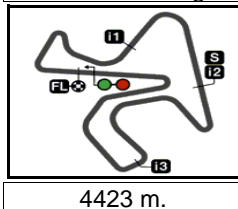
These data/results cannot be reproduced, stored and/or transmitted in whole or in part by any manner of electronic, mechanical, photocopying, recording, broadcasting or otherwise now known or herein after developed without the previous express consent by the copyright owner, except for reproduction in daily press and regular printed publications on sale to the public within 60 days of the event related to those data/results and always provided that copyright symbol appears together as follows below.

© DORNA, 2023

Official MotoGP Timing by TISSOT
www.motogp.com



Jerez de la Frontera, Saturday, April 29, 2023



4423 m.

* Lap / Sector time cancelled T1 Time from finish line to 1st intermediate T3 Time from 2nd intermed. to 3rd intermed.
 P Crossing the finish line in pit lane T2 Time from 1st intermed. to 2nd intermed. T4 Time from 3rd intermediate to finish line
 **Tyre data subject to further updates

| Lap | Lap Time | T1 | T2 | T3 | T4 | Speed | Lap | Lap Time | T1 | T2 | T3 | T4 | Speed | |
|------------|-----------------|------------------------------|---------------|--------------|---------------|-----------------|-------|-----------------|------------------|--------------|-----------|--------------|------------------|-------|
| 1st | 88 | Miguel OLIVEIRA | | APRILIA | POR | | Run # | 1 | Front Tyre | Slick-Medium | Rear Tyre | Slick-Medium | | |
| | | CryptoDATA RNF MotoGP Team | | | | | | | 6 Laps at start | | | | New Tyre | |
| | | Runs=2 | Total laps=15 | Full laps=12 | Valid laps=12 | | 1 | 1'44.480 | P | 29.307 | 14.886 | 30.859 | 26.412 | 284.9 |
| Run # | 1 | Front Tyre | Slick-Medium | Rear Tyre | Slick-Medium | | Run # | 2 | Front Tyre | Slick-Medium | Rear Tyre | Slick-Medium | | |
| | | 8 Laps at start | | | | New Tyre | | | 7 Laps at start | | | | 1 Laps at start | |
| 1 | 2'20.746 | 31.494 | 15.197 | 30.988 | 30.826 | 281.9 | 2 | 1'51.072 | 29.886 | 15.685 | 30.871 | 34.630 | 291.1 | |
| 2 | 1'39.203 | 24.910 | 14.462 | 29.706 | 30.125 | 288.0 | 3 | 1'38.788 | 24.804 | 14.586 | 29.361 | 30.037 | 285.7 | |
| 3 | 1'37.954 | 24.452 | 14.370 | 29.305 | 29.827 | 288.0 | 4 | 1'37.799 | 24.504 | 14.215 | 29.394 | 29.686 | 289.5 | |
| 4 | 1'37.516 | 24.302 | 14.337 | 29.040 | 29.837 | 289.5 | 5 | 1'37.472 | 24.360 | 14.226 | 29.113 | 29.773 | 290.3 | |
| 5 | 1'40.686 | 24.264 | 14.383 | 31.191 | 30.848 | 288.0 | 6 | 1'47.121 | 29.495 | 15.037 | 30.094 | 32.495 | 284.9 | |
| 6 | 1'37.229 | 24.168 | 14.360 | 29.003 | 29.698 | 289.5 | 7 | 1'35.912 | P | 24.528 | 14.290 | 29.728 | 27.366 | 288.0 |
| 7 | 1'37.261 | 24.241 | 14.297 | 29.019 | 29.704 | 289.5 | Run # | 3 | Front Tyre | Slick-Medium | Rear Tyre | Slick-Medium | | |
| 8 | 1'37.318 | P | 26.278 | 14.799 | 30.113 | 285.7 | | | 13 Laps at start | | | | 7 Laps at start | |
| Run # | 2 | Front Tyre | Slick-Medium | Rear Tyre | Slick-Medium | | 8 | 1'47.918 | 29.575 | 15.104 | 31.978 | 31.261 | 264.7 | |
| | | 16 Laps at start | | | | 8 Laps at start | | unfinished | 24.488 | 14.343 | 29.310 | 29.310 | 287.2 | |
| 9 | 1'46.183 | 30.553 | 14.807 | 30.541 | 30.282 | 286.4 | | | | | | | | |
| 10 | 1'37.777 | 24.401 | 14.430 | 29.183 | 29.763 | 288.0 | | | | | | | | |
| 11 | 1'37.853 | 24.364 | 14.420 | 29.199 | 29.870 | 290.3 | | | | | | | | |
| 12 | 1'38.237 | 24.450 | 14.533 | 29.283 | 29.971 | 287.2 | | | | | | | | |
| 13 | 1'38.158 | 24.497 | 14.454 | 29.237 | 29.970 | 287.2 | | | | | | | | |
| 14 | 1'38.090 | 24.490 | 14.494 | 29.194 | 29.912 | 288.0 | | | | | | | | |
| 15 | 1'42.955 | 24.457 | 14.569 | 32.609 | 31.320 | 286.4 | | | | | | | | |
| 4th | 21 | Franco MORBIDELLI | | YAMAHA | ITA | | Run # | 1 | Front Tyre | Slick-Medium | Rear Tyre | Slick-Soft | | |
| | | Monster Energy Yamaha MotoGP | | | | | | | 7 Laps at start | | | | 5 Laps at start | |
| | | Runs=3 | Total laps=14 | Full laps=9 | Valid laps=9 | | 1 | 1'49.159 | 28.695 | 14.821 | 30.628 | 30.706 | 287.2 | |
| Run # | 1 | Front Tyre | Slick-Medium | Rear Tyre | Slick-Soft | | 2 | 1'39.300 | 24.969 | 14.498 | 29.797 | 30.036 | 286.4 | |
| | | 9 Laps at start | | | | 5 Laps at start | | | 14 Laps at start | | | | 12 Laps at start | |
| 1 | 2'52.310 | 29.358 | 14.981 | 30.651 | 30.488 | 284.9 | 8 | 1'44.720 | 30.038 | 14.589 | 29.863 | 30.230 | 285.7 | |
| 2 | 1'38.438 | 24.676 | 14.406 | 29.384 | 29.972 | 288.0 | 9 | 1'38.617 | 24.677 | 14.394 | 29.538 | 30.008 | 287.2 | |
| 3 | 1'37.816 | 24.467 | 14.285 | 29.259 | 29.805 | 289.5 | 10 | 1'38.392 | 24.653 | 14.426 | 29.376 | 29.937 | 286.4 | |
| 4 | 1'37.332 | 24.327 | 14.277 | 29.067 | 29.661 | 289.5 | 11 | 1'43.942 | P | 27.004 | 16.016 | 32.129* | 28.793 | 258.9 |
| 5 | 1'37.656 | 24.388 | 14.344 | 29.182 | 29.742 | 288.0 | Run # | 2 | Front Tyre | Slick-Medium | Rear Tyre | Slick-Soft | | |
| 6 | 1'37.660 | 24.386 | 14.322 | 29.167 | 29.785 | 288.0 | | | 14 Laps at start | | | | 12 Laps at start | |
| 7 | 1'37.092 | P | 26.865 | 14.575 | 29.946 | 289.5 | | | | | | | | |
| Run # | 2 | Front Tyre | Slick-Medium | Rear Tyre | Slick-Soft | | 12 | 1'44.159 | 29.814 | 14.666 | 29.795 | 29.884 | 284.2 | |
| | | 16 Laps at start | | | | 4 Laps at start | | | 14 Laps at start | | | | 12 Laps at start | |
| 8 | 1'44.384 | * | 29.162 | 14.634 | 30.158* | 30.430 | 13 | 1'37.814 | 24.550 | 14.265 | 29.236 | 29.763 | 288.7 | |
| 9 | 1'38.225 | 24.594 | 14.332 | 29.347 | 29.952 | 290.3 | 14 | 1'37.512 | 24.397 | 14.273 | 29.172 | 29.670 | 288.0 | |
| 10 | 1'37.947 | 24.566 | 14.320 | 29.305 | 29.756 | 289.5 | | | | | | | | |
| 11 | 1'39.247 | 24.342 | 14.235 | 29.316 | 31.354 | 292.6 | | | | | | | | |
| | PIT | 24.393 | 14.313 | 29.318 | 26.772 | 289.5 | | | | | | | | |
| 3rd | 41 | Aleix ESPARGARO | | APRILIA | SPA | | | | | | | | | |
| | | Aprilia Racing | | | | | | | | | | | | |
| | | Runs=3 | Total laps=8 | Full laps=4 | Valid laps=4 | | | | | | | | | |

| | | | | | | | | |
|---------------------|-----------------|--------------------|-----|-----------------|--------|--------|--------|--------|
| Fastest Lap: | Miguel OLIVEIRA | CryptoDATA RNF Mot | POR | 1'37.229 | 24.168 | 14.360 | 29.003 | 29.698 |
|---------------------|-----------------|--------------------|-----|-----------------|--------|--------|--------|--------|

These data/results cannot be reproduced, stored and/or transmitted in whole or in part by any manner of electronic, mechanical, photocopying, recording, broadcasting or otherwise now known or herein after developed without the previous express consent by the copyright owner, except for reproduction in daily press and regular printed publications on sale to the public within 60 days of the event related to those data/results and always provided that copyright symbol appears together as follows below.
 © DORNA, 2023



Free Practice

MotoGP

| Lap | Lap Time | T1 | T2 | T3 | T4 | Speed | Lap | Lap Time | T1 | T2 | T3 | T4 | Speed | |
|--------------|------------|--|--------|-----------------------------|--------|-------|--------------|----------------|--|--------------------------------|-------------------------------|-------------------------------|-------|--|
| 5th | 30 | Takaaki NAKAGAMI HONDA JPN LCR Honda IDEMITSU | | | | | | Run # 2 | Front Tyre Slick-Medium Rear Tyre Slick-Soft 13 Laps at start 9 Laps at start | | | | | |
| | | Runs=2 Total laps=15 Full laps=12 Valid laps=11 | | | | | | | | | | | | |
| Run # | 1 | Front Tyre Slick-Soft | | Rear Tyre Slick-Soft | | | | | | | | | | |
| | | 6 Laps at start | | 4 Laps at start | | | | | | | | | | |
| 1 | 2'22.297 | 32.498 | 15.488 | 31.985 | 30.899 | 261.5 | 8 | 1'46.087 | 31.048 | 14.768 | 30.093 | 30.178 | 287.2 | |
| 2 | 1'39.065 | 24.984 | 14.506 | 29.613 | 29.962 | 287.2 | 9 | 1'38.976 * | 24.610 | 14.422 | 29.969* | 29.975 | 291.1 | |
| 3 | 1'37.524 | 24.345 | 14.339 | 29.125 | 29.715 | 287.2 | 10 | 1'38.259 | 24.598 | 14.444 | 29.393 | 29.824 | 288.0 | |
| 4 | 1'37.539 | 24.384 | 14.273 | 29.204 | 29.678 | 288.0 | 11 | 1'38.147 | 24.433 | 14.399 | 29.465 | 29.850 | 290.3 | |
| 5 | 1'41.370 | 24.945 | 14.411 | 31.621 | 30.393 | 285.7 | 12 | 1'38.083 | 24.558 | 14.363 | 29.340 | 29.822 | 288.7 | |
| 6 | 1'38.493 | 24.420 | 14.338 | 29.084 | 30.651 | 286.4 | 13 | 1'38.433 | 24.518 | 14.387 | 29.585 | 29.943 | 289.5 | |
| 7 | 1'35.948 P | 24.436 | 14.319 | 30.148 | 27.045 | 284.9 | | PIT | 26.932 | 14.588 | 29.677 | 27.734 | 289.5 | |
| 6th | 72 | Marco BEZZECCHI DUCATI ITA Mooney VR46 Racing Team | | | | | | Run # 2 | Front Tyre Slick-Medium Rear Tyre Slick-Medium 14 Laps at start 7 Laps at start | | | | | |
| | | Runs=2 Total laps=11 Full laps=8 Valid laps=8 | | | | | | | | | | | | |
| Run # | 1 | Front Tyre Slick-Soft | | Rear Tyre Slick-Soft | | | Run # | 1 | Front Tyre Slick-Medium | | Rear Tyre Slick-Medium | | | |
| | | 14 Laps at start | | New Tyre | | | | | 7 Laps at start | | New Tyre | | | |
| 1 | 2'02.002 | 30.178 | 15.488 | 31.790 | 33.802 | 277.6 | 1 | 2'16.193 | 29.040 | 15.115 | 30.441 | 30.373 | 282.7 | |
| 2 | 1'40.355 | 25.520 | 14.482 | 30.289 | 30.064 | 289.5 | 2 | 1'38.638 | 24.631 | 14.457 | 29.417 | 30.133 | 288.0 | |
| 3 | 1'36.468 P | 24.834 | 14.319 | 29.666 | 27.649 | 295.0 | 3 | 1'38.052 | 24.479 | 14.426 | 29.224 | 29.923 | 289.5 | |
| | | | | | | | 4 | 1'37.643 | 24.353 | 14.426 | 29.044 | 29.820 | 286.4 | |
| Run # | 2 | Front Tyre Slick-Medium | | Rear Tyre Slick-Soft | | | 5 | 1'38.264 | 24.482 | 14.405 | 29.379 | 29.998 | 292.6 | |
| | | 7 Laps at start | | 7 Laps at start | | | 6 | 1'37.744 | 24.326 | 14.361 | 29.071 | 29.986 | 291.1 | |
| 4 | 1'45.671 | 29.556 | 14.882 | 30.511 | 30.722 | 286.4 | 7 | 1'41.077 P | 28.342 | 15.292 | 31.113 | 26.330 | 246.0 | |
| 5 | 1'38.681 | 24.710 | 14.488 | 29.428 | 30.055 | 288.7 | | | | | | | | |
| 6 | 1'37.633 | 24.369 | 14.306 | 29.135 | 29.823 | 291.1 | Run # | 2 | Front Tyre Slick-Medium | | Rear Tyre Slick-Medium | | | |
| 7 | 1'37.905 | 24.435 | 14.288 | 29.391 | 29.791 | 291.8 | | | 14 Laps at start | | 7 Laps at start | | | |
| 8 | 1'37.683 | 24.303 | 14.328 | 29.188 | 29.864 | 289.5 | | unfinished | 31.590 | 16.656 | | | 177.9 | |
| 9 | 1'37.885 | 24.425 | 14.316 | 29.261 | 29.883 | 290.3 | | | | | | | | |
| 10 | 1'37.901 | 24.426 | 14.451 | 29.266 | 29.758 | 286.4 | 9th | 73 | Alex MARQUEZ DUCATI SPA Gresini Racing MotoGP | | | | | |
| 11 | 1'37.897 | 24.383 | 14.429 | 29.266 | 29.819 | 289.5 | | | Runs=2 Total laps=14 Full laps=11 Valid laps=10 | | | | | |
| | | PIT | 27.788 | 14.365 | 29.795 | 294.2 | | | Front Tyre Slick-Soft | | Rear Tyre Slick-Soft | | | |
| | | | | | | | | | New Tyre | | 3 Laps at start | | | |
| 7th | 33 | Brad BINDER KTM RSA Red Bull KTM Factory Racing | | | | | | Run # | 1 | Front Tyre Slick-Soft | | Rear Tyre Slick-Soft | | |
| | | Runs=2 Total laps=13 Full laps=10 Valid laps=9 | | | | | | | | 7 Laps at start | | 9 Laps at start | | |
| Run # | 1 | Front Tyre Slick-Medium | | Rear Tyre Slick-Soft | | | 1 | 2'01.093 | 30.125 | 15.151 | 31.950 | 31.324 | 277.6 | |
| | | 6 Laps at start | | 2 Laps at start | | | 2 | 1'39.000 | 24.911 | 14.466 | 29.579 | 30.044 | 284.9 | |
| 1 | 2'03.259 | 30.454 | 15.234 | 31.150 | 31.621 | 266.6 | 3 | 1'37.739 | 24.475 | 14.328 | 29.267 | 29.669 | 288.7 | |
| 2 | 1'38.849 | 24.756 | 14.307 | 29.807 | 29.979 | 291.8 | 4 | 1'37.703 | 24.391 | 14.335 | 29.156 | 29.821 | 287.2 | |
| 3 | 1'38.115 | 24.670 | 14.341 | 29.232 | 29.872 | 291.8 | 5 | 1'37.647 | 24.449 | 14.282 | 29.174 | 29.742 | 288.7 | |
| 4 | 1'37.925 | 24.495 | 14.294 | 29.380 | 29.756 | 292.6 | 6 | 1'37.701 P | 26.956 | 14.497 | 30.055 | 26.193 | 286.4 | |
| 5 | 1'44.110 | 29.906 | 14.482 | 29.624 | 30.098 | 288.7 | | | | | | | | |
| 6 | 1'37.639 | 24.473 | 14.186 | 29.192 | 29.788 | 293.4 | Run # | 2 | Front Tyre Slick-Medium | | Rear Tyre Slick-Soft | | | |
| 7 | 1'41.061 P | 28.164 | 14.503 | 30.456 | 27.938 | 291.1 | | | 7 Laps at start | | 9 Laps at start | | | |
| | | | | | | | | | 7 Laps at start | | 9 Laps at start | | | |
| | | | | | | | 7 | 1'45.548 | 29.795 | 15.180 | 30.231 | 30.342 | 288.7 | |
| | | | | | | | 8 | 1'38.731 * | 24.774 | 14.318 | 29.657* | 29.982 | 291.8 | |
| | | | | | | | 9 | 1'37.983 | 24.537 | 14.309 | 29.340 | 29.797 | 290.3 | |
| | | | | | | | 10 | 1'38.224 | 24.516 | 14.427 | 29.354 | 29.927 | 287.2 | |
| | | | | | | | 11 | 1'38.118 | 24.407 | 14.406 | 29.400 | 29.905 | 287.2 | |
| | | | | | | | 12 | 1'41.010 | 24.526 | 14.455 | 31.438 | 30.591 | 286.4 | |
| | | | | | | | 13 | 1'38.660 | 24.577 | 14.525 | 29.402 | 30.156 | 287.2 | |
| | | | | | | | 14 | 1'38.561 | 24.640 | 14.501 | 29.424 | 29.996 | 288.0 | |
| 10th | 12 | Maverick VIÑALES APRILIA SPA Aprilia Racing | | | | | | Run # | 1 | Front Tyre Slick-Medium | | Rear Tyre Slick-Medium | | |
| | | Runs=4 Total laps=15 Full laps=10 Valid laps=10 | | | | | | | | 6 Laps at start | | New Tyre | | |
| | | | | | | | 1 | 1'43.970 P | 30.045 | 15.117 | 30.615 | 26.648 | 284.2 | |

Fastest Lap: Miguel OLIVEIRA CryptoDATA RNF Mot POR 1'37.229 24.168 14.360 29.003 29.698

These data/results cannot be reproduced, stored and/or transmitted in whole or in part by any manner of electronic, mechanical, photocopying, recording, broadcasting or otherwise now known or herein after developed without the previous express consent by the copyright owner, except for reproduction in daily press and regular printed publications on sale to the public within 60 days of the event related to those data/results and always provided that copyright symbol appears together as follows below.
© DORNA, 2023

Official MotoGP Timing by TISSOT
www.motogp.com



Free Practice

MotoGP

| Lap | Lap Time | T1 | T2 | T3 | T4 | Speed | Lap | Lap Time | T1 | T2 | T3 | T4 | Speed |
|---|--------------------------|------------------------|---------------|---------------|---------------|--------------|-----------------------------|-------------------------|------------------------|-----------------|---------------|---------------|--------------|
| Run # 2 | Front Tyre Slick-Medium | Rear Tyre Slick-Medium | | | | | | | | | | | |
| 7 Laps at start | | 1 Laps at start | | | | | | | | | | | |
| 2 | 1'44.510 | 29.117 | 14.741 | 30.281 | 30.371 | 287.2 | 7 | 1'38.229 P | 25.989 | 14.988 | 30.328 | 26.924 | 279.7 |
| 3 | 1'38.748 | 24.773 | 14.490 | 29.562 | 29.923 | 288.0 | Run # 2 | Front Tyre Slick-Medium | Rear Tyre Slick-Soft | | | | |
| 4 | 1'37.869 | 24.510 | 14.332 | 29.356 | 29.671 | 288.0 | 13 Laps at start | | 10 Laps at start | | | | |
| 5 | 1'37.665 | 24.387 | 14.303 | 29.339 | 29.636 | 289.5 | 8 | 1'48.975 | 32.969 | 15.211 | 30.582 | 30.213 | 284.2 |
| 6 | 1'41.403 | 26.396 | 14.983 | 29.953 | 30.071 | 288.0 | 9 | 1'38.569 * | 24.367 | 14.379 | 29.607* | 30.216* | 290.3 |
| 7 | 1'37.797 | 24.497 | 14.349 | 29.341 | 29.610 | 288.7 | 10 | 1'38.352 | 24.405 | 14.346 | 29.462 | 30.139 | 291.1 |
| 8 | 1'36.630 P | 26.448 | 14.419 | 29.826 | 25.937 | 289.5 | 11 | 1'41.477 | 24.377 | 14.351 | 31.897 | 30.852 | 291.8 |
| Run # 3 | Front Tyre Slick-Medium | Rear Tyre Slick-Medium | | | | | | | | | | | |
| 14 Laps at start | | 8 Laps at start | | | | | | | | | | | |
| 9 | 1'40.098 P | 29.600 | 14.622 | 30.195 | 25.681 | 288.0 | PIT | | 26.236 | 14.835 | 30.554 | 25.924 | 283.4 |
| Run # 4 | Front Tyre Slick-Medium | Rear Tyre Slick-Medium | | | | | | | | | | | |
| 15 Laps at start | | 9 Laps at start | | | | | | | | | | | |
| 10 | 1'43.221 | 28.138 | 14.533 | 29.834 | 30.716 | 288.0 | 13th 10 | Luca MARINI | DUCATI | ITA | | | |
| 11 | 1'38.015 | 24.492 | 14.337 | 29.457 | 29.729 | 288.0 | Mooney VR46 Racing Team | | | | | | |
| 12 | 1'39.436 | 24.485 | 15.374 | 29.707 | 29.870 | 281.9 | Runs=2 | Total laps=15 | Full laps=12 | Valid laps=12 | | | |
| 13 | 1'37.903 | 24.366 | 14.370 | 29.463 | 29.704 | 288.7 | Run # 1 | Front Tyre Slick-Medium | Rear Tyre Slick-Medium | | | | |
| 14 | 1'38.278 | 24.528 | 14.392 | 29.434 | 29.924 | 290.3 | 6 Laps at start | | New Tyre | | | | |
| 15 | 1'37.853 | 24.406 | 14.375 | 29.352 | 29.720 | 288.0 | 1 | 2'46.606 | 29.360 | 15.427 | 32.103 | 31.038 | 278.3 |
| 11th 5 | Johann ZARCO | DUCATI | FRA | | | | | | | | | | |
| Prima Pramac Racing | | | | | | | | | | | | | |
| Runs=3 Total laps=14 Full laps=9 Valid laps=9 | | | | | | | | | | | | | |
| Run # 1 | Front Tyre Slick-Medium | Rear Tyre Slick-Soft | | | | | | | | | | | |
| 13 Laps at start | | 6 Laps at start | | | | | | | | | | | |
| 1 | 2'24.400 | 28.792 | 15.188 | 30.698 | 30.537 | 284.2 | 2 | 1'40.551 | 25.155 | 14.687 | 30.303 | 30.406 | 287.2 |
| 2 | 1'39.990 | 25.463 | 14.597 | 29.813 | 30.117 | 291.1 | 3 | 1'39.629 | 24.859 | 14.654 | 29.844 | 30.272 | 287.2 |
| 3 | 1'38.551 | 24.798 | 14.438 | 29.429 | 29.886 | 289.5 | 4 | 1'38.397 | 24.609 | 14.418 | 29.560 | 29.810 | 288.0 |
| 4 | 1'40.572 P | 27.379 | 14.271 | 31.537 | 27.385 | 293.4 | 5 | 1'39.530 | 25.881 | 14.408 | 29.465 | 29.776 | 288.7 |
| Run # 2 | Front Tyre Slick-Medium | Rear Tyre Slick-Soft | | | | | | | | | | | |
| 17 Laps at start | | 3 Laps at start | | | | | | | | | | | |
| 5 | 1'44.732 | 29.277 | 14.867 | 30.169 | 30.419 | 284.9 | 6 | 1'37.866 | 24.390 | 14.382 | 29.263 | 29.831 | 288.7 |
| 6 | 1'38.081 | 24.522 | 14.428 | 29.228 | 29.903 | 288.0 | 7 | 1'38.150 | 24.423 | 14.424 | 29.408 | 29.895 | 288.0 |
| 7 | 1'37.786 | 24.384 | 14.343 | 29.187 | 29.872 | 288.7 | 8 | 1'38.123 | 24.346 | 14.475 | 29.370 | 29.932 | 288.0 |
| 8 | 1'41.110 P | 24.547 | 14.362 | 34.507 | 27.694 | 288.7 | 9 | 1'45.507 P | 28.611 | 15.976 | 32.420 | 28.500 | 271.3 |
| Run # 3 | Front Tyre Slick-Medium | Rear Tyre Slick-Medium | | | | | | | | | | | |
| 21 Laps at start | | 14 Laps at start | | | | | | | | | | | |
| 9 | 1'47.461 | 30.262 | 15.063 | 31.836 | 30.300 | 286.4 | Run # 2 | Front Tyre Slick-Medium | Rear Tyre Slick-Soft | | | | |
| 10 | 1'38.007 | 24.590 | 14.377 | 29.229 | 29.811 | 289.5 | 15 Laps at start | | 4 Laps at start | | | | |
| 11 | 1'37.797 | 24.305 | 14.297 | 29.294 | 29.901 | 289.5 | 10 | 1'45.669 | 29.284 | 15.100 | 30.805 | 30.480 | 283.4 |
| 12 | 1'41.128 | 24.540 | 14.335 | 29.548 | 32.705 | 291.8 | 11 | 1'38.503 | 24.634 | 14.445 | 29.406 | 30.018 | 288.7 |
| 13 | 1'40.969 | 24.870 | 15.081 | 30.186 | 30.832 | 286.4 | 12 | 1'38.023 | 24.360 | 14.419 | 29.341 | 29.903 | 288.7 |
| 14 | 1'46.041 | 24.922 | 14.519 | 35.088 | 31.512 | 291.8 | 13 | 1'38.139 | 24.447 | 14.479 | 29.323 | 29.890 | 287.2 |
| 12th 1 | Francesco BAGNAIA | DUCATI | ITA | | | | | | | | | | |
| Ducati Lenovo Team | | | | | | | | | | | | | |
| Runs=2 Total laps=11 Full laps=8 Valid laps=7 | | | | | | | | | | | | | |
| Run # 1 | Front Tyre Slick-Medium | Rear Tyre Slick-Soft | | | | | | | | | | | |
| 6 Laps at start | | 3 Laps at start | | | | | | | | | | | |
| 1 | 2'01.535 | 29.736 | 15.311 | 30.954 | 30.617 | 285.7 | 14 | 1'38.167 | 24.380 | 14.399 | 29.396 | 29.992 | 289.5 |
| 2 | 1'38.925 | 24.624 | 14.473 | 29.768 | 30.060 | 291.8 | 15 | 1'47.207 | 24.530 | 14.439 | 34.191 | 34.047 | 288.0 |
| 3 | 1'38.282 | 24.490 | 14.328 | 29.467 | 29.997 | 291.8 | 14th 26 | Dani PEDROSA | KTM | SPA | | | |
| 4 | 1'37.928 | 24.380 | 14.421 | 29.177 | 29.950 | 291.1 | Red Bull KTM Factory Racing | | | | | | |
| 5 | 1'44.959 | 24.450 | 14.419 | 35.112 | 30.978 | 292.6 | Runs=3 | Total laps=16 | Full laps=11 | Valid laps=10 | | | |
| 6 | 1'37.816 | 24.392 | 14.360 | 29.237 | 29.827 | 290.3 | Run # 1 | Front Tyre Slick-Medium | Rear Tyre Slick-Soft | | | | |
| | | | | | | | | 7 Laps at start | | 3 Laps at start | | | |
| 7 | 2'01.660 | 31.025 | 15.375 | 31.299 | 30.790 | 282.7 | 1 | 2'01.660 | 31.025 | 15.375 | 31.299 | 30.790 | 282.7 |
| 8 | 1'39.241 | 25.142 | 14.454 | 29.701 | 29.944 | 295.0 | 2 | 1'39.241 | 25.142 | 14.454 | 29.701 | 29.944 | 295.0 |
| 9 | 1'38.075 | 24.655 | 14.261 | 29.425 | 29.734 | 295.8 | 3 | 1'38.075 | 24.655 | 14.261 | 29.425 | 29.734 | 295.8 |
| 10 | 1'37.917 | 24.455 | 14.227 | 29.477 | 29.758 | 295.8 | 4 | 1'37.917 | 24.455 | 14.227 | 29.477 | 29.758 | 295.8 |
| 11 | 1'38.108 | 24.463 | 14.253 | 29.574 | 29.818 | 293.4 | 5 | 1'38.108 | 24.463 | 14.253 | 29.574 | 29.818 | 293.4 |
| 12 | 1'37.540 P | 24.562 | 15.454 | 30.359 | 27.165 | 285.7 | 6 | 1'37.540 P | 24.562 | 15.454 | 30.359 | 27.165 | 285.7 |
| Run # 2 | Front Tyre Slick-Medium | Rear Tyre Slick-Soft | | | | | | | | | | | |
| 13 Laps at start | | 9 Laps at start | | | | | | | | | | | |
| 7 | 1'48.125 | 31.671 | 16.153 | 30.056 | 30.245 | 264.7 | Run # 3 | Front Tyre Slick-Medium | Rear Tyre Slick-Soft | | | | |
| 8 | 1'38.399 | 24.687 | 14.324 | 29.459 | 29.929 | 292.6 | 17 Laps at start | | 3 Laps at start | | | | |
| 9 | 1'38.512 | 24.613 | 14.346 | 29.450 | 30.103 | 293.4 | 12 | 1'55.957 | 32.850 | 15.688 | 34.754 | 32.665 | 272.0 |
| 10 | 1'39.205 * | 24.809 | 14.442 | 29.577* | 30.377 | 292.6 | 13 | 1'43.159 | 26.871 | 14.804 | 30.538 | 30.946 | 292.6 |
| 11 | 1'34.105 P | 24.499 | 14.343 | 29.564 | 25.699 | 296.7 | 14 | 1'39.475 | 24.920 | 14.430 | 29.932 | 30.193 | 293.4 |
| Run # 3 | Front Tyre Slick-Medium | Rear Tyre Slick-Soft | | | | | | | | | | | |
| 17 Laps at start | | 3 Laps at start | | | | | | | | | | | |
| 12 | 1'55.957 | 32.850 | 15.688 | 34.754 | 32.665 | 272.0 | 15 | 1'39.031 | 24.658 | 14.490 | 29.692 | 30.191 | 293.4 |
| 13 | 1'43.159 | 26.871 | 14.804 | 30.538 | 30.946 | 292.6 | | | | | | | |
| 14 | 1'39.475 | 24.920 | 14.430 | 29.932 | 30.193 | 293.4 | | | | | | | |
| 15 | 1'39.031 | 24.658 | 14.490 | 29.692 | 30.191 | 293.4 | | | | | | | |

Fastest Lap: Miguel OLIVEIRA CryptoDATA RNF Mot POR **1'37.229** 24.168 14.360 29.003 29.698

These data/results cannot be reproduced, stored and/or transmitted in whole or in part by any manner of electronic, mechanical, photocopying, recording, broadcasting or otherwise now known or herein after developed without the previous express consent by the copyright owner, except for reproduction in daily press and regular printed publications on sale to the public within 60 days of the event related to those data/results and always provided that copyright symbol appears together as follows below.
© DORNA, 2023



Free Practice

MotoGP

| Lap | Lap Time | T1 | T2 | T3 | T4 | Speed | Lap | Lap Time | T1 | T2 | T3 | T4 | Speed | |
|--|-------------------|------------|------------------|-----------|------------|-------|--|-------------------|------------------|--------------|-----------|------------------|-------|--|
| 16 | 1'38.695 | 24.753 | 14.335 | 29.512 | 30.095 | 293.4 | 7 | 1'38.705 | 24.649 | 14.420 | 29.498 | 30.138 | 286.4 | |
| 15th 43 Jack MILLER KTM AUS Red Bull KTM Factory Racing Runs=2 Total laps=15 Full laps=12 Valid laps=11 | | | | | | | 8 1'42.470 P 26.532 15.320 32.657 27.961 273.4 | | | | | | | |
| Run # | 1 | Front Tyre | Slick-Medium | Rear Tyre | Slick-Soft | | Run # | 2 | Front Tyre | Slick-Medium | Rear Tyre | Slick-Soft | | |
| | | | 6 Laps at start | | | | | | 9 Laps at start | | | 5 Laps at start | | |
| 1 | 1'50.127 | 28.633 | 14.943 | 30.194 | 30.463 | 288.0 | 9 | 1'48.956 | 31.980 | 15.196 | 31.060 | 30.720 | 279.0 | |
| 2 | 1'40.105 | 24.727 | 14.581 | 29.646 | 31.151 | 289.5 | 10 | 1'41.281 * | 24.824 | 14.571 | 30.022* | 31.864* | 284.9 | |
| 3 | 1'38.561 | 24.768 | 14.512 | 29.363 | 29.918 | 287.2 | 11 | 1'38.453 | 24.589 | 14.413 | 29.386 | 30.065 | 283.4 | |
| 4 | 1'45.074 | 24.574 | 14.359 | 35.256 | 30.885 | 289.5 | 12 | 1'38.248 | 24.520 | 14.374 | 29.368 | 29.986 | 284.9 | |
| 5 | 1'37.920 | 24.529 | 14.301 | 29.312 | 29.778 | 291.8 | 13 | 1'43.750 | 26.882 | 15.301 | 31.259 | 30.308 | 282.7 | |
| 6 | 1'37.959 | 24.366 | 14.345 | 29.292 | 29.956 | 292.6 | 14 | 1'38.586 | 24.616 | 14.421 | 29.434 | 30.115 | 284.9 | |
| 7 | 1'42.769 | 24.745 | 14.416 | 31.052 | 32.556 | 292.6 | 15 | 1'38.476 | 24.570 | 14.437 | 29.374 | 30.095 | 284.9 | |
| 8 | 1'38.093 | 24.510 | 14.370 | 29.284 | 29.929 | 291.1 | PIT 26.919 15.472 31.769 27.833 268.6 | | | | | | | |
| 9 | 1'39.908 P | 27.006 | 15.385 | 30.698 | 26.819 | 280.5 | 18th 36 Joan MIR HONDA SPA Repsol Honda Team Runs=2 Total laps=12 Full laps=9 Valid laps=8 | | | | | | | |
| Run # | 2 | Front Tyre | Slick-Medium | Rear Tyre | Slick-Soft | | Run # | 1 | Front Tyre | Slick-Medium | Rear Tyre | Slick-Soft | | |
| | | | 15 Laps at start | | | | | | 6 Laps at start | | | 3 Laps at start | | |
| 10 | 1'52.670 | 30.825 | 16.492 | 34.448 | 30.905 | 198.1 | 1 | 1'53.661 | 30.604 | 15.200 | 30.680 | 30.810 | 281.9 | |
| 11 | 1'38.702 * | 24.853* | 14.485 | 29.483 | 29.881 | 290.3 | 2 | 1'39.434 | 24.897 | 14.500 | 29.713 | 30.324 | 284.9 | |
| 12 | 1'38.389 | 24.517 | 14.504 | 29.268 | 30.100 | 287.2 | 3 | 1'38.594 | 24.593 | 14.448 | 29.548 | 30.005 | 284.2 | |
| 13 | 1'37.973 | 24.461 | 14.405 | 29.250 | 29.857 | 289.5 | 4 | 1'38.287 | 24.506 | 14.430 | 29.310 | 30.041 | 284.2 | |
| 14 | 1'38.268 | 24.469 | 14.433 | 29.298 | 30.068 | 289.5 | 5 | 1'38.941 | 24.645 | 14.484 | 29.457 | 30.355 | 284.9 | |
| 15 | 1'38.219 | 24.464 | 14.410 | 29.256 | 30.089 | 289.5 | 6 | 1'41.199 P | 24.699 | 14.629 | 33.561 | 28.310 | 276.2 | |
| Run # | 2 | Front Tyre | Slick-Medium | Rear Tyre | Slick-Soft | | Run # | 2 | Front Tyre | Slick-Medium | Rear Tyre | Slick-Soft | | |
| | | | 12 Laps at start | | | | | | 12 Laps at start | | | 9 Laps at start | | |
| 7 | 1'45.784 | 30.484 | 14.847 | 30.004 | 30.449 | 280.5 | 7 | 1'45.784 | 30.484 | 14.847 | 30.004 | 30.449 | 280.5 | |
| 8 | 1'39.348 | 24.832 | 14.577 | 29.589 | 30.350 | 281.2 | 8 | 1'39.348 | 24.832 | 14.577 | 29.589 | 30.350 | 281.2 | |
| 9 | 1'39.791 * | 24.631 | 14.475 | 29.665* | 31.020* | 285.7 | 9 | 1'39.791 * | 24.631 | 14.475 | 29.665* | 31.020* | 285.7 | |
| 10 | 1'39.060 | 24.798 | 14.510 | 29.562 | 30.190 | 284.9 | 10 | 1'39.060 | 24.798 | 14.510 | 29.562 | 30.190 | 284.9 | |
| 11 | 1'39.104 | 24.663 | 14.494 | 29.747 | 30.200 | 284.2 | 11 | 1'39.104 | 24.663 | 14.494 | 29.747 | 30.200 | 284.2 | |
| 12 | 1'39.126 | 24.699 | 14.496 | 29.654 | 30.277 | 284.2 | 12 | 1'39.126 | 24.699 | 14.496 | 29.654 | 30.277 | 284.2 | |
| PIT 26.866 15.256 32.006 29.810 270.0 | | | | | | | 19th 37 Augusto FERNANDEZ KTM SPA GASGAS Factory Racing Tech3 Runs=2 Total laps=13 Full laps=10 Valid laps=10 | | | | | | | |
| Run # | 1 | Front Tyre | Slick-Medium | Rear Tyre | Slick-Soft | | Run # | 1 | Front Tyre | Slick-Medium | Rear Tyre | Slick-Soft | | |
| | | | 6 Laps at start | | | | | | 6 Laps at start | | | 2 Laps at start | | |
| 1 | 2'23.865 | 31.350 | 15.645 | 32.202 | 32.675 | 252.9 | 1 | 2'23.865 | 31.350 | 15.645 | 32.202 | 32.675 | 252.9 | |
| 2 | 1'41.222 | 25.857 | 14.742 | 30.295 | 30.328 | 285.7 | 2 | 1'41.222 | 25.857 | 14.742 | 30.295 | 30.328 | 285.7 | |
| 3 | 1'39.709 | 25.039 | 14.636 | 29.738 | 30.296 | 287.2 | 3 | 1'39.709 | 25.039 | 14.636 | 29.738 | 30.296 | 287.2 | |
| 4 | 1'38.624 | 24.738 | 14.482 | 29.337 | 30.067 | 286.4 | 4 | 1'38.624 | 24.738 | 14.482 | 29.337 | 30.067 | 286.4 | |
| 5 | 1'38.589 | 24.576 | 14.498 | 29.435 | 30.080 | 286.4 | 5 | 1'38.589 | 24.576 | 14.498 | 29.435 | 30.080 | 286.4 | |
| 6 | 1'38.539 | 24.524 | 14.570 | 29.331 | 30.114 | 282.7 | 6 | 1'38.539 | 24.524 | 14.570 | 29.331 | 30.114 | 282.7 | |
| 7 | 1'41.084 | 24.581 | 14.551 | 29.600 | 32.352 | 284.2 | 7 | 1'41.084 | 24.581 | 14.551 | 29.600 | 32.352 | 284.2 | |
| 8 | 1'38.467 | 24.590 | 14.504 | 29.232 | 30.141 | 284.9 | 8 | 1'38.467 | 24.590 | 14.504 | 29.232 | 30.141 | 284.9 | |
| 9 | 1'34.473 P | 24.490 | 14.576 | 29.400 | 26.007 | 281.9 | 9 | 1'34.473 P | 24.490 | 14.576 | 29.400 | 26.007 | 281.9 | |
| Run # | 2 | Front Tyre | Slick-Medium | Rear Tyre | Slick-Soft | | Run # | 2 | Front Tyre | Slick-Medium | Rear Tyre | Slick-Soft | | |
| | | | 15 Laps at start | | | | | | 15 Laps at start | | | 11 Laps at start | | |
| 10 | 1'44.998 | 29.691 | 14.913 | 30.163 | 30.231 | 282.7 | 10 | 1'44.998 | 29.691 | 14.913 | 30.163 | 30.231 | 282.7 | |
| 11 | 1'38.551 | 24.615 | 14.503 | 29.408 | 30.025 | 286.4 | 11 | 1'38.551 | 24.615 | 14.503 | 29.408 | 30.025 | 286.4 | |
| 12 | 1'38.541 | 24.528 | 14.488 | 29.390 | 30.135 | 285.7 | 12 | 1'38.541 | 24.528 | 14.488 | 29.390 | 30.135 | 285.7 | |
| 13 | 1'46.794 | 27.276 | 16.150 | 31.045 | 32.323 | 286.4 | 13 | 1'46.794 | 27.276 | 16.150 | 31.045 | 32.323 | 286.4 | |
| PIT 24.691 14.578 30.590 27.154 285.7 | | | | | | | 17th 6 Stefan BRADL HONDA GER HRC Team Runs=2 Total laps=15 Full laps=12 Valid laps=11 | | | | | | | |
| Run # | 1 | Front Tyre | Slick-Medium | Rear Tyre | Slick-Soft | | Run # | 1 | Front Tyre | Slick-Medium | Rear Tyre | Slick-Soft | | |
| | | | 10 Laps at start | | | | | | 4 Laps at start | | | | | |
| 1 | 1'55.490 | 30.581 | 15.314 | 31.329 | 30.788 | 281.2 | 1 | 1'55.490 | 30.581 | 15.314 | 31.329 | 30.788 | 281.2 | |
| 2 | 1'39.454 | 25.047 | 14.466 | 29.765 | 30.176 | 285.7 | 2 | 1'39.454 | 25.047 | 14.466 | 29.765 | 30.176 | 285.7 | |
| 3 | 1'38.695 | 24.757 | 14.457 | 29.513 | 29.968 | 284.9 | 3 | 1'38.695 | 24.757 | 14.457 | 29.513 | 29.968 | 284.9 | |
| 4 | 1'38.571 | 24.609 | 14.392 | 29.438 | 30.132 | 286.4 | 4 | 1'38.571 | 24.609 | 14.392 | 29.438 | 30.132 | 286.4 | |
| 5 | 1'38.653 | 24.657 | 14.434 | 29.481 | 30.081 | 284.9 | 5 | 1'38.653 | 24.657 | 14.434 | 29.481 | 30.081 | 284.9 | |
| 6 | 1'38.749 | 24.633 | 14.434 | 29.566 | 30.116 | 286.4 | 6 | 1'38.749 | 24.633 | 14.434 | 29.566 | 30.116 | 286.4 | |

Fastest Lap: Miguel OLIVEIRA CryptoDATA RNF Mot POR **1'37.229** 24.168 14.360 29.003 29.698

These data/results cannot be reproduced, stored and/or transmitted in whole or in part by any manner of electronic, mechanical, photocopying, recording, broadcasting or otherwise now known or herein after developed without the previous express consent by the copyright owner, except for reproduction in daily press and regular printed publications on sale to the public within 60 days of the event related to those data/results and always provided that copyright symbol appears together as follows below.
© DORNA, 2023

Official MotoGP Timing by TISSOT
www.motogp.com

Jerez de la Frontera, Saturday, April 29, 2023 Page 4 of 5



Free Practice

MotoGP

| Lap | Lap Time | T1 | T2 | T3 | T4 | Speed | Lap | Lap Time | T1 | T2 | T3 | T4 | Speed | |
|-------------|-----------------|-----------------------------|---------------|---------------|------------------|--------------|---------|----------|----|----|----|----|-------|--|
| 20th | 25 | Raul FERNANDEZ | | | | | APRILIA | SPA | | | | | | |
| | | CryptoDATA RNF MotoGP Team | | | | | | | | | | | | |
| | | Runs=2 | Total laps=12 | Full laps=9 | Valid laps=8 | | | | | | | | | |
| Run # | 1 | Front Tyre | Slick-Medium | Rear Tyre | Slick-Medium | | | | | | | | | |
| | | 14 Laps at start | | | 11 Laps at start | | | | | | | | | |
| 1 | 2'23.028 | 29.669 | 14.975 | 30.615 | 30.595 | 282.7 | | | | | | | | |
| 2 | 1'38.943 | 24.984 | 14.472 | 29.569 | 29.918 | 287.2 | | | | | | | | |
| 3 | 1'38.498 | 24.666 | 14.432 | 29.480 | 29.920 | 288.7 | | | | | | | | |
| 4 | 1'41.307 | 24.773 | 14.395 | 31.662 | 30.477 | 287.2 | | | | | | | | |
| 5 | 1'40.084 | P 24.678 | 14.450 | 33.101 | 27.855 | 287.2 | | | | | | | | |
| Run # | 2 | Front Tyre | Slick-Medium | Rear Tyre | Slick-Medium | | | | | | | | | |
| | | 6 Laps at start | | | 16 Laps at start | | | | | | | | | |
| 6 | 1'45.048 | 29.619 | 14.773 | 30.129 | 30.527 | 284.9 | | | | | | | | |
| 7 | 1'40.367 | 24.836 | 14.431 | 30.956 | 30.144 | 287.2 | | | | | | | | |
| 8 | 1'39.113 | * 24.628 | 14.449 | 29.953* | 30.083* | 286.4 | | | | | | | | |
| 9 | 1'39.020 | 24.777 | 14.511 | 29.606 | 30.126 | 285.7 | | | | | | | | |
| 10 | 1'38.652 | 24.606 | 14.538 | 29.441 | 30.067 | 287.2 | | | | | | | | |
| 11 | 1'50.376 | 27.012 | 15.465 | 37.015 | 30.884 | 269.3 | | | | | | | | |
| 12 | 1'38.963 | 24.789 | 14.533 | 29.584 | 30.057 | 284.9 | | | | | | | | |
| | | PIT | 26.506 | 16.447 | 31.862 | 29.116 | 225.0 | | | | | | | |
| 23rd | 94 | Jonas FOLGER | | | | | KTM | GER | | | | | | |
| | | GASGAS Factory Racing Tech3 | | | | | | | | | | | | |
| | | Runs=2 | Total laps=12 | Full laps=9 | Valid laps=7 | | | | | | | | | |
| Run # | 1 | Front Tyre | Slick-Medium | Rear Tyre | Slick-Soft | | | | | | | | | |
| | | 7 Laps at start | | | 4 Laps at start | | | | | | | | | |
| 1 | 2'52.392 | 32.425 | 15.692 | 32.248 | 32.272 | 277.6 | | | | | | | | |
| 2 | 1'40.700 | * 25.331 | 14.642* | 30.156 | 30.571 | 286.4 | | | | | | | | |
| 3 | 1'40.350 | * 25.110 | 14.563* | 30.217 | 30.460 | 285.7 | | | | | | | | |
| 4 | 1'39.873 | 24.937 | 14.578 | 30.017 | 30.341 | 286.4 | | | | | | | | |
| 5 | 1'40.025 | 24.937 | 14.676 | 30.180 | 30.232 | 286.4 | | | | | | | | |
| 6 | 1'40.107 | 25.018 | 14.594 | 30.093 | 30.402 | 287.2 | | | | | | | | |
| 7 | 1'42.119 | P 28.234 | 15.166 | 31.346 | 27.373 | 284.9 | | | | | | | | |
| Run # | 2 | Front Tyre | Slick-Medium | Rear Tyre | Slick-Soft | | | | | | | | | |
| | | 14 Laps at start | | | 11 Laps at start | | | | | | | | | |
| 8 | 1'48.175 | * 30.021 | 15.201 | 31.871* | 31.082* | 284.2 | | | | | | | | |
| 9 | 1'42.897 | 25.085 | 15.411 | 31.855 | 30.546 | 284.9 | | | | | | | | |
| 10 | 1'39.535 | 24.885 | 14.509 | 29.879 | 30.262 | 288.0 | | | | | | | | |
| 11 | 1'45.059 | 27.304 | 15.223 | 32.092 | 30.440 | 278.3 | | | | | | | | |
| 12 | 1'40.032 | 24.870 | 14.544 | 30.171 | 30.447 | 287.2 | | | | | | | | |
| | | PIT | 25.569 | 14.805 | 30.541 | 26.537 | 283.4 | | | | | | | |

| 21st | 42 | Alex RINS | | | | | HONDA | SPA | | | | | |
|-------------|-----------------|---------------------|---------------|---------------|------------------|--------------|-------|-----|--|--|--|--|--|
| | | LCR Honda CASTROL | | | | | | | | | | | |
| | | Runs=2 | Total laps=14 | Full laps=11 | Valid laps=11 | | | | | | | | |
| Run # | 1 | Front Tyre | Slick-Medium | Rear Tyre | Slick-Medium | | | | | | | | |
| | | 6 Laps at start | | | 10 Laps at start | | | | | | | | |
| 1 | 2'03.228 | 30.883 | 15.689 | 31.686 | 31.267 | 278.3 | | | | | | | |
| 2 | 1'40.033 | 25.104 | 14.539 | 30.018 | 30.372 | 287.2 | | | | | | | |
| 3 | 1'39.298 | 24.740 | 14.458 | 29.689 | 30.411 | 286.4 | | | | | | | |
| 4 | 1'38.692 | 24.707 | 14.403 | 29.541 | 30.041 | 286.4 | | | | | | | |
| 5 | 1'38.707 | 24.652 | 14.443 | 29.578 | 30.034 | 285.7 | | | | | | | |
| 6 | 1'38.634 | 24.648 | 14.429 | 29.478 | 30.079 | 284.9 | | | | | | | |
| 7 | 1'38.642 | P 26.277 | 14.821 | 30.649 | 26.895 | 279.0 | | | | | | | |
| Run # | 2 | Front Tyre | Slick-Medium | Rear Tyre | Slick-Medium | | | | | | | | |
| | | 13 Laps at start | | | 17 Laps at start | | | | | | | | |
| 8 | 1'46.943 | 30.482 | 14.984 | 30.601 | 30.876 | 279.7 | | | | | | | |
| 9 | 1'39.482 | 24.831 | 14.593 | 29.772 | 30.286 | 281.9 | | | | | | | |
| 10 | 1'38.755 | 24.703 | 14.528 | 29.508 | 30.016 | 283.4 | | | | | | | |
| 11 | 1'38.687 | 24.579 | 14.500 | 29.542 | 30.066 | 283.4 | | | | | | | |
| 12 | 1'38.636 | 24.601 | 14.476 | 29.532 | 30.027 | 284.9 | | | | | | | |
| 13 | 1'38.745 | 24.638 | 14.473 | 29.474 | 30.160 | 284.9 | | | | | | | |
| 14 | 1'38.673 | 24.719 | 14.434 | 29.520 | 30.000 | 288.0 | | | | | | | |
| 24th | 27 | Iker LECUONA | | | | | HONDA | SPA | | | | | |
| | | Repsol Honda Team | | | | | | | | | | | |
| | | Runs=2 | Total laps=13 | Full laps=10 | Valid laps=8 | | | | | | | | |
| Run # | 1 | Front Tyre | Slick-Medium | Rear Tyre | Slick-Soft | | | | | | | | |
| | | 9 Laps at start | | | 4 Laps at start | | | | | | | | |
| 1 | 2'07.640 | 29.539 | 14.984 | 30.872 | 31.034 | 284.2 | | | | | | | |
| 2 | 1'40.543 | 25.198 | 14.615 | 30.167 | 30.563 | 286.4 | | | | | | | |
| 3 | 1'40.213 | * 25.097 | 14.627* | 29.979 | 30.510 | 284.2 | | | | | | | |
| 4 | 1'40.202 | 25.202 | 14.608 | 29.935 | 30.457 | 283.4 | | | | | | | |
| 5 | 1'42.347 | 25.133 | 14.658 | 32.117 | 30.439 | 283.4 | | | | | | | |
| 6 | 1'39.852 | 25.001 | 14.607 | 29.969 | 30.275 | 284.9 | | | | | | | |
| 7 | 1'39.756 | 24.845 | 14.652 | 29.916 | 30.343 | 283.4 | | | | | | | |
| 8 | 1'39.668 | P 26.969 | 14.875 | 30.560 | 27.264 | 284.2 | | | | | | | |
| Run # | 2 | Front Tyre | Slick-Hard | Rear Tyre | Slick-Soft | | | | | | | | |
| | | 8 Laps at start | | | 12 Laps at start | | | | | | | | |
| 9 | 1'49.137 | 29.487 | 14.912 | 33.667 | 31.071 | 281.2 | | | | | | | |
| 10 | 1'40.982 | 25.284 | 14.690 | 30.102 | 30.906 | 284.9 | | | | | | | |
| 11 | 1'40.060 | 25.070 | 14.651 | 29.960 | 30.379 | 283.4 | | | | | | | |
| 12 | 1'39.821 | 25.048 | 14.625 | 29.749 | 30.399 | 284.2 | | | | | | | |
| 13 | 1'40.308 | * 24.975 | 14.624* | 30.029 | 30.680 | 283.4 | | | | | | | |
| | | PIT | 28.082 | 14.754 | 30.515 | 26.729 | 285.7 | | | | | | |

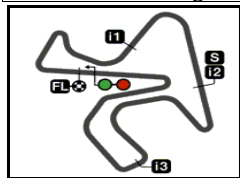
| 22nd | 23 | Enea BASTIANINI | | | | | DUCATI | ITA | | | | | |
|-------------|-----------------|------------------------|---------------|-----------------|---------------|--------------|--------|-----|--|--|--|--|--|
| | | Ducati Lenovo Team | | | | | | | | | | | |
| | | Runs=1 | Total laps=5 | Full laps=4 | Valid laps=3 | | | | | | | | |
| Run # | 1 | Front Tyre | Slick-Soft | Rear Tyre | Slick-Soft | | | | | | | | |
| | | New Tyre | | 2 Laps at start | | | | | | | | | |
| 1 | 2'06.767 | 29.918 | 15.174 | 31.162 | 30.623 | 285.7 | | | | | | | |
| 2 | 1'40.026 | 25.024 | 14.562 | 30.050 | 30.390 | 289.5 | | | | | | | |
| 3 | 1'39.175 | 24.876 | 14.450 | 29.773 | 30.076 | 290.3 | | | | | | | |
| 4 | 1'44.929 | * 24.803 | 14.476* | 33.750 | 31.900 | 289.5 | | | | | | | |
| 5 | 1'39.093 | 24.918 | 14.360 | 29.716 | 30.099 | 294.2 | | | | | | | |
| | | PIT | 27.548 | 15.032 | 32.465 | 26.849 | 284.9 | | | | | | |

Fastest Lap: Miguel OLIVEIRA CryptoDATA RNF Mot POR **1'37.229** 24.168 14.360 29.003 29.698

These data/results cannot be reproduced, stored and/or transmitted in whole or in part by any manner of electronic, mechanical, photocopying, recording, broadcasting or otherwise now known or herein after developed without the previous express consent by the copyright owner, except for reproduction in daily press and regular printed publications on sale to the public within 60 days of the event related to those data/results and always provided that copyright symbol appears together as follows below.
© DORNA, 2023

Official MotoGP Timing by TISSOT
www.motogp.com





4423 m.

GRAN PREMIO MotoGP™ GURU BY GRYPYN DE ESPAÑA

Free Practice

Best Partial Times

MotoGP™

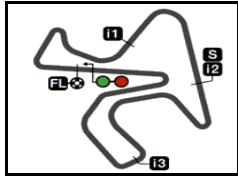
IT Ideal Lap Time, sum of the best partial times

BT Best Lap Time

| T1 | | T2 | | T3 | | T4 | | | | IT | | BT |
|-----|--------------|--------|----------------|--------|----------------|--------|----------------|--------|-----|--------------|----------|---------------|
| Pos | Rider | Time | Rider | Time | Rider | Time | Rider | Time | Pos | Rider | IT | BT |
| 1 | M.OLIVEIRA | 24.168 | B.BINDER | 14.186 | M.OLIVEIRA | 29.003 | M.VIÑALES | 29.610 | 1 | M.OLIVEIRA | 1'37.166 | 1'37.229 (1) |
| 2 | M.BEZZECCHI | 24.303 | A.ESPARGARO | 14.215 | J.MARTIN | 29.044 | F.QUARTARARO | 29.661 | 2 | F.QUARTARAR | 1'37.290 | 1'37.332 (2) |
| 3 | J.ZARCO | 24.305 | D.PEDROSA | 14.227 | F.QUARTARARO | 29.067 | A.MARQUEZ | 29.669 | 3 | A.ESPARGAR | 1'37.374 | 1'37.472 (3) |
| 4 | J.MARTIN | 24.326 | F.QUARTARARO | 14.235 | T.NAKAGAMI | 29.084 | F.MORBIDELLI | 29.670 | 4 | T.NAKAGAMI | 1'37.380 | 1'37.524 (5) |
| 5 | F.QUARTARARO | 24.327 | F.MORBIDELLI | 14.265 | A.ESPARGARO | 29.113 | T.NAKAGAMI | 29.678 | 5 | M.BEZZECCHI | 1'37.484 | 1'37.633 (6) |
| 6 | T.NAKAGAMI | 24.345 | J.ZARCO | 14.271 | M.BEZZECCHI | 29.135 | A.ESPARGARO | 29.686 | 6 | A.MARQUEZ | 1'37.498 | 1'37.647 (9) |
| 7 | L.MARINI | 24.346 | T.NAKAGAMI | 14.273 | A.MARQUEZ | 29.156 | M.OLIVEIRA | 29.698 | 7 | F.MORBIDELLI | 1'37.504 | 1'37.512 (4) |
| 8 | A.ESPARGARO | 24.360 | A.MARQUEZ | 14.282 | F.MORBIDELLI | 29.172 | D.PEDROSA | 29.734 | 8 | J.MARTIN | 1'37.551 | 1'37.643 (8) |
| 9 | M.VIÑALES | 24.366 | M.BEZZECCHI | 14.288 | F.BAGNAIA | 29.177 | B.BINDER | 29.756 | 9 | B.BINDER | 1'37.567 | 1'37.639 (7) |
| 10 | J.MILLER | 24.366 | F.DI GIANNANTO | 14.295 | J.ZARCO | 29.187 | M.BEZZECCHI | 29.758 | 10 | J.ZARCO | 1'37.574 | 1'37.786 (11) |
| 11 | F.BAGNAIA | 24.367 | M.OLIVEIRA | 14.297 | B.BINDER | 29.192 | L.MARINI | 29.776 | 11 | M.VIÑALES | 1'37.618 | 1'37.665 (10) |
| 12 | A.MARQUEZ | 24.391 | J.MILLER | 14.301 | A.FERNANDEZ | 29.232 | J.MILLER | 29.778 | 12 | J.MILLER | 1'37.695 | 1'37.920 (15) |
| 13 | F.MORBIDELLI | 24.397 | M.VIÑALES | 14.303 | J.MILLER | 29.250 | J.ZARCO | 29.811 | 13 | F.BAGNAIA | 1'37.699 | 1'37.816 (12) |
| 14 | B.BINDER | 24.433 | F.BAGNAIA | 14.328 | L.MARINI | 29.263 | J.MARTIN | 29.820 | 14 | L.MARINI | 1'37.767 | 1'37.866 (13) |
| 15 | DI GIANNANTO | 24.438 | E.BASTIANINI | 14.360 | F.DI GIANNANTO | 29.289 | F.BAGNAIA | 29.827 | 15 | D.PEDROSA | 1'37.841 | 1'37.917 (14) |
| 16 | D.PEDROSA | 24.455 | J.MARTIN | 14.361 | J.MIR | 29.310 | F.DI GIANNANTO | 29.882 | 16 | F.DI GIANNAN | 1'37.904 | 1'38.098 (16) |
| 17 | A.FERNANDEZ | 24.490 | S.BRADL | 14.374 | M.VIÑALES | 29.339 | R.FERNANDEZ | 29.918 | 17 | A.FERNANDEZ | 1'38.229 | 1'38.467 (19) |
| 18 | J.MIR | 24.506 | L.MARINI | 14.382 | S.BRADL | 29.368 | S.BRADL | 29.968 | 18 | S.BRADL | 1'38.230 | 1'38.248 (17) |
| 19 | S.BRADL | 24.520 | R.FERNANDEZ | 14.395 | D.PEDROSA | 29.425 | A.RINS | 30.000 | 19 | J.MIR | 1'38.251 | 1'38.287 (18) |
| 20 | A.RINS | 24.579 | A.RINS | 14.403 | R.FERNANDEZ | 29.441 | J.MIR | 30.005 | 20 | R.FERNANDEZ | 1'38.360 | 1'38.498 (20) |
| 21 | R.FERNANDEZ | 24.606 | J.MIR | 14.430 | A.RINS | 29.474 | A.FERNANDEZ | 30.025 | 21 | A.RINS | 1'38.456 | 1'38.634 (21) |
| 22 | E.BASTIANINI | 24.803 | A.FERNANDEZ | 14.482 | E.BASTIANINI | 29.716 | E.BASTIANINI | 30.076 | 22 | E.BASTIANINI | 1'38.955 | 1'39.093 (22) |
| 23 | I.LECUONA | 24.845 | J.FOLGER | 14.509 | I.LECUONA | 29.749 | J.FOLGER | 30.232 | 23 | I.LECUONA | 1'39.476 | 1'39.756 (24) |
| 24 | J.FOLGER | 24.870 | I.LECUONA | 14.607 | J.FOLGER | 29.879 | I.LECUONA | 30.275 | 24 | J.FOLGER | 1'39.490 | 1'39.535 (23) |


These data/results cannot be reproduced, stored and/or transmitted in whole or in part by any manner of electronic, mechanical, photocopying, recording, broadcasting or otherwise now known or herein after developed without the previous express consent by the copyright owner, except for reproduction in daily press and regular printed publications on sale to the public within 60 days of the event related to those data/results and always provided that copyright symbol appears together as follows below.
© DORNA, 2023





4423 m.

GRAN PREMIO MotoGP™ GURU BY GRYFYN DE ESPAÑA**Free Practice****Fastest Laps Sequence**

| <i>Practice Time</i> |  <i>Rider</i> | <i>Nation</i> | <i>Motorcycle</i> | <i>Time</i> | <i>Km/h</i> | <i>Rider's Lap</i> |
|----------------------|--|---------------|-------------------|-----------------|-------------|--------------------|
| 3'28.459 | 21 Franco MORBIDELLI | ITA | YAMAHA | 1'39.300 | 160.3 | 2 |
| 3'40.093 | 73 Alex MARQUEZ | SPA | DUCATI | 1'39.000 | 160.8 | 2 |
| 3'40.460 | 1 Francesco BAGNAIA | ITA | DUCATI | 1'38.925 | 160.9 | 2 |
| 3'42.108 | 33 Brad BINDER | RSA | KTM | 1'38.849 | 161.0 | 2 |
| 3'54.831 | 89 Jorge MARTIN | SPA | DUCATI | 1'38.638 | 161.4 | 2 |
| 4'30.748 | 20 Fabio QUARTARARO | FRA | YAMAHA | 1'38.438 | 161.7 | 2 |
| 5'17.832 | 73 Alex MARQUEZ | SPA | DUCATI | 1'37.739 | 162.9 | 3 |
| 5'38.886 | 30 Takaaki NAKAGAMI | JPN | HONDA | 1'37.524 | 163.2 | 3 |
| 7'15.419 | 88 Miguel OLIVEIRA | POR | APRILIA | 1'37.516 | 163.2 | 4 |
| 7'45.896 | 20 Fabio QUARTARARO | FRA | YAMAHA | 1'37.332 | 163.5 | 4 |
| 10'33.334 | 88 Miguel OLIVEIRA | POR | APRILIA | 1'37.229 | 163.7 | 6 |

These data/results cannot be reproduced, stored and/or transmitted in whole or in part by any manner of electronic, mechanical, photocopying, recording, broadcasting or otherwise now known or herein after developed without the previous express consent by the copyright owner, except for reproduction in daily press and regular printed publications on sale to the public within 60 days of the event related to those data/results and always provided that copyright symbol appears together as follows below.

© DORNA, 2023

Official MotoGP Timing by **TISSOT**
www.motogp.com

Jerez de la Frontera, Saturday, April 29, 2023

