

4185 m.

## SHARK GRAND PRIX DE FRANCE

## Practice Nr. 1

## Classification

3



Rider	Nation	Team	Motorcycle	Time	Lap Total	Gap	Top Speed
1 12 Filip SALAC	CZE	QJMOTOR Gresini Moto2	KALEX	<b>1'36.658</b>	16 16		<b>263.1</b>
2 21 Alonso LOPEZ	SPA	Lightech SpeedUp	BOSCOSCURO	<b>1'36.707</b>	20 21	0.049 0.049	<b>262.4</b>
3 37 Pedro ACOSTA	SPA	Red Bull KTM Ajo	KALEX	<b>1'36.757</b>	14 18	0.099 0.050	<b>265.2</b>
4 13 Celestino VIETTI	ITA	Fantic Racing	KALEX	<b>1'36.914</b>	21 21	0.256 0.157	<b>267.3</b>
5 40 Aron CANET	SPA	Pons Wegow Los40	KALEX	<b>1'36.975</b>	11 12	0.317 0.061	<b>261.7</b>
6 18 Manuel GONZALEZ	SPA	Correos Prepago Yamaha VR46 M	KALEX	<b>1'36.989</b>	16 19	0.331 0.014	<b>265.2</b>
7 14 Tony ARBOLINO	ITA	Elf Marc VDS Racing Team	KALEX	<b>1'37.020</b>	20 20	0.362 0.031	<b>264.5</b>
8 54 Fermín ALDEGUER	SPA	Lightech SpeedUp	BOSCOSCURO	<b>1'37.097</b>	20 20	0.439 0.077	<b>264.5</b>
9 96 Jake DIXON	GBR	Inde GASGAS Aspar M2	KALEX	<b>1'37.128</b>	17 17	0.470 0.031	<b>261.7</b>
10 11 Sergio GARCIA	SPA	Pons Wegow Los40	KALEX	<b>1'37.138</b>	17 17	0.480 0.010	<b>262.4</b>
11 75 Albert ARENAS	SPA	Red Bull KTM Ajo	KALEX	<b>1'37.199</b>	18 18	0.541 0.061	<b>263.1</b>
12 35 Somkiat CHANTRA	THA	IDEMITSU Honda Team Asia	KALEX	<b>1'37.204</b>	24 24	0.546 0.005	<b>265.2</b>
13 71 Dennis FOGGIA	ITA	Italtrans Racing Team	KALEX	<b>1'37.404</b>	20 20	0.746 0.200	<b>265.2</b>
14 79 Ai OGURA	JPN	IDEMITSU Honda Team Asia	KALEX	<b>1'37.466</b>	18 19	0.808 0.062	<b>262.4</b>
15 22 Sam LOWES	GBR	Elf Marc VDS Racing Team	KALEX	<b>1'37.592</b>	6 9	0.934 0.126	<b>263.1</b>
16 19 Lorenzo DALLA PORTA	ITA	Pertamina Mandalika SAG Team	KALEX	<b>1'37.612</b>	16 16	0.954 0.020	<b>263.1</b>
17 3 Lukas TULOVIC	GER	Liqui Moly Husqvarna Intact GP	KALEX	<b>1'37.689</b>	16 16	1.031 0.077	<b>261.0</b>
18 64 Bo BENDSNEYDER	NED	Pertamina Mandalika SAG Team	KALEX	<b>1'37.713</b>	19 19	1.055 0.024	<b>258.3</b>
19 24 Marcos RAMIREZ	SPA	Forward Team	FORWARD	<b>1'37.763</b>	16 16	1.105 0.050	<b>264.5</b>
20 16 Joe ROBERTS	USA	Italtrans Racing Team	KALEX	<b>1'37.870</b>	18 18	1.212 0.107	<b>260.3</b>
21 52 Jeremy ALCOBA	SPA	QJMOTOR Gresini Moto2	KALEX	<b>1'38.006</b>	17 17	1.348 0.136	<b>261.0</b>
22 84 Zonta VD GOORBERGH	NED	Fieten Olie Racing GP	KALEX	<b>1'38.217</b>	16 19	1.559 0.211	<b>261.7</b>
23 8 Senna AGIUS	AUS	Liqui Moly Husqvarna Intact GP	KALEX	<b>1'38.288</b>	18 18	1.630 0.071	<b>260.3</b>
24 7 Barry BALTUS	BEL	Fieten Olie Racing GP	KALEX	<b>1'38.557</b>	7 7	1.899 0.269	<b>261.0</b>
25 4 Sean Dylan KELLY	USA	American Racing	KALEX	<b>1'38.565</b>	6 9	1.907 0.008	<b>256.3</b>
26 28 Izan GUEVARA	SPA	Inde GASGAS Aspar M2	KALEX	<b>1'38.760</b>	19 19	2.102 0.195	<b>265.2</b>
27 72 Borja GOMEZ	SPA	Fantic Racing	KALEX	<b>1'39.159</b>	12 12	2.501 0.399	<b>260.3</b>
28 33 Rory SKINNER	GBR	American Racing	KALEX	<b>1'40.328</b>	8 8	3.670 1.169	<b>259.0</b>
29 17 Alex ESCRIG	SPA	Forward Team	FORWARD	<b>1'40.353</b>	15 15	3.695 0.025	<b>259.6</b>

Practice condition: Dry

Air: 13°

Humidity: 78%

Ground: 19°

<b>Fastest Lap:</b>	Lap: 16	<b>Filip SALAC</b>	<b>1'36.658</b>	155.8 Km/h
<b>Best Race Lap:</b>	2022	<b>Augusto FERNANDEZ</b>	<b>1'36.276</b>	156.4 Km/h
<b>All Time Lap Record:</b>	2022	<b>Pedro ACOSTA</b>	<b>1'35.803</b>	157.2 Km/h

The results are provisional until the end of the limit for protest and appeals.

Time limit for protest expires 30' after publication of the results - ..... Time: .....

These data/results cannot be reproduced, stored and/or transmitted in whole or in part by any manner of electronic, mechanical, photocopying, recording, broadcasting or otherwise now known or herein after developed without the previous express consent by the copyright owner, except for reproduction in daily press and regular printed publications on sale to the public within 60 days of the event related to those data/results and always provided that copyright symbol appears together as follows below.

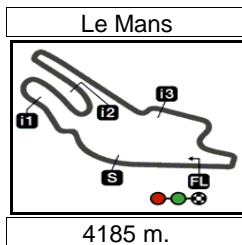
© DORNA, 2023

Official MotoGP Timing by TISSOT  
www.motogp.com

Le Mans, Friday, May 12, 2023

moto2™





Results and timing service provided by **TISSOT**

**Moto2™**

## SHARK GRAND PRIX DE FRANCE

Practice Nr. 1

Top Speed & Average

**4**



Rider	Nation	Motorcycle	Top 5 speeds					Average	Top
13 Celestino VIETTI	ITA	KALEX	267.3	265.2	264.5	263.1	263.1	264.0	267.3
18 Manuel GONZALEZ	SPA	KALEX	265.2	263.8	261.7	261.7	261.0	262.7	265.2
28 Izan GUEVARA	SPA	KALEX	265.2	263.8	263.1	263.1	262.4	263.5	265.2
35 Somkiat CHANTRA	THA	KALEX	265.2	264.5	263.8	263.1	262.4	263.8	265.2
37 Pedro ACOSTA	SPA	KALEX	265.2	264.5	263.8	263.8	263.1	263.9	265.2
71 Dennis FOGGIA	ITA	KALEX	265.2	263.1	262.4	262.4	262.4	263.1	265.2
14 Tony ARBOLINO	ITA	KALEX	264.5	263.1	263.1	263.1	263.1	263.4	264.5
24 Marcos RAMIREZ	SPA	FORWARD	264.5	263.1	261.7	261.0	261.0	262.3	264.5
54 Fermín ALDEGUER	SPA	BOSCOSCURO	264.5	264.5	263.8	263.8	262.4	263.8	264.5
12 Filip SALAC	CZE	KALEX	263.1	262.4	261.7	261.7	261.0	262.0	263.1
19 Lorenzo DALLA PORTA	ITA	KALEX	263.1	262.4	262.4	261.7	261.7	262.3	263.1
22 Sam LOWES	GBR	KALEX	263.1	262.4	261.7	261.0	260.3	261.7	263.1
75 Albert ARENAS	SPA	KALEX	263.1	262.4	261.7	261.7	261.7	262.1	263.1
11 Sergio GARCIA	SPA	KALEX	262.4	261.7	261.7	260.3	259.6	260.9	262.4
21 Alonso LOPEZ	SPA	BOSCOSCURO	262.4	261.7	261.0	260.3	259.6	260.8	262.4
79 Ai OGURA	JPN	KALEX	262.4	261.7	261.0	261.0	261.0	261.4	262.4
40 Aron CANET	SPA	KALEX	261.7	260.3	259.6	259.6	259.6	260.2	261.7
84 Zonta VD GOORBERGH	NED	KALEX	261.7	261.0	261.0	260.3	259.6	260.5	261.7
96 Jake DIXON	GBR	KALEX	261.7	261.7	260.3	260.3	259.6	260.5	261.7
3 Lukas TULOVIC	GER	KALEX	261.0	261.0	260.3	260.3	260.3	260.5	261.0
7 Barry BALTUS	BEL	KALEX	261.0	258.3	257.6	257.6	257.6	258.4	261.0
52 Jeremy ALCOBA	SPA	KALEX	261.0	261.0	261.0	260.3	260.3	260.7	261.0
8 Senna AGIUS	AUS	KALEX	260.3	260.3	260.3	260.3	260.3	260.3	260.3
16 Joe ROBERTS	USA	KALEX	260.3	259.0	259.0	258.3	257.6	258.6	260.3
72 Borja GOMEZ	SPA	KALEX	260.3	260.3	259.6	259.6	259.6	259.9	260.3
17 Alex ESCRIG	SPA	FORWARD	259.6	257.6	257.6	257.0	257.0	257.8	259.6
33 Rory SKINNER	GBR	KALEX	259.0	258.3	257.6	257.0	257.0	257.8	259.0
64 Bo BENDSNEYDER	NED	KALEX	258.3	257.6	257.6	257.6	257.6	257.7	258.3
4 Sean Dylan KELLY	USA	KALEX	256.3	255.6	255.6	255.0	255.0	255.4	256.3

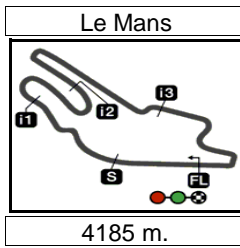
These data/results cannot be reproduced, stored and/or transmitted in whole or in part by any manner of electronic, mechanical, photocopying, recording, broadcasting or otherwise now known or herein after developed without the previous express consent by the copyright owner, except for reproduction in daily press and regular printed publications on sale to the public within 60 days of the event related to those data/results and always provided that copyright symbol appears together as follows below.

© DORNA, 2023

Official MotoGP Timing by TISSOT  
www.motogp.com



Le Mans, Friday, May 12, 2023



SHARK GRAND PRIX DE FRANCE

Practice Nr. 1

Chronological Analysis of Performances

5

\* Lap / Sector time cancelled      T1 Time from finish line to 1st intermediate      T3 Time from 2nd intermed. to 3rd intermed.  
P Crossing the finish line in pit lane      T2 Time from 1st intermed. to 2nd intermed.      T4 Time from 3rd intermediate to finish line

Lap	Lap Time	T1	T2	T3	T4	Speed	Lap	Lap Time	T1	T2	T3	T4	Speed
<b>1st 12 Filip SALAC</b> QJMOTOR Gresini M CZE Runs=2 Total laps=16 Full laps=13 Valid laps=9							2	1'41.124 *	23.91*	22.976*	28.000	26.236	259.0
1	2'30.908	34.567	23.724	29.407	27.139		3	1'39.192	23.094	22.414	27.694	25.990	259.0
2	1'40.507 *	23.65*	22.650*	28.028	26.176	257.0	4	1'38.591	22.817	22.209	27.651	25.914	261.0
3	1'39.137	23.107	22.334	27.760	25.936	259.0	5	1'38.066	22.842	22.067	27.345	25.812	258.3
4	1'38.202	22.796	22.126	27.506	25.774	259.6	6	1'37.822	22.758	22.082	27.328	25.654	258.3
5	1'38.912 *	22.97*	22.177	27.732	26.025	261.0	7	1'37.502	22.581	22.141	27.155	25.625	261.7
6	1'38.265	22.853	21.982	27.645	25.785	258.3	8	1'41.004	23.879	23.178	27.854	26.093	262.4
7	1'37.934	22.851	22.046	27.271	25.766	260.3	9	1'37.569	22.736	22.001	27.079	25.753	260.3
8	1'37.820	22.804	22.082	27.266	25.668	260.3	10	1'44.987 P	24.531	23.464	29.056	27.936	263.1
9	1'42.548 *	24.04*	22.999	28.475	27.026	259.0	11	1'32.244	35.217	23.456	28.093	26.170	
10	1'37.542	22.680	21.935	27.191	25.736	261.7	12	1'37.637	22.924	21.966	27.085	25.662	261.7
11	1'46.201 P	23.027	23.793	28.810	30.571	259.0	13	1'36.864	22.603	21.816	26.851	25.594	260.3
12	15'51.550	33.757	23.007	29.319	26.451		14	1'36.757	22.324	21.923	27.029	25.481	263.8
13	1'37.300	22.629	21.786	27.240	25.645	259.6	15	1'43.621 *	22.375	22.080			263.8
14	1'36.657 *	22.457	21.765	26.985	25.450*	263.1	16	1'40.959 *	22.398	21.797	30.417	26.347*	265.2
15	1'37.848	22.407	22.096	27.239	26.106	261.7	17	1'37.479	22.964	21.873	27.067	25.575	264.5
16	1'36.658	22.387	21.903	26.989	25.379	262.4	18	1'36.804	22.464	21.796	27.013	25.531	263.1
<b>2nd 21 Alonso LOPEZ</b> Lightech SpeedUp SPA Runs=2 Total laps=21 Full laps=18 Valid laps=14							<b>4th 13 Celestino VIETTI</b> Fantic Racing ITA Runs=2 Total laps=21 Full laps=18 Valid laps=13						
1	2'02.052	33.527	23.319	28.267	26.584		1	2'32.357	33.724	24.288	28.771	27.272	
2	1'39.827	23.449	22.350	27.851	26.177	255.0	2	1'40.879 *	23.67*	22.774*	27.970	26.457	259.0
3	1'38.485	22.908	22.121	27.562	25.894	255.6	3	1'39.414	23.226	22.410	27.602	26.176	261.0
4	1'40.582 *	23.28*	22.438	27.852*	27.010	257.6	4	1'39.394	23.091	22.246	27.789	26.268	259.6
5	1'39.212	23.002	22.213	27.659	26.338	257.6	5	1'39.651 *	23.38*	22.272	27.624	26.366	258.3
6	1'38.160	22.885	22.113	27.295	25.867	257.0	6	1'39.154	23.136	22.406	27.596	26.016	257.6
7	1'40.431	22.913	22.107	27.726	27.685	253.7	7	1'38.722	23.015	22.218	27.415	26.074	261.0
8	1'40.098 *	23.14*	22.982	27.926	26.048	258.3	8	1'38.271	22.843	22.117	27.280	26.031	263.1
9	1'37.856	22.864	22.037	27.250	25.705	257.6	9	1'38.586 *	22.85*	22.284	27.495	25.952	263.1
10	1'39.709	22.750	22.840	28.240	25.879	258.3	10	1'38.247	22.765	22.166	27.404	25.912	260.3
11	1'37.886	22.705	22.127	27.242	25.812	259.0	11	1'37.888	22.741	22.051	27.251	25.845	263.1
12	1'37.416	22.599	21.916	27.156	25.745	259.0	12	1'38.271	22.795	22.150	27.360	25.966	263.1
13	1'38.449	22.715	22.155	27.619	25.960	259.6	13	1'38.458	22.869	22.201	27.419	25.969	261.0
14	1'37.296	22.567	21.987	27.024	25.718	259.6	14	1'47.327 P	25.06*	23.472	29.296	29.491	257.6
15	1'46.360 P	22.586	21.971			257.6	15	6'52.157	34.590	24.145	29.972	26.163	
16	7'11.426	33.292	23.085	27.932	26.025		16	1'37.971	22.985	22.057	27.222	25.707	261.7
17	1'37.708 *	22.575	21.967*	27.386	25.780	259.0	17	1'37.661 *	22.737	21.973*	27.209	25.742	263.1
18	1'37.143	22.449	21.858	27.142	25.694	262.4	18	1'37.411	22.641	21.902	27.135	25.733	263.1
19	1'36.942 *	22.405	21.793	27.064	25.680*	260.3	19	1'40.593 *	22.604	22.012	27.798*	28.179	264.5
20	1'36.707	22.329	21.803	27.011	25.564	261.0	20	1'36.942	22.596	21.827	27.064	25.455	265.2
21	1'36.796	22.362	21.812	26.972	25.650	261.7	21	1'36.914	22.368	21.830	27.128	25.588	267.3
<b>3rd 37 Pedro ACOSTA</b> Red Bull KTM Ajo SPA Runs=2 Total laps=18 Full laps=15 Valid laps=12							<b>5th 40 Aron CANET</b> Pons Wegow Los40 SPA Runs=3 Total laps=12 Full laps=7 Valid laps=6						
1	3'21.463	36.114	28.128	31.897	27.370		1	3'07.786 P	33.997	23.380	28.490	29.735	
							2	10'59.527	34.251	23.176	28.396	26.241	

**Fastest Lap:** Filip SALAC QJMOTOR Gresini M CZE 1'36.658 22.387 21.903 26.989 25.379

These data/results cannot be reproduced, stored and/or transmitted in whole or in part by any manner of electronic, mechanical, photocopying, recording, broadcasting or otherwise now known or herein after developed without the previous express consent by the copyright owner, except for reproduction in daily press and regular printed publications on sale to the public within 60 days of the event related to those data/results and always provided that copyright symbol appears together as follows below.  
© DORNA, 2023



# Practice Nr. 1

# Moto2

Lap	Lap Time	T1	T2	T3	T4	Speed	Lap	Lap Time	T1	T2	T3	T4	Speed	
							<b>8th</b>	<b>54</b>	<b>Fermín ALDEGUER</b>		Lighttech SpeedUp SPA			
									Runs=2	Total laps=20	Full laps=17	Valid laps=12		
3	1'40.345	*	23.05*	23.192	28.303	25.796	1	2'06.577	*	34.114	24.931	29.252*	27.848	
4	<b>1'38.333</b>		22.823	22.108	27.558	25.844	2	<b>1'41.710</b>		23.950	22.879	28.416	26.465	259.0
5	<b>1'38.074</b>		22.807	22.098	27.619	25.550	3	1'40.283	*	23.598	22.462	27.657*	26.566	261.7
6	<b>1'37.604</b>		22.514	22.051	27.494	25.545	4	<b>1'39.631</b>		23.139	22.319	27.704	26.469	259.6
7	1'44.919	P	23.420	22.928	28.497	30.074	5	<b>1'39.126</b>		22.983	22.282	27.744	26.117	260.3
8	9'21.640		34.507	22.644	27.907	25.800	6	<b>1'39.052</b>		22.935	22.159	27.955	26.003	257.0
9	<b>1'37.440</b>		22.787	21.959	27.230	25.464	7	<b>1'38.357</b>		22.935	22.115	27.386	25.921	259.0
10	<b>1'36.986</b>		22.513	21.932	27.130	25.411	8	<b>1'38.272</b>		22.824	22.068	27.442	25.938	255.6
11	<b>1'36.975</b>		22.539	21.807	27.157	25.472	9	1'38.292	*	22.65*	22.154	27.440	26.048	257.6
12	1'44.552	P	22.533	21.881	28.172	31.966	10	1'38.663	*	22.696	22.229	27.427	26.311*	259.6
<b>6th</b>	<b>18</b>	<b>Manuel GONZALEZ</b>		Correos Prepago Yam SPA			11	<b>1'37.952</b>		22.645	22.091	27.383	25.833	260.3
									Runs=3	Total laps=19	Full laps=14	Valid laps=12		
1	1'56.745		33.337	23.428	28.316	26.686	12	<b>1'37.809</b>		22.596	22.104	27.298	25.811	261.7
2	<b>1'39.497</b>		23.251	22.398	27.810	26.038	13	1'39.936	*	22.76*	22.635	28.075	26.457	261.0
3	<b>1'39.254</b>		23.149	22.439	27.679	25.987	14	1'43.388	P	22.762	22.376	28.454	29.796	257.6
4	<b>1'38.488</b>		22.901	22.223	27.395	25.969	15	9'41.002		32.461	23.113	27.939	26.418	
5	<b>1'38.180</b>		22.887	22.103	27.388	25.802	16	<b>1'38.292</b>		22.711	22.120	27.254	26.207	262.4
6	<b>1'38.135</b>		22.751	22.095	27.378	25.911	17	<b>1'37.515</b>		22.532	22.049	27.213	25.721	263.8
7	1'41.093	P	22.876	22.114	27.420	28.683	18	1'37.010	*	22.443	21.909	27.040	25.618*	264.5
8	6'03.926		32.691	22.949	27.869	26.228	19	<b>1'37.308</b>		22.460	22.023	27.196	25.629	264.5
9	<b>1'38.388</b>		22.797	22.206	27.441	25.944	20	<b>1'37.097</b>		22.411	21.959	27.172	25.555	263.8
10	<b>1'38.124</b>		22.817	22.148	27.329	25.830								
11	<b>1'38.039</b>		22.775	22.230	27.327	25.707								
12	1'37.812	*	22.689	22.078	27.193*	25.852								
13	1'40.140	P	22.755	22.094	27.439	27.852								
14	6'56.508		31.847	22.464	27.430	26.508								
15	<b>1'37.199</b>		22.536	21.867	27.219	25.577								
16	<b>1'36.989</b>		22.489	21.860	27.141	25.499								
17	1'47.507	*	23.142	24.641	28.013	31.711*								
18	<b>1'38.112</b>		22.750	22.050	27.378	25.934								
19	<b>1'37.055</b>		22.544	21.927	27.139	25.445								
<b>7th</b>	<b>14</b>	<b>Tony ARBOLINO</b>		Elf Marc VDS Racing ITA										
									Runs=2	Total laps=20	Full laps=17	Valid laps=13		
1	2'43.231		32.375	23.584	28.823	26.549								
2	1'40.094	*	23.78*	22.430*	27.818	26.060								
3	<b>1'38.313</b>		22.985	22.092	27.471	25.765								
4	<b>1'38.659</b>		23.000	22.136	27.580	25.943								
5	1'38.051	*	22.99*	22.002	27.285	25.765								
6	<b>1'37.752</b>		22.758	22.006	27.324	25.664								
7	<b>1'37.682</b>		22.673	21.953	27.235	25.821								
8	<b>1'38.652</b>		23.131	22.145	27.422	25.954								
9	1'40.505	*	24.45*	22.174	27.415	26.461								
10	<b>1'37.960</b>		22.845	22.056	27.209	25.850								
11	1'44.324	P	23.98*	22.973	28.261	29.103								
12	8'52.481		31.846	22.946	27.823	26.344								
13	<b>1'38.924</b>		23.127	22.188	27.503	26.106								
14	<b>1'37.800</b>		22.722	21.969	27.272	25.837								
15	<b>1'37.686</b>		22.603	22.036	27.206	25.841								
16	<b>1'38.449</b>		22.634	22.026	27.264	26.525								
17	<b>1'43.034</b>		23.200	23.132	28.188	28.514								
18	1'42.278	*	22.725	22.130	27.804	29.619*								
19	<b>1'37.578</b>		22.801	22.013	27.119	25.645								
20	<b>1'37.020</b>		22.469	21.926	27.075	25.550								
<b>9th</b>	<b>96</b>	<b>Jake DIXON</b>		Inde GASGAS Aspar GBR										
									Runs=2	Total laps=17	Full laps=14	Valid laps=10		
1	2'33.692		33.650	24.125	29.446	26.796								
2	1'41.382	*	23.84*	22.811*	28.393	26.330								
3	<b>1'39.969</b>		23.650	22.234	28.089	25.996								
4	<b>1'38.826</b>		23.148	22.334	27.601	25.743								
5	1'38.334	*	23.14*	22.015	27.498	25.672								
6	<b>1'37.902</b>		22.868	21.953	27.402	25.679								
7	<b>1'37.806</b>		22.836	22.008	27.278	25.684								
8	<b>1'37.704</b>		22.848	21.965	27.171	25.720								
9	1'37.924	*	22.81*	22.099	27.344	25.670								
10	1'39.314	*	22.696	21.888	27.902*	26.828								
11	<b>1'37.941</b>		22.770	22.050	27.319	25.802								
12	1'47.799	P	26.47*	24.122	28.577	28.623								
13	13'21.562	*	34.372	25.661*	28.665	26.239								
14	<b>1'43.196</b>		23.015	22.145	31.567	26.469								
15	<b>1'38.348</b>		23.025	21.944	27.485	25.894								
16	<b>1'37.261</b>		22.558	21.888	27.306	25.509								
17	<b>1'37.128</b>		22.502	21.930	27.157	25.539								
<b>10th</b>	<b>11</b>	<b>Sergio GARCIA</b>		Pons Wegow Los40 SPA										
									Runs=3	Total laps=17	Full laps=12	Valid laps=9		
1	2'05.739	*	33.801	23.894	28.999*	27.686								
2	<b>1'42.415</b>		24.487	22.971	28.020	26.937								
3	1'40.924	*	23.560	22.809	27.957*	26.598								
4	1'49.313	P	23.466	22.398		256.3								
5	5'50.394	*	34.256	23.585	28.463*	27.412*								
6	<b>1'40.914</b>		23.663	22.776	27.855	26.620								
7	<b>1'40.452</b>		23.438	22.711	27.661	26.642								
8	<b>1'39.902</b>		23.267	22.552	27.702	26.381								
9	1'52.854	*	23.179	34.510	28.247	26.918*								
10	<b>1'39.694</b>		23.149	22.677	27.601	26.267								
11	1'41.411	P	23.208	22.446	27.608	28.149								

**Fastest Lap:** Filip SALAC QJMOTOR Gresini M CZE **1'36.658** 22.387 21.903 26.989 25.379

These data/results cannot be reproduced, stored and/or transmitted in whole or in part by any manner of electronic, mechanical, photocopying, recording, broadcasting or otherwise now known or herein after developed without the previous express consent by the copyright owner, except for reproduction in daily press and regular printed publications on sale to the public within 60 days of the event related to those data/results and always provided that copyright symbol appears together as follows below.  
© DORNA, 2023

Official MotoGP Timing by TISSOT  
www.motogp.com




Le Mans, Friday, May 12, 2023

Page 2 of 6



# Practice Nr. 1

# Moto2

Lap	Lap Time	T1	T2	T3	T4	Speed	Lap	Lap Time	T1	T2	T3	T4	Speed							
12	9'38.984	35.634	23.073	28.340	26.418		<b>13th 71</b>	<b>Dennis FOGGIA</b>			Italtrans Racing Team ITA									
13	<b>1'38.881</b>	22.964	22.266	27.621	26.030	261.7		Runs=2	Total laps=20	Full laps=17 Valid laps=10										
14	<b>1'37.905</b>	22.712	22.076	27.313	25.804	262.4		1	2'42.020	33.052	24.707	30.021	27.314							
15	1'46.450 *	22.620	23.785	28.925	31.120*	259.6		2	1'41.682 *	24.23*	22.969*	28.245	26.231	259.6						
16	<b>1'38.119</b>	22.892	22.119	27.232	25.876	260.3		3	<b>1'40.089</b>	23.382	22.695	27.871	26.141	263.1						
17	<b>1'37.138</b>	22.566	21.950	27.052	25.570	261.7		4	<b>1'39.004</b>	23.056	22.353	27.543	26.052	260.3						
<b>11th 75</b>								<b>Albert ARENAS</b>			Red Bull KTM Ajo SPA									
Runs=2 Total laps=18 Full laps=15 Valid laps=7								5	1'39.055 *	23.13*	22.414	27.555	25.956	260.3						
1	2'32.814	39.358	24.414	29.660	26.938			6	<b>1'38.408</b>	22.963	22.207	27.432	25.806	261.0						
2	1'47.845 *	23.68*	23.276*			258.3		7	1'38.749 *	22.853	22.254	27.559	26.083*	262.4						
3	1'40.634 *	23.424	22.598	28.399	26.213	259.0		8	<b>1'38.754</b>	22.803	22.189	27.642	26.120	262.4						
4	<b>1'39.524</b>	23.326	22.620	27.706	25.872	259.6		9	1'38.547 *	22.88*	22.167	27.437	26.054	261.7						
5	1'38.848 *	23.01*	22.343	27.613	25.874	261.7		10	<b>1'38.505</b>	22.985	22.128	27.471	25.921	265.2						
6	<b>1'39.146</b>	23.360	22.438	27.570	25.778	258.3		11	1'49.903 *	29.13*	23.784	30.728	26.261	261.7						
7	1'38.440 *	22.955	22.169	27.360	25.956*	260.3		12	<b>1'38.609</b>	23.055	22.239	27.470	25.845	259.6						
8	<b>1'38.600</b>	22.799	22.457	27.410	25.934	261.0		13	1'46.321 P	25.349	24.328	27.567	29.077	260.3						
9	1'39.262 *	23.15*	22.716	27.477	25.911	259.0		14	7'48.951	33.934	23.992	28.604	26.149							
10	1'41.251 P	23.001	22.168	27.495	28.587	259.6		15	<b>1'37.823</b>	23.053	22.020	27.148	25.602	258.3						
11	11'17.449	36.770	23.641	28.332	26.369			16	1'37.698 *	22.856	22.049	27.129*	25.664	261.0						
12	<b>1'39.378</b>	23.188	22.553	27.597	26.040	257.6		17	<b>1'37.753</b>	22.761	22.052	27.275	25.665	261.0						
13	<b>1'38.631</b>	23.157	22.198	27.395	25.881	260.3	18	1'37.630 *	22.707	22.019	27.265	25.639*	262.4							
14	1'38.202 *	22.894	22.197	27.317*	25.794	260.3	19	<b>1'37.762</b>	22.691	22.052	27.228	25.791	261.7							
15	<b>1'37.909</b>	22.710	22.162	27.319	25.718	261.7	20	<b>1'37.404</b>	22.673	21.938	27.197	25.596	261.0							
16	1'37.664 *	22.715	22.002	27.211	25.736*	261.7	<b>14th 79</b>							<b>Ai OGURA</b>			IDEMITSU Honda Tea JPN			
17	1'37.159 *	22.444	21.981	27.139	25.595*	263.1	Runs=2 Total laps=19 Full laps=16 Valid laps=10							1	2'37.376 *	35.443	24.426	28.937*	27.587	
18	<b>1'37.199</b>	22.615	21.995	27.110	25.479	262.4	2	1'42.447 *	24.05*	23.392*	28.356	26.643	255.6							
<b>12th 35</b>							<b>Somkiat CHANTRA</b>			IDEMITSU Honda Tea THA			3	<b>1'40.341</b>	23.412	22.694	27.940	26.295	257.6	
Runs=1 Total laps=24 Full laps=23 Valid laps=19							4	<b>1'40.928</b>	23.162	22.941	27.536	27.289	258.3	5	1'39.541 *	23.35*	22.590	27.367	26.225	261.0
1	2'57.879 *	33.964	24.120	28.793*	27.275		6	<b>1'38.869</b>	23.076	22.488	27.374	25.931	259.6	7	1'38.646 *	22.987	22.234	27.307	26.118*	260.3
2	1'42.058 *	24.08*	23.082*	28.199	26.690	258.3	8	1'40.320 *	23.008	22.464	27.599*	27.249	261.0	9	1'39.985 *	23.32*	22.551	27.787	26.325	259.6
3	<b>1'40.156</b>	23.557	22.515	27.731	26.353	260.3	10	<b>1'38.736</b>	22.987	22.341	27.344	26.064	259.0	11	<b>1'38.663</b>	22.950	22.256	27.389	26.068	258.3
4	<b>1'39.490</b>	23.289	22.376	27.624	26.201	257.6	12	1'56.289 P	26.20*	24.984	31.935	33.164	255.6	13	9'31.511	35.630	24.012	28.216	26.565	
5	<b>1'39.064</b>	23.111	22.476	27.458	26.019	259.6	14	<b>1'39.424</b>	23.353	22.481	27.455	26.135	255.6	15	1'39.056 *	23.113	22.494*	27.465	25.984	259.0
6	<b>1'38.329</b>	22.980	22.327	27.244	25.778	259.6	16	<b>1'38.601</b>	22.916	22.125	27.620	25.940	259.6	17	<b>1'37.834</b>	22.708	22.087	27.260	25.779	261.7
7	1'38.108 *	22.791	22.172	27.142	26.003*	261.0	18	<b>1'37.466</b>	22.708	22.011	27.134	25.613	262.4	19	<b>1'38.097</b>	22.846	22.111	27.192	25.948	261.0
8	<b>1'38.274</b>	22.899	22.177	27.373	25.825	259.0	<b>15th 22</b>							<b>Sam LOWES</b>			Elf Marc VDS Racing GBR			
9	<b>1'38.907</b>	23.007	22.482	27.469	25.949	259.0	Runs=2 Total laps=9 Full laps=6 Valid laps=4							1	2'41.383	35.323	24.882	30.056	26.937	
10	<b>1'37.855</b>	22.772	22.127	27.124	25.832	260.3	2	1'41.059 *	23.74*	22.886*	28.266	26.165	258.3	3	<b>1'39.006</b>	23.124	22.290	27.843	25.749	261.7
11	<b>1'38.212</b>	22.724	22.024	27.454	26.010	263.1	4	<b>1'38.418</b>	23.005	22.129	27.511	25.773	259.6	5	<b>1'38.418</b>	23.005	22.129	27.511	25.773	259.6
12	<b>1'39.419</b>	22.912	22.404	27.981	26.122	261.7	6	1'38.103 *	22.86*	22.158	27.482	25.594	259.6	6	<b>1'37.592</b>	22.770	21.938	27.379	25.505	260.3
13	<b>1'38.211</b>	22.868	22.188	27.332	25.823	260.3	7	2'47.582 P	22.654	21.785	27.387	1'35.756	262.4	8	20'28.448 *	40.258	25.182*	29.654	28.082	
14	<b>1'37.868</b>	22.814	22.060	27.179	25.815	259.0	9	<b>1'39.072</b>	22.989	22.897	27.445	25.741	261.0							
15	<b>1'38.170</b>	22.932	22.090	27.134	26.014	260.3	<b>Fastest Lap:</b> Filip SALAC							QJMOTOR Gresini M CZE			<b>1'36.658</b> 22.387 21.903 26.989 25.379			
16	<b>1'39.112</b>	22.876	22.109	27.802	26.325	258.3	These data/results cannot be reproduced, stored and/or transmitted in whole or in part by any manner of electronic, mechanical, photocopying, recording, broadcasting or otherwise now known or herein after developed without the previous express consent by the copyright owner, except for reproduction in daily press and regular printed publications on sale to the public within 60 days of the event related to those data/results and always provided that copyright symbol appears together as follows below.													
17	<b>1'37.808</b>	22.769	21.997	27.195	25.847	261.0	© DORNA, 2023													
18	<b>1'38.439</b>	22.846	22.113	27.532	25.948	260.3	Official MotoGP Timing by TISSOT													
19	<b>1'37.484</b>	22.680	21.921	27.219	25.664	262.4	www.motogp.com													
20	1'42.828 *	25.13*	23.093*	28.133*	26.463	261.7	Le Mans, Friday, May 12, 2023													
21	1'38.205 *	22.35*	22.332	27.652	25.870	261.7	Page 3 of 6													
22	<b>1'37.835</b>	22.738	21.990	27.211	25.896	263.8	  													
23	<b>1'37.839</b>	22.817	22.112	27.238	25.672	264.5														
24	<b>1'37.204</b>	22.524	21.986	27.134	25.560	265.2														

**Fastest Lap:** Filip SALAC QJMOTOR Gresini M CZE **1'36.658** 22.387 21.903 26.989 25.379

These data/results cannot be reproduced, stored and/or transmitted in whole or in part by any manner of electronic, mechanical, photocopying, recording, broadcasting or otherwise now known or herein after developed without the previous express consent by the copyright owner, except for reproduction in daily press and regular printed publications on sale to the public within 60 days of the event related to those data/results and always provided that copyright symbol appears together as follows below.  
© DORNA, 2023

Official MotoGP Timing by TISSOT  
www.motogp.com

Le Mans, Friday, May 12, 2023

Page 3 of 6



## Practice Nr. 1

## Moto2

Lap	Lap Time	T1	T2	T3	T4	Speed	Lap	Lap Time	T1	T2	T3	T4	Speed
unfinished		22.739	21.808	27.221		263.1	15	1'38.876	23.247	22.318	27.448	25.863	257.6
<b>16th</b>	<b>19</b>	<b>Lorenzo DALLA PO</b>		Pertamina Mandalika		ITA	16	1'38.325	22.948	22.223	27.443	25.711	255.6
		Runs=2	Total laps=16	Full laps=13	Valid laps=12		17	1'38.172 *	22.874	22.124	27.338	25.836*	257.6
1	2'14.350	34.538	25.281	30.070	27.542		18	1'37.983	22.791	22.145	27.259	25.788	257.0
2	1'42.529	24.432	22.919	28.461	26.717	257.0	19	1'37.713	22.744	22.150	27.239	25.580	257.6
3	1'41.324	23.739	22.606	28.360	26.619	259.6	<b>19th</b>	<b>24</b>	<b>Marcos RAMIREZ</b>		Forward Team		SPA
4	1'40.146	23.454	22.516	27.905	26.271	259.6			Runs=3	Total laps=16	Full laps=11	Valid laps=9	
5	1'39.724	23.482	22.319	27.697	26.226	259.6	1	2'00.645	35.344	24.251	29.205	27.526	
6	1'39.136	23.171	22.196	27.733	26.036	259.0	2	1'42.722	24.305	23.191	28.419	26.807	258.3
7	1'39.252	23.173	22.280	27.652	26.147	259.0	3	1'40.639	23.673	22.527	28.101	26.338	259.6
8	1'38.942	23.046	22.284	27.512	26.100	259.0	4	1'40.025	23.467	22.542	27.828	26.188	259.6
9	2'11.800	P 27.54 *	27.306			260.3	5	1'39.586	23.260	22.628	27.508	26.190	260.3
10	14'39.264	34.389	23.962	28.794	26.558		6	1'39.255	23.195	22.314	27.638	26.108	259.6
11	1'39.194	23.348	22.384	27.422	26.040	259.0	7	1'43.071 *	23.06 *	24.538	29.123	26.344	258.3
12	1'38.113 *	22.765	22.028 *	27.263	26.057	262.4	8	1'44.234	P 23.287	22.272	27.712	30.963	261.7
13	1'38.091	22.851	22.030	27.330	25.880	261.7	9	13'05.416	35.454	23.682	28.225	26.400	
14	1'38.071	22.827	22.000	27.306	25.938	261.7	10	1'39.493	23.522	22.302	27.582	26.087	258.3
15	1'37.712	22.730	22.044	27.279	25.659	262.4	11	1'38.435	23.132	22.148	27.345	25.810	261.0
16	1'37.612	22.722	22.045	27.212	25.633	263.1	12	1'38.071	23.046	22.048	27.266	25.711	260.3
<b>17th</b>	<b>3</b>	<b>Lukas TULOVIC</b>		Liqui Moly Husqvarna		GER	13	1'44.799	P 22.53 *	24.013	29.440	28.814	261.0
		Runs=2	Total laps=16	Full laps=13	Valid laps=8		14	3'29.846 *	32.440	22.830	28.019	27.804 *	
1	2'10.682	35.144	24.216	29.007	27.168		15	1'39.740 *	22.918	22.143	27.316	27.363 *	263.1
2	1'41.496	23.894	22.936	28.172	26.494	260.3	16	1'37.763	22.790	21.960	27.275	25.738	264.5
3	1'40.239	23.598	22.535	27.846	26.260	259.6	<b>20th</b>	<b>16</b>	<b>Joe ROBERTS</b>		Italtrans Racing Team		USA
4	1'39.920	23.475	22.387	27.818	26.240	259.6			Runs=2	Total laps=18	Full laps=15	Valid laps=10	
5	1'39.402	23.452	22.292	27.797	25.861	259.6	1	3'07.348 *	34.862	24.703	32.708 *	28.028	
6	1'38.769	23.101	22.176	27.482	26.010	259.6	2	1'44.481 *	24.56 *	23.755 *	29.168	26.998	255.0
7	1'39.093	23.135	22.154	27.571	26.233	260.3	3	1'41.258	23.782	22.653	28.352	26.471	256.3
8	1'39.534 *	23.079	22.298	27.501	26.656 *	260.3	4	1'40.243	23.386	22.552	27.936	26.369	257.6
9	1'41.348 *	23.68 *	22.634	27.815	27.214	259.6	5	1'46.225	23.225	22.684	30.204	30.112	257.0
10	1'43.172	P 23.272	22.367	28.050	29.483	260.3	6	1'39.767	23.376	22.330	27.874	26.187	257.0
11	14'47.144	34.457	22.883	27.730	26.185		7	1'39.445	23.160	22.248	27.742	26.295	256.3
12	1'38.705 *	23.052	22.044	27.381 *	26.228	257.6	8	1'42.284 *	23.022	22.555	28.841 *	27.866	257.6
13	1'38.129	23.050	21.953	27.213	25.913	261.0	9	1'39.698	23.195	22.299	27.937	26.267	257.0
14	1'37.647 *	22.855	21.937	27.185	25.670 *	261.0	10	1'39.199	23.021	22.252	27.636	26.290	256.3
15	1'37.834 *	22.791	21.936	27.199	25.908 *	259.6	11	1'47.697	P 23.108	22.347	32.059	30.183	257.0
16	1'37.689	22.747	22.004	27.226	25.712	260.3	12	10'16.915	36.111	24.046	28.693	26.956	
<b>18th</b>	<b>64</b>	<b>Bo BENDSNEYDER</b>		Pertamina Mandalika		NED	13	1'39.429	23.265	22.304	27.612	26.248	255.6
		Runs=2	Total laps=19	Full laps=16	Valid laps=14		14	1'38.726 *	23.082	22.255	27.430 *	25.959	257.0
1	2'10.067	33.943	24.042	28.987	26.942		15	1'38.533	22.956	22.151	27.425	26.001	259.0
2	1'42.390	23.841	22.862	28.250	27.437	253.0	16	1'46.300 *	22.802	29.424	27.927	26.147 *	258.3
3	1'40.132	23.564	22.509	27.960	26.099	251.1	17	1'37.971 *	22.706	22.083	27.318	25.864 *	260.3
4	1'39.459	23.124	22.316	27.855	26.164	258.3	18	1'37.870	22.703	22.096	27.346	25.725	259.0
5	1'39.163	23.184	22.318	27.705	25.956	255.0	<b>21st</b>	<b>52</b>	<b>Jeremy ALCOBA</b>		QJMOTOR Gresini M		SPA
6	1'38.701	23.054	22.160	27.600	25.887	257.0			Runs=2	Total laps=17	Full laps=14	Valid laps=10	
7	1'38.917	22.991	22.281	27.630	26.015	257.6	1	2'13.804	34.135	24.560	29.462	27.411	
8	1'38.417	22.958	22.179	27.541	25.739	257.0	2	1'42.310	24.332	22.888	28.342	26.748	255.0
9	1'42.597 *	26.09 *	22.721	27.777	26.001	255.6	3	1'41.837	23.875	23.122	28.223	26.617	257.0
10	1'38.308	23.006	22.116	27.406	25.780	255.6	4	1'40.316	23.499	22.619	27.778	26.420	259.0
11	1'38.239	22.864	22.193	27.452	25.730	257.6	5	1'39.766	23.374	22.428	27.661	26.303	258.3
12	1'37.959	22.831	22.073	27.365	25.690	257.6	6	1'39.918	23.566	22.391	27.823	26.138	250.5
13	1'43.302	P 22.917	22.430	28.731	29.224	257.0	7	1'39.373	23.205	22.321	27.606	26.241	260.3
14	11'07.044	35.084	23.059	27.767	26.031		8	1'39.318	22.965	22.333	27.700	26.320	260.3

Fastest Lap: Filip SALAC

QJMOTOR Gresini M CZE 1'36.658 22.387 21.903 26.989 25.379

These data/results cannot be reproduced, stored and/or transmitted in whole or in part by any manner of electronic, mechanical, photocopying, recording, broadcasting or otherwise now known or herein after developed without the previous express consent by the copyright owner, except for reproduction in daily press and regular printed publications on sale to the public within 60 days of the event related to those data/results and always provided that copyright symbol appears together as follows below.

© DORNA, 2023

Official MotoGP Timing by TISSOT  
www.motogp.com

Le Mans, Friday, May 12, 2023

Page 4 of 6

moto2



# Practice Nr. 1

# Moto2

Lap	Lap Time	T1	T2	T3	T4	Speed	Lap	Lap Time	T1	T2	T3	T4	Speed
9	1'39.459 *	23.29*	22.290	27.680	26.194	261.0	unfinished	23.540					261.0
10	<b>1'38.924</b>	23.097	22.226	27.555	26.046	259.6	2	1'55.941 *	33.857	25.795*	29.356	26.933	
11	1'42.113 P	23.128	22.316	27.501	29.168	259.0	3	1'40.692 *	23.426	22.712*	28.126	26.428	255.6
12	13'08.779	34.326	24.361	28.130	26.339		4	<b>1'39.615</b>	23.023	22.418	27.779	26.395	257.6
13	1'38.705 *	23.170	22.211	27.333*	25.991	256.3	5	<b>1'39.202</b>	22.958	22.213	27.721	26.310	258.3
14	<b>1'38.458</b>	22.986	22.271	27.453	25.748	259.0	6	<b>1'38.565</b>	22.851	22.244	27.471	25.999	257.6
15	1'38.528 *	22.817	22.363	27.340	26.008*	261.0	7	<b>1'38.557</b>	22.772	22.244	27.548	25.993	257.6
16	1'38.042 *	22.855	22.037	27.285	25.865*	261.0							
17	<b>1'38.006</b>	22.895	22.112	27.362	25.637	259.0							

## 22nd 84 Zonta VD GOORBE Fieten Olie Racing GP NED

Runs=2 Total laps=19 Full laps=16 Valid laps=14

1	2'07.654 *	33.094	24.187	29.387*	27.986	
2	<b>1'42.938</b>	24.100	23.111	28.866	26.861	257.0
3	<b>1'41.310</b>	23.557	22.936	28.295	26.522	257.0
4	<b>1'40.672</b>	23.325	22.610	28.185	26.552	257.0
5	<b>1'39.965</b>	23.410	22.519	27.849	26.187	261.0
6	<b>1'39.146</b>	23.028	22.300	27.752	26.066	257.6
7	<b>1'39.165</b>	22.989	22.254	27.891	26.031	259.0
8	<b>1'38.907</b>	22.907	22.321	27.695	25.984	259.6
9	1'41.579 *	24.37*	22.872	28.036	26.296	261.7
10	1'53.920 P	30.28*	23.562	28.915	31.157	259.0
11	10'06.623	34.104	23.841	28.613	26.620	
12	<b>1'40.155</b>	23.280	22.739	27.833	26.303	255.0
13	<b>1'38.825</b>	22.918	22.339	27.685	25.883	257.0
14	<b>1'38.705</b>	22.963	22.262	27.573	25.907	257.6
15	1'38.700 *	22.841	22.351*	27.531	25.977	260.3
16	<b>1'38.217</b>	22.744	22.204	27.391	25.878	259.6
17	<b>1'43.191</b>	22.875	22.278	28.637	29.401	257.6
18	<b>1'40.863</b>	23.006	22.351	29.554	25.952	256.3
19	<b>1'40.606</b>	22.824	23.352	28.400	26.030	261.0

## 23rd 8 Senna AGIUS Liqui Moly Husqvarna AUS

Runs=2 Total laps=18 Full laps=15 Valid laps=10

1	2'28.912 *	33.271	25.173	29.695*	28.863	
2	1'44.232 *	24.90*	23.601*	28.622	27.100	248.6
3	<b>1'41.838</b>	23.849	23.171	28.119	26.699	252.4
4	<b>1'41.319</b>	23.681	22.700	28.101	26.837	256.3
5	1'41.105 *	23.78*	22.865	28.007	26.451	255.6
6	<b>1'40.110</b>	23.666	22.533	27.639	26.272	255.6
7	1'40.183 *	23.349	22.509	27.789	26.536*	259.0
8	<b>1'39.085</b>	23.071	22.393	27.405	26.216	260.3
9	1'39.404 *	23.21*	22.477	27.493	26.220	260.3
10	1'41.810 P	23.325	22.245	27.401	28.839	257.6
11	11'47.492 *	32.697	23.737	28.406*	26.787	
12	<b>1'40.743</b>	23.454	22.453	28.387	26.449	257.6
13	<b>1'39.084</b>	23.208	22.385	27.482	26.009	257.6
14	1'38.857 *	23.101	22.304*	27.242	26.210	259.6
15	<b>1'38.848</b>	23.031	22.379	27.389	26.049	258.3
16	<b>1'38.902</b>	22.936	22.324	27.604	26.038	260.3
17	<b>1'38.404</b>	23.030	22.233	27.291	25.850	260.3
18	<b>1'38.288</b>	22.822	22.241	27.316	25.909	260.3

## 24th 7 Barry BALTUS Fieten Olie Racing GP BEL

Runs=2 Total laps=7 Full laps=5 Valid laps=5

1	2'10.830	32.351	23.766	28.251	26.825	
---	----------	--------	--------	--------	--------	--

## 25th 4 Sean Dylan KELLY American Racing USA

Runs=2 Total laps=9 Full laps=6 Valid laps=8

1	1'58.685	32.865	23.592	28.881	26.799	
2	<b>1'40.520</b>	23.789	22.591	27.946	26.194	253.7
3	<b>1'39.885</b>	23.444	22.437	27.839	26.165	255.6
4	<b>1'39.066</b>	23.331	22.152	27.624	25.959	254.3
5	<b>1'38.881</b>	23.258	22.110	27.616	25.897	255.6
6	<b>1'38.565</b>	23.258	21.996	27.500	25.811	255.0
7	<b>1'38.742</b>	23.179	22.062	27.729	25.772	255.0
8	<b>1'45.190</b>	23.246	22.249	28.552	31.143	256.3
unfinished						255.0
9	1'52.420 *	34.67*	23.269	28.354	26.119	
unfinished		23.215				255.0

## 26th 28 Izan GUEVARA Inde GASGAS Aspar SPA

Runs=2 Total laps=19 Full laps=16 Valid laps=14

1	2'17.683	33.988	24.912	29.816	29.718	
2	<b>1'45.018</b>	25.098	23.623	29.057	27.240	257.6
3	<b>1'43.066</b>	24.422	23.198	28.285	27.161	261.0
4	<b>1'41.648</b>	23.863	22.846	28.098	26.841	260.3
5	1'41.018 *	23.56*	22.784	27.837	26.836	261.7
6	<b>1'40.296</b>	23.393	22.666	27.811	26.426	260.3
7	<b>1'41.410</b>	23.387	22.954	28.298	26.771	261.0
8	<b>1'39.890</b>	23.208	22.522	27.704	26.456	263.1
9	1'52.910 P	23.34*	22.557			261.7
10	10'14.757	34.188	24.721	28.768	27.078	
11	<b>1'41.687</b>	23.689	22.965	28.166	26.867	257.6
12	<b>1'40.400</b>	23.408	22.640	27.862	26.490	260.3
13	<b>1'40.832</b>	23.384	22.827	28.028	26.593	261.7
14	<b>1'39.859</b>	23.487	22.503	27.616	26.253	259.6
15	<b>1'39.457</b>	23.097	22.595	27.541	26.224	262.4
16	1'40.509 *	23.027	22.550	27.768*	27.164	263.8
17	<b>1'38.955</b>	22.941	22.394	27.410	26.210	265.2
18	<b>1'39.126</b>	22.966	22.565	27.526	26.069	263.1
19	<b>1'38.760</b>	23.016	22.417	27.374	25.953	261.7

## 27th 72 Borja GOMEZ Fantic Racing SPA

Runs=2 Total laps=12 Full laps=9 Valid laps=4

1	2'33.022 *	33.540	24.105	29.412*	27.204	
2	1'41.914 *	23.97*	22.897*	28.431	26.616	256.3
3	<b>1'41.547</b>	24.000	22.637	28.460	26.450	255.6
4	<b>1'40.441</b>	23.453	22.446	28.023	26.519	260.3
5	1'51.010 P	25.15*	24.658	30.370*	30.828	254.3
6	20'48.997 *	34.035	23.440	33.195	27.330*	
7	1'41.405 *	23.763	22.696	28.375*	26.571	257.6
8	1'41.050 *	23.754	22.593	28.222*	26.481	259.6
9	<b>1'40.179</b>	23.590	22.462	27.926	26.201	259.6
10	1'39.836 *	23.241	22.346	27.834	26.415*	260.3

**Fastest Lap:** Filip SALAC QJMOTOR Gresini M CZE **1'36.658** 22.387 21.903 26.989 25.379

These data/results cannot be reproduced, stored and/or transmitted in whole or in part by any manner of electronic, mechanical, photocopying, recording, broadcasting or otherwise now known or herein after developed without the previous express consent by the copyright owner, except for reproduction in daily press and regular printed publications on sale to the public within 60 days of the event related to those data/results and always provided that copyright symbol appears together as follows below.  
© DORNA, 2023

# Practice Nr. 1

Moto2

Lap	Lap Time	T1	T2	T3	T4	Speed	Lap	Lap Time	T1	T2	T3	T4	Speed
11	1'40.710 *	23.422	22.470	28.256	26.562*	258.3							
12	1'39.159	23.073	22.239	27.769	26.078	259.6							

**28th 33 RORY SKINNER** American Racing GBR  
 Runs=2 Total laps=8 Full laps=5 Valid laps=7

1	2'16.838	32.835	25.021	30.146	27.584								
2	1'43.561	24.099	23.716	28.669	27.077	255.0							
3	1'42.208	23.519	23.188	28.681	26.820	258.3							
4	1'41.547	23.479	22.911	28.527	26.630	256.3							
	<b>unfinished</b>					257.0							
5	2'01.297 *	36.52*	26.023	30.704	28.045								
6	1'44.508	24.310	23.359	29.019	27.820	256.3							
7	1'41.561	23.710	22.835	28.367	26.649	257.0							
8	1'40.328	23.669	22.601	27.906	26.152	257.6							
	<b>unfinished</b>	23.063	22.544	28.127		259.0							

**29th 17 ALEX ESCRIG** Forward Team SPA  
 Runs=3 Total laps=15 Full laps=10 Valid laps=5

1	3'30.570	35.410	26.608	31.166	29.217								
2	1'48.541 *	25.926	24.362	29.709*	28.544	248.6							
3	1'50.932 P	24.800	23.632	30.065	32.435	252.4							
4	5'22.528 *	36.414	24.008	30.109*	28.834								
5	1'43.228	24.358	23.103	28.670	27.097	256.3							
6	1'43.499 *	23.94*	23.303	28.455	27.792	248.6							
7	1'42.331	23.693	22.910	28.530	27.198	257.6							
8	1'49.119 P	23.874	23.020	30.002*	32.223	254.3							
9	11'09.025	36.063	24.395	29.456	27.460								
10	1'41.990	23.726	22.878	28.540	26.846	255.0							
11	1'41.974 *	23.753	23.315*	28.219	26.687	255.0							
12	1'46.204 *	23.355	22.699			257.0							
13	1'43.212 *	23.811	22.881	28.163*	28.357	257.0							
14	1'40.586	23.288	22.780	27.985	26.533	259.6							
15	1'40.353	23.217	22.771	27.950	26.415	257.6							

**Fastest Lap:** Filip SALAC QJMOTOR Gresini M CZE **1'36.658** 22.387 21.903 26.989 25.379

These data/results cannot be reproduced, stored and/or transmitted in whole or in part by any manner of electronic, mechanical, photocopying, recording, broadcasting or otherwise now known or herein after developed without the previous express consent by the copyright owner, except for reproduction in daily press and regular printed publications on sale to the public within 60 days of the event related to those data/results and always provided that copyright symbol appears together as follows below.  
 © DORNA, 2023

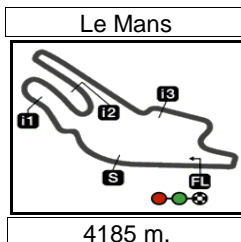
Official MotoGP Timing by **TISSOT**  
 www.motogp.com

Le Mans, Friday, May 12, 2023

Page 6 of 6







Results and timing service provided by **TISSOT**

**Moto2™**

## SHARK GRAND PRIX DE FRANCE

### Practice Nr. 1

### Best Partial Times

*IT* Ideal Lap Time, sum of the best partial times

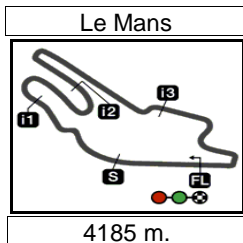
*BT* Best Lap Time

<b>T1</b>		<b>T2</b>		<b>T3</b>		<b>T4</b>				<i>IT</i>	<i>BT</i>	
Pos	Rider	Time	Rider	Time	Rider	Time	Rider	Time	Pos	Rider		
1	P.ACOSTA	22.324	F.SALAC	21.765	P.ACOSTA	26.851	F.SALAC	25.379	1	P.ACOSTA	1'36.452	1'36.757 (3)
2	A.LOPEZ	22.329	S.LOWES	21.785	A.LOPEZ	26.972	A.CANET	25.411	2	F.SALAC	1'36.516	1'36.658 (1)
3	C.VIETTI	22.368	A.LOPEZ	21.793	F.SALAC	26.985	M.GONZALEZ	25.445	3	A.LOPEZ	1'36.658	1'36.707 (2)
4	F.SALAC	22.387	P.ACOSTA	21.796	F.ALDEGUER	27.040	C.VIETTI	25.455	4	C.VIETTI	1'36.714	1'36.914 (4)
5	F.ALDEGUER	22.411	A.CANET	21.807	S.GARCIA	27.052	A.ARENAS	25.479	5	A.CANET	1'36.861	1'36.975 (5)
6	A.ARENAS	22.444	C.VIETTI	21.827	C.VIETTI	27.064	P.ACOSTA	25.481	6	F.ALDEGUER	1'36.915	1'37.097 (8)
7	T.ARBOLINO	22.469	M.GONZALEZ	21.860	T.ARBOLINO	27.075	S.LOWES	25.505	7	M.GONZALEZ	1'36.933	1'36.989 (6)
8	M.GONZALEZ	22.489	J.DIXON	21.888	A.ARENAS	27.110	J.DIXON	25.509	8	A.ARENAS	1'37.014	1'37.199 (11)
9	J.DIXON	22.502	F.ALDEGUER	21.909	S.CHANTRA	27.124	T.ARBOLINO	25.550	9	T.ARBOLINO	1'37.020	1'37.020 (7)
10	A.CANET	22.513	S.CHANTRA	21.921	A.CANET	27.130	F.ALDEGUER	25.555	10	J.DIXON	1'37.056	1'37.128 (9)
11	S.CHANTRA	22.524	T.ARBOLINO	21.926	A.OGURA	27.134	S.CHANTRA	25.560	11	S.CHANTRA	1'37.129	1'37.204 (12)
12	S.GARCIA	22.566	L.TULOVIC	21.936	M.GONZALEZ	27.139	A.LOPEZ	25.564	12	S.GARCIA	1'37.138	1'37.138 (10)
13	S.LOWES	22.654	D.FOGGIA	21.938	D.FOGGIA	27.148	S.GARCIA	25.570	13	S.LOWES	1'37.165	1'37.592 (15)
14	D.FOGGIA	22.673	S.GARCIA	21.950	J.DIXON	27.157	B.BENDSNEYDE	25.580	14	D.FOGGIA	1'37.355	1'37.404 (13)
15	J.ROBERTS	22.703	M.RAMIREZ	21.960	L.TULOVIC	27.185	D.FOGGIA	25.596	15	A.OGURA	1'37.466	1'37.466 (14)
16	A.OGURA	22.708	A.ARENAS	21.981	L.DALLA PORTA	27.212	A.OGURA	25.613	16	L.DALLA PORTA	1'37.567	1'37.612 (16)
17	L.DALLA PORTA	22.722	S.KELLY	21.996	S.LOWES	27.221	L.DALLA PORTA	25.633	17	L.TULOVIC	1'37.580	1'37.689 (17)
18	B.BENDSNEYDE	22.744	L.DALLA PORTA	22.000	B.BENDSNEYDE	27.239	J.ALCOBA	25.637	18	B.BENDSNEYDE	1'37.636	1'37.713 (18)
19	Z.VD GOORBER	22.744	A.OGURA	22.011	S.AGIUS	27.242	M.RAMIREZ	25.711	19	M.RAMIREZ	1'37.727	1'37.763 (19)
20	L.TULOVIC	22.747	J.ALCOBA	22.037	M.RAMIREZ	27.266	L.TULOVIC	25.712	20	J.ALCOBA	1'37.776	1'38.006 (21)
21	B.BALTUS	22.772	B.BENDSNEYDE	22.073	J.ALCOBA	27.285	J.ROBERTS	25.725	21	J.ROBERTS	1'37.829	1'37.870 (20)
22	M.RAMIREZ	22.790	J.ROBERTS	22.083	J.ROBERTS	27.318	S.KELLY	25.772	22	S.AGIUS	1'38.147	1'38.288 (23)
23	J.ALCOBA	22.817	Z.VD GOORBER	22.204	I.GUEVARA	27.374	S.AGIUS	25.850	23	Z.VD GOORBER	1'38.217	1'38.217 (22)
24	S.AGIUS	22.822	B.BALTUS	22.213	Z.VD GOORBER	27.391	Z.VD GOORBER	25.878	24	S.KELLY	1'38.447	1'38.565 (25)

These data/results cannot be reproduced, stored and/or transmitted in whole or in part by any manner of electronic, mechanical, photocopying, recording, broadcasting or otherwise now known or herein after developed without the previous express consent by the copyright owner, except for reproduction in daily press and regular printed publications on sale to the public within 60 days of the event related to those data/results and always provided that copyright symbol appears together as follows below.  
© DORNA, 2023

Official MotoGP Timing by **TISSOT**  
www.motogp.com





Results and timing service provided by **TISSOT**

**Moto2™**

**SHARK GRAND PRIX DE FRANCE**

**Practice Nr. 1**

**Best Partial Times**

*IT* Ideal Lap Time, sum of the best partial times

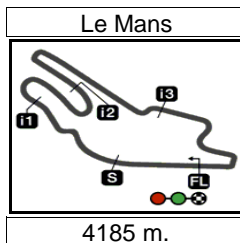
*BT* Best Lap Time

		<b>T1</b>		<b>T2</b>		<b>T3</b>		<b>T4</b>				
<i>Pos</i>	<i>Rider</i>	<i>Time</i>	<i>Rider</i>	<i>Time</i>	<i>Rider</i>	<i>Time</i>	<i>Rider</i>	<i>Time</i>	<i>Pos</i>	<i>Rider</i>	<i>IT</i>	<i>BT</i>
25	I.GUEVARA	22.941	S.AGIUS	22.233	B.BALTUS	27.471	I.GUEVARA	25.953	25	<b>B.BALTUS</b>	1'38.449	1'38.557 (24)
26	<b>R.SKINNER</b>	<b>23.063</b>	<b>B.GOMEZ</b>	<b>22.239</b>	<b>S.KELLY</b>	<b>27.500</b>	<b>B.BALTUS</b>	<b>25.993</b>	26	<b>I.GUEVARA</b>	1'38.662	1'38.760 (26)
27	B.GOMEZ	23.073	I.GUEVARA	22.394	B.GOMEZ	27.769	B.GOMEZ	26.078	27	<b>B.GOMEZ</b>	1'39.159	1'39.159 (27)
28	<b>S.KELLY</b>	<b>23.179</b>	<b>R.SKINNER</b>	<b>22.544</b>	<b>R.SKINNER</b>	<b>27.906</b>	<b>R.SKINNER</b>	<b>26.152</b>	28	<b>R.SKINNER</b>	1'39.665	1'40.328 (28)
29	A.ESCRIG	23.217	A.ESCRIG	22.699	A.ESCRIG	27.950	A.ESCRIG	26.415	29	<b>A.ESCRIG</b>	1'40.281	1'40.353 (29)

These data/results cannot be reproduced, stored and/or transmitted in whole or in part by any manner of electronic, mechanical, photocopying, recording, broadcasting or otherwise now known or herein after developed without the previous express consent by the copyright owner, except for reproduction in daily press and regular printed publications on sale to the public within 60 days of the event related to those data/results and always provided that copyright symbol appears together as follows below.  
© DORNA, 2023

Official MotoGP Timing by **TISSOT**  
www.motogp.com





Results and timing service provided by **TISSOT**

**Moto2™**

## SHARK GRAND PRIX DE FRANCE

### Practice Nr. 1

### Fastest Laps Sequence

<i>Practice Time</i>	 <i>Rider</i>	<i>Nation</i>	<i>Motorcycle</i>	<i>Time</i>	<i>Km/h</i>	<i>Rider's Lap</i>
<b>3'36.242</b>	18 <b>Manuel GONZALEZ</b>	SPA	KALEX	<b>1'39.497</b>	151.4	2
<b>5'15.496</b>	18 <b>Manuel GONZALEZ</b>	SPA	KALEX	<b>1'39.254</b>	151.7	3
<b>5'20.364</b>	21 <b>Alonso LOPEZ</b>	SPA	BOSCOSCURO	<b>1'38.485</b>	152.9	3
<b>6'01.638</b>	14 <b>Tony ARBOLINO</b>	ITA	KALEX	<b>1'38.313</b>	153.2	3
<b>7'28.754</b>	12 <b>Filip SALAC</b>	CZE	KALEX	<b>1'38.202</b>	153.4	4
<b>8'32.164</b>	18 <b>Manuel GONZALEZ</b>	SPA	KALEX	<b>1'38.180</b>	153.4	5
<b>9'58.436</b>	37 <b>Pedro ACOSTA</b>	SPA	KALEX	<b>1'38.066</b>	153.6	5
<b>10'50.105</b>	96 <b>Jake DIXON</b>	GBR	KALEX	<b>1'37.902</b>	153.8	6
<b>10'55.561</b>	22 <b>Sam LOWES</b>	GBR	KALEX	<b>1'37.592</b>	154.3	6
<b>13'13.760</b>	37 <b>Pedro ACOSTA</b>	SPA	KALEX	<b>1'37.502</b>	154.5	7
<b>20'11.714</b>	21 <b>Alonso LOPEZ</b>	SPA	BOSCOSCURO	<b>1'37.416</b>	154.6	12
<b>23'27.459</b>	21 <b>Alonso LOPEZ</b>	SPA	BOSCOSCURO	<b>1'37.296</b>	154.8	14
<b>33'04.065</b>	37 <b>Pedro ACOSTA</b>	SPA	KALEX	<b>1'36.864</b>	155.5	13
<b>34'40.822</b>	37 <b>Pedro ACOSTA</b>	SPA	KALEX	<b>1'36.757</b>	155.7	14
<b>38'53.745</b>	21 <b>Alonso LOPEZ</b>	SPA	BOSCOSCURO	<b>1'36.707</b>	155.7	20
<b>41'27.989</b>	12 <b>Filip SALAC</b>	CZE	KALEX	<b>1'36.658</b>	155.8	16

These data/results cannot be reproduced, stored and/or transmitted in whole or in part by any manner of electronic, mechanical, photocopying, recording, broadcasting or otherwise now known or herein after developed without the previous express consent by the copyright owner, except for reproduction in daily press and regular printed publications on sale to the public within 60 days of the event related to those data/results and always provided that copyright symbol appears together as follows below.

© DORNA, 2023

Official MotoGP Timing by **TISSOT**  
www.motogp.com

**Le Mans, Friday, May 12, 2023**

