


4185 m.

SHARK GRAND PRIX DE FRANCE

Practice Nr. 1

Classification

3

	Rider	Nation	Team	Motorcycle	Time	Lap Total	Gap	Top Speed
1	43 Jack MILLER	AUS	Red Bull KTM Factory Racing	KTM	1'31.449	19 20		313.5
2	10 Luca MARINI	ITA	Mooney VR46 Racing Team	DUCATI	1'31.544	20 20	0.095 0.095	314.5
3	33 Brad BINDER	RSA	Red Bull KTM Factory Racing	KTM	1'31.667	18 19	0.218 0.123	312.6
4	5 Johann ZARCO	FRA	Prima Pramac Racing	DUCATI	1'31.764	19 19	0.315 0.097	313.5
5	73 Alex MARQUEZ	SPA	Gresini Racing MotoGP	DUCATI	1'31.787	21 21	0.338 0.023	312.6
6	36 Joan MIR	SPA	Repsol Honda Team	HONDA	1'31.800	20 21	0.351 0.013	307.7
7	41 Aleix ESPARGARO	SPA	Aprilia Racing	APRILIA	1'31.802	20 20	0.353 0.002	312.6
8	72 Marco BEZZECCHI	ITA	Mooney VR46 Racing Team	DUCATI	1'31.872	19 20	0.423 0.070	313.5
9	12 Maverick VIÑALES	SPA	Aprilia Racing	APRILIA	1'31.890	20 20	0.441 0.018	314.5
10	1 Francesco BAGNAIA	ITA	Ducati Lenovo Team	DUCATI	1'31.915	17 17	0.466 0.025	317.5
11	20 Fabio QUARTARARO	FRA	Monster Energy Yamaha MotoGP	YAMAHA	1'31.946	20 20	0.497 0.031	312.6
12	93 Marc MARQUEZ	SPA	Repsol Honda Team	HONDA	1'31.973	17 17	0.524 0.027	308.7
13	21 Franco MORBIDELLI	ITA	Monster Energy Yamaha MotoGP	YAMAHA	1'32.153	20 21	0.704 0.180	309.6
14	37 Augusto FERNANDEZ	SPA	GASGAS Factory Racing Tech3	KTM	1'32.174	20 20	0.725 0.021	309.6
15	30 Takaaki NAKAGAMI	JPN	LCR Honda IDEMITSU	HONDA	1'32.265	18 18	0.816 0.091	313.5
16	89 Jorge MARTIN	SPA	Prima Pramac Racing	DUCATI	1'32.296	21 21	0.847 0.031	317.5
17	49 Fabio DI GIANNANTONIO	ITA	Gresini Racing MotoGP	DUCATI	1'32.710	13 14	1.261 0.414	311.6
18	42 Alex RINS	SPA	LCR Honda CASTROL	HONDA	1'32.909	20 20	1.460 0.199	312.6
19	9 Danilo PETRUCCI	ITA	Ducati Lenovo Team	DUCATI	1'33.168	18 18	1.719 0.259	313.5
20	32 Lorenzo SAVADORI	ITA	CryptoDATA RNF MotoGP Team	APRILIA	1'33.973	10 18	2.524 0.805	306.8
21	94 Jonas FOLGER	GER	GASGAS Factory Racing Tech3	KTM	1'34.766	14 18	3.317 0.793	312.6
Not qualified (Out 105%)					1'36.021			
	25 Raul FERNANDEZ	SPA	CryptoDATA RNF MotoGP Team	APRILIA	1'43.072	2 3	11.623 8.306	287.3

Practice condition: Dry

Air: 15°

Humidity: 75%

Ground: 28°

Fastest Lap:	Lap: 19	Jack MILLER	1'31.449	164.7 Km/h
Best Race Lap:	2022	Francesco BAGNAIA	1'31.778	164.1 Km/h
All Time Lap Record:	2022	Francesco BAGNAIA	1'30.450	166.5 Km/h

The results are provisional until the end of the limit for protest and appeals.

Time limit for protest expires 30' after publication of the results - Time:

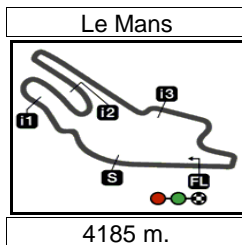
These data/results cannot be reproduced, stored and/or transmitted in whole or in part by any manner of electronic, mechanical, photocopying, recording, broadcasting or otherwise now known or herein after developed without the previous express consent by the copyright owner, except for reproduction in daily press and regular printed publications on sale to the public within 60 days of the event related to those data/results and always provided that copyright symbol appears together as follows below.

© DORNA, 2023

Official MotoGP Timing by TISSOT
www.motogp.com

Le Mans, Friday, May 12, 2023





Results and timing service provided by **TISSOT**

MotoGP™

SHARK GRAND PRIX DE FRANCE

Practice Nr. 1

Top Speed & Average

4



Rider	Nation	Motorcycle	Top 5 speeds					Average	Top
1 Francesco BAGNAIA	ITA	DUCATI	317.5	316.5	315.5	315.5	314.5	315.7	317.5
89 Jorge MARTIN	SPA	DUCATI	317.5	317.5	315.5	313.5	313.5	314.9	317.5
10 Luca MARINI	ITA	DUCATI	314.5	314.5	314.5	313.5	313.5	313.8	314.5
12 Maverick VIÑALES	SPA	APRILIA	314.5	313.5	313.5	313.5	313.5	313.7	314.5
5 Johann ZARCO	FRA	DUCATI	313.5	312.6	312.6	311.6	311.6	312.4	313.5
9 Danilo PETRUCCI	ITA	DUCATI	313.5	312.6	311.6	311.6	310.6	311.5	313.5
30 Takaaki NAKAGAMI	JPN	HONDA	313.5	311.6	309.6	309.6	309.6	310.6	313.5
43 Jack MILLER	AUS	KTM	313.5	312.6	311.6	311.6	311.6	312.2	313.5
72 Marco BEZZECCHI	ITA	DUCATI	313.5	312.6	312.6	312.6	312.6	312.8	313.5
20 Fabio QUARTARARO	FRA	YAMAHA	312.6	311.6	311.6	310.6	310.6	311.3	312.6
33 Brad BINDER	RSA	KTM	312.6	311.6	310.6	310.6	310.6	311.2	312.6
41 Aleix ESPARGARO	SPA	APRILIA	312.6	311.6	311.6	311.6	311.6	311.8	312.6
42 Alex RINS	SPA	HONDA	312.6	309.6	309.6	309.6	308.7	309.3	312.6
73 Alex MARQUEZ	SPA	DUCATI	312.6	312.6	311.6	310.6	310.6	311.4	312.6
94 Jonas FOLGER	GER	KTM	312.6	309.6	309.6	309.6	305.8	308.1	312.6
49 Fabio DI GIANNANTONIO	ITA	DUCATI	311.6	310.6	310.6	309.6	309.6	310.3	311.6
21 Franco MORBIDELLI	ITA	YAMAHA	309.6	308.7	308.7	308.7	308.7	308.8	309.6
37 Augusto FERNANDEZ	SPA	KTM	309.6	308.7	307.7	307.7	307.7	308.3	309.6
93 Marc MARQUEZ	SPA	HONDA	308.7	308.7	307.7	307.7	306.8	307.9	308.7
36 Joan MIR	SPA	HONDA	307.7	307.7	307.7	306.8	306.8	307.3	307.7
32 Lorenzo SAVADORI	ITA	APRILIA	306.8	305.8	304.9	304.9	304.9	305.3	306.8
25 Raul FERNANDEZ	SPA	APRILIA	287.3	265.2				276.3	287.3

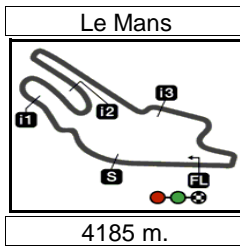
These data/results cannot be reproduced, stored and/or transmitted in whole or in part by any manner of electronic, mechanical, photocopying, recording, broadcasting or otherwise now known or herein after developed without the previous express consent by the copyright owner, except for reproduction in daily press and regular printed publications on sale to the public within 60 days of the event related to those data/results and always provided that copyright symbol appears together as follows below.

© DORNA, 2023

Official MotoGP Timing by TISSOT
www.motogp.com



Le Mans, Friday, May 12, 2023



SHARK GRAND PRIX DE FRANCE

Practice Nr. 1

Chronological Analysis of Performances

5

* Lap / Sector time cancelled T1 Time from finish line to 1st intermediate T3 Time from 2nd intermed. to 3rd intermed.
P Crossing the finish line in pit lane T2 Time from 1st intermed. to 2nd intermed. T4 Time from 3rd intermediate to finish line
**Tyre data subject to further updates

Lap	Lap Time	T1	T2	T3	T4	Speed	Lap	Lap Time	T1	T2	T3	T4	Speed	
1st	43	Jack MILLER KTM AUS Red Bull KTM Factory Racing Runs=3 Total laps=20 Full laps=15 Valid laps=13						Run #	2	Front Tyre Slick-Soft		Rear Tyre Slick-Medium		
										9 Laps at start		9 Laps at start		
Run #	1	Front Tyre Slick-Soft		Rear Tyre Slick-Medium			10	7'49.839	33.412	23.553	26.762	25.820		
		New Tyre		New Tyre			11	1'35.509	22.294	21.831	26.028	25.356	311.6	
1	1'55.220	30.227	23.761	29.177	26.785		12	1'34.257 *	21.816*	21.549	25.840	25.052	312.6	
2	1'37.876	23.006	22.210	27.014	25.646	298.5	13	1'33.168	21.399	21.405	25.515	24.849	313.5	
3	1'35.389	22.108	21.632	26.472	25.177	306.8	14	1'32.852	21.289	21.314	25.480	24.769	314.5	
4	1'34.971	22.264	21.441	26.007	25.259	308.7	15	1'32.789	21.244	21.317	25.517	24.711	312.6	
5	1'33.910	21.597	21.441	25.925	24.947	309.6	16	1'46.052 P	23.496	23.503	28.327	30.726	314.5	
6	1'33.665	21.650	21.305	25.794	24.916	308.7	Run #	3	Front Tyre Slick-Soft		Rear Tyre Slick-Soft			
7	1'33.829	21.634	21.358	25.788	25.049	307.7			New Tyre		New Tyre			
8	1'33.409 *	21.544	21.338	25.656	24.871*	310.6	17	7'43.692	33.525	22.583	26.352	25.187		
9	1'33.022	21.447	21.256	25.570	24.749	309.6	18	1'32.705	21.459	21.246	25.374	24.626	313.5	
10	1'42.862 P	25.218	23.641	26.438	27.565	264.5	19	1'31.786	21.021	21.154	25.231	24.380	311.6	
Run #	2	Front Tyre Slick-Soft		Rear Tyre Slick-Medium			20	1'31.544	21.050	21.040	25.141	24.313	314.5	
		10 Laps at start		10 Laps at start										
11	10'38.163	35.004	23.040	26.598	25.419									
12	1'35.636 *	21.664	21.444	26.692*	25.836	311.6								
13	1'33.161	21.475	21.269	25.587	24.830	309.6								
14	1'34.803	21.382	21.313	25.465	26.643	309.6								
15	1'32.437	21.235	21.205	25.393	24.604	311.6								
16	1'41.445 P	21.317	25.040	26.906	28.182	309.6								
Run #	3	Front Tyre Slick-Soft		Rear Tyre Slick-Soft										
		New Tyre		New Tyre										
17	6'08.644	36.421	23.350	26.790	34.102									
18	1'33.292	21.467	21.537	25.602	24.686	312.6								
19	1'31.449	20.991	20.981	25.111	24.366	313.5								
20	1'32.132	20.977	21.125	25.329	24.701	311.6								
3rd	33	Brad BINDER KTM RSA Red Bull KTM Factory Racing Runs=3 Total laps=19 Full laps=14 Valid laps=10						Run #	1	Front Tyre Slick-Soft		Rear Tyre Slick-Medium		
										New Tyre		New Tyre		
1	2'12.634	34.428	24.175	28.292	29.410		9	10'04.428	35.380	23.190	27.508	25.918		
2	1'37.002	22.871	22.276	26.534	25.321	293.2	10	1'39.323	22.272	22.557	26.106	28.388	293.2	
3	1'42.069 *	21.935	21.774			300.3	11	1'36.833 *	23.293*	22.458	25.979	25.103	308.7	
4	1'33.719 *	21.682	21.464	25.824	24.749	303.1	12	1'33.734	21.461	21.666	25.682	24.925	307.7	
5	1'33.756	21.619	21.406	25.791	24.940	311.6	13	1'33.272	21.548	21.428	25.532	24.764	306.8	
6	1'33.300	21.491	21.369	25.734	24.706	312.6	14	1'33.308	21.349	21.521	25.471	24.967	307.7	
7	1'43.968 *	29.578*	22.320	26.386	25.684*	310.6	15	1'46.119 P	28.832*	22.291	25.985	29.011	306.8	
8	1'44.528 P	21.652	21.520			303.1	Run #	3	Front Tyre Slick-Medium		Rear Tyre Slick-Soft			
Run #	2	Front Tyre Slick-Soft		Rear Tyre Slick-Medium					New Tyre		New Tyre			
		8 Laps at start		8 Laps at start			16	8'23.980	35.148	22.636	31.992	24.931		
9	10'04.428	35.380	23.190	27.508	25.918		17	1'32.484	21.167	21.049	25.712	24.556	307.7	
10	1'39.323	22.272	22.557	26.106	28.388	293.2	18	1'31.667	20.943	21.119	25.185	24.420	310.6	
11	1'36.833 *	23.293*	22.458	25.979	25.103	308.7	19	1'31.893	20.914	21.028	25.261	24.690	310.6	
12	1'33.734	21.461	21.666	25.682	24.925	307.7								
13	1'33.272	21.548	21.428	25.532	24.764	306.8								
14	1'33.308	21.349	21.521	25.471	24.967	307.7								
15	1'46.119 P	28.832*	22.291	25.985	29.011	306.8								

Fastest Lap: Jack MILLER Red Bull KTM Factory AUS **1'31.449** 20.991 20.981 25.111 24.366

These data/results cannot be reproduced, stored and/or transmitted in whole or in part by any manner of electronic, mechanical, photocopying, recording, broadcasting or otherwise now known or herein after developed without the previous express consent by the copyright owner, except for reproduction in daily press and regular printed publications on sale to the public within 60 days of the event related to those data/results and always provided that copyright symbol appears together as follows below.
© DORNA, 2023



Practice Nr. 1

MotoGP

Lap	Lap Time	T1	T2	T3	T4	Speed	Lap	Lap Time	T1	T2	T3	T4	Speed
15	1'33.064	21.290	21.353	25.654	24.767	306.8	11	1'33.351	21.403	21.414	25.626	24.908	311.6
16	1'32.434	21.150	21.198	25.454	24.632	310.6	12	1'34.729	21.186	21.492	27.235	24.816	312.6
17	1'40.264 P	22.958	22.804	26.889	27.613	310.6	13	1'33.185	21.239	21.392	25.574	24.980	312.6
<i>Run #</i>	<i>3</i>	<i>Front Tyre</i>	<i>Slick-Soft</i>	<i>Rear Tyre</i>	<i>Slick-Soft</i>		<i>Run #</i>	<i>3</i>	<i>Front Tyre</i>	<i>Slick-Soft</i>	<i>Rear Tyre</i>	<i>Slick-Soft</i>	
			<i>New Tyre</i>		<i>New Tyre</i>					<i>New Tyre</i>		<i>New Tyre</i>	
18	7'00.481	31.969	21.938	26.009	24.957		14	1'32.969	21.092	21.471	25.597	24.809	313.5
19	1'32.940 *	21.253	21.070	25.471*	25.146	311.6	15	1'33.226	21.094	21.389	25.609	25.134	312.6
20	1'31.802	20.978	21.009	25.339	24.476	311.6	16	1'36.406 P	21.106	21.438	25.617	28.245	313.5

8th **72** **Marco BEZZECCHI** DUCATI ITA
 Mooney VR46 Racing Team
 Runs=3 Total laps=20 Full laps=15 Valid laps=13

Run #	1	Front Tyre	Slick-Soft	Rear Tyre	Slick-Medium	
			<i>New Tyre</i>		<i>New Tyre</i>	
1	2'12.034	33.452	23.890	27.823	26.114	
2	1'35.046	22.073	21.718	26.143	25.112	296.7
3	1'33.876	21.679	21.434	25.905	24.858	304.9
4	1'33.180	21.273	21.450	25.718	24.739	310.6
5	1'32.825	21.189	21.348	25.532	24.756	312.6
6	1'35.959	21.465	21.316	28.108	25.070	308.7
7	1'33.374	21.536	21.425	25.524	24.889	306.8
8	1'40.069 P	21.611	22.859	26.541	29.058	304.9

Run #	2	Front Tyre	Slick-Soft	Rear Tyre	Slick-Medium	
			<i>8 Laps at start</i>		<i>8 Laps at start</i>	
9	8'14.257	33.132	22.477	26.233	26.287	
10	1'33.205	21.459	21.445	25.537	24.764	312.6
11	1'33.107	21.524	21.316	25.521	24.746	307.7
12	1'33.022 *	21.502*	21.335	25.370	24.815	310.6
13	1'34.026	21.197	21.300	26.318	25.211	312.6
14	2'16.059 *	21.137			26.741	311.6
15	1'37.705 P	21.621	21.722	25.538	28.824	308.7

Run #	3	Front Tyre	Slick-Soft	Rear Tyre	Slick-Soft	
			<i>New Tyre</i>		<i>New Tyre</i>	
16	7'32.862	33.412	22.843	26.332	25.458	
17	1'33.047	21.374	21.285	25.497	24.891	309.6
18	1'32.482	21.273	21.205	25.326	24.678	311.6
19	1'31.872	20.988	21.113	25.247	24.524	313.5
20	1'31.928	20.966	21.122	25.264	24.576	312.6

9th **12** **Maverick VIÑALES** APRILIA SPA
 Aprilia Racing
 Runs=3 Total laps=20 Full laps=15 Valid laps=14

Run #	1	Front Tyre	Slick-Medium	Rear Tyre	Slick-Medium	
			<i>New Tyre</i>		<i>New Tyre</i>	
1	2'50.649	32.625	22.980	27.128	25.702	
2	1'35.168	21.968	21.917	26.313	24.970	310.6
3	1'34.609	21.620	21.721	26.033	25.235	308.7
4	1'33.594	21.403	21.484	25.836	24.871	309.6
5	1'34.323	21.447	21.897	25.902	25.077	311.6
6	1'33.857	21.293	21.521	25.937	25.106	310.6
7	1'34.517 *	21.281	21.539	25.712	25.985*	310.6
8	1'39.497 P	22.308	22.080	26.098	29.011	310.6

Run #	2	Front Tyre	Slick-Medium	Rear Tyre	Slick-Medium	
			<i>8 Laps at start</i>		<i>8 Laps at start</i>	
9	7'08.147	33.504	22.641	26.697	25.565	
10	1'34.453	21.914	21.782	25.768	24.989	309.6

10th **1** **Francesco BAGNAIA** DUCATI ITA
 Ducati Lenovo Team
 Runs=3 Total laps=17 Full laps=12 Valid laps=11

Run #	1	Front Tyre	Slick-Soft	Rear Tyre	Slick-Medium	
			<i>New Tyre</i>		<i>New Tyre</i>	
1	2'49.248	33.959	23.529	27.718	26.701	
2	1'36.169	22.511	21.860	26.391	25.407	302.1
3	1'34.701	21.849	21.667	26.025	25.160	311.6
4	1'33.761	21.586	21.424	25.840	24.911	312.6
5	1'36.149	21.347	22.243	27.609	24.950	313.5
6	1'54.482 P	21.382	21.404	25.746	45.950	317.5

Run #	2	Front Tyre	Slick-Soft	Rear Tyre	Slick-Medium	
			<i>6 Laps at start</i>		<i>6 Laps at start</i>	
7	9'41.018	33.340	23.345	28.151	25.467	
8	1'33.583	21.620	21.487	25.697	24.779	311.6
9	1'32.555	21.265	21.164	25.504	24.622	311.6
10	1'32.504	21.273	21.229	25.369	24.633	314.5
11	1'35.218 *	22.695*	22.143	25.694	24.686	313.5
12	1'32.332	21.130	21.169	25.409	24.624	315.5
13	1'32.592	21.116	21.141	25.560	24.775	316.5
14	1'43.050 P	23.997*	24.354	26.419	28.280	315.5

Run #	3	Front Tyre	Slick-Soft	Rear Tyre	Slick-Soft	
			<i>New Tyre</i>		<i>New Tyre</i>	
15	11'31.709	33.012	22.748	26.166	25.111	
16	1'32.592	21.255	21.267	25.396	24.674	313.5
17	1'31.915	21.042	21.047	25.349	24.477	314.5

11th **20** **Fabio QUARTARARO** YAMAHA FRA
 Monster Energy Yamaha MotoGP
 Runs=3 Total laps=20 Full laps=15 Valid laps=13

Run #	1	Front Tyre	Slick-Soft	Rear Tyre	Slick-Medium	
			<i>New Tyre</i>		<i>New Tyre</i>	
1	3'14.961	33.283	23.415	27.352	26.120	
2	1'35.333	22.249	21.758	26.136	25.190	305.8
3	1'33.970	21.626	21.418	26.047	24.879	308.7
4	1'33.468	21.446	21.417	25.778	24.827	308.7
5	1'33.199	21.333	21.317	25.753	24.796	308.7
6	1'32.843	21.270	21.301	25.577	24.695	309.6
7	1'38.453 P	21.474	22.444	26.571	27.964	310.6

Run #	2	Front Tyre	Slick-Soft	Rear Tyre	Slick-Medium	
			<i>7 Laps at start</i>		<i>7 Laps at start</i>	
8	7'17.551	33.982	22.401	26.514	25.473	
9	1'37.054	22.040	21.530	28.393	25.091	309.6

Fastest Lap: Jack MILLER Red Bull KTM Factory AUS **1'31.449** 20.991 20.981 25.111 24.366

These data/results cannot be reproduced, stored and/or transmitted in whole or in part by any manner of electronic, mechanical, photocopying, recording, broadcasting or otherwise now known or herein after developed without the previous express consent by the copyright owner, except for reproduction in daily press and regular printed publications on sale to the public within 60 days of the event related to those data/results and always provided that copyright symbol appears together as follows below.
 © DORNA, 2023



Practice Nr. 1

MotoGP

Lap	Lap Time	T1	T2	T3	T4	Speed	Lap	Lap Time	T1	T2	T3	T4	Speed	
10	1'33.538	21.432	21.322	25.895	24.889	309.6	10	1'46.107 P	24.749	25.586	27.577	28.195	290.7	
11	1'33.058	21.427	21.267	25.688	24.676	310.6	Run # 2	Front Tyre Slick-Soft	Rear Tyre Slick-Medium					
12	1'34.152 *	22.101*	21.504	25.783	24.764	312.6	10 Laps at start						10 Laps at start	
13	1'33.515	21.366	21.242	25.552	25.355	311.6	11	8'57.520	32.796	22.407	26.447	25.087		
14	1'33.043 *	21.410	21.291*	25.501	24.841	311.6	12	1'34.928 *	22.050*	21.578	26.436	24.864	308.7	
15	1'38.350 P	23.028*	21.856	26.406	27.060	309.6	13	1'33.550	21.715	21.404	25.795	24.636	308.7	
Run # 3	Front Tyre Slick-Soft	Rear Tyre Slick-Soft	New Tyre											
15 Laps at start														
16	8'38.516	32.877	22.092	26.205	24.780		14	1'33.126	21.382	21.387	25.634	24.723	308.7	
17	1'32.364	21.235	21.140	25.428	24.561	308.7	15	1'33.125	21.212	21.492	25.736	24.685	307.7	
18	1'32.036	21.140	21.101	25.312	24.483	308.7	16	1'44.486 P	21.266	21.368	32.259	29.593	309.6	
19	1'32.005	21.051	21.062	25.398	24.494	310.6	Run # 3	Front Tyre Slick-Soft	Rear Tyre Slick-Soft					
20	1'31.946	21.004	21.180	25.359	24.403	309.6	New Tyre						New Tyre	

12th 93 Marc MARQUEZ HONDA SPA
 Repsol Honda Team
 Runs=3 Total laps=17 Full laps=12 Valid laps=15

Run #	1	Front Tyre	Slick-Medium	Rear Tyre	Slick-Medium	Speed
New Tyre						
1	2'16.440	33.061	23.454	27.944	26.017	
2	1'37.898	23.210	22.193	26.905	25.590	291.5
3	1'35.961	22.689	21.934	26.200	25.138	295.0
4	1'34.369	22.123	21.634	25.783	24.829	304.9
5	1'33.549	21.745	21.446	25.744	24.614	305.8
6	1'34.052	21.907	21.563	25.780	24.802	307.7
unfinished	21.386	21.391	25.469	304.9		
Run # 2	Front Tyre Slick-Soft	Rear Tyre Slick-Medium				
New Tyre						
7	1'51.531	34.160	23.748	27.632	25.991	
8	1'36.163	22.353	21.958	26.636	25.216	303.1
9	1'34.159	21.768	21.730	25.791	24.870	306.8
10	1'33.048	21.357	21.414	25.652	24.625	304.9
11	1'32.684	21.283	21.353	25.497	24.551	305.8
12	1'41.714 P	22.756	23.083	27.471	28.404	308.7
Run # 3	Front Tyre Slick-Soft	Rear Tyre Slick-Soft				
6 Laps at start						
13	5'09.221	30.042	22.200	26.178	25.157	
14	1'33.836	21.503	21.573	25.666	25.094	304.0
15	1'32.110	21.200	21.177	25.264	24.469	305.8
16	1'38.828	22.689	24.229	26.716	25.194	308.7
17	1'31.973	20.946	21.166	25.390	24.471	307.7

13th 21 Franco MORBIDELLI YAMAHA ITA
 Monster Energy Yamaha MotoGP
 Runs=3 Total laps=21 Full laps=16 Valid laps=14

Run #	1	Front Tyre	Slick-Soft	Rear Tyre	Slick-Medium	Speed
New Tyre						
1	2'13.599	34.195	23.286	27.536	25.952	
2	1'36.375	22.414	21.920	26.676	25.365	299.4
3	1'34.907	21.805	21.707	26.559	24.836	308.7
4	1'34.479	21.945	21.558	26.075	24.901	306.8
5	1'33.584	21.519	21.411	25.863	24.791	305.8
6	1'33.346	21.376	21.341	25.823	24.806	307.7
7	1'35.759	21.448	21.521	26.026	26.764	304.9
8	1'33.837	21.638	21.428	25.866	24.905	307.7
9	1'33.090	21.330	21.349	25.638	24.773	305.8

14th 37 Augusto FERNANDEZ KTM SPA
 GASGAS Factory Racing Tech3
 Runs=3 Total laps=20 Full laps=15 Valid laps=14

Run #	1	Front Tyre	Slick-Soft	Rear Tyre	Slick-Medium	Speed
New Tyre						
1	2'15.481	34.590	24.941	29.052	26.566	
2	1'37.758	22.746	22.390	27.139	25.483	287.3
3	1'35.381	21.893	21.793	26.471	25.224	302.1
4	1'34.863	21.814	21.533	26.312	25.204	300.3
5	1'34.209	21.600	21.468	26.133	25.008	303.1
6	1'33.725	21.548	21.273	25.975	24.929	301.2
7	1'35.067	21.613	22.120	26.090	25.244	305.8
8	1'33.379	21.528	21.390	25.688	24.773	303.1
9	1'32.838	21.165	21.223	25.711	24.739	307.7
10	1'38.279 P	22.381	21.868	26.437	27.593	305.8
Run # 2	Front Tyre Slick-Soft	Rear Tyre Slick-Medium				
10 Laps at start						
11	8'37.413	35.468	23.069	27.318	26.788	
12	1'35.898 *	22.255*	21.738	27.052	24.853	301.2
13	1'33.319	21.432	21.303	25.837	24.747	307.7
14	1'33.196	21.341	21.345	25.821	24.689	305.8
15	1'32.701	21.248	21.224	25.607	24.622	309.6
16	1'32.656	21.233	21.190	25.644	24.589	306.8
17	1'38.701 P	22.443	21.890	26.493	27.875	303.1
Run # 3	Front Tyre Slick-Soft	Rear Tyre Slick-Soft				
New Tyre						
18	7'41.624	34.673	22.914	26.854	26.253	
19	1'32.668	21.255	21.191	25.650	24.572	308.7
20	1'32.174	21.085	21.036	25.562	24.491	307.7

15th 30 Takaaki NAKAGAMI HONDA JPN
 LCR Honda IDEMITSU
 Runs=3 Total laps=18 Full laps=13 Valid laps=15

Run #	1	Front Tyre	Slick-Soft	Rear Tyre	Slick-Medium	Speed
New Tyre						
1	2'48.515	34.118	25.102	28.584	26.509	
2	1'39.519	23.648	23.335	27.282	25.254	301.2
3	1'34.765	21.926	21.685	26.011	25.143	309.6
4	1'33.662	21.528	21.434	25.695	25.005	309.6

Fastest Lap: Jack MILLER Red Bull KTM Factory AUS **1'31.449** 20.991 20.981 25.111 24.366

These data/results cannot be reproduced, stored and/or transmitted in whole or in part by any manner of electronic, mechanical, photocopying, recording, broadcasting or otherwise now known or herein after developed without the previous express consent by the copyright owner, except for reproduction in daily press and regular printed publications on sale to the public within 60 days of the event related to those data/results and always provided that copyright symbol appears together as follows below.
 © DORNA, 2023



Practice Nr. 1

MotoGP

Lap	Lap Time	T1	T2	T3	T4	Speed	Lap	Lap Time	T1	T2	T3	T4	Speed	
5	1'33.741	21.453	21.418	25.886	24.984	311.6	1	2'10.027	34.198	23.664	27.297	26.038		
6	1'33.753	21.516	21.445	25.773	25.019	313.5	2	1'35.324	22.105	21.786	26.347	25.086	306.8	
7	1'41.196 P	21.384	21.836	27.212	30.764	309.6	3	1'34.183	21.710	21.426	26.037	25.010	309.6	
Run # 2	Front Tyre Slick-Soft	Rear Tyre Slick-Medium		7 Laps at start		7 Laps at start		4	1'33.833	21.522	21.378	25.943	24.990	310.6
8	6'43.613	33.788	23.349	26.995	25.555		5	1'33.431	21.367	21.415	25.742	24.907	311.6	
9	1'37.102	21.997	21.869	27.653	25.583	305.8	6	1'36.696 *	21.769	21.415	26.389*	27.123	310.6	
10	1'33.932	21.602	21.603	25.855	24.872	309.6	7	1'33.600	21.529	21.383	25.751	24.937	308.7	
11	1'33.039	21.357	21.307	25.634	24.741	307.7	8	1'39.086 P	21.369	22.238	26.470	29.009	308.7	
unfinished						65.4	Run # 2	Front Tyre Slick-Medium	Rear Tyre Slick-Medium		8 Laps at start		8 Laps at start	
Run # 3	Front Tyre Slick-Soft	Rear Tyre Slick-Soft		New Tyre		New Tyre		9	11'08.884	34.927	22.490	26.701	25.461	
12	1'51.456 *	34.918*	23.560	27.051	25.927		unfinished						309.6	
13	1'34.285	22.001	21.589	25.748	24.947	303.1	Run # 3	Front Tyre Slick-Soft	Rear Tyre Slick-Soft		New Tyre		New Tyre	
14	1'34.818	21.399	22.788	25.688	24.943	300.3	10	1'48.088 *	33.132*	22.898	26.632	25.426		
15	1'32.641	21.367	21.220	25.405	24.649	305.8	11	1'33.949	21.735	21.575	25.804	24.835	306.8	
16	1'41.289	24.196	24.890	26.990	25.213	304.0	12	1'32.734	21.274	21.206	25.529	24.725	306.8	
17	1'33.030	21.429	21.375	25.644	24.582	305.8	13	1'32.710	21.109	21.296	25.580	24.725	309.6	
18	1'32.265	21.193	21.160	25.351	24.561	306.8	14	1'33.178	21.200	21.256	25.782	24.940	307.7	

16th 89 Jorge MARTIN DUCATI SPA
Prima Pramac Racing

Runs=3 Total laps=21 Full laps=16 Valid laps=13

Run #	1	Front Tyre	missing data	Rear Tyre	missing data	
		**	Laps at start	**	Laps at start	
1	2'32.891	32.575	22.846	27.370	26.355	
2	1'35.961	22.828	22.091	26.009	25.033	277.0
3	1'34.577	22.236	21.750	25.798	24.793	317.5
4	1'33.736	21.521	21.357	25.949	24.909	312.6
5	1'33.310	21.451	21.367	25.663	24.829	311.6
6	1'33.175	21.502	21.280	25.508	24.885	313.5
7	1'33.168 *	21.458	21.223	25.446	25.041*	308.7
8	1'42.129 P	23.717*	22.724	26.320	29.368	289.8
Run # 2	Front Tyre Slick-Soft	Rear Tyre Slick-Medium		New Tyre		
	**	New Tyre	**	New Tyre		
9	8'21.794	33.776	23.345	26.355	25.260	
10	1'33.627	21.648	21.524	25.598	24.857	304.9
11	1'33.119	21.430	21.346	25.647	24.696	310.6
12	1'36.056 *	22.395*	23.042	25.884	24.735	308.7
13	1'32.460	21.280	21.247	25.354	24.579	308.7
14	1'33.351	21.235	21.476	25.798	24.842	313.5
15	1'34.989	21.341	23.341	25.602	24.705	317.5
16	1'32.404	21.159	21.275	25.310	24.660	315.5
17	1'38.780 P	22.234*	21.786	26.510	28.250	313.5
Run # 3	Front Tyre Slick-Soft	Rear Tyre Slick-Soft		New Tyre		
	**	New Tyre	**	New Tyre		
18	6'21.264	32.875	23.108	26.755	31.509	
19	1'33.253 *	21.356	21.878	25.348	24.671*	313.5
20	1'35.494	21.029	21.073	25.209	28.183	312.6
21	1'32.296	21.344	21.056	25.326	24.570	311.6

17th 49 Fabio DI GIANNANTONI DUCATI ITA
Gresini Racing MotoGP

Runs=3 Total laps=14 Full laps=10 Valid laps=10

Run #	1	Front Tyre	Slick-Medium	Rear Tyre	Slick-Medium	
		New Tyre		New Tyre		
1	2'32.757	35.309	23.835	28.127	26.318	

18th 42 Alex RINS HONDA SPA
LCR Honda CASTROL

Runs=3 Total laps=20 Full laps=15 Valid laps=12

Run #	1	Front Tyre	Slick-Soft	Rear Tyre	Slick-Medium	
		New Tyre		New Tyre		
1	2'51.236	33.324	23.705	27.516	26.396	
2	1'36.108	22.261	22.018	26.417	25.412	309.6
3	1'34.784	21.611	21.711	26.078	25.384	308.7
4	1'33.801	21.492	21.518	25.815	24.976	307.7
5	1'33.247	21.308	21.373	25.748	24.818	308.7
6	1'33.383	21.325	21.447	25.747	24.864	308.7
7	1'34.837 *	21.249	21.406	25.887	26.295*	312.6
8	1'33.571	21.399	21.460	25.692	25.020	309.6
9	1'42.840 P	23.938*	23.071	26.981	28.850	308.7
Run # 2	Front Tyre Slick-Soft	Rear Tyre Slick-Medium		9 Laps at start		
	**	New Tyre	**	New Tyre		
10	7'37.488	37.416	22.896	27.167	26.888	
11	1'33.915	21.589	21.604	25.816	24.906	306.8
12	1'33.421 *	21.511*	21.451	25.654	24.805	307.7
13	1'33.006	21.251	21.340	25.550	24.865	308.7
14	1'33.261 *	21.349	21.374*	25.581	24.957	308.7
15	1'39.094 P	21.582	22.171	26.744	28.597	307.7
Run # 3	Front Tyre Slick-Soft	Rear Tyre Slick-Medium		15 Laps at start		
	**	New Tyre	**	New Tyre		
16	7'58.496	32.825	22.499	26.519	25.324	
17	1'34.388	21.826	21.631	25.894	25.037	305.8
18	1'41.071	21.383	21.429	25.626	32.633	306.8
19	1'34.492	21.734	21.843	25.992	24.923	308.7
20	1'32.909	21.182	21.312	25.662	24.753	309.6

19th 9 Danilo PETRUCCI DUCATI ITA
Ducati Lenovo Team

Runs=3 Total laps=18 Full laps=13 Valid laps=11

Run #	1	Front Tyre	Slick-Soft	Rear Tyre	Slick-Medium	
		New Tyre		New Tyre		
1	2'32.757	35.309	23.835	28.127	26.318	

Fastest Lap: Jack MILLER Red Bull KTM Factory AUS 1'31.449 20.991 20.981 25.111 24.366

These data/results cannot be reproduced, stored and/or transmitted in whole or in part by any manner of electronic, mechanical, photocopying, recording, broadcasting or otherwise now known or herein after developed without the previous express consent by the copyright owner, except for reproduction in daily press and regular printed publications on sale to the public within 60 days of the event related to those data/results and always provided that copyright symbol appears together as follows below.
© DORNA, 2023



Practice Nr. 1

MotoGP

Lap	Lap Time	T1	T2	T3	T4	Speed	Lap	Lap Time	T1	T2	T3	T4	Speed
2	1'38.825	22.826	22.432	26.860	26.707	307.7	2	1'41.570	23.895	23.244	27.789	26.642	280.1
3	1'35.380	21.778	21.921	26.358	25.323	308.7	3	1'40.822	22.737	24.584	27.493	26.008	300.3
4	1'35.057	21.889	21.721	26.106	25.341	307.7	4	1'37.565	22.454	22.267	26.966	25.878	297.6
5	1'34.538	21.630	21.687	26.049	25.172	307.7	5	1'36.465	21.942	21.921	26.597	26.005	305.8
6	1'36.913	21.824	23.752	26.070	25.267	307.7	6	1'36.267	21.970	22.392	26.458	25.447	304.0
7	1'40.430 *	23.017	23.708	27.372	26.333*	313.5	7	1'35.917 *	21.865	21.930	26.408	25.714*	305.8
8	1'34.286	21.567	21.596	25.916	25.207	311.6	8	1'43.578 P	22.197	24.657	26.665	30.059	296.7
9	1'43.840 P	23.266	23.139	27.591*	29.844	310.6							
Run #	2	Front Tyre	Slick-Soft	Rear Tyre	Slick-Medium								
		9 Laps at start		9 Laps at start									
10	11'45.990	33.706	22.477	26.537	27.050								
11	1'33.747	21.355	21.530	25.898	24.964	312.6							
12	1'33.832	21.530	21.530	25.798	24.974	310.6							
13	1'36.623 *	21.470	21.479	27.943*	25.731	306.8							
14	1'33.708	21.350	21.391	25.914	25.053	310.6							
15	1'40.114 P	22.322	22.829	26.456	28.507	311.6							
Run #	3	Front Tyre	Slick-Soft	Rear Tyre	Slick-Soft								
		New Tyre		New Tyre									
16	7'14.894	34.119	24.130	27.727	25.496								
17	1'33.995	21.442	21.500	25.875	25.178	307.7							
18	1'33.168	21.207	21.293	25.721	24.947	310.6							

20th 32 **Lorenzo SAVADORI** APRILIA ITA
CryptoDATA RNF MotoGP Team
Runs=3 Total laps=18 Full laps=13 Valid laps=9

Run #	1	Front Tyre	Slick-Soft	Rear Tyre	Slick-Medium								
		New Tyre		New Tyre									
1	2'32.319	33.884	23.712	27.975	26.274								
2	1'38.562	23.844	22.257	26.763	25.698	297.6							
3	1'34.695	21.971	21.700	25.969	25.055	302.1							
4	1'38.330 *	21.633	21.539			304.9							
5	1'34.671 *	21.859	21.522	25.980	25.310	301.2							
6	1'34.609 *	21.628	21.563	26.063	25.355*	303.1							
7	1'45.809 P	23.441	22.874	28.845	30.649	298.5							
Run #	2	Front Tyre	Slick-Soft	Rear Tyre	Slick-Medium								
		7 Laps at start		7 Laps at start									
8	9'11.838	32.515	22.450	26.269	26.109								
9	1'34.274	21.725	21.537	25.870	25.142	306.8							
10	1'33.973	21.488	21.467	25.993	25.025	304.9							
11	1'40.179 *	22.614*	22.580	27.235	27.750	305.8							
12	1'41.134 P	22.488	22.497	27.002	29.147	303.1							
Run #	3	Front Tyre	Slick-Soft	Rear Tyre	Slick-Medium								
		12 Laps at start		12 Laps at start									
13	9'59.634	34.587	23.147	26.984	25.701								
14	1'44.013	24.527	26.197	26.603	26.686	304.9							
15	1'34.352	21.754	21.583	25.956	25.059	300.3							
16	1'34.107	21.550	21.511	26.009	25.037	301.2							
17	1'34.280	21.532	21.653	25.988	25.107	304.9							
18	1'41.904	24.381	23.566	27.349	26.608	304.9							

21st 94 **Jonas FOLGER** KTM GER
GASGAS Factory Racing Tech3
Runs=3 Total laps=18 Full laps=13 Valid laps=10

Run #	1	Front Tyre	Slick-Soft	Rear Tyre	Slick-Medium							
		New Tyre		New Tyre								
1	2'26.659	34.691	25.615	30.448	28.430							

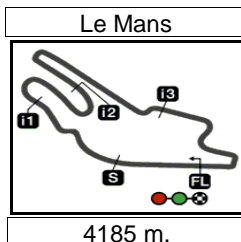
22nd 25 **Raul FERNANDEZ** APRILIA SPA
CryptoDATA RNF MotoGP Team
Runs=1 Total laps=3 Full laps=1 Valid laps=1

Run #	1	Front Tyre	Slick-Soft	Rear Tyre	Slick-Soft								
		New Tyre		New Tyre									
1	3'02.447	34.921	24.988	30.387	27.785								
2	1'43.072	25.027	23.370	28.232	26.443	265.2							
3	1'46.712 P	23.486	22.932	29.496	30.798	287.3							

Fastest Lap: Jack MILLER Red Bull KTM Factory AUS **1'31.449** 20.991 20.981 25.111 24.366

These data/results cannot be reproduced, stored and/or transmitted in whole or in part by any manner of electronic, mechanical, photocopying, recording, broadcasting or otherwise now known or herein after developed without the previous express consent by the copyright owner, except for reproduction in daily press and regular printed publications on sale to the public within 60 days of the event related to those data/results and always provided that copyright symbol appears together as follows below.
© DORNA, 2023





Results and timing service provided by **TISSOT**

SHARK GRAND PRIX DE FRANCE

Practice Nr. 1

Best Partial Times

MotoGP™

IT Ideal Lap Time, sum of the best partial times

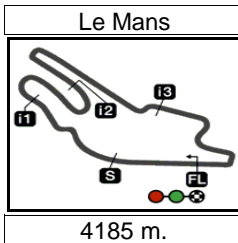
BT Best Lap Time

T1		T2		T3		T4				<i>IT</i>	<i>BT</i>	
Pos	Rider	Time	Rider	Time	Rider	Time	Rider	Time	Pos	Rider		
	1M.VIÑALES	20.779	J.ZARCO	20.932	J.MILLER	25.111	L.MARINI	24.313	1	J.MILLER	1'31.435	1'31.449 (1)
	2B.BINDER	20.914	J.MILLER	20.981	L.MARINI	25.141	J.MILLER	24.366	2	L.MARINI	1'31.515	1'31.544 (2)
	3M.MARQUEZ	20.946	J.MIR	20.993	B.BINDER	25.185	A.MARQUEZ	24.366	3	B.BINDER	1'31.547	1'31.667 (3)
	4J.MIR	20.953	A.ESPARGARO	21.009	J.MARTIN	25.209	J.ZARCO	24.402	4	M.VIÑALES	1'31.613	1'31.890 (9)
	5M.BEZZECCHI	20.966	B.BINDER	21.028	J.MIR	25.225	F.QUARTARARO	24.403	5	J.MIR	1'31.614	1'31.800 (6)
	6J.MILLER	20.977	A.FERNANDEZ	21.036	M.BEZZECCHI	25.247	B.BINDER	24.420	6	J.ZARCO	1'31.764	1'31.764 (4)
	7A.ESPARGARO	20.978	L.MARINI	21.040	A.MARQUEZ	25.247	M.VIÑALES	24.421	7	F.QUARTARAR	1'31.781	1'31.946 (11)
	8F.QUARTARARO	21.004	F.BAGNAIA	21.047	M.MARQUEZ	25.264	J.MIR	24.443	8	A.MARQUEZ	1'31.787	1'31.787 (5)
	9A.MARQUEZ	21.015	J.MARTIN	21.056	F.QUARTARARO	25.312	M.MARQUEZ	24.469	9	A.ESPARGAR	1'31.802	1'31.802 (7)
	10L.MARINI	21.021	F.QUARTARARO	21.062	M.VIÑALES	25.320	A.ESPARGARO	24.476	10	M.MARQUEZ	1'31.845	1'31.973 (12)
	11J.MARTIN	21.029	M.VIÑALES	21.093	J.ZARCO	25.334	F.BAGNAIA	24.477	11	M.BEZZECCHI	1'31.850	1'31.872 (8)
	12F.BAGNAIA	21.042	M.BEZZECCHI	21.113	A.ESPARGARO	25.339	A.FERNANDEZ	24.491	12	J.MARTIN	1'31.864	1'32.296 (16)
	13F.MORBIDELLI	21.073	A.MARQUEZ	21.159	F.BAGNAIA	25.349	F.MORBIDELLI	24.509	13	F.BAGNAIA	1'31.915	1'31.915 (10)
	14A.FERNANDEZ	21.085	T.NAKAGAMI	21.160	T.NAKAGAMI	25.351	M.BEZZECCHI	24.524	14	F.MORBIDELLI	1'32.120	1'32.153 (13)
	15J.ZARCO	21.096	M.MARQUEZ	21.166	F.MORBIDELLI	25.356	T.NAKAGAMI	24.561	15	A.FERNANDEZ	1'32.174	1'32.174 (14)
	16F.DI GIANNANTO	21.109	F.MORBIDELLI	21.182	F.DI GIANNANTO	25.529	J.MARTIN	24.570	16	T.NAKAGAMI	1'32.265	1'32.265 (15)
	17A.RINS	21.182	F.DI GIANNANTO	21.206	A.RINS	25.550	F.DI GIANNANTO	24.725	17	F.DI GIANNAN	1'32.569	1'32.710 (17)
	18T.NAKAGAMI	21.193	D.PETRUCCI	21.293	A.FERNANDEZ	25.562	A.RINS	24.753	18	A.RINS	1'32.797	1'32.909 (18)
	19D.PETRUCCI	21.207	A.RINS	21.312	D.PETRUCCI	25.721	D.PETRUCCI	24.947	19	D.PETRUCCI	1'33.168	1'33.168 (19)
	20L.SAVADORI	21.488	L.SAVADORI	21.467	L.SAVADORI	25.870	L.SAVADORI	25.025	20	L.SAVADORI	1'33.850	1'33.973 (20)
	21J.FOLGER	21.658	J.FOLGER	21.663	J.FOLGER	26.062	J.FOLGER	25.196	21	J.FOLGER	1'34.579	1'34.766 (21)
	22R.FERNANDEZ	23.486	R.FERNANDEZ	22.932	R.FERNANDEZ	28.232	R.FERNANDEZ	26.443	22	R.FERNANDEZ	1'41.093	(-1)

These data/results cannot be reproduced, stored and/or transmitted in whole or in part by any manner of electronic, mechanical, photocopying, recording, broadcasting or otherwise now known or herein after developed without the previous express consent by the copyright owner, except for reproduction in daily press and regular printed publications on sale to the public within 60 days of the event related to those data/results and always provided that copyright symbol appears together as follows below.
© DORNA, 2023

Official MotoGP Timing by **TISSOT**
www.motogp.com





Results and timing service provided by **TISSOT**

MotoGP™

SHARK GRAND PRIX DE FRANCE

Practice Nr. 1

Fastest Laps Sequence

<i>Practice Time</i>	 <i>Rider</i>	<i>Nation</i>	<i>Motorcycle</i>	<i>Time</i>	<i>Km/h</i>	<i>Rider's Lap</i>
3'33.096	43 Jack MILLER	AUS	KTM	1'37.876	153.9	2
3'39.553	73 Alex MARQUEZ	SPA	DUCATI	1'36.544	156.0	2
3'45.351	49 Fabio DI GIANNANTONI	ITA	DUCATI	1'35.324	158.0	2
3'47.080	72 Marco BEZZECCHI	ITA	DUCATI	1'35.046	158.5	2
5'14.261	73 Alex MARQUEZ	SPA	DUCATI	1'34.708	159.0	3
5'19.534	49 Fabio DI GIANNANTONI	ITA	DUCATI	1'34.183	159.9	3
5'20.956	72 Marco BEZZECCHI	ITA	DUCATI	1'33.876	160.4	3
6'47.908	73 Alex MARQUEZ	SPA	DUCATI	1'33.647	160.8	4
6'54.136	72 Marco BEZZECCHI	ITA	DUCATI	1'33.180	161.6	4
8'26.961	72 Marco BEZZECCHI	ITA	DUCATI	1'32.825	162.3	5
14'02.995	10 Luca MARINI	ITA	DUCATI	1'32.785	162.3	8
23'51.666	1 Francesco BAGNAIA	ITA	DUCATI	1'32.555	162.7	9
25'24.170	1 Francesco BAGNAIA	ITA	DUCATI	1'32.504	162.8	10
28'16.003	89 Jorge MARTIN	SPA	DUCATI	1'32.460	162.9	13
28'31.720	1 Francesco BAGNAIA	ITA	DUCATI	1'32.332	163.1	12
42'24.187	12 Maverick VIÑALES	SPA	APRILIA	1'32.186	163.4	18
42'45.404	20 Fabio QUARTARARO	FRA	YAMAHA	1'32.036	163.6	18
43'48.007	72 Marco BEZZECCHI	ITA	DUCATI	1'31.872	163.9	19
44'00.314	10 Luca MARINI	ITA	DUCATI	1'31.786	164.1	19
44'03.183	43 Jack MILLER	AUS	KTM	1'31.449	164.7	19

These data/results cannot be reproduced, stored and/or transmitted in whole or in part by any manner of electronic, mechanical, photocopying, recording, broadcasting or otherwise now known or herein after developed without the previous express consent by the copyright owner, except for reproduction in daily press and regular printed publications on sale to the public within 60 days of the event related to those data/results and always provided that copyright symbol appears together as follows below.

© DORNA, 2023

Official MotoGP Timing by **TISSOT**
www.motogp.com



Le Mans, Friday, May 12, 2023