


5245 m.

GRAN PREMIO D'ITALIA OAKLEY

Practice Nr. 1

Classification

3

		Rider	Nation	Team	Motorcycle	Time	Lap Total	Gap	Top Speed
1	53	Deniz ÖNCÜ	TUR	Red Bull KTM Ajo	KTM	1'56.947	14 14		237.8
2	71	Ayumu SASAKI	JPN	Liqui Moly Husqvarna Intact GP	HUSQVARNA	1'57.481	13 13	0.534 0.534	240.5
3	24	Tatsuki SUZUKI	JPN	Leopard Racing	HONDA	1'57.693	14 14	0.746 0.212	241.6
4	54	Riccardo ROSSI	ITA	SIC58 Squadra Corse	HONDA	1'57.844	13 13	0.897 0.151	241.0
5	96	Daniel HOLGADO	SPA	Red Bull KTM Tech3	KTM	1'57.869	10 14	0.922 0.025	242.6
6	80	David ALONSO	COL	Valresa GASGAS Aspar M3	GASGAS	1'57.941	13 15	0.994 0.072	243.7
7	19	Scott OGDEN	GBR	VisionTrack Racing Team	HONDA	1'57.956	13 15	1.009 0.015	241.6
8	55	Romano FENATI	ITA	Rivacold Snipers Team	HONDA	1'57.962	11 13	1.015 0.006	236.8
9	38	David SALVADOR	SPA	CIP Green Power	KTM	1'57.986	13 13	1.039 0.024	244.8
10	10	Diogo MOREIRA	BRA	MT Helmets - MSI	KTM	1'58.013	14 14	1.066 0.027	242.6
11	82	Stefano NEPA	ITA	Angeluss MTA Team	KTM	1'58.026	14 14	1.079 0.013	236.3
12	27	Kaito TOBA	JPN	SIC58 Squadra Corse	HONDA	1'58.028	11 13	1.081 0.002	241.6
13	43	Xavier ARTIGAS	SPA	CFMOTO Racing PruestelGP	CFMOTO	1'58.129	14 14	1.182 0.101	240.5
14	66	Joel KELSO	AUS	CFMOTO Racing PruestelGP	CFMOTO	1'58.223	9 11	1.276 0.094	243.2
15	16	Andrea MIGNO	ITA	CIP Green Power	KTM	1'58.227	13 14	1.280 0.004	238.9
16	6	Ryusei YAMANAKA	JPN	Valresa GASGAS Aspar M3	GASGAS	1'58.543	13 13	1.596 0.316	242.1
17	58	Luca LUNETTA	ITA	MT Helmets - MSI	KTM	1'58.579	12 13	1.632 0.036	241.6
18	18	Matteo BERTELLE	ITA	Rivacold Snipers Team	HONDA	1'58.594	14 14	1.647 0.015	241.6
19	21	Vicente PEREZ	SPA	BOE Motorsports	KTM	1'58.691	13 13	1.744 0.097	237.3
20	5	Jaume MASIA	SPA	Leopard Racing	HONDA	1'58.822	13 13	1.875 0.131	235.2
21	7	Filippo FARIOLI	ITA	Red Bull KTM Tech3	KTM	1'58.939	14 15	1.992 0.117	240.5
22	99	José Antonio RUEDA	SPA	Red Bull KTM Ajo	KTM	1'59.022	14 14	2.075 0.083	241.0
23	64	Mario AJI	INA	Honda Team Asia	HONDA	1'59.211	12 12	2.264 0.189	240.5
24	48	Ivan ORTOLÁ	SPA	Angeluss MTA Team	KTM	1'59.779	5 9	2.832 0.568	238.9
25	95	Collin VEIJER	NED	Liqui Moly Husqvarna Intact GP	HUSQVARNA	2'00.005	11 14	3.058 0.226	236.8
26	63	Syarifuddin AZMAN	MAL	MT Helmets - MSI	KTM	2'00.012	9 13	3.065 0.007	240.5
27	22	Ana CARRASCO	SPA	BOE Motorsports	KTM	2'00.042	13 14	3.095 0.030	240.5
28	70	Joshua WHATLEY	GBR	VisionTrack Racing Team	HONDA	2'00.164	14 14	3.217 0.122	237.8
29	72	Taiyo FURUSATO	JPN	Honda Team Asia	HONDA	2'00.371	12 14	3.424 0.207	238.9

Practice condition: **Dry**

Air: 18°

Humidity: 73%

Ground: 17°

Fastest Lap:	Lap: 14	Deniz ÖNCÜ	1'56.947	161.4 Km/h
Best Race Lap:	2018	Fabio DI GIANNANTONIO	1'56.628	161.8 Km/h
All Time Lap Record:	2021	Tatsuki SUZUKI	1'56.001	162.7 Km/h

The results are provisional until the end of the limit for protest and appeals.

Time limit for protest expires 30' after publication of the results - Time:

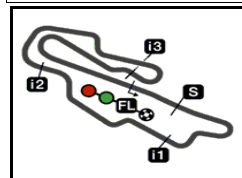
These data/results cannot be reproduced, stored and/or transmitted in whole or in part by any manner of electronic, mechanical, photocopying, recording, broadcasting or otherwise now known or herein after developed without the previous express consent by the copyright owner, except for reproduction in daily press and regular printed publications on sale to the public within 60 days of the event related to those data/results and always provided that copyright symbol appears together as follows below.

© DORNA, 2023

Official MotoGP Timing by **TISSOT**
www.motogp.com

Mugello, Friday, June 09, 2023





5245 m.

GRAN PREMIO D'ITALIA OAKLEY

Practice Nr. 1

Top Speed & Average

4



Rider	Nation	Motorcycle	Top 5 speeds					Average	Top
38 David SALVADOR	SPA	KTM	244.8	243.7	243.2	242.6	242.6	243.4	244.8
80 David ALONSO	COL	GASGAS	243.7	243.2	242.6	242.1	242.1	242.7	243.7
66 Joel KELSO	AUS	CFMOTO	243.2	242.1	241.0	241.0	240.5	241.6	243.2
10 Diogo MOREIRA	BRA	KTM	242.6	242.1	241.6	240.0	240.0	241.3	242.6
96 Daniel HOLGADO	SPA	KTM	242.6	240.5	239.4	239.4	239.4	240.3	242.6
6 Ryusei YAMANAKA	JPN	GASGAS	242.1	241.6	241.6	240.5	240.0	241.2	242.1
18 Matteo BERTELLE	ITA	HONDA	241.6	240.5	240.5	240.0	239.4	240.4	241.6
19 Scott OGDEN	GBR	HONDA	241.6	241.0	238.4	237.3	235.8	238.8	241.6
24 Tatsuki SUZUKI	JPN	HONDA	241.6	241.0	240.0	239.4	239.4	240.3	241.6
27 Kaito TOBA	JPN	HONDA	241.6	239.4	238.9	238.4	237.8	239.2	241.6
58 Luca LUNETTA	ITA	KTM	241.6	241.0	241.0	238.9	238.4	240.2	241.6
54 Riccardo ROSSI	ITA	HONDA	241.0	240.5	239.4	238.9	238.9	239.7	241.0
99 José Antonio RUEDA	SPA	KTM	241.0	240.0	238.4	236.8	235.8	237.4	241.0
7 Filippo FARIOLI	ITA	KTM	240.5	240.0	239.4	238.4	236.8	238.7	240.5
22 Ana CARRASCO	SPA	KTM	240.5	240.0	238.9	238.4	238.4	239.2	240.5
43 Xavier ARTIGAS	SPA	CFMOTO	240.5	240.5	240.0	239.4	238.9	239.7	240.5
63 Syarifuddin AZMAN	MAL	KTM	240.5	239.4	238.9	237.3	237.3	238.7	240.5
64 Mario AJI	INA	HONDA	240.5	239.4	236.3	236.3	235.2	237.5	240.5
71 Ayumu SASAKI	JPN	HUSQVARNA	240.5	240.0	240.0	239.4	239.4	239.9	240.5
16 Andrea MIGNO	ITA	KTM	238.9	238.4	237.8	236.3	236.3	237.5	238.9
48 Ivan ORTOLÁ	SPA	KTM	238.9	235.2	235.2	234.7	234.2	235.6	238.9
72 Taiyo FURUSATO	JPN	HONDA	238.9	238.4	237.8	237.3	237.3	237.8	238.9
53 Deniz ÖNCÜ	TUR	KTM	237.8	235.8	235.8	235.8	235.8	236.2	237.8
70 Joshua WHATLEY	GBR	HONDA	237.8	236.8	235.8	235.8	235.2	236.3	237.8
21 Vicente PEREZ	SPA	KTM	237.3	235.2	235.2	235.2	234.7	235.4	237.3
55 Romano FENATI	ITA	HONDA	236.8	235.8	235.2	234.7	233.7	235.2	236.8
95 Collin VEIJER	NED	HUSQVARNA	236.8	236.3	235.8	235.8	235.8	236.1	236.8
82 Stefano NEPA	ITA	KTM	236.3	234.7	234.7	233.7	233.7	234.5	236.3
5 Jaume MASIA	SPA	HONDA	235.2	235.2	234.2	234.2	234.2	234.5	235.2

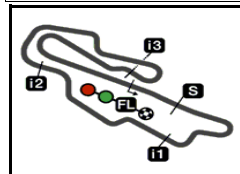
These data/results cannot be reproduced, stored and/or transmitted in whole or in part by any manner of electronic, mechanical, photocopying, recording, broadcasting or otherwise now known or herein after developed without the previous express consent by the copyright owner, except for reproduction in daily press and regular printed publications on sale to the public within 60 days of the event related to those data/results and always provided that copyright symbol appears together as follows below.

© DORNA, 2023

Official MotoGP Timing by TISSOT
www.motogp.com



Mugello, Friday, June 09, 2023



5245 m.

GRAN PREMIO D'ITALIA OAKLEY

Practice Nr. 1

Chronological Analysis of Performances

5

* Lap / Sector time cancelled T1 Time from finish line to 1st intermediate T3 Time from 2nd intermed. to 3rd intermed.
 P Crossing the finish line in pit lane T2 Time from 1st intermed. to 2nd intermed. T4 Time from 3rd intermediate to finish line

Lap	Lap Time	T1	T2	T3	T4	Speed	Lap	Lap Time	T1	T2	T3	T4	Speed	
1st 53 Deniz ÖNCÜ Red Bull KTM Ajo TUR Runs=2 Total laps=14 Full laps=11 Valid laps=7							11	1'00.039 P	29.742					235.2
1	3'44.383	33.508	26.205	38.618	30.214	156.9	12	2'04.230	34.497	24.566	37.151	28.016	146.7	
2	2'01.000 *	29.380	25.004*	37.827	28.789*	237.8	13	2'09.427 *	28.229	25.604	46.758	28.836*	241.0	
3	1'59.076	28.741	24.628	37.219	28.488	235.8	14	1'57.693	28.274	24.341	37.101	27.977	241.6	
4	1'58.418 *	28.59*	24.573	36.877	28.370	235.8	4th 54 Riccardo ROSSI SIC58 Squadra Corse ITA Runs=2 Total laps=13 Full laps=10 Valid laps=7							
5	1'58.543	28.470	24.458	37.290	28.325	235.8	1	3'05.358	35.259	26.792	40.128	29.125	140.2	
6	1'59.674 P	28.553	24.719	39.905	26.497	235.8	2	2'03.568	30.799	25.486	38.383	28.900	240.5	
7	2'05.419	33.938	25.182	37.982	28.317	148.7	3	2'01.323 *	29.111	25.119	37.959	29.134*	237.3	
8	1'57.320	28.419	24.191	36.615	28.095	234.7	4	2'00.123 *	28.943	24.921	37.744	28.515*	239.4	
9	1'57.042 *	28.15*	24.176	36.653	28.063	234.2	5	1'59.185	28.672	24.668	37.550	28.295	238.9	
10	1'57.449	28.259	24.117	36.980	28.093	233.7	6	2'00.591	28.477	24.696	38.112	29.306	241.0	
11	1'58.350 *	28.29*	24.614	37.212	28.225	233.7	7	1'59.137	28.609	24.682	37.410	28.436	237.3	
12	1'57.159	28.364	24.083	36.676	28.036	233.2	8	1'02.903 P	31.539				237.8	
13	1'57.643	28.376	24.255	36.938	28.074	234.2	9	2'02.621 *	32.033	24.720	37.437*	28.431	166.1	
14	1'56.947	28.273	24.100	36.597	27.977	234.7	10	1'58.397	28.539	24.537	37.205	28.116	233.7	
2nd 71 Ayumu SASAKI Liqui Moly Husqvarna JPN Runs=2 Total laps=13 Full laps=10 Valid laps=9							11	1'58.237 *	28.328	24.328	37.292*	28.289	238.9	
1	3'45.583	33.799	26.349	39.311	29.039	163.8	12	2'08.505	28.401	24.554	46.488	29.062	238.4	
2	2'00.929	29.210	25.145	38.010	28.564	240.0	13	1'57.844	28.458	24.281	37.056	28.049	234.7	
3	1'59.586	28.684	24.640	37.778	28.484	240.5	5th 96 Daniel HOLGADO Red Bull KTM Tech3 SPA Runs=2 Total laps=14 Full laps=11 Valid laps=7							
4	1'59.522	28.681	24.653	37.772	28.416	240.0	1	2'46.277	33.699	26.235	39.772	29.625	164.1	
5	1'59.297	28.647	24.617	37.591	28.442	239.4	2	2'02.300 *	29.184	25.579*	38.518	29.019	237.3	
6	1'59.041	28.603	24.576	37.497	28.365	238.9	3	2'01.111	29.028	25.351	38.152	28.580	238.9	
7	1'58.994	28.591	24.539	37.451	28.413	237.8	4	1'59.814	28.646	24.952	37.793	28.423	239.4	
8	1'58.687	28.414	24.415	37.484	28.374	238.4	5	1'59.367	28.530	24.752	37.667	28.418	240.5	
9	1'03.770 P	30.885				235.2	6	2'04.370	32.327	25.882	37.841	28.320	238.4	
10	2'04.402 *	32.953	24.694	38.378*	28.377	156.2	7	1'59.415	28.464	24.644	37.839	28.468	242.6	
11	1'57.871	28.360	24.175	37.226	28.110	239.4	8	2'05.607 P	31.247	27.189	38.684	28.487	238.9	
12	1'57.957 *	28.391	24.259	37.207	28.100*	238.4	9	2'02.201 *	31.163	24.753*	37.910	28.375	169.2	
13	1'57.481	28.240	24.334	36.937	27.970	237.8	10	1'57.869	28.285	24.289	37.240	28.055	237.8	
	PIT	31.910				238.9	11	1'58.501 *	28.322	24.411	37.493	28.275*	239.4	
3rd 24 Tatsuki SUZUKI Leopard Racing JPN Runs=3 Total laps=14 Full laps=9 Valid laps=5							12	1'57.502 *	28.17*	24.366	37.133	27.824	238.9	
1	3'17.255 *	32.719	26.095	38.931	28.937*	167.9	13	2'07.319	34.395	25.496	38.504	28.924	239.4	
2	2'01.545 *	29.133	25.288	38.359	28.765*	238.4	14	1'58.658 *	28.48*	24.438*	37.448	28.284	237.8	
3	2'00.700	28.916	25.037	38.218	28.529	240.0	6th 80 David ALONSO Valresa GASGAS Asp COL Runs=2 Total laps=15 Full laps=12 Valid laps=11							
4	2'00.362	28.815	24.926	37.979	28.642	239.4	1	2'47.827	33.120	26.796	39.357	29.093	170.0	
5	1'59.786	28.802	24.773	37.853	28.358	238.9	2	2'01.167	29.168	25.223	38.016	28.760	242.6	
6	1'59.756	28.706	24.732	37.896	28.422	239.4	3	2'01.456	29.195	25.021	38.304	28.936	243.7	
7	1'09.638 P	31.386				213.8	4	1'59.979	28.808	24.927	37.712	28.532	240.5	
8	2'02.607	31.449	24.966	37.731	28.461	170.3	5	1'58.895	28.554	24.635	37.592	28.114	241.0	
9	1'59.490 *	28.619	24.627*	37.889	28.355	237.8	6	2'04.596	29.705	28.556	38.067	28.268	243.2	
10	2'00.474 *	28.874	24.889	38.058*	28.653	236.3								

Fastest Lap: Deniz ÖNCÜ Red Bull KTM Ajo TUR 1'56.947 28.273 24.100 36.597 27.977

These data/results cannot be reproduced, stored and/or transmitted in whole or in part by any manner of electronic, mechanical, photocopying, recording, broadcasting or otherwise now known or herein after developed without the previous express consent by the copyright owner, except for reproduction in daily press and regular printed publications on sale to the public within 60 days of the event related to those data/results and always provided that copyright symbol appears together as follows below.
 © DORNA, 2023



Practice Nr. 1

Moto3

Lap	Lap Time	T1	T2	T3	T4	Speed	Lap	Lap Time	T1	T2	T3	T4	Speed
13th	43	Xavier ARTIGAS CFMOTO Racing Pru SPA					7	2'00.053	28.692	24.753	38.103	28.505	235.2
		Runs=2	Total laps=14	Full laps=11	Valid laps=9	8	2'00.234	28.756	24.912	37.874	28.692	241.6	
1	3'03.245	33.591	25.860	40.682	28.943	154.0	9	1'00.585 P	29.052				232.7
2	2'00.778	28.994	25.124	38.348	28.312	240.0	10	2'03.888 *	33.534	24.676	37.435*	28.243	156.0
3	1'59.706	28.801	24.813	37.656	28.436	240.5	11	1'58.809	28.836	24.594	37.233	28.146	236.8
4	1'59.285	28.601	24.546	37.656	28.482	239.4	12	2'04.189	28.186	24.486	40.544	30.973	240.5
5	2'01.689 *	29.630	24.948	38.138*	28.973*	238.4	13	1'58.543	28.557	24.556	37.218	28.212	242.1
6	1'59.151	28.582	24.524	37.488	28.557	238.9							
7	1'59.550 *	28.484	24.602	37.879*	28.585	240.5	17th	58	Luca LUNETTA MT Helmets - MSI ITA				
8	59.195 P	28.641				238.4			Runs=2	Total laps=13	Full laps=10	Valid laps=10	
9	2'03.240	32.033	25.034	37.640	28.533	159.7	1	2'59.598	34.068	27.067	40.357	29.391	166.4
10	1'58.713	28.553	24.498	37.251	28.411	237.3	2	2'02.926	29.710	25.540	38.673	29.003	238.4
11	1'58.655	28.532	24.401	37.422	28.300	238.4	3	2'01.793	29.316	25.367	38.574	28.536	236.3
12	1'58.300	28.366	24.404	37.335	28.195	238.4	4	2'01.015	28.930	25.111	38.278	28.696	241.0
13	1'59.885	28.412	24.301	38.563	28.609	238.9	5	2'01.676	29.146	25.178	38.491	28.861	233.7
14	1'58.129	28.300	24.388	37.197	28.244	238.4	6	2'01.731	29.215	25.212	38.883	28.421	231.7
							7	2'00.639	29.008	24.925	38.370	28.336	233.2
							8	1'01.627 P	29.228				237.3
14th	66	Joel KELSO CFMOTO Racing Pru AUS					9	2'07.380	32.099	25.614	40.732	28.935	167.9
		Runs=2	Total laps=11	Full laps=8	Valid laps=8	10	2'00.510	28.978	24.911	38.299	28.322	238.9	
1	3'05.007	34.232	25.986	40.080	29.042	149.1	11	1'59.168	28.759	24.631	37.693	28.085	233.7
2	2'01.624	29.157	25.319	38.599	28.549	238.9	12	1'58.579	28.749	24.428	37.340	28.062	241.6
3	2'04.491	28.821	25.381	41.507	28.782	242.1	13	1'59.028	28.695	24.475	37.619	28.239	241.0
4	2'00.809	28.911	25.144	38.294	28.460	241.0							
5	2'05.068 P	29.130	26.105	38.973	30.860	243.2	18th	18	Matteo BERTELLE Rivacold Snipers Tea ITA				
6	2'03.666	32.320	24.949	38.061	28.336	155.8			Runs=2	Total laps=14	Full laps=11	Valid laps=6	
7	1'58.507	28.395	24.534	37.409	28.169	237.8	1	2'46.495	33.622	26.349	41.208	29.668	170.0
8	1'58.350	28.387	24.521	37.437	28.005	239.4	2	2'02.289	29.183	25.681	38.390	29.035	240.0
9	1'58.223	28.394	24.443	37.391	27.995	240.5	3	2'04.097	30.404	25.865	38.921	28.907	240.5
10	1'58.390	28.371	24.324	37.462	28.233	241.0	4	2'00.779 *	29.026	24.917*	37.947	28.889	237.8
11	1'59.243	28.443	24.571	38.018	28.211	235.8	5	2'00.143 *	28.942	24.753	37.791*	28.657	236.3
							6	2'00.116	28.921	24.942	37.784	28.469	235.8
15th	16	Andrea MIGNO CIP Green Power ITA					7	1'59.724	28.795	24.786	37.786	28.357	237.8
		Runs=2	Total laps=14	Full laps=11	Valid laps=11	8	1'59.420	28.781	24.661	37.556	28.422	241.6	
1	3'10.885	32.820	25.909	38.970	29.062	153.6	9	1'01.901 P	31.091				233.7
2	2'01.245	29.057	25.181	38.374	28.633	234.7	10	2'15.141	33.130	28.624	44.360	29.027	159.5
3	2'00.455	28.967	24.964	37.960	28.564	238.9	11	1'58.535 *	28.649	24.540	37.391*	27.955	237.3
4	2'03.384	30.823	25.500	38.389	28.672	237.8	12	1'58.264 *	28.387	24.401*	37.394	28.082	239.4
5	2'00.212	28.913	24.859	37.818	28.622	235.8	13	1'57.953 *	28.364	24.318	37.076	28.195*	240.5
6	1'59.634	28.696	24.722	37.672	28.544	236.3	14	1'58.594	28.521	24.363	37.225	28.485	236.8
7	2'00.347	28.831	24.781	37.982	28.753	235.2							
8	2'00.306	29.089	24.802	37.734	28.681	233.2	19th	21	Vicente PEREZ BOE Motorsports SPA				
9	1'01.316 P	29.930				231.7			Runs=2	Total laps=13	Full laps=10	Valid laps=5	
10	2'18.989	32.397	26.464	51.188	28.940	165.3	1	2'19.961	33.686	26.762	39.326	29.691	166.9
11	2'04.053	29.091	29.026	37.593	28.343	231.2	2	2'02.553	29.390	25.547	38.578	29.038	232.7
12	1'58.439	28.589	24.488	37.212	28.150	235.8	3	2'01.224 *	29.001	25.219*	38.100	28.904	234.7
13	1'58.227	28.577	24.341	37.155	28.154	236.3	4	2'00.705 *	28.98*	25.037	37.972	28.713	235.2
14	1'58.302	28.398	24.279	37.562	28.063	238.4	5	1'59.945	28.934	24.899	37.669	28.443	235.2
							6	2'03.827 P	28.741	24.936	40.281	29.869	234.7
16th	6	Ryusei YAMANAKA Valresa GASGAS Asp JPN					7	2'06.518	33.879	25.117	38.689	28.833	160.4
		Runs=2	Total laps=13	Full laps=10	Valid laps=9	8	1'59.787	28.820	24.716	37.779	28.472	233.2	
1	2'47.609	32.196	26.023	39.356	29.128	169.5	9	1'59.196 *	28.584	24.641*	37.497	28.474*	234.2
2	2'01.515 *	29.192	25.228	38.355*	28.740*	237.8	10	1'58.805	28.649	24.465	37.404	28.287	233.2
3	2'00.834	28.975	25.011	38.119	28.729	238.9	11	2'05.261 *	31.692	25.846	38.783*	28.940	233.2
4	1'59.767	28.659	24.748	37.850	28.510	240.0	12	2'05.704 *	33.865	26.080	37.566*	28.193	233.7
5	1'59.416	28.408	24.773	37.725	28.510	241.6	13	1'58.691	28.393	24.292	37.430	28.576	237.3
6	2'03.584	31.481	25.186	38.093	28.824	237.8							

Fastest Lap: Deniz ÖNCÜ Red Bull KTM Ajo TUR **1'56.947** 28.273 24.100 36.597 27.977

These data/results cannot be reproduced, stored and/or transmitted in whole or in part by any manner of electronic, mechanical, photocopying, recording, broadcasting or otherwise now known or herein after developed without the previous express consent by the copyright owner, except for reproduction in daily press and regular printed publications on sale to the public within 60 days of the event related to those data/results and always provided that copyright symbol appears together as follows below.
© DORNA, 2023

Practice Nr. 1

Moto3

Lap	Lap Time	T1	T2	T3	T4	Speed	Lap	Lap Time	T1	T2	T3	T4	Speed
unfinished		28.875	24.663	37.718		235.2	2	2'02.543	* 29.334	25.671	38.391	29.147*	230.7
20th	5	Jaume MASIA		Leopard Racing		SPA	3	2'02.065	* 29.37*	25.575	38.038	29.073*	230.7
		Runs=3	Total laps=13	Full laps=8	Valid laps=6		4	2'04.485	* 29.43*	25.776	39.022	30.250	229.7
1	3'32.994	33.087	26.163	38.918	29.131	162.1	5	2'00.205	28.943	25.004	37.626	28.632	240.5
2	2'00.821	29.154	25.055	37.974	28.638	234.2	6	2'00.384	* 28.818	24.985	37.713	28.868*	239.4
3	1'59.960	28.743	24.771	37.938	28.508	235.2	7	1'59.490	* 28.748	24.766	37.483*	28.493	236.3
4	1'59.715	* 28.872	24.772	37.658	28.413*	235.2	8	59.002	P 28.643				236.3
5	1'59.989	29.062	24.670	37.575	28.682	234.2	9	2'07.189	32.835	25.560	40.225	28.569	145.9
6	1'59.467	28.674	24.643	37.660	28.490	233.7	10	2'04.713	* 28.59*	24.830	42.021	29.271	234.7
7	1'00.046	P 28.898				234.2	11	2'06.245	* 29.114	24.725	40.341*	32.065	231.2
8	2'07.392	34.284	25.597	38.667	28.844	154.9	12	1'59.211	28.811	24.860	37.293	28.247	235.2
9	2'00.421	* 28.838	24.945*	38.039	28.599	232.2	24th	48	Ivan ORTOLÁ		Angeluss MTA Team		SPA
10	1'59.168	P 29.013	24.948	38.221*	26.986	232.2			Runs=3	Total laps=9	Full laps=5	Valid laps=4	
11	2'06.080	33.564	25.047	38.815	28.654	156.2	1	2'33.658	33.768	26.395	39.225	29.324	159.0
12	1'59.076	28.597	24.635	37.477	28.367	233.2	2	2'01.997	29.249	25.453	38.518	28.777	233.7
13	1'58.822	28.574	24.510	37.415	28.323	234.2	3	2'00.626	28.994	25.043	37.832	28.757	234.2
21st	7	Filippo FARIOLI		Red Bull KTM Tech3		ITA	4	1'59.813	28.776	24.666	37.688	28.683	235.2
		Runs=2	Total laps=15	Full laps=12	Valid laps=5		5	1'59.779	28.608	24.807	37.698	28.666	235.2
1	2'36.436	33.733	26.122	39.858	29.111	160.9	6	2'01.424	P 28.758	24.790	39.155	28.721	234.7
2	2'04.646	30.769	25.626	39.381	28.870	236.8	7	15'09.770	P 32.963	25.132			152.1
3	2'02.103	* 29.20*	25.562	38.730	28.608	236.8	8	2'14.172	36.503	24.695	44.611	28.363	159.0
4	2'04.642	* 29.69*	26.425	39.411	29.110	233.7	9	1'58.247	* 28.421	24.309	37.325	28.192*	238.9
5	2'01.269	* 29.070	25.198	38.460*	28.541	234.2	25th	95	Collin VEIJER		Liqui Moly Husqvarna		NED
6	2'02.762	* 29.06*	25.589	38.771	29.333	238.4			Runs=2	Total laps=14	Full laps=11	Valid laps=10	
7	2'01.132	* 29.21*	25.218	38.255	28.445	231.7	1	3'48.023	35.397	28.247	40.728	29.735	158.1
8	2'00.180	28.886	24.808	38.092	28.394	240.0	2	2'04.124	30.011	26.067	39.069	28.977	235.8
9	1'00.986	P 28.91*				239.4	3	2'02.373	29.287	25.569	38.707	28.810	235.8
10	2'04.166	32.139	24.983	38.318	28.726	159.2	4	2'01.900	29.166	25.383	38.531	28.820	235.8
11	1'59.750	28.869	24.740	37.917	28.224	232.7	5	2'01.428	29.041	25.274	38.403	28.710	234.7
12	1'59.449	28.711	24.706	37.819	28.213	233.7	6	2'01.081	28.963	25.114	38.308	28.696	235.2
13	1'59.172	* 28.610	24.570	37.686*	28.306	233.7	7	2'00.979	28.921	24.952	38.465	28.641	236.3
14	1'58.939	28.821	24.574	37.479	28.065	233.2	8	2'01.684	P 28.905	25.135	39.038	28.606	235.8
15	1'59.574	* 28.751	24.752	37.874*	28.197*	240.5	9	2'05.323	32.122	25.605	38.827	28.769	167.1
22nd	99	José Antonio RUED		Red Bull KTM Ajo		SPA	10	2'00.925	29.116	24.994	38.286	28.529	231.2
		Runs=2	Total laps=14	Full laps=11	Valid laps=4		11	2'00.005	29.014	24.842	37.906	28.243	231.7
1	3'44.369	33.491	27.466	40.803	30.263	166.1	12	2'00.104	28.866	24.728	38.036	28.474	236.8
2	2'03.565	* 29.814	25.858*	38.673	29.220	235.8	13	2'00.257	28.918	24.890	37.977	28.472	233.7
3	2'02.348	* 29.30*	25.454	38.656	28.936	238.4	14	2'01.350	* 28.879	24.890	37.967	29.614*	232.2
4	2'02.172	* 29.241	25.340*	38.653	28.938*	235.8	26th	63	Syarifuddin AZMAN		MT Helmets - MSI		MAL
5	2'01.360	* 29.08*	25.219*	38.221	28.836	235.8			Runs=2	Total laps=13	Full laps=10	Valid laps=3	
6	2'00.938	* 28.912	25.090	38.219*	28.717	234.7	1	2'46.570	34.609	26.921	41.019	29.555	160.0
7	2'00.668	28.940	24.960	38.012	28.756	234.7	2	2'02.517	* 29.376	25.602	38.542	28.997*	237.3
8	2'00.502	28.875	24.914	38.039	28.674	235.2	3	2'01.667	29.275	25.258	38.349	28.785	239.4
9	59.463	P 29.289				233.7	4	2'01.475	* 28.874	25.279	38.346	28.976*	240.5
10	2'09.724	31.968	27.032	41.670	29.054	164.6	5	2'01.791	* 29.171	25.806	38.207*	28.607	236.3
11	1'59.296	28.638	24.762	37.548	28.348	236.8	6	2'01.167	* 29.060	25.299	38.003	28.805*	238.9
12	1'59.106	* 28.575	24.612	37.548*	28.371	235.8	7	2'02.282	P 29.269	25.261	39.168	28.584	237.3
13	1'59.877	* 28.270	24.518	38.751	28.338*	240.0	8	2'06.128	33.037	25.748	38.840	28.503	159.7
14	1'59.022	28.544	24.605	37.507	28.366	241.0	9	2'00.012	28.629	24.991	37.819	28.573	236.8
23rd	64	Mario AJI		Honda Team Asia		INA	10	2'00.421	28.742	25.110	37.884	28.685	235.2
		Runs=2	Total laps=12	Full laps=9	Valid laps=2		11	2'01.306	* 28.83*	25.271	38.401	28.795	233.7
1	2'54.409	32.548	25.963	38.672	29.394	163.1	12	2'00.831	* 28.832	25.131	38.125*	28.743*	231.7
							13	2'00.908	* 29.01*	25.121	38.008	28.766*	231.7

Fastest Lap: Deniz ÖNCÜ Red Bull KTM Ajo TUR **1'56.947** 28.273 24.100 36.597 27.977

These data/results cannot be reproduced, stored and/or transmitted in whole or in part by any manner of electronic, mechanical, photocopying, recording, broadcasting or otherwise now known or herein after developed without the previous express consent by the copyright owner, except for reproduction in daily press and regular printed publications on sale to the public within 60 days of the event related to those data/results and always provided that copyright symbol appears together as follows below.
© DORNA, 2023

Practice Nr. 1

Moto3

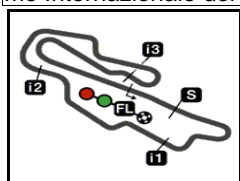
Lap	Lap Time	T1	T2	T3	T4	Speed	Lap	Lap Time	T1	T2	T3	T4	Speed
27th	22	Ana CARRASCO		BOE Motorsports		SPA							
		Runs=2	Total laps=14	Full laps=11	Valid laps=11								
1	2'56.267	34.562	28.377	40.337	29.996	162.4							
2	2'05.169	29.868	26.219	39.536	29.546	237.3							
3	2'03.980	29.594	25.651	39.263	29.472	236.8							
4	2'03.012	29.324	25.578	38.725	29.385	237.3							
5	2'02.522	29.289	25.631	38.598	29.004	236.3							
6	2'01.977	28.994	25.329	38.503	29.151	238.4							
7	2'03.899	29.265	26.666	38.925	29.043	237.3							
8	2'01.898	29.111	25.156	38.532	29.099	238.9							
9	1'01.443 P	29.795				235.2							
10	2'05.774	32.304	25.540	38.846	29.084	168.7							
11	2'01.134	29.015	24.997	38.326	28.796	235.2							
12	2'00.503	29.031	24.890	37.933	28.649	238.4							
13	2'00.042	28.660	24.825	37.785	28.772	240.0							
14	2'00.285	28.866	24.793	38.009	28.617	240.5							

28th	70	Joshua WHATLEY		VisionTrack Racing T		GBR							
		Runs=2	Total laps=14	Full laps=11	Valid laps=5								
1	2'35.837	34.873	26.885	39.943	30.181	149.7							
2	2'04.551 *	29.844	25.875	39.149*	29.683	231.7							
3	2'03.174	29.656	25.971	38.698	28.849	230.7							
4	2'02.231	29.157	25.402	38.544	29.128	234.2							
5	2'05.186 *	31.187	25.582*	39.479*	28.938*	230.2							
6	2'02.147 *	29.341	25.681*	38.313	28.812	232.7							
7	2'01.024 *	29.052	24.969*	38.302	28.701	235.8							
8	2'00.336 *	28.943	24.800*	37.726	28.867	235.2							
9	1'01.980 P	30.371				231.7							
10	2'13.533	34.244	26.218	44.257	28.814	144.5							
11	2'00.335	28.836	24.801	38.018	28.680	236.8							
12	2'00.139 *	28.704	24.794	37.924	28.717*	237.8							
13	2'03.937	29.837	24.753	40.174	29.173	232.2							
14	2'00.164	28.757	24.748	37.870	28.789	235.8							

29th	72	Taiyo FURUSATO		Honda Team Asia		JPN							
		Runs=2	Total laps=14	Full laps=11	Valid laps=5								
1	3'03.231	33.784	26.699	40.204	29.628	168.2							
2	2'03.359 *	29.80*	25.510	38.906	29.135	237.3							
3	2'02.678 *	29.43*	25.269	38.680	29.296	236.8							
4	2'02.415	29.662	25.368	38.564	28.821	236.3							
5	2'01.505	29.231	24.966	38.516	28.792	238.4							
6	2'03.219 *	29.87*	25.397	39.318	28.626	237.3							
7	2'01.382	29.295	25.045	38.418	28.624	238.9							
8	2'01.086	29.318	25.054	38.170	28.544	237.8							
9	1'02.717 P	30.147				225.0							
10	2'04.315	32.058	25.218	38.414	28.625	162.1							
11	2'00.308 *	28.895	24.795	38.035*	28.583*	232.7							
12	2'00.371	28.915	24.847	38.135	28.474	233.7							
13	2'07.745 *	28.789	24.789*	42.684	31.483	236.3							
14	2'00.244 *	28.825	24.927*	38.354*	28.138*	237.3							

Fastest Lap: Deniz ÖNCÜ Red Bull KTM Ajo TUR **1'56.947** 28.273 24.100 36.597 27.977

These data/results cannot be reproduced, stored and/or transmitted in whole or in part by any manner of electronic, mechanical, photocopying, recording, broadcasting or otherwise now known or herein after developed without the previous express consent by the copyright owner, except for reproduction in daily press and regular printed publications on sale to the public within 60 days of the event related to those data/results and always provided that copyright symbol appears together as follows below.
© DORNA, 2023



5245 m.

GRAN PREMIO D'ITALIA OAKLEY

Practice Nr. 1

Best Partial Times

Moto3™

IT Ideal Lap Time, sum of the best partial times

BT Best Lap Time

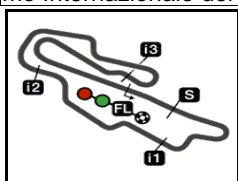
T1		T2		T3		T4				IT	BT	
Pos	Rider	Time	Rider	Time	Rider	Time	Rider	Time	Pos	Rider	IT	BT
1	R.YAMANAKA	28.186	D.ÖNCÜ	24.083	D.ÖNCÜ	36.597	D.HOLGADO	27.824	1	D.ÖNCÜ	1'56.916	1'56.947 (1)
2	D.MOREIRA	28.219	A.SASAKI	24.175	A.SASAKI	36.937	D.MOREIRA	27.865	2	A.SASAKI	1'57.322	1'57.481 (2)
3	T.SUZUKI	28.229	K.TOBA	24.246	R.FENATI	36.964	D.ALONSO	27.877	3	D.HOLGADO	1'57.531	1'57.869 (5)
4	A.SASAKI	28.240	R.FENATI	24.261	S.OGDEN	36.967	M.BERTELLE	27.955	4	T.SUZUKI	1'57.648	1'57.693 (3)
5	D.SALVADOR	28.241	A.MIGNO	24.279	K.TOBA	37.004	A.SASAKI	27.970	5	M.BERTELLE	1'57.713	1'58.594 (18)
6	D.ÖNCÜ	28.259	R.ROSSI	24.281	R.ROSSI	37.056	T.SUZUKI	27.977	6	R.ROSSI	1'57.714	1'57.844 (4)
7	J.RUEDA	28.270	D.HOLGADO	24.289	M.BERTELLE	37.076	D.ÖNCÜ	27.977	7	D.ALONSO	1'57.720	1'57.941 (6)
8	D.HOLGADO	28.285	V.PEREZ	24.292	T.SUZUKI	37.101	J.KELSO	27.995	8	D.MOREIRA	1'57.723	1'58.013 (10)
9	D.ALONSO	28.293	X.ARTIGAS	24.301	D.ALONSO	37.104	S.NEPA	28.019	9	K.TOBA	1'57.759	1'58.028 (12)
10	X.ARTIGAS	28.300	I.ORTOLÁ	24.309	S.NEPA	37.108	K.TOBA	28.039	10	R.FENATI	1'57.767	1'57.962 (8)
11	R.ROSSI	28.328	M.BERTELLE	24.318	D.HOLGADO	37.133	R.ROSSI	28.049	11	A.MIGNO	1'57.895	1'58.227 (15)
12	R.FENATI	28.349	D.MOREIRA	24.320	A.MIGNO	37.155	L.LUNETTA	28.062	12	S.OGDEN	1'57.956	1'57.956 (7)
13	S.OGDEN	28.351	J.KELSO	24.324	X.ARTIGAS	37.197	A.MIGNO	28.063	13	D.SALVADOR	1'57.986	1'57.986 (9)
14	M.BERTELLE	28.364	T.SUZUKI	24.341	R.YAMANAKA	37.218	F.FARIOLI	28.065	14	S.NEPA	1'57.992	1'58.026 (11)
15	J.KELSO	28.371	D.SALVADOR	24.350	M.AJI	37.293	D.SALVADOR	28.089	15	X.ARTIGAS	1'57.993	1'58.129 (13)
16	V.PEREZ	28.393	S.OGDEN	24.385	D.SALVADOR	37.306	R.YAMANAKA	28.146	16	R.YAMANAKA	1'58.036	1'58.543 (16)
17	A.MIGNO	28.398	S.NEPA	24.419	D.MOREIRA	37.319	V.PEREZ	28.193	17	J.KELSO	1'58.081	1'58.223 (14)
18	I.ORTOLÁ	28.421	L.LUNETTA	24.428	I.ORTOLÁ	37.325	R.FENATI	28.193	18	V.PEREZ	1'58.282	1'58.691 (19)
19	S.NEPA	28.446	D.ALONSO	24.446	L.LUNETTA	37.340	X.ARTIGAS	28.195	19	I.ORTOLÁ	1'58.418	1'59.779 (24)
20	K.TOBA	28.470	R.YAMANAKA	24.486	J.KELSO	37.391	C.VEIJER	28.243	20	L.LUNETTA	1'58.525	1'58.579 (17)
21	J.MASIA	28.574	J.MASIA	24.510	V.PEREZ	37.404	M.AJI	28.247	21	J.RUEDA	1'58.643	1'59.022 (22)
22	F.FARIOLI	28.610	J.RUEDA	24.518	J.MASIA	37.415	S.OGDEN	28.253	22	F.FARIOLI	1'58.724	1'58.939 (21)
23	AZMAN	28.629	F.FARIOLI	24.570	F.FARIOLI	37.479	J.MASIA	28.323	23	J.MASIA	1'58.822	1'58.822 (20)
24	M.AJI	28.643	M.AJI	24.725	J.RUEDA	37.507	J.RUEDA	28.348	24	M.AJI	1'58.908	1'59.211 (23)

These data/results cannot be reproduced, stored and/or transmitted in whole or in part by any manner of electronic, mechanical, photocopying, recording, broadcasting or otherwise now known or herein after developed without the previous express consent by the copyright owner, except for reproduction in daily press and regular printed publications on sale to the public within 60 days of the event related to those data/results and always provided that copyright symbol appears together as follows below.

© DORNA, 2023

Official MotoGP Timing by TISSOT
www.motogp.com





5245 m.

GRAN PREMIO D'ITALIA OAKLEY

Practice Nr. 1

Best Partial Times

IT Ideal Lap Time, sum of the best partial times

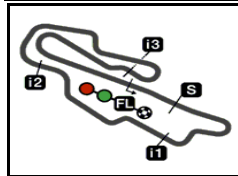
BT Best Lap Time

T1			T2			T3			T4				
<i>Pos</i>	<i>Rider</i>	<i>Time</i>	<i>Rider</i>	<i>Time</i>	<i>Rider</i>	<i>Time</i>	<i>Rider</i>	<i>Time</i>	<i>Pos</i>	<i>Rider</i>	<i>IT</i>	<i>BT</i>	
25	A.CARRASCO	28.660	C.VEIJER	24.728	J.WHATLEY	37.726	I.ORTOLÁ	28.363	25	C.VEIJER	1'59.743	2'00.005 (25)	
26	L.LUNETTA	28.695	J.WHATLEY	24.748	A.CARRASCO	37.785	T.FURUSATO	28.474	26	A.CARRASCO	1'59.855	2'00.042 (27)	
27	J.WHATLEY	28.704	A.CARRASCO	24.793	S.AZMAN	37.819	S.AZMAN	28.503	27	J.WHATLEY	1'59.858	2'00.164 (28)	
28	T.FURUSATO	28.789	T.FURUSATO	24.795	C.VEIJER	37.906	A.CARRASCO	28.617	28	S.AZMAN	1'59.942	2'00.012 (26)	
29	C.VEIJER	28.866	S.AZMAN	24.991	T.FURUSATO	38.135	J.WHATLEY	28.680	29	T.FURUSATO	2'00.193	2'00.371 (29)	

These data/results cannot be reproduced, stored and/or transmitted in whole or in part by any manner of electronic, mechanical, photocopying, recording, broadcasting or otherwise now known or herein after developed without the previous express consent by the copyright owner, except for reproduction in daily press and regular printed publications on sale to the public within 60 days of the event related to those data/results and always provided that copyright symbol appears together as follows below.
© DORNA, 2023


Official MotoGP Timing by **TISSOT**
www.motogp.com





5245 m.

GRAN PREMIO D'ITALIA OAKLEY**Practice Nr. 1****Fastest Laps Sequence**

<i>Practice Time</i>	 <i>Rider</i>	<i>Nation</i>	<i>Motorcycle</i>	<i>Time</i>	<i>Km/h</i>	<i>Rider's Lap</i>
4'22.514	21 Vicente PEREZ	SPA	KTM	2'02.553	154.0	2
4'31.778	82 Stefano NEPA	ITA	KTM	2'02.031	154.7	2
4'35.655	48 Ivan ORTOLÁ	SPA	KTM	2'01.997	154.7	2
4'48.994	80 David ALONSO	COL	GASGAS	2'01.167	155.8	2
4'53.251	55 Romano FENATI	ITA	HONDA	2'00.537	156.6	2
6'52.914	55 Romano FENATI	ITA	HONDA	1'59.663	157.7	3
7'44.459	53 Deniz ÖNCÜ	TUR	KTM	1'59.076	158.5	3
10'49.324	80 David ALONSO	COL	GASGAS	1'58.895	158.8	5
11'41.420	53 Deniz ÖNCÜ	TUR	KTM	1'58.543	159.2	5
23'21.665	53 Deniz ÖNCÜ	TUR	KTM	1'57.320	160.9	8
31'11.665	53 Deniz ÖNCÜ	TUR	KTM	1'57.159	161.1	12
35'06.255	53 Deniz ÖNCÜ	TUR	KTM	1'56.947	161.4	14

These data/results cannot be reproduced, stored and/or transmitted in whole or in part by any manner of electronic, mechanical, photocopying, recording, broadcasting or otherwise now known or herein after developed without the previous express consent by the copyright owner, except for reproduction in daily press and regular printed publications on sale to the public within 60 days of the event related to those data/results and always provided that copyright symbol appears together as follows below.

© DORNA, 2023

Official MotoGP Timing by **TISSOT**
www.motogp.com

Mugello, Friday, June 09, 2023