


5245 m.

GRAN PREMIO D'ITALIA OAKLEY

Practice Nr. 2

Classification

6

		Rider	Nation	Team	Motorcycle	Time	Lap Total	Gap	Top Speed
1	53	Deniz ÖNCÜ	TUR	Red Bull KTM Ajo	KTM	1'56.485	12 15		238.9
2	71	Ayumu SASAKI	JPN	Liqui Moly Husqvarna Intact GP	HUSQVARNA	1'56.974	9 12	0.489 0.489	242.6
3	5	Jaume MASIA	SPA	Leopard Racing	HONDA	1'57.054	14 14	0.569 0.080	242.6
4	48	Ivan ORTOLÁ	SPA	Angeluss MTA Team	KTM	1'57.138	11 15	0.653 0.084	243.7
5	19	Scott OGDEN	GBR	VisionTrack Racing Team	HONDA	1'57.221	10 12	0.736 0.083	241.6
6	55	Romano FENATI	ITA	Rivacold Snipers Team	HONDA	1'57.441	14 14	0.956 0.220	236.8
7	7	Filippo FARIOLI	ITA	Red Bull KTM Tech3	KTM	1'57.489	15 15	1.004 0.048	241.6
8	66	Joel KELSO	AUS	CFMOTO Racing PruestelGP	CFMOTO	1'57.521	11 11	1.036 0.032	244.3
9	82	Stefano NEPA	ITA	Angeluss MTA Team	KTM	1'57.525	14 14	1.040 0.004	240.5
10	72	Taiyo FURUSATO	JPN	Honda Team Asia	HONDA	1'57.594	11 14	1.109 0.069	242.1
11	6	Ryusei YAMANAKA	JPN	Valresa GASGAS Aspar M3	GASGAS	1'57.619	12 13	1.134 0.025	242.6
12	99	José Antonio RUEDA	SPA	Red Bull KTM Ajo	KTM	1'57.769	12 13	1.284 0.150	240.5
13	16	Andrea MIGNO	ITA	CIP Green Power	KTM	1'57.938	14 14	1.453 0.169	246.5
14	10	Diogo MOREIRA	BRA	MT Helmets - MSI	KTM	1'57.958	11 13	1.473 0.020	242.1
15	96	Daniel HOLGADO	SPA	Red Bull KTM Tech3	KTM	1'57.963	3 9	1.478 0.005	241.0
16	43	Xavier ARTIGAS	SPA	CFMOTO Racing PruestelGP	CFMOTO	1'58.000	6 15	1.515 0.037	242.1
17	27	Kaito TOBA	JPN	SIC58 Squadra Corse	HONDA	1'58.066	14 15	1.581 0.066	242.1
18	24	Tatsuki SUZUKI	JPN	Leopard Racing	HONDA	1'58.117	2 10	1.632 0.051	246.5
19	18	Matteo BERTELLE	ITA	Rivacold Snipers Team	HONDA	1'58.152	7 15	1.667 0.035	241.0
20	80	David ALONSO	COL	Valresa GASGAS Aspar M3	GASGAS	1'58.338	4 15	1.853 0.186	243.7
21	54	Riccardo ROSSI	ITA	SIC58 Squadra Corse	HONDA	1'58.482	6 11	1.997 0.144	241.0
22	70	Joshua WHATLEY	GBR	VisionTrack Racing Team	HONDA	1'58.642	12 13	2.157 0.160	238.9
23	38	David SALVADOR	SPA	CIP Green Power	KTM	1'58.670	14 14	2.185 0.028	243.7
24	58	Luca LUNETTA	ITA	MT Helmets - MSI	KTM	1'58.753	10 11	2.268 0.083	241.6
25	64	Mario AJI	INA	Honda Team Asia	HONDA	1'58.784	2 15	2.299 0.031	238.9
26	63	Syarifuddin AZMAN	MAL	MT Helmets - MSI	KTM	1'59.068	6 11	2.583 0.284	241.0
27	95	Collin VEIJER	NED	Liqui Moly Husqvarna Intact GP	HUSQVARNA	1'59.399	11 13	2.914 0.331	242.6
28	22	Ana CARRASCO	SPA	BOE Motorsports	KTM	1'59.594	13 13	3.109 0.195	241.6
29	21	Vicente PEREZ	SPA	BOE Motorsports	KTM	2'00.190	2 12	3.705 0.596	241.6

Practice condition: Dry

Air: 26°

Humidity: 66%

Ground: 42°

Fastest Lap:	Lap: 12	Deniz ÖNCÜ	1'56.485	162 Km/h
Best Race Lap:	2018	Fabio DI GIANNANTONIO	1'56.628	161.8 Km/h
All Time Lap Record:	2021	Tatsuki SUZUKI	1'56.001	162.7 Km/h

The results are provisional until the end of the limit for protest and appeals.

Time limit for protest expires 30' after publication of the results - Time:

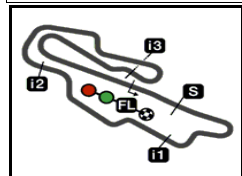
These data/results cannot be reproduced, stored and/or transmitted in whole or in part by any manner of electronic, mechanical, photocopying, recording, broadcasting or otherwise now known or herein after developed without the previous express consent by the copyright owner, except for reproduction in daily press and regular printed publications on sale to the public within 60 days of the event related to those data/results and always provided that copyright symbol appears together as follows below.

© DORNA, 2023

Official MotoGP Timing by TISSOT
www.motogp.com

Mugello, Friday, June 09, 2023



5245 m.

GRAN PREMIO D'ITALIA OAKLEY

Practice Nr. 2

Combined Practice Times

7

	Rider	Nation	Team	MOTORCYCLE	P1	P2	Gap
1	53 D.ÖNCÜ	TUR	Red Bull KTM Ajo	KTM	1'56.947	14 1'56.485	12
2	71 A.SASAKI	JPN	Liqui Moly Husqvarna Intact GP	HUSQVARNA	1'57.481	13 1'56.974	9 0.489 0.489
3	5 J.MASIA	SPA	Leopard Racing	HONDA	1'58.822	13 1'57.054	14 0.569 0.080
4	48 I.ORTOLÁ	SPA	Angeluss MTA Team	KTM	1'59.779	5 1'57.138	11 0.653 0.084
5	19 S.OGDEN	GBR	VisionTrack Racing Team	HONDA	1'57.956	13 1'57.221	10 0.736 0.083
6	55 R.FENATI	ITA	Rivacold Snipers Team	HONDA	1'57.962	11 1'57.441	14 0.956 0.220
7	7 F.FARIOLI	ITA	Red Bull KTM Tech3	KTM	1'58.939	14 1'57.489	15 1.004 0.048
8	66 J.KELSO	AUS	CFMOTO Racing PruestelGP	CFMOTO	1'58.223	9 1'57.521	11 1.036 0.032
9	82 S.NEPA	ITA	Angeluss MTA Team	KTM	1'58.026	14 1'57.525	14 1.040 0.004
10	72 T.FURUSATO	JPN	Honda Team Asia	HONDA	2'00.371	12 1'57.594	11 1.109 0.069
11	6 R.YAMANAKA	JPN	Valresa GASGAS Aspar M3	GASGAS	1'58.543	13 1'57.619	12 1.134 0.025
12	24 T.SUZUKI	JPN	Leopard Racing	HONDA	1'57.693	14 1'58.117	2 1.208 0.074
13	99 J.RUEDA	SPA	Red Bull KTM Ajo	KTM	1'59.022	14 1'57.769	12 1.284 0.076
14	54 R.ROSSI	ITA	SIC58 Squadra Corse	HONDA	1'57.844	13 1'58.482	6 1.359 0.075
15	96 D.HOLGADO	SPA	Red Bull KTM Tech3	KTM	1'57.869	10 1'57.963	3 1.384 0.025
16	16 A.MIGNO	ITA	CIP Green Power	KTM	1'58.227	13 1'57.938	14 1.453 0.069
17	80 D.ALONSO	COL	Valresa GASGAS Aspar M3	GASGAS	1'57.941	13 1'58.338	4 1.456 0.003
18	10 D.MOREIRA	BRA	MT Helmets - MSI	KTM	1'58.013	14 1'57.958	11 1.473 0.017
19	38 D.SALVADOR	SPA	CIP Green Power	KTM	1'57.986	13 1'58.670	14 1.501 0.028
20	43 X.ARTIGAS	SPA	CFMOTO Racing PruestelGP	CFMOTO	1'58.129	14 1'58.000	6 1.515 0.014
21	27 K.TOBA	JPN	SIC58 Squadra Corse	HONDA	1'58.028	11 1'58.066	14 1.543 0.028
22	18 M.BERTELLE	ITA	Rivacold Snipers Team	HONDA	1'58.594	14 1'58.152	7 1.667 0.124
23	58 L.LUNETTA	ITA	MT Helmets - MSI	KTM	1'58.579	12 1'58.753	10 2.094 0.427
24	70 J.WHATLEY	GBR	VisionTrack Racing Team	HONDA	2'00.164	14 1'58.642	12 2.157 0.063
25	21 V.PEREZ	SPA	BOE Motorsports	KTM	1'58.691	13 2'00.190	2 2.206 0.049
26	64 M.AJI	INA	Honda Team Asia	HONDA	1'59.211	12 1'58.784	2 2.299 0.093
27	63 S.AZMAN	MAL	MT Helmets - MSI	KTM	2'00.012	9 1'59.068	6 2.583 0.284
28	95 C.VEIJER	NED	Liqui Moly Husqvarna Intact GP	HUSQVARNA	2'00.005	11 1'59.399	11 2.914 0.331
29	22 A.CARRASCO	SPA	BOE Motorsports	KTM	2'00.042	13 1'59.594	13 3.109 0.195

Pole Position Record:	2021	Tatsuki SUZUKI	1'56.001	162.7 Km/h
Best Race Lap:	2018	Fabio DI GIANNANTONIO	1'56.628	161.8 Km/h
All Time Lap Record:	2021	Tatsuki SUZUKI	1'56.001	162.7 Km/h

The results are provisional until the end of the limit for protest and appeals.

Time limit for protest expires 60' after publication of the results - Time:

These data/results cannot be reproduced, stored and/or transmitted in whole or in part by any manner of electronic, mechanical, photocopying, recording, broadcasting or otherwise now known or herein after developed without the previous express consent by the copyright owner, except for reproduction in daily press and regular printed publications on sale to the public within 60 days of the event related to those data/results and always provided that copyright symbol appears together as follows below.

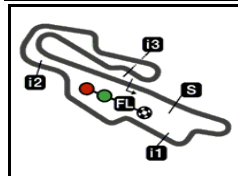
© DORNA, 2023

Official MotoGP Timing by TISSOT

www.motogp.com

Mugello, Friday, June 09, 2023





5245 m.

GRAN PREMIO D'ITALIA OAKLEY

Practice Nr. 2

Top Speed & Average

8



Rider	Nation	Motorcycle	Top 5 speeds					Average	Top
16 Andrea MIGNO	ITA	KTM	246.5	240.0	239.4	238.9	236.8	240.3	246.5
24 Tatsuki SUZUKI	JPN	HONDA	246.5	241.6	241.6	240.5	240.5	242.1	246.5
66 Joel KELSO	AUS	CFMOTO	244.3	243.7	242.6	241.6	241.0	242.6	244.3
38 David SALVADOR	SPA	KTM	243.7	240.5	240.5	240.5	239.4	240.9	243.7
48 Ivan ORTOLÁ	SPA	KTM	243.7	242.6	238.9	238.4	238.4	240.4	243.7
80 David ALONSO	COL	GASGAS	243.7	240.5	240.0	240.0	238.9	240.3	243.7
5 Jaume MASIA	SPA	HONDA	242.6	239.4	238.4	236.8	236.8	238.8	242.6
6 Ryusei YAMANAKA	JPN	GASGAS	242.6	242.6	241.0	238.9	236.8	240.4	242.6
71 Ayumu SASAKI	JPN	HUSQVARNA	242.6	242.1	241.0	241.0	240.0	241.3	242.6
95 Collin VEIJER	NED	HUSQVARNA	242.6	237.8	235.8	233.7	233.2	236.6	242.6
10 Diogo MOREIRA	BRA	KTM	242.1	241.0	240.0	239.4	238.4	240.2	242.1
27 Kaito TOBA	JPN	HONDA	242.1	241.0	238.9	237.8	237.8	239.5	242.1
43 Xavier ARTIGAS	SPA	CFMOTO	242.1	242.1	241.6	240.0	238.9	240.9	242.1
72 Taiyo FURUSATO	JPN	HONDA	242.1	242.1	240.5	240.0	240.0	240.9	242.1
7 Filippo FARIOLI	ITA	KTM	241.6	240.5	238.4	237.8	236.8	238.7	241.6
19 Scott OGDEN	GBR	HONDA	241.6	237.3	236.3	233.2	231.7	235.3	241.6
21 Vicente PEREZ	SPA	KTM	241.6	240.5	239.4	238.9	236.3	239.3	241.6
22 Ana CARRASCO	SPA	KTM	241.6	241.6	240.5	240.5	238.9	240.6	241.6
58 Luca LUNETTA	ITA	KTM	241.6	240.0	238.9	235.8	235.2	238.3	241.6
18 Matteo BERTELLE	ITA	HONDA	241.0	237.8	236.8	235.2	234.7	237.1	241.0
54 Riccardo ROSSI	ITA	HONDA	241.0	240.5	240.0	238.4	237.8	239.5	241.0
63 Syarifuddin AZMAN	MAL	KTM	241.0	241.0	240.5	240.5	240.0	240.5	241.0
96 Daniel HOLGADO	SPA	KTM	241.0	240.0	239.4	238.4	238.4	239.4	241.0
82 Stefano NEPA	ITA	KTM	240.5	239.4	239.4	238.9	238.4	239.3	240.5
99 José Antonio RUEDA	SPA	KTM	240.5	240.5	240.0	240.0	239.4	240.1	240.5
53 Deniz ÖNCÜ	TUR	KTM	238.9	238.4	237.8	237.3	236.8	237.7	238.9
64 Mario AJI	INA	HONDA	238.9	236.3	236.3	235.2	235.2	236.4	238.9
70 Joshua WHATLEY	GBR	HONDA	238.9	236.8	236.3	234.7	232.7	235.9	238.9
55 Romano FENATI	ITA	HONDA	236.8	233.7	233.7	233.2	232.7	234.0	236.8

These data/results cannot be reproduced, stored and/or transmitted in whole or in part by any manner of electronic, mechanical, photocopying, recording, broadcasting or otherwise now known or herein after developed without the previous express consent by the copyright owner, except for reproduction in daily press and regular printed publications on sale to the public within 60 days of the event related to those data/results and always provided that copyright symbol appears together as follows below.

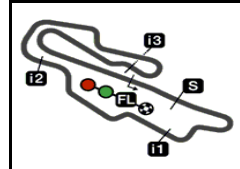
© DORNA, 2023

Official MotoGP Timing by TISSOT
www.motogp.com





Mugello, Friday, June 09, 2023



5245 m.

Moto3™

GRAN PREMIO D'ITALIA OAKLEY

Practice Nr. 2

Chronological Analysis of Performances

9

* Lap / Sector time cancelled		T1 Time from finish line to 1st intermediate				T3 Time from 2nd intermed. to 3rd intermed.								
P Crossing the finish line in pit lane		T2 Time from 1st intermed. to 2nd intermed.				T4 Time from 3rd intermediate to finish line								
Lap	Lap Time	T1	T2	T3	T4	Speed	Lap	Lap Time	T1	T2	T3	T4	Speed	
1st	53	Deniz ÖNCÜ Red Bull KTM Ajo TUR												
		Runs=2	Total laps=15	Full laps=12	Valid laps=9									
1	4'37.504	33.274	24.760	38.251	28.753	160.9	12	2'22.257	41.066	27.325	45.124	28.742	163.1	
2	1'59.819	28.482	24.351	37.068	29.918	234.2	13	1'57.467 *	28.328	24.122	36.795	28.222*	235.2	
3	1'58.537	28.668	24.431	37.158	28.280	232.7	14	1'57.054	28.155	24.049	36.754	28.096	236.8	
4	1'57.941 *	28.383	24.292	36.885*	28.381	233.2	4th 48 Ivan ORTOLÁ Angeluss MTA Team SPA							
5	1'58.471 *	28.252	24.458	37.260*	28.501	236.3								
6	1'57.994	28.324	24.364	36.987	28.319	236.8	1	2'53.602	32.043	24.992	38.380	28.577	156.7	
7	2'00.829	28.947	25.269	37.920	28.693	235.2	2	1'59.389	28.775	24.656	37.364	28.594	229.2	
8	1'57.641	28.285	24.222	36.766	28.368	236.3	3	1'58.546	28.604	24.383	37.105	28.454	230.2	
9	57.144 P	28.630				236.8	4	1'58.618	28.363	24.438	37.321	28.496	230.7	
10	2'17.232 *	43.773	27.846	37.265*	28.348*	140.2	5	58.142 P	28.462				230.7	
11	1'56.709	28.016	24.069	36.573	28.051	237.3	6	2'10.227	34.946	26.348	40.301	28.632	162.8	
12	1'56.485	28.041	23.964	36.475	28.005	238.4	7	1'58.816	28.380	24.277	37.599	28.560	236.8	
13	2'00.354	30.714	24.586	36.702	28.352	237.8	8	1'58.387	28.200	24.350	37.120	28.717	238.9	
14	2'05.393	28.115	23.971	43.109	30.198	235.2	9	57.627 P	28.446				234.2	
15	1'56.780 *	28.224	24.060	36.507*	27.989	238.9	10	2'25.390 *	43.382	27.587	46.084*	28.337*	135.1	
2nd 71 Ayumu SASAKI Liqui Moly Husqvarna JPN							11	1'57.138	28.170	24.074	36.835	28.059	236.8	
		Runs=2	Total laps=12	Full laps=9	Valid laps=7		12	1'57.580	28.270	24.383	36.815	28.112	243.7	
1	4'07.528	33.039	24.887	40.021	28.790	155.6	13	2'14.735 *	32.275	27.081	47.114*	28.265	238.4	
2	1'58.518	28.532	24.516	37.260	28.210	238.4	14	1'56.747 *	28.108	24.049	36.610	27.980*	242.6	
3	1'58.104	28.427	24.503	37.119	28.055	235.2	15	2'01.368 *	30.170	24.521	38.068*	28.609*	238.4	
4	1'58.075	28.425	24.437	37.114	28.099	236.8	5th 19 Scott OGDEN VisionTrack Racing T GBR							
5	1'57.978	28.370	24.322	37.044	28.242	238.4								
6	1'57.882	28.357	24.271	37.174	28.080	240.0	1	2'54.521	32.009	25.245	37.749	28.506	167.4	
7	1'02.301 P	30.686				237.8	2	1'59.280	28.725	24.636	37.403	28.516	236.3	
8	2'00.839	31.522	24.218	37.067	28.032	164.1	3	1'59.916	28.636	25.243	37.477	28.560	231.7	
9	1'56.974	28.010	24.070	36.989	27.905	241.0	4	1'59.171	28.676	24.573	37.402	28.520	229.7	
10	2'12.397 *	29.097	27.860	47.519	27.921*	241.0	5	1'59.017	28.424	24.453	37.421	28.719	231.7	
11	1'56.783 *	28.059	23.990	36.861	27.873*	242.6	6	1'02.332 P	30.958				220.8	
12	2'03.276	29.078	25.373	39.387	29.438	242.1	7	2'05.954 *	33.435	25.364	38.161*	28.994	151.6	
3rd 5 Jaume MASIA Leopard Racing SPA							8	2'00.636 P	28.765	24.774	38.340	28.757	233.2	
		Runs=3	Total laps=14	Full laps=9	Valid laps=6		9	2'03.049 *	32.425	24.933	37.443*	28.248	154.7	
1	3'21.682	31.616	25.180	37.918	28.463	167.4	10	1'57.221	28.125	24.219	36.754	28.123	241.6	
2	1'58.557	28.486	24.560	37.301	28.210	233.7	11	2'11.188	31.097	25.475	46.059	28.557	229.2	
3	1'57.953	28.472	24.430	37.125	27.926	235.8	12	2'00.645 *	28.36*	24.534	38.750	28.994*	237.3	
4	1'57.281	28.271	24.225	36.973	27.812	238.4	6th 55 Romano FENATI Rivacold Snipers Tea ITA							
5	2'02.569 *	28.301	24.319	41.015*	28.934	242.6								
6	1'58.212 *	28.295	24.267	37.251*	28.399	239.4	1	3'14.482	33.237	24.881	37.513	28.449	156.9	
7	1'00.935 P	31.533				235.8	2	1'58.415 *	28.548	24.469	37.046	28.352*	233.2	
8	2'04.472	33.696	24.753	37.587	28.436	157.4	3	1'58.749	28.672	24.540	37.103	28.434	231.2	
9	2'14.533	39.196	24.996	42.011	28.330	233.2	4	57.253 P	28.899				228.3	
10	1'58.044	28.329	24.228	37.087	28.400	236.8	5	2'03.587	32.249	24.891	37.669	28.778	164.1	
11	57.330 P	28.333				235.2	6	1'58.794	28.488	24.496	37.224	28.586	232.2	
							7	1'58.654	28.486	24.471	37.074	28.623	233.7	

Fastest Lap:	Deniz ÖNCÜ	Red Bull KTM Ajo	TUR	1'56.485	28.041	23.964	36.475	28.005
---------------------	------------	------------------	-----	-----------------	--------	--------	--------	--------

These data/results cannot be reproduced, stored and/or transmitted in whole or in part by any manner of electronic, mechanical, photocopying, recording, broadcasting or otherwise now known or herein after developed without the previous express consent by the copyright owner, except for reproduction in daily press and regular printed publications on sale to the public within 60 days of the event related to those data/results and always provided that copyright symbol appears together as follows below.
© DORNA, 2023



Practice Nr. 2

Moto3

Lap	Lap Time	T1	T2	T3	T4	Speed	Lap	Lap Time	T1	T2	T3	T4	Speed
8	58.339 P	29.320				228.3	14	1'57.525	28.128	24.234	36.909	28.254	239.4
9	2'04.099	33.043	24.948	37.278	28.830	160.2	10th 72 Taiyo FURUSATO Honda Team Asia JPN						
10	1'57.938	28.244	24.457	36.739	28.498	232.7	Runs=2 Total laps=14 Full laps=11 Valid laps=8						
11	1'57.449	28.190	24.305	36.676	28.278	233.7	1	3'32.840	32.378	25.405	39.539	29.169	165.8
12	56.600 P	28.257				231.2	2	1'59.658	28.949	24.692	37.634	28.383	235.8
13	2'15.076	31.315	24.320	41.543	37.898	165.6	3	1'59.416 *	28.756	24.531	37.659*	28.470	235.8
14	1'57.441	28.322	24.126	36.764	28.229	236.8	4	1'59.822	28.811	24.660	37.849	28.502	233.2
7th 7 Filippo FARIOLI Red Bull KTM Tech3 ITA							5	1'59.432	28.637	24.733	37.638	28.424	235.2
Runs=2 Total laps=15 Full laps=12 Valid laps=7							6	2'00.869 *	30.22*	24.526*	37.817	28.299	237.8
1	3'18.881	31.867	25.280	38.499	28.534	165.1	7	1'59.995	28.754	24.677	38.150	28.414	240.5
2	2'00.079 *	28.765	24.691	38.051	28.572*	237.8	8	1'59.012	28.477	24.568	37.714	28.253	240.0
3	1'59.255	28.742	24.593	37.720	28.200	233.7	9	59.418 P	29.18*				231.7
4	1'58.972	28.762	24.478	37.624	28.108	238.4	10	2'00.883	31.218	24.540	37.228	27.897	163.8
5	1'59.537 *	28.947	24.595	37.619*	28.376	236.8	11	1'57.594	28.301	24.180	37.185	27.928	242.1
6	1'59.654	28.628	24.636	38.012	28.378	236.8	12	2'09.575	29.600	26.008	45.279	28.688	242.1
7	1'59.395 P	28.71*	24.790*	38.515*	27.379	240.5	13	1'58.073 *	28.348	24.260	37.281	28.184*	240.0
8	2'18.557	38.975	26.919	43.860	28.803	105.6	14	2'03.314	29.351	24.608	40.780	28.575	238.9
9	1'59.034	28.815	24.559	37.455	28.205	229.7	11th 6 Ryusei YAMANAKA Valresa GASGAS Asp JPN						
10	1'58.515 *	28.652	24.565	37.212*	28.086*	232.2	Runs=3 Total laps=13 Full laps=9 Valid laps=7						
11	2'06.075 *	28.436	24.410	37.421*	35.808*	235.2	1	3'17.244	31.557	25.191	38.237	28.774	169.0
12	1'58.482	28.662	24.400	37.275	28.145	236.3	2	1'59.733	28.797	24.856	37.804	28.276	234.2
13	1'58.534	28.440	24.473	37.475	28.146	236.3	3	1'58.936	28.506	24.506	37.589	28.335	236.3
14	2'16.244 *	28.522	24.416	45.806*	37.500	233.2	4	1'58.943 *	28.596	24.605	37.477*	28.265	233.2
15	1'57.489	28.347	24.179	37.135	27.828	241.6	5	1'59.603	28.312	24.722	38.037	28.532	235.8
8th 66 Joel KELSO CFMOTO Racing Pru AUS							6	1'58.861 *	28.193	24.679	37.712*	28.277	241.0
Runs=3 Total laps=11 Full laps=6 Valid laps=5							7	1'59.362 P	28.422	24.645	37.733	28.562	236.8
1	3'33.196	32.244	25.854	42.094	29.223	166.9	8	1'10.127 P	36.438				154.0
2	1'59.680	28.814	24.731	37.687	28.448	240.0	9	2'12.903	30.728	24.737	48.378	29.060	170.8
3	1'59.620	28.653	24.478	37.840	28.649	241.6	10	1'58.525	28.348	24.616	37.265	28.296	238.9
4	1'01.711 P	31.258				241.0	11	2'15.200	29.230	27.507	44.012	34.451	236.3
5	2'04.068	32.938	24.875	37.804	28.451	155.3	12	1'57.619	28.249	24.382	37.013	27.975	242.6
6	1'59.460 *	28.547	24.659	37.760*	28.494	237.8	13	1'57.962	28.154	24.435	37.049	28.324	242.6
7	57.320 P	28.777				240.0	12th 99 José Antonio RUED Red Bull KTM Ajo SPA						
8	2'20.475	36.403	26.138	48.586	29.348	147.1	Runs=2 Total laps=13 Full laps=10 Valid laps=7						
9	2'07.953	36.211	24.875	38.281	28.586	237.3	1	3'25.471	31.798	25.381	38.220	28.586	166.9
10	2'08.939	28.178	24.358	46.661	29.742	244.3	2	1'59.893	28.888	24.832	37.723	28.450	236.3
11	1'57.521	28.135	24.239	37.162	27.985	243.7	3	1'59.185	28.659	24.726	37.415	28.385	234.7
PIT 36.227 242.6							4	1'59.821 *	28.544	25.064	37.966*	28.247	235.2
9th 82 Stefano NEPA Angeluss MTA Team ITA							5	1'58.192	28.441	24.520	37.116	28.115	240.0
Runs=2 Total laps=14 Full laps=11 Valid laps=9							6	1'59.724 *	28.808	24.928*	37.634	28.354	237.3
1	3'26.048	32.029	25.136	38.040	28.497	167.7	7	1'58.902	28.504	24.579	37.445	28.374	240.5
2	2'00.329	28.657	24.596	37.888	29.188	233.7	8	1'59.505 P	28.506	24.606	37.870	28.523	237.8
3	1'58.784	28.637	24.581	37.431	28.135	233.7	9	2'12.908 *	40.716	25.364	38.439*	28.389	153.6
4	1'58.814 *	28.453	24.617	37.499*	28.245	235.8	10	1'57.823	28.415	24.564	36.974	27.870	239.4
5	1'58.595	28.509	24.476	37.292	28.318	233.7	11	1'59.149 *	28.987	24.817	37.085	28.260*	240.5
6	1'58.490 *	28.466	24.493	37.265*	28.266	236.3	12	1'57.769	28.264	24.360	37.006	28.139	240.0
7	1'58.307	28.466	24.365	37.339	28.137	236.3	13	2'01.506	29.782	24.854	38.438	28.432	238.4
8	1'58.154	28.409	24.386	37.164	28.195	235.8	13th 16 Andrea MIGNO CIP Green Power ITA						
9	56.428 P	28.344				238.4	Runs=3 Total laps=14 Full laps=9 Valid laps=9						
10	2'13.207	30.839	24.679	48.968	28.721	172.2	1	3'23.347	32.440	25.185	37.809	28.329	158.3
11	1'57.724	28.305	24.279	36.951	28.189	238.9	2	1'59.305	28.707	24.639	37.425	28.534	234.2
12	2'13.638	32.868	27.743	44.683	28.344	240.5	3	1'58.904	28.606	24.434	37.466	28.398	233.2
13	1'57.725	28.463	24.275	37.117	27.870	239.4							

Fastest Lap: Deniz ÖNCÜ Red Bull KTM Ajo TUR 1'56.485 28.041 23.964 36.475 28.005

These data/results cannot be reproduced, stored and/or transmitted in whole or in part by any manner of electronic, mechanical, photocopying, recording, broadcasting or otherwise now known or herein after developed without the previous express consent by the copyright owner, except for reproduction in daily press and regular printed publications on sale to the public within 60 days of the event related to those data/results and always provided that copyright symbol appears together as follows below.
© DORNA, 2023

Practice Nr. 2

Moto3

Lap	Lap Time	T1	T2	T3	T4	Speed	Lap	Lap Time	T1	T2	T3	T4	Speed
4	2'03.554	28.542	24.523	41.972	28.517	233.2	14	2'05.553	33.128	25.579	38.375	28.471	150.0
5	1'58.370	28.519	24.407	37.164	28.280	236.8	15	1'58.457 *	28.359	24.386	37.167	28.545*	237.8
6	57.784 P	28.931				240.0	17th 27 Kaito TOBA SIC58 Squadra Corse JPN						
7	2'05.291	34.069	25.003	37.585	28.634	135.5	Runs=2	Total laps=15	Full laps=12	Valid laps=7			
8	1'59.494	28.750	24.588	37.503	28.653	233.2	1	3'31.484	32.025	25.199	39.198	29.067	167.1
9	1'59.046	28.694	24.496	37.385	28.471	230.2	2	2'00.363 *	28.992	24.719	37.936*	28.716	232.7
10	57.394 P	29.595				230.2	3	2'01.384 *	28.757	24.768	38.851*	29.008*	232.7
11	2'18.875	32.484	25.788	51.087	29.516	164.3	4	1'58.801 *	28.525	24.533	37.403*	28.340	237.3
12	2'10.516	28.523	28.637	44.914	28.442	238.9	5	1'59.157 *	28.410	24.527	37.575*	28.645	241.0
13	2'00.154	29.025	24.874	37.140	29.115	246.5	6	1'59.362	28.525	24.564	37.654	28.619	237.8
14	1'57.938	28.205	24.207	37.106	28.420	239.4	7	1'59.385	28.549	24.636	37.581	28.619	236.3
14th 10 Diogo MOREIRA MT Helmets - MSI BRA							8	1'59.862	28.733	24.542	37.744	28.843	234.7
1	3'41.986	31.646	25.297	38.644	28.571	168.4	9	1'59.609	28.652	24.658	37.538	28.761	236.3
2	2'00.719	28.956	24.851	38.240	28.672	235.8	10	1'59.478	28.891	24.575	37.620	28.392	237.8
3	2'00.115	28.862	24.682	38.040	28.531	234.7	11	58.018 P	28.620				238.9
4	1'00.122 P	29.037				235.2	12	2'20.416	35.164	25.662	51.079	28.511	155.8
5	2'04.704 *	33.025	25.049	38.077*	28.553	145.5	13	2'09.372 *	28.448	24.577	47.301	29.046*	242.1
6	1'59.443	28.574	24.616	37.731	28.522	236.8	14	1'58.066	28.279	24.228	37.124	28.435	236.3
7	1'59.544	28.532	24.628	37.746	28.638	236.8	15	1'58.354	28.458	24.293	37.237	28.366	235.8
8	1'59.133	28.585	24.397	37.669	28.482	240.0	18th 24 Tatsuki SUZUKI Leopard Racing JPN						
9	57.650 P	28.601				238.4	Runs=3	Total laps=10	Full laps=5	Valid laps=1			
10	2'00.237	30.435	24.391	37.099	28.312	170.6	1	3'22.312	32.363	24.994	37.684	28.195	161.6
11	1'57.958	28.091	24.350	37.223	28.294	242.1	2	1'58.117	28.470	24.401	37.177	28.069	240.5
12	2'09.070	28.354	25.317	47.193	28.206	239.4	3	1'57.872 *	28.420	24.429	37.146*	27.877	241.6
13	1'57.562 *	28.132	24.300	37.073	28.057*	241.0	4	1'57.371 *	28.359	24.275	37.012*	27.725	241.6
15th 96 Daniel HOLGADO Red Bull KTM Tech3 SPA							5	1'05.433 P	28.411				240.5
1	3'13.404	32.011	24.962	37.872	28.391	166.4	6	2'04.868 *	34.804	24.709	37.310*	28.045	152.5
2	2'00.355 *	28.576	24.662	37.691	29.426*	234.2	7	2'11.374 *	28.271	24.225	50.258	28.620*	240.0
3	1'57.963	28.275	24.385	37.399	27.904	241.0	8	2'00.267 P	28.688	26.657	37.446*	27.476	236.3
4	1'58.240	28.240	24.385	37.522	28.093	238.4	9	2'24.581	41.112	28.084	47.240	28.145	159.0
5	1'58.655	28.363	24.665	37.450	28.177	237.3	10	1'57.696 *	28.084	24.195	37.083	28.334*	246.5
6	1'58.676	28.329	24.632	37.463	28.252	237.8	19th 18 Matteo BERTELLE Rivacold Snipers Tea ITA						
7	1'02.150 P	28.475				238.4	Runs=3	Total laps=15	Full laps=10	Valid laps=8			
8	2'03.263 *	33.096	24.606	37.350*	28.211	152.1	1	3'07.869	33.295	25.206	38.122	28.688	160.7
9	2'12.754 *	28.243	24.376*	51.885	28.250*	239.4	2	1'59.892	28.887	24.713	37.618	28.674	229.7
unfinished	28.178	24.380				240.0	3	1'59.409	28.825	24.518	37.489	28.577	229.7
16th 43 Xavier ARTIGAS CFMOTO Racing Pru SPA							4	2'05.095	32.814	26.281	37.573	28.427	228.3
1	3'33.382	32.571	25.117	39.032	30.412	160.2	5	1'58.529	28.438	24.300	37.158	28.633	235.2
2	1'59.090	28.476	24.697	37.664	28.253	242.1	6	2'07.373	30.920	29.365	38.673	28.415	234.7
3	1'59.830	28.673	24.476	38.097	28.584	233.7	7	1'58.152	28.346	24.269	37.106	28.431	237.8
4	2'01.943	28.514	27.274	37.872	28.283	236.8	8	59.633 P	30.257				231.2
5	1'58.468	28.437	24.459	37.325	28.247	240.0	9	2'05.948	33.526	25.391	38.315	28.716	162.1
6	1'58.000	28.239	24.308	37.321	28.132	242.1	10	1'58.312	28.626	24.344	36.999	28.343	232.2
7	1'03.066 P	31.198				236.8	11	1'57.933 *	28.413	24.260*	36.887	28.373	230.7
8	1'04.749 P	33.714				154.7	12	58.019 P	29.528				230.7
9	2'09.802	35.173	25.204	40.559	28.866	133.9	13	2'16.972	35.904	26.651	45.938	28.479	164.1
10	59.117 P	30.091				234.7	14	2'17.776	33.860	29.943	45.855	28.118	236.8
11	2'01.857	31.305	24.623	37.550	28.379	164.1	15	1'56.799 *	27.970	24.028	36.848	27.953*	241.0
12	1'58.151	28.125	24.378	37.259	28.389	241.6	20th 80 David ALONSO Valresa GASGAS Asp COL						
13	1'57.408 P	28.363	24.458	37.309	27.278	238.9	Runs=3	Total laps=15	Full laps=11	Valid laps=9			
							1	3'18.708	31.736	25.057	38.304	28.437	168.4
							2	1'59.357	28.726	24.805	37.507	28.319	236.3

Fastest Lap: Deniz ÖNCÜ Red Bull KTM Ajo TUR **1'56.485** 28.041 23.964 36.475 28.005

These data/results cannot be reproduced, stored and/or transmitted in whole or in part by any manner of electronic, mechanical, photocopying, recording, broadcasting or otherwise now known or herein after developed without the previous express consent by the copyright owner, except for reproduction in daily press and regular printed publications on sale to the public within 60 days of the event related to those data/results and always provided that copyright symbol appears together as follows below.
© DORNA, 2023

Practice Nr. 2

Moto3

Lap	Lap Time	T1	T2	T3	T4	Speed	Lap	Lap Time	T1	T2	T3	T4	Speed
3	1'58.795	28.562	24.590	37.491	28.152	237.3	11	2'09.539 P	28.275	24.694	51.072	25.498	239.4
4	1'58.338	28.531	24.337	37.458	28.012	240.0	12	1'00.745 P	31.508				168.4
5	1'58.917	28.254	24.459	37.733	28.471	240.5	13	2'18.866	39.603	25.873	42.666	30.724	138.1
6	2'18.089	43.213	26.604	40.041	28.231	238.9	14	1'58.670	28.628	24.375	37.380	28.287	240.5
7	1'59.280	28.488	24.687	37.664	28.441	243.7	24th 58 Luca LUNETTA MT Helmets - MSI ITA						
8	1'58.951 *	28.447	24.569*	37.550	28.385	238.9	Runs=2 Total laps=11 Full laps=8 Valid laps=7						
9	1'58.856	28.545	24.455	37.289	28.567	240.0	1	3'15.458	34.115	25.502	38.680	28.656	158.5
10	1'59.370	28.842	24.592	37.498	28.438	235.8	2	2'00.689	29.136	24.896	38.056	28.601	230.2
11	1'01.046 P	29.857				233.7	3	2'00.080	29.041	24.756	37.950	28.333	230.7
12	2'11.510 P	31.253	24.723	48.143	27.391	165.6	4	1'59.010	28.545	24.584	37.704	28.177	241.6
13	2'01.240	31.077	24.512	37.240	28.411	166.4	5	1'59.421	28.687	24.495	37.636	28.603	238.9
14	1'58.526	28.421	24.600	37.321	28.184	236.8	6	1'00.325 P	28.700				240.0
15	1'59.275 *	28.349	24.546	37.223	29.157*	238.4	7	2'06.440	32.559	25.284	39.491	29.106	163.6
21st 54 Riccardo ROSSI SIC58 Squadra Corse ITA							25th 64 Mario AJI Honda Team Asia INA						
Runs=2 Total laps=11 Full laps=8 Valid laps=5							Runs=4 Total laps=15 Full laps=8 Valid laps=4						
1	3'32.795	32.313	25.172	39.688	29.256	165.3	1	3'14.660	31.870	24.931	37.950	29.178	164.6
2	1'59.662 *	28.824	24.783	37.557*	28.498*	234.7	2	1'58.784	28.539	24.533	37.114	28.598	235.2
3	2'01.669 *	29.415	25.416	38.106*	28.732*	234.2	3	1'58.857	28.745	24.484	37.443	28.185	231.2
4	1'58.985	28.501	24.521	37.587	28.376	236.3	4	2'03.682 *	28.650	25.224	38.373*	31.435	235.2
5	1'59.071	28.439	24.454	37.693	28.485	237.8	5	2'02.528	28.506	24.967	38.192	30.863	236.3
6	1'58.482	28.470	24.395	37.415	28.202	240.0	6	1'59.844 *	28.568	24.727*	38.049	28.500	234.7
7	1'04.060 P	32.294				233.7	7	1'59.272	28.409	24.679	37.524	28.660	236.3
8	2'02.736 *	31.642	24.677	37.632*	28.785	165.1	8	1'04.916 P	32.526				223.1
9	1'58.921	28.399	24.692	37.388	28.442	238.4	9	2'10.820	31.872	25.183	42.644	31.121	163.3
10	2'09.815	28.245	25.477	47.568	28.525	241.0	10	1'04.568 P	29.967				224.5
11	1'58.041 *	28.181	24.274	37.084	28.502*	240.5	11	2'07.513	31.565	27.520	38.991	29.437	168.7
22nd 70 Joshua WHATLEY VisionTrack Racing T GBR							26th 63 Syarifuddin AZMAN MT Helmets - MSI MAL						
Runs=3 Total laps=13 Full laps=8 Valid laps=7							Runs=2 Total laps=11 Full laps=8 Valid laps=5						
1	2'54.306	37.611	33.946	41.499	28.969	130.2	1	3'14.765	32.564	25.671	41.599	30.858	165.6
2	2'00.659	29.224	24.839	37.772	28.824	229.2	2	2'00.689 *	28.957	24.901	38.092*	28.739*	238.4
3	2'00.566	29.222	24.909	37.673	28.762	228.8	3	2'00.678 *	28.890	25.255	38.125	28.408*	233.2
4	2'01.805 *	28.987	25.079	38.519*	29.220	228.8	4	1'59.512	28.827	24.737	37.827	28.121	238.4
5	2'06.179 P	29.107	25.289	40.927	30.856	229.2	5	2'02.482	28.764	24.900	39.033	29.785	241.0
6	2'05.391	34.112	25.004	37.574	28.701	140.0	6	1'59.068	28.557	24.578	37.678	28.255	240.0
7	1'59.564	28.596	24.760	37.513	28.695	236.3	7	2'03.702 P	28.69*	27.256	40.400*	27.354	240.5
8	1'59.627	28.742	24.710	37.571	28.604	232.7	8	2'30.468	35.788	26.448	58.894	29.338	133.3
9	57.394 P	29.151				228.8	9	2'09.646	28.971	25.167	46.279	29.229	239.4
10	2'19.422	33.116	25.654	49.878	30.774	153.8	10	2'03.507	28.549	24.835	41.511	28.612	240.5
11	2'10.913	28.711	24.568	41.319	36.315	236.8	11	2'09.597 *	28.643	25.648	43.766*	31.540*	240.0
12	1'58.642	28.415	24.514	37.130	28.583	238.9	unfinished	28.643	24.694	37.415		241.0	
13	2'05.918	34.001	24.843	37.972	29.102	234.7	27th 95 Collin VEIJER Liqui Moly Husqvarna NED						
Runs=4 Total laps=14 Full laps=8 Valid laps=4							Runs=3 Total laps=13 Full laps=8 Valid laps=7						
1	3'13.876	40.797	26.072	38.075	28.485	102.0	1	4'06.891	33.540	25.590	39.061	29.134	157.2
2	1'59.038 *	28.520	24.539	37.810	28.169*	236.3	2	2'00.399	29.121	25.005	37.816	28.457	230.2
3	1'59.178	28.669	24.745	37.685	28.079	235.8							
4	1'59.258 *	28.397	24.626	37.756*	28.479	240.5							
5	1'59.474 *	28.526	24.791	37.671*	28.486	237.3							
6	2'05.892	30.776	27.606	39.009	28.501	240.5							
7	1'59.559 *	28.63*	24.742	37.615*	28.564	243.7							
8	2'00.761	28.718	25.006	38.214	28.823	236.8							
9	57.725 P	28.645				237.8							
10	2'31.625	41.220	36.064	45.552	28.789	137.0							

Fastest Lap: Deniz ÖNCÜ Red Bull KTM Ajo TUR **1'56.485** 28.041 23.964 36.475 28.005

These data/results cannot be reproduced, stored and/or transmitted in whole or in part by any manner of electronic, mechanical, photocopying, recording, broadcasting or otherwise now known or herein after developed without the previous express consent by the copyright owner, except for reproduction in daily press and regular printed publications on sale to the public within 60 days of the event related to those data/results and always provided that copyright symbol appears together as follows below.
© DORNA, 2023

Practice Nr. 2

Moto3

Lap	Lap Time	T1	T2	T3	T4	Speed	Lap	Lap Time	T1	T2	T3	T4	Speed
3	1'59.553	28.793	24.650	37.737	28.373	232.2							
4	1'59.526	28.725	24.645	37.640	28.516	231.7							
5	1'59.549	28.641	24.710	37.662	28.536	233.7							
6	59.225 P	28.717				235.8							
7	2'10.282	33.422	25.746	42.161	28.953	157.4							
8	1'59.526	28.889	24.665	37.605	28.367	230.2							
9	2'00.915 *	28.708	24.615	37.868*	29.724	233.2							
10	2'01.511	28.694	24.705	38.074	30.038	232.7							
11	1'59.399	28.638	24.673	37.759	28.329	242.6							
12	1'00.493 P	31.837				237.8							
13	2'07.155 *	31.799	25.172	39.556	30.628*	166.4							

28th 22 Ana CARRASCO BOE Motorsports SPA
 Runs=2 Total laps=13 Full laps=10 Valid laps=9

1	2'35.496	32.886	25.703	40.375	29.262	164.1							
2	2'02.176	29.255	25.030	38.643	29.248	229.7							
3	2'01.295	28.999	25.036	38.304	28.956	237.3							
4	2'12.044 *	28.956	25.055	39.350*	38.683	233.7							
5	2'01.707	28.982	25.184	38.602	28.939	232.2							
6	2'15.481	28.989	25.516	41.830	39.146	238.9							
7	1'02.259 P	29.116				236.8							
8	2'33.019	38.863	26.278	55.081	32.797	140.6							
9	2'10.370	29.252	25.422	46.482	29.214	238.4							
10	2'00.074	28.682	24.772	37.835	28.785	240.5							
11	2'13.882	28.625	24.897	42.460	37.900	241.6							
12	2'00.859	28.671	24.762	37.696	29.730	241.6							
13	1'59.594	28.552	24.588	37.773	28.681	240.5							

29th 21 Vicente PEREZ BOE Motorsports SPA
 Runs=4 Total laps=12 Full laps=6 Valid laps=1

1	2'35.524	32.893	25.434	41.360	28.842	163.3							
2	2'00.190	28.873	24.781	37.863	28.673	234.2							
3	2'01.811 *	28.987	24.753	38.131*	29.940	231.7							
4	1'58.849 *	28.686	24.406	37.402*	28.355	238.9							
5	1'06.370 P	32.614				236.3							
6	2'05.153 *	33.065	25.406	37.957*	28.725	158.3							
7	1'59.135 *	28.574	24.620	37.454*	28.487	239.4							
8	1'59.005 *	28.75*	24.548	37.295*	28.406*	235.8							
9	59.394 P	29.321				232.7							
10	1'02.610 P	33.122				159.2							
11	2'37.355	55.522	27.818	45.375	28.640	79.7							
12	1'57.495 *	28.453	24.149	36.926	27.967*	240.5							
	PIT	28.414				241.6							

Fastest Lap: Deniz ÖNCÜ Red Bull KTM Ajo TUR **1'56.485** 28.041 23.964 36.475 28.005

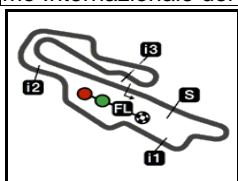
These data/results cannot be reproduced, stored and/or transmitted in whole or in part by any manner of electronic, mechanical, photocopying, recording, broadcasting or otherwise now known or herein after developed without the previous express consent by the copyright owner, except for reproduction in daily press and regular printed publications on sale to the public within 60 days of the event related to those data/results and always provided that copyright symbol appears together as follows below.
 © DORNA, 2023

Official MotoGP Timing by TISSOT
 www.motogp.com

Mugello, Friday, June 09, 2023

Page 5 of 5





5245 m.

GRAN PREMIO D'ITALIA OAKLEY

Practice Nr. 2

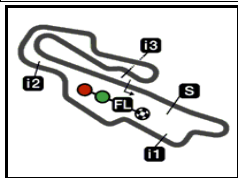
Best Partial Times

IT Ideal Lap Time, sum of the best partial times

BT Best Lap Time

T1		T2		T3		T4				IT		BT
Pos	Rider	Time	Rider	Time	Rider	Time	Rider	Time	Pos	Rider	IT	BT
1	M.BERTELLE	27.970	D.ÖNCÜ	23.964	D.ÖNCÜ	36.475	T.SUZUKI	27.725	1	D.ÖNCÜ	1'56.444	1'56.485 (1)
2	A.SASAKI	28.010	A.SASAKI	23.990	I.ORTOLÁ	36.610	J.MASIA	27.812	2	A.SASAKI	1'56.766	1'56.974 (2)
3	D.ÖNCÜ	28.016	M.BERTELLE	24.028	R.FENATI	36.676	F.FARIOLI	27.828	3	J.MASIA	1'56.770	1'57.054 (3)
4	T.SUZUKI	28.084	J.MASIA	24.049	J.MASIA	36.754	S.NEPA	27.870	4	I.ORTOLÁ	1'56.826	1'57.138 (4)
5	D.MOREIRA	28.091	I.ORTOLÁ	24.049	S.OGDEN	36.754	J.RUEDA	27.870	5	M.BERTELLE	1'56.964	1'58.152 (19)
6	I.ORTOLÁ	28.108	R.FENATI	24.126	M.BERTELLE	36.848	T.FURUSATO	27.897	6	T.SUZUKI	1'57.087	1'58.117 (18)
7	S.OGDEN	28.125	V.PEREZ	24.149	A.SASAKI	36.861	D.HOLGADO	27.904	7	S.NEPA	1'57.141	1'57.525 (9)
8	X.ARTIGAS	28.125	F.FARIOLI	24.179	S.NEPA	36.909	A.SASAKI	27.905	8	S.OGDEN	1'57.221	1'57.221 (5)
9	S.NEPA	28.128	T.FURUSATO	24.180	V.PEREZ	36.926	R.YAMANAKA	27.975	8	R.FENATI	1'57.221	1'57.441 (6)
10	J.KELSO	28.135	T.SUZUKI	24.195	J.RUEDA	36.974	J.KELSO	27.985	10	J.RUEDA	1'57.468	1'57.769 (12)
11	R.YAMANAKA	28.154	A.MIGNO	24.207	R.YAMANAKA	37.013	D.ÖNCÜ	27.989	11	F.FARIOLI	1'57.489	1'57.489 (7)
12	J.MASIA	28.155	S.OGDEN	24.219	M.AJI	37.038	D.ALONSO	28.012	12	J.KELSO	1'57.521	1'57.521 (8)
13	D.HOLGADO	28.178	K.TOBA	24.228	D.MOREIRA	37.073	I.ORTOLÁ	28.059	13	R.YAMANAKA	1'57.524	1'57.619 (11)
14	R.ROSSI	28.181	S.NEPA	24.234	T.SUZUKI	37.083	D.SALVADOR	28.079	14	T.FURUSATO	1'57.563	1'57.594 (10)
15	R.FENATI	28.190	J.KELSO	24.239	R.ROSSI	37.084	M.BERTELLE	28.118	15	D.MOREIRA	1'57.670	1'57.958 (14)
16	A.MIGNO	28.205	R.ROSSI	24.274	A.MIGNO	37.106	S.AZMAN	28.121	16	X.ARTIGAS	1'57.732	1'58.000 (16)
17	M.AJI	28.249	D.MOREIRA	24.300	K.TOBA	37.124	S.OGDEN	28.123	17	R.ROSSI	1'57.741	1'58.482 (21)
18	D.ALONSO	28.254	X.ARTIGAS	24.308	J.WHATLEY	37.130	X.ARTIGAS	28.132	18	A.MIGNO	1'57.798	1'57.938 (13)
19	J.RUEDA	28.264	D.ALONSO	24.337	F.FARIOLI	37.135	L.LUNETTA	28.177	19	D.ALONSO	1'57.826	1'58.338 (20)
20	D.SALVADOR	28.275	J.RUEDA	24.360	J.KELSO	37.162	M.AJI	28.185	20	V.PEREZ	1'57.844	2'00.190 (29)
21	K.TOBA	28.279	D.SALVADOR	24.375	X.ARTIGAS	37.167	R.ROSSI	28.202	21	D.HOLGADO	1'57.861	1'57.963 (15)
22	T.FURUSATO	28.301	D.HOLGADO	24.380	T.FURUSATO	37.185	D.MOREIRA	28.206	22	M.AJI	1'57.886	1'58.784 (25)
23	F.FARIOLI	28.347	R.YAMANAKA	24.382	D.ALONSO	37.223	R.FENATI	28.229	23	K.TOBA	1'57.971	1'58.066 (17)
24	V.PEREZ	28.414	M.AJI	24.414	D.SALVADOR	37.380	A.MIGNO	28.280	24	D.SALVADOR	1'58.109	1'58.670 (23)

These data/results cannot be reproduced, stored and/or transmitted in whole or in part by any manner of electronic, mechanical, photocopying, recording, broadcasting or otherwise now known or herein after developed without the previous express consent by the copyright owner, except for reproduction in daily press and regular printed publications on sale to the public within 60 days of the event related to those data/results and always provided that copyright symbol appears together as follows below.
© DORNA, 2023



5245 m.

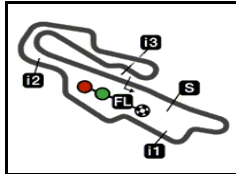
GRAN PREMIO D'ITALIA OAKLEY**Practice Nr. 2****Best Partial Times****Moto3™***IT* Ideal Lap Time, sum of the best partial times*BT* Best Lap Time

T1		T2		T3		T4				<i>IT</i>	<i>BT</i>	
<i>Pos</i>	<i>Rider</i>	<i>Time</i>	<i>Rider</i>	<i>Time</i>	<i>Rider</i>	<i>Time</i>	<i>Rider</i>	<i>Time</i>	<i>Pos</i>	<i>Rider</i>		
25	J.WHATLEY	28.415	L.LUNETTA	24.466	D.HOLGADO	37.399	C.VEIJER	28.329	25	L.LUNETTA	1'58.475	1'58.753 (24)
26	L.LUNETTA	28.425	J.WHATLEY	24.514	L.LUNETTA	37.407	K.TOBA	28.340	26	J.WHATLEY	1'58.642	1'58.642 (22)
27	S.AZMAN	28.549	S.AZMAN	24.578	S.AZMAN	37.415	V.PEREZ	28.355	27	S.AZMAN	1'58.663	1'59.068 (26)
28	A.CARRASCO	28.552	A.CARRASCO	24.588	C.VEIJER	37.605	J.WHATLEY	28.583	28	C.VEIJER	1'59.187	1'59.399 (27)
29	C.VEIJER	28.638	C.VEIJER	24.615	A.CARRASCO	37.696	A.CARRASCO	28.681	29	A.CARRASCO	1'59.517	1'59.594 (28)

These data/results cannot be reproduced, stored and/or transmitted in whole or in part by any manner of electronic, mechanical, photocopying, recording, broadcasting or otherwise now known or herein after developed without the previous express consent by the copyright owner, except for reproduction in daily press and regular printed publications on sale to the public within 60 days of the event related to those data/results and always provided that copyright symbol appears together as follows below.
© DORNA, 2023

Official MotoGP Timing by **TISSOT**
www.motogp.com






5245 m.

GRAN PREMIO D'ITALIA OAKLEY

Practice Nr. 2

Fastest Laps Sequence

<i>Practice Time</i>	 <i>Rider</i>	<i>Nation</i>	<i>Motorcycle</i>	<i>Time</i>	<i>Km/h</i>	<i>Rider's Lap</i>
4'35.714	21 Vicente PEREZ	SPA	KTM	2'00.190	157.1	2
4'52.991	48 Ivan ORTOLÁ	SPA	KTM	1'59.389	158.1	2
4'53.801	19 Scott OGDEN	GBR	HONDA	1'59.280	158.2	2
5'13.444	64 Mario AJI	INA	HONDA	1'58.784	158.9	2
5'20.239	5 Jaume MASIA	SPA	HONDA	1'58.557	159.2	2
5'20.429	24 Tatsuki SUZUKI	JPN	HONDA	1'58.117	159.8	2
7'11.722	96 Daniel HOLGADO	SPA	KTM	1'57.963	160.0	3
7'18.192	5 Jaume MASIA	SPA	HONDA	1'57.953	160.0	3
9'15.473	5 Jaume MASIA	SPA	HONDA	1'57.281	160.9	4
28'48.079	53 Deniz ÖNCÜ	TUR	KTM	1'56.709	161.7	11
30'44.564	53 Deniz ÖNCÜ	TUR	KTM	1'56.485	162.0	12

These data/results cannot be reproduced, stored and/or transmitted in whole or in part by any manner of electronic, mechanical, photocopying, recording, broadcasting or otherwise now known or herein after developed without the previous express consent by the copyright owner, except for reproduction in daily press and regular printed publications on sale to the public within 60 days of the event related to those data/results and always provided that copyright symbol appears together as follows below.

© DORNA, 2023

Official MotoGP Timing by TISSOT
www.motogp.com

Mugello, Friday, June 09, 2023

