

5245 m.

## GRAN PREMIO D'ITALIA OAKLEY

## Practice Nr. 1

## Classification

3

	Rider	Nation	Team	Motorcycle	Time	Lap Total	Gap	Top Speed
1	73 Alex MARQUEZ	SPA	Gresini Racing MotoGP	DUCATI	<b>1'46.121</b>	17 18		<b>354.0</b>
2	20 Fabio QUARTARARO	FRA	Monster Energy Yamaha MotoGP	YAMAHA	<b>1'46.208</b>	16 18	0.087 0.087	<b>348.3</b>
3	33 Brad BINDER	RSA	Red Bull KTM Factory Racing	KTM	<b>1'46.225</b>	18 18	0.104 0.017	<b>356.4</b>
4	72 Marco BEZZECCHI	ITA	Mooney VR46 Racing Team	DUCATI	<b>1'46.301</b>	18 18	0.180 0.076	<b>351.7</b>
5	5 Johann ZARCO	FRA	Prima Pramac Racing	DUCATI	<b>1'46.335</b>	16 18	0.214 0.034	<b>355.2</b>
6	89 Jorge MARTIN	SPA	Prima Pramac Racing	DUCATI	<b>1'46.361</b>	17 19	0.240 0.026	<b>352.9</b>
7	21 Franco MORBIDELLI	ITA	Monster Energy Yamaha MotoGP	YAMAHA	<b>1'46.400</b>	16 16	0.279 0.039	<b>349.5</b>
8	12 Maverick VIÑALES	SPA	Aprilia Racing	APRILIA	<b>1'46.404</b>	16 18	0.283 0.004	<b>352.9</b>
9	93 Marc MARQUEZ	SPA	Repsol Honda Team	HONDA	<b>1'46.409</b>	16 16	0.288 0.005	<b>350.6</b>
10	25 Raul FERNANDEZ	SPA	CryptoDATA RNF MotoGP Team	APRILIA	<b>1'46.428</b>	15 16	0.307 0.019	<b>349.5</b>
11	51 Michele PIRRO	ITA	Aruba.it Racing	DUCATI	<b>1'46.488</b>	15 17	0.367 0.060	<b>351.7</b>
12	42 Alex RINS	SPA	LCR Honda CASTROL	HONDA	<b>1'46.506</b>	17 19	0.385 0.018	<b>348.3</b>
13	30 Takaaki NAKAGAMI	JPN	LCR Honda IDEMITSU	HONDA	<b>1'46.506</b>	18 19	0.385	<b>350.6</b>
14	43 Jack MILLER	AUS	Red Bull KTM Factory Racing	KTM	<b>1'46.564</b>	16 17	0.443 0.058	<b>352.9</b>
15	23 Enea BASTIANINI	ITA	Ducati Lenovo Team	DUCATI	<b>1'46.801</b>	16 18	0.680 0.237	<b>355.2</b>
16	1 Francesco BAGNAIA	ITA	Ducati Lenovo Team	DUCATI	<b>1'46.839</b>	12 16	0.718 0.038	<b>351.7</b>
17	49 Fabio DI GIANNANTONIO	ITA	Gresini Racing MotoGP	DUCATI	<b>1'46.889</b>	17 17	0.768 0.050	<b>349.5</b>
18	10 Luca MARINI	ITA	Mooney VR46 Racing Team	DUCATI	<b>1'46.934</b>	16 18	0.813 0.045	<b>351.7</b>
19	37 Augusto FERNANDEZ	SPA	GASGAS Factory Racing Tech3	KTM	<b>1'47.442</b>	19 20	1.321 0.508	<b>348.3</b>
20	36 Joan MIR	SPA	Repsol Honda Team	HONDA	<b>1'47.614</b>	15 16	1.493 0.172	<b>351.7</b>
21	88 Miguel OLIVEIRA	POR	CryptoDATA RNF MotoGP Team	APRILIA	<b>1'47.853</b>	6 17	1.732 0.239	<b>354.0</b>
22	41 Aleix ESPARGARO	SPA	Aprilia Racing	APRILIA	<b>1'48.102</b>	6 8	1.981 0.249	<b>350.6</b>
23	32 Lorenzo SAVADORI	ITA	Aprilia Racing	APRILIA	<b>1'48.165</b>	17 17	2.044 0.063	<b>355.2</b>
24	94 Jonas FOLGER	GER	GASGAS Factory Racing Tech3	KTM	<b>1'48.482</b>	18 18	2.361 0.317	<b>343.9</b>

Practice condition: Dry

Air: 23°

Humidity: 72%

Ground: 33°

<b>Fastest Lap:</b>	Lap: 17	<b>Alex MARQUEZ</b>	<b>1'46.121</b>	177.9 Km/h
<b>Best Race Lap:</b>	2022	<b>Francesco BAGNAIA</b>	<b>1'46.588</b>	177.1 Km/h
<b>All Time Lap Record:</b>	2021	<b>Fabio QUARTARARO</b>	<b>1'45.187</b>	179.5 Km/h

The results are provisional until the end of the limit for protest and appeals.

Time limit for protest expires 30' after publication of the results - ..... Time: .....

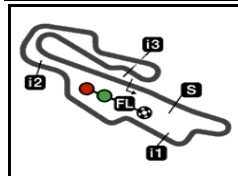
These data/results cannot be reproduced, stored and/or transmitted in whole or in part by any manner of electronic, mechanical, photocopying, recording, broadcasting or otherwise now known or herein after developed without the previous express consent by the copyright owner, except for reproduction in daily press and regular printed publications on sale to the public within 60 days of the event related to those data/results and always provided that copyright symbol appears together as follows below.

© DORNA, 2023

Official MotoGP Timing by TISSOT  
www.motogp.com

Mugello, Friday, June 09, 2023





5245 m.

## GRAN PREMIO D'ITALIA OAKLEY

## Practice Nr. 1

## Top Speed &amp; Average

4



Rider	Nation	Motorcycle	Top 5 speeds					Average	Top
33 Brad BINDER	RSA	KTM	356.4	356.4	355.2	354.0	354.0	355.2	356.4
5 Johann ZARCO	FRA	DUCATI	355.2	354.0	354.0	351.7	349.5	352.9	355.2
23 Enea BASTIANINI	ITA	DUCATI	355.2	354.0	354.0	352.9	351.7	353.3	355.2
32 Lorenzo SAVADORI	ITA	APRILIA	355.2	354.0	350.6	350.6	347.2	350.3	355.2
73 Alex MARQUEZ	SPA	DUCATI	354.0	352.9	351.7	350.6	350.6	352.0	354.0
88 Miguel OLIVEIRA	POR	APRILIA	354.0	349.5	349.5	348.3	347.2	349.3	354.0
12 Maverick VIÑALES	SPA	APRILIA	352.9	351.7	350.6	350.6	350.6	351.3	352.9
43 Jack MILLER	AUS	KTM	352.9	351.7	350.6	350.6	350.6	351.2	352.9
89 Jorge MARTIN	SPA	DUCATI	352.9	352.9	351.7	351.7	349.5	351.7	352.9
1 Francesco BAGNAIA	ITA	DUCATI	351.7	349.5	348.3	348.3	348.3	349.2	351.7
10 Luca MARINI	ITA	DUCATI	351.7	350.6	349.5	349.5	349.5	349.9	351.7
36 Joan MIR	SPA	HONDA	351.7	349.5	349.5	348.3	346.1	349.0	351.7
51 Michele PIRRO	ITA	DUCATI	351.7	350.6	348.3	347.2	346.1	348.0	351.7
72 Marco BEZZECCHI	ITA	DUCATI	351.7	351.7	350.6	350.6	349.5	350.8	351.7
30 Takaaki NAKAGAMI	JPN	HONDA	350.6	348.3	348.3	347.2	346.1	347.5	350.6
41 Aleix ESPARGARO	SPA	APRILIA	350.6	349.5	346.1	346.1	345.0	347.5	350.6
93 Marc MARQUEZ	SPA	HONDA	350.6	348.3	347.2	347.2	346.1	347.2	350.6
21 Franco MORBIDELLI	ITA	YAMAHA	349.5	349.5	348.3	347.2	347.2	348.2	349.5
25 Raul FERNANDEZ	SPA	APRILIA	349.5	347.2	347.2	345.0	345.0	346.8	349.5
49 Fabio DI GIANNANTONIO	ITA	DUCATI	349.5	347.2	345.0	343.9	343.9	345.9	349.5
20 Fabio QUARTARARO	FRA	YAMAHA	348.3	347.2	347.2	347.2	346.1	347.2	348.3
37 Augusto FERNANDEZ	SPA	KTM	348.3	347.2	346.1	346.1	343.9	346.3	348.3
42 Alex RINS	SPA	HONDA	348.3	345.0	343.9	341.7	341.7	343.0	348.3
94 Jonas FOLGER	GER	KTM	343.9	343.9	342.8	341.7	340.6	342.3	343.9

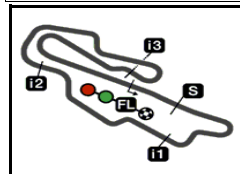
These data/results cannot be reproduced, stored and/or transmitted in whole or in part by any manner of electronic, mechanical, photocopying, recording, broadcasting or otherwise now known or herein after developed without the previous express consent by the copyright owner, except for reproduction in daily press and regular printed publications on sale to the public within 60 days of the event related to those data/results and always provided that copyright symbol appears together as follows below.

© DORNA, 2023

Official MotoGP Timing by TISSOT  
www.motogp.com



Mugello, Friday, June 09, 2023



5245 m.

GRAN PREMIO D'ITALIA OAKLEY

Practice Nr. 1

Chronological Analysis of Performances

5

\* Lap / Sector time cancelled      T1 Time from finish line to 1st intermed.      T3 Time from 2nd intermed. to 3rd intermed.  
 P Crossing the finish line in pit lane      T2 Time from 1st intermed. to 2nd intermed.      T4 Time from 3rd intermediate to finish line  
 \*\*Tyre data subject to further updates

Lap	Lap Time	T1	T2	T3	T4	Speed	Lap	Lap Time	T1	T2	T3	T4	Speed
<b>1st</b>	<b>73</b>	<b>Alex MARQUEZ</b>		DUCATI		SPA	11	<b>1'47.712</b>	25.344	22.705	35.150	24.513	342.8
		Gresini Racing MotoGP					12	<b>1'47.550</b>	25.291	22.639	35.081	24.539	341.7
		Runs=3 Total laps=18 Full laps=13 Valid laps=11					13	<b>1'47.295</b>	25.194	22.656	35.038	24.407	342.8
		Run # 1 Front Tyre Slick-Soft Rear Tyre Slick-Medium					14	1'51.782 P	25.168	22.612	37.714	26.288	342.8
		New Tyre New Tyre											
		Run # 3 Front Tyre Slick-Medium Rear Tyre Slick-Soft											
		New Tyre New Tyre											
1	2'14.138	31.781	24.908	37.683	25.447	213.0	15	1'53.166	30.452	23.199	35.138	24.377	209.7
2	<b>1'49.893</b>	25.840	23.509	35.866	24.678	347.2	16	<b>1'46.208</b>	24.911	22.446	34.712	24.139	347.2
3	<b>1'47.836</b>	25.193	22.861	35.226	24.556	345.0	17	<b>1'49.667</b>	25.661	23.684	35.497	24.825	346.1
4	<b>1'47.297</b>	24.977	22.924	35.096	24.300	348.3	18	<b>1'46.629</b>	24.983	22.544	34.843	24.259	348.3
5	<b>1'46.852</b>	24.939	22.617	35.027	24.269	348.3							
6	<b>1'50.592</b>	26.983	23.679	35.541	24.389	349.5							
7	1'54.036 P	25.060	24.418	38.454	26.104	346.1							
<b>3rd</b>	<b>33</b>	<b>Brad BINDER</b>		KTM		RSA							
		Red Bull KTM Factory Racing											
		Runs=3 Total laps=18 Full laps=13 Valid laps=12											
		Run # 1 Front Tyre Slick-Medium Rear Tyre Slick-Medium											
		New Tyre New Tyre											
		Run # 2 Front Tyre Slick-Medium Rear Tyre Slick-Medium											
		8 Laps at start 8 Laps at start											
1	2'17.027	32.699	25.422	38.279	25.415	209.7	9	1'59.484	33.032	24.613	36.760	25.079	160.7
2	<b>1'50.390</b>	25.891	23.763	35.962	24.774	352.9	10	1'56.741 *	25.534	23.581	42.363	25.263*	348.3
3	<b>1'49.173</b>	25.524	23.300	35.685	24.664	354.0	11	<b>1'48.554</b>	25.305	23.351	35.410	24.488	350.6
4	<b>1'48.351</b>	25.499	23.096	35.410	24.346	356.4	12	<b>1'47.779</b>	25.137	22.988	35.221	24.433	349.5
5	<b>1'53.373</b>	27.023	22.869	38.900	24.581	351.7	13	<b>1'47.622</b>	25.039	22.898	35.246	24.439	349.5
6	<b>1'47.327</b>	25.123	22.869	35.054	24.281	352.9	14	<b>1'47.961</b>	25.122	23.024	35.217	24.598	350.6
7	<b>1'48.110</b>	25.526	22.886	35.204	24.494	355.2	15	57.891 P	28.143				348.3
8	59.442 P	30.094				351.7							
<b>2nd</b>	<b>20</b>	<b>Fabio QUARTARARO</b>		YAMAHA		FRA							
		Monster Energy Yamaha MotoGP											
		Runs=3 Total laps=18 Full laps=13 Valid laps=10											
		Run # 1 Front Tyre Slick-Soft Rear Tyre Slick-Medium											
		New Tyre New Tyre											
1	3'09.508	30.762	25.101	37.005	25.378	215.5							
2	<b>1'49.503</b>	25.747	23.381	35.627	24.748	342.8							
3	1'48.084 *	25.313	23.019	35.267*	24.485	343.9							
4	<b>1'47.649</b>	25.210	22.830	35.174	24.435	342.8							
5	<b>1'47.395</b>	25.162	22.664	35.056	24.513	341.7							
6	<b>1'47.690</b>	25.184	22.884	35.105	24.517	347.2							
7	56.195 P	28.401				347.2							
<b>4th</b>	<b>72</b>	<b>Marco BEZZECCHI</b>		DUCATI		ITA							
		Mooney VR46 Racing Team											
		Runs=3 Total laps=18 Full laps=13 Valid laps=12											
		Run # 1 Front Tyre Slick-Soft Rear Tyre Slick-Medium											
		New Tyre New Tyre											
1	2'18.830	34.453	25.317	37.596	25.127	187.8							

**Fastest Lap:** Alex MARQUEZ      Gresini Racingq MotoG      SPA      **1'46.121**      24.833      22.423      34.710      24.155

These data/results cannot be reproduced, stored and/or transmitted in whole or in part by any manner of electronic, mechanical, photocopying, recording, broadcasting or otherwise now known or herein after developed without the previous express consent by the copyright owner, except for reproduction in daily press and regular printed publications on sale to the public within 60 days of the event related to those data/results and always provided that copyright symbol appears together as follows below.  
 © DORNA, 2023



# Practice Nr. 1

# MotoGP

Lap	Lap Time	T1	T2	T3	T4	Speed	Lap	Lap Time	T1	T2	T3	T4	Speed
2	<b>1'49.427</b>	25.777	23.521	35.842	24.287	351.7	2	1'49.925 *	25.915	23.596	35.845*	24.569	338.5
3	<b>1'48.365</b>	25.307	23.060	35.493	24.505	350.6	3	1'48.721 *	25.245	23.111	35.801*	24.564	351.7
4	<b>1'47.852</b>	25.201	23.021	35.484	24.146	350.6	4	<b>1'47.634</b>	25.087	22.975	35.297	24.275	342.8
5	<b>1'51.423</b>	26.236	23.201	37.072	24.914	347.2	5	<b>1'48.941</b>	26.265	22.943	35.339	24.394	342.8
6	<b>1'47.161</b>	25.116	22.806	35.253	23.986	348.3	6	<b>1'46.949</b>	24.981	22.836	35.065	24.067	351.7
7	52.912 P	25.199				348.3	7	53.015 P	25.644				352.9

Run #	2	Front Tyre	Slick-Soft	Rear Tyre	Slick-Medium	7 Laps at start	7 Laps at start	Run #	2	Front Tyre	Slick-Soft	Rear Tyre	Slick-Medium	7 Laps at start	7 Laps at start
8	1'58.048	32.792	24.257	36.285	24.714	189.1		8	1'58.012 *	33.749	23.462	36.138*	24.663	164.8	
9	<b>1'48.384</b>	25.347	23.147	35.522	24.368	341.7		9	<b>1'48.062</b>	25.247	22.986	35.526	24.303	349.5	
10	<b>1'48.344</b>	25.512	23.080	35.422	24.330	346.1		10	1'47.662 *	25.087	22.820	35.290	24.465*	345.0	
11	1'47.646 *	25.106	22.928	35.320	24.292*	346.1		11	1'47.396 *	25.105	22.765	35.182	24.344*	347.2	
12	<b>1'47.373</b>	25.116	22.824	35.281	24.152	345.0		12	<b>1'47.349</b>	25.089	22.800	35.186	24.274	346.1	
13	<b>1'47.468</b>	25.068	22.843	35.256	24.301	346.1		13	<b>1'52.769</b>	28.552	23.865	35.696	24.656	342.8	
14	<b>1'47.368</b>	25.081	22.871	35.211	24.205	349.5		14	<b>1'47.270</b>	25.042	22.832	35.141	24.255	342.8	
15	59.063 P	28.549				347.2		15	56.854 P	27.000				346.1	

Run #	3	Front Tyre	Slick-Medium	Rear Tyre	Slick-Soft	New Tyre	New Tyre	Run #	3	Front Tyre	Slick-Medium	Rear Tyre	Slick-Soft	New Tyre	New Tyre
16	2'01.665	34.501	26.643	35.851	24.670	203.3		16	1'53.350	30.021	23.578	35.393	24.358	206.8	
17	<b>1'46.839</b>	25.058	22.734	34.927	24.120	351.7		17	<b>1'46.361</b>	24.904	22.692	34.809	23.956	347.2	
18	<b>1'46.301</b>	24.888	22.535	34.820	24.058	347.2		18	<b>2'14.054</b>	47.548	26.090	35.941	24.475	346.1	
								19	<b>1'47.935</b>	25.233	23.138	35.398	24.166	352.9	

**5th 5** **Johann ZARCO** DUCATI FRA  
 Prima Pramac Racing  
 Runs=3 Total laps=18 Full laps=13 Valid laps=10

Run #	1	Front Tyre	Slick-Soft	Rear Tyre	Slick-Medium	New Tyre	New Tyre
1	2'17.182	36.650	25.712	37.757	25.086	203.0	
2	<b>1'51.976</b>	25.859	23.738	37.680	24.699	347.2	
3	<b>1'47.687</b>	25.248	23.012	35.093	24.334	354.0	
4	1'48.200 *	25.457	23.037	35.406	24.300*	343.9	
5	<b>1'49.853</b>	25.901	23.425	35.969	24.558	351.7	
6	<b>1'47.430</b>	25.201	22.799	35.173	24.257	343.9	
7	53.755 P	25.751				345.0	

Run #	2	Front Tyre	Slick-Soft	Rear Tyre	Slick-Medium	7 Laps at start	7 Laps at start
8	1'59.651	33.040	25.390	36.363	24.858	208.8	
9	<b>1'48.777</b>	25.655	23.267	35.442	24.413	345.0	
10	1'47.883 *	25.202	22.839	35.216	24.626*	342.8	
11	1'47.268 *	25.255	22.664	35.149	24.200*	348.3	
12	<b>1'46.893</b>	25.090	22.669	34.958	24.176	354.0	
13	52.806 P	25.289				346.1	

Run #	3	Front Tyre	Slick-Soft	Rear Tyre	Slick-Soft	New Tyre	New Tyre
14	1'56.169	31.316	23.984	36.350	24.519	205.7	
15	<b>1'46.841</b>	25.049	22.683	34.952	24.157	345.0	
16	<b>1'46.335</b>	24.934	22.554	34.792	24.055	348.3	
17	<b>1'57.061</b>	32.639	24.111	35.901	24.410	349.5	
18	<b>1'46.474</b>	25.025	22.519	34.806	24.124	355.2	

**6th 89** **Jorge MARTIN** DUCATI SPA  
 Prima Pramac Racing  
 Runs=3 Total laps=19 Full laps=14 Valid laps=10

Run #	1	Front Tyre	Slick-Soft	Rear Tyre	Slick-Medium	New Tyre	New Tyre
1	2'28.454	34.091	25.149	36.925	25.274	189.1	

**7th 21** **Franco MORBIDELLI** YAMAHA ITA  
 Monster Energy Yamaha MotoGP  
 Runs=3 Total laps=16 Full laps=11 Valid laps=11

Run #	1	Front Tyre	Slick-Soft	Rear Tyre	Slick-Medium	New Tyre	New Tyre
1	2'05.878	32.160	25.094	37.088	25.317	204.5	
2	<b>1'52.914</b>	27.883	24.017	36.199	24.815	347.2	
3	<b>1'48.866</b>	25.742	23.004	35.552	24.568	346.1	
4	<b>1'48.366</b>	25.348	23.041	35.340	24.637	343.9	
5	<b>1'48.053</b>	25.221	22.887	35.453	24.492	345.0	
6	<b>1'47.928</b>	25.196	22.877	35.408	24.447	346.1	
7	<b>1'58.678</b>	25.257	28.210	39.841	25.370	343.9	
8	<b>1'47.688</b>	25.237	22.771	35.340	24.340	341.7	
9	58.154 P	28.101				342.8	

Run #	2	Front Tyre	Slick-Soft	Rear Tyre	Slick-Medium	9 Laps at start	9 Laps at start
10	2'00.470	30.779	28.766	36.039	24.886	214.2	
11	<b>1'48.011</b>	25.268	22.951	35.268	24.524	347.2	
12	<b>1'47.434</b>	25.088	22.784	35.232	24.330	349.5	
13	55.519 P	26.358				347.2	

Run #	3	Front Tyre	Slick-Soft	Rear Tyre	Slick-Soft	New Tyre	New Tyre
14	2'01.645	34.103	27.095	35.943	24.504	204.9	
15	<b>1'46.723</b>	25.056	22.705	34.897	24.065	348.3	
16	<b>1'46.400</b>	24.920	22.589	34.853	24.038	349.5	

**8th 12** **Maverick VIÑALES** APRILIA SPA  
 Aprilia Racing  
 Runs=4 Total laps=18 Full laps=12 Valid laps=11

Run #	1	Front Tyre	Slick-Soft	Rear Tyre	Slick-Medium	New Tyre	New Tyre
1	2'58.785	31.651	24.571	37.589	25.302	210.1	
2	<b>1'50.410</b>	26.236	23.400	36.014	24.760	338.5	

**Fastest Lap:** Alex MARQUEZ Gresini Racing MotoG SPA **1'46.121** 24.833 22.423 34.710 24.155

These data/results cannot be reproduced, stored and/or transmitted in whole or in part by any manner of electronic, mechanical, photocopying, recording, broadcasting or otherwise now known or herein after developed without the previous express consent by the copyright owner, except for reproduction in daily press and regular printed publications on sale to the public within 60 days of the event related to those data/results and always provided that copyright symbol appears together as follows below.  
 © DORNA, 2023

Official MotoGP Timing by **TISSOT**  
 www.motogp.com

**Mugello, Friday, June 09, 2023**



# Practice Nr. 1

# MotoGP

Lap	Lap Time	T1	T2	T3	T4	Speed	Lap	Lap Time	T1	T2	T3	T4	Speed		
3	<b>1'48.634</b>	25.360	23.063	35.656	24.555	352.9	3	<b>1'47.993</b>	25.219	22.920	35.262	24.592	343.9		
4	<b>1'52.559</b>	27.681	23.911	36.083	24.884	350.6	4	<b>1'47.820</b>	25.228	22.935	35.231	24.426	343.9		
5	<b>1'48.290</b>	25.219	22.952	35.589	24.530	348.3	5	<b>1'50.267</b>	25.231	22.923	37.311	24.802	343.9		
6	1'52.131 P	26.584	23.864	35.545	26.138	342.8	6	<b>1'48.037</b>	25.287	22.889	35.410	24.451	347.2		
<b>Run # 2</b>	Front Tyre Slick-Soft			Rear Tyre Slick-Medium			<b>Run # 7</b>	55.769 P	27.049			345.0			
	6 Laps at start			6 Laps at start				7 Laps at start			7 Laps at start				
7	58.263 P	30.729			232.2			<b>Run # 8</b>	1'56.186	30.805	23.682	36.952	24.747	204.5	
<b>Run # 3</b>	Front Tyre Slick-Soft			Rear Tyre Slick-Medium			<b>Run # 9</b>	1'48.407 *	25.489	23.040	35.233	24.645*	343.9		
	7 Laps at start			7 Laps at start			<b>Run # 10</b>	1'48.028 *	25.414	22.781	35.187	24.646*	336.4		
8	1'54.028	29.714	23.504	36.034	24.776	232.2	<b>Run # 11</b>	<b>1'48.561</b>	25.277	22.758	35.872	24.654	347.2		
9	<b>1'49.224</b>	25.782	23.109	35.701	24.632	349.5	<b>Run # 12</b>	59.449 P	29.096			338.5			
10	1'48.388 *	25.199	22.982	35.348	24.859*	347.2	<b>Run # 3</b>	Front Tyre Slick-Medium			Rear Tyre Slick-Soft				
11	<b>1'47.870</b>	25.213	22.800	35.257	24.600	348.3		New Tyre			New Tyre				
12	<b>1'50.804</b>	26.678	23.816	35.520	24.790	349.5	<b>Run # 13</b>	2'02.065	35.190	25.144	37.053	24.678	180.9		
13	<b>1'47.711</b>	25.184	22.740	35.243	24.544	349.5	<b>Run # 14</b>	<b>1'46.895</b>	25.225	22.692	34.863	24.115	345.0		
14	52.468 P	25.194			350.6			<b>Run # 15</b>	<b>1'46.428</b>	25.014	22.529	34.841	24.044	349.5	
<b>Run # 4</b>	Front Tyre Slick-Medium			Rear Tyre Slick-Medium			<b>Run # 16</b>	<b>2'06.513</b>	31.870	26.929	40.863	26.851	342.8		
	New Tyre			New Tyre				11th <b>51</b>			Michele PIRRO				
15	1'53.593	30.037	23.394	35.586	24.576	208.0		Aruba.it Racing			DUCATI ITA				
16	<b>1'46.404</b>	24.844	22.495	34.833	24.232	349.5		Runs=4 Total laps=17 Full laps=10 Valid laps=9							
17	<b>1'48.232</b>	25.199	22.964	35.592	24.477	351.7	<b>Run # 1</b>	Front Tyre Slick-Soft			Rear Tyre Slick-Medium				
18	<b>1'46.578</b>	24.882	22.518	34.958	24.220	350.6		** New Tyre			** New Tyre				
<b>9th 93</b>	<b>Marc MARQUEZ</b>			HONDA			SPA	1	2'04.123	32.095	24.637	36.185	24.766	203.7	
	Repsol Honda Team							2	<b>1'47.905</b>	25.521	22.902	35.159	24.323	346.1	
	Runs=3 Total laps=16 Full laps=11 Valid laps=7							3	<b>1'46.917</b>	25.061	22.596	34.982	24.278	346.1	
<b>Run # 1</b>	Front Tyre Slick-Soft			Rear Tyre Slick-Medium				4	<b>1'47.737</b>	25.088	22.719	35.446	24.484	346.1	
	New Tyre			New Tyre				5	55.044 P	26.291			343.9		
1	2'33.557	31.671	24.637	36.863	24.652	202.2	<b>Run # 2</b>	Front Tyre Slick-Soft			Rear Tyre Slick-Medium				
2	1'50.638 *	26.539	23.395	35.821	24.883*	345.0		** 5 Laps at start			** 5 Laps at start				
3	1'48.677 *	25.402	23.148	35.558	24.569*	345.0	6	1'59.192	33.549	24.192	36.589	24.862	171.9		
4	<b>1'47.895</b>	25.528	22.817	35.251	24.299	346.1	7	<b>1'48.688</b>	25.407	23.124	35.601	24.556	343.9		
5	<b>1'47.775</b>	25.157	22.851	35.352	24.415	347.2	8	<b>1'47.863</b>	25.213	22.863	35.390	24.397	345.0		
6	<b>1'50.569</b>	27.524	23.174	35.495	24.376	345.0	9	53.915 P	25.206			345.0			
7	56.964 P	28.647			347.2			<b>Run # 3</b>	Front Tyre missing data			Rear Tyre missing data			
<b>Run # 2</b>	Front Tyre Slick-Soft			Rear Tyre Slick-Medium				** Laps at start			** Laps at start				
	7 Laps at start			7 Laps at start			10	1'55.844	31.652	23.743	35.947	24.502	166.1		
8	1'56.343	30.654	23.679	37.165	24.845	208.0	11	1'46.800 *	24.995	22.648	34.818	24.339*	347.2		
9	<b>1'48.329</b>	25.294	22.986	35.551	24.498	348.3	12	<b>1'46.824</b>	24.962	22.622	34.986	24.254	342.8		
10	1'50.913 *	25.151	22.817	35.218	27.727*	346.1	13	56.496 P	26.948			340.6			
11	1'48.264 *	25.537	22.832	35.302	24.593*	338.5	<b>Run # 4</b>	Front Tyre missing data			Rear Tyre missing data				
12	<b>1'47.652</b>	25.155	22.757	35.381	24.359	346.1		** Laps at start			** Laps at start				
13	57.329 P	27.317			345.0			14	1'52.830	30.505	23.176	34.990	24.159	215.1	
<b>Run # 3</b>	Front Tyre Slick-Hard			Rear Tyre Slick-Soft			15	<b>1'46.488</b>	24.865	22.626	34.908	24.089	350.6		
	New Tyre			New Tyre			16	<b>1'57.877</b>	27.252	26.327	37.719	26.579	348.3		
14	2'12.885	42.726	25.878	39.579	24.702	115.2	17	<b>1'48.132</b>	25.310	23.029	35.267	24.526	351.7		
15	<b>1'46.756</b>	24.984	22.681	34.986	24.105	350.6		12th <b>42</b>			Alex RINS				
16	<b>1'46.409</b>	24.895	22.536	34.958	24.020	346.1		LCR Honda CASTROL			HONDA SPA				
<b>10th 25</b>	<b>Raul FERNANDEZ</b>			APRILIA			SPA		Runs=3 Total laps=19 Full laps=14 Valid laps=10						
	CryptoDATA RNF MotoGP Team							<b>Run # 1</b>	Front Tyre Slick-Soft			Rear Tyre missing data			
	Runs=3 Total laps=16 Full laps=11 Valid laps=9								New Tyre			New Tyre			
<b>Run # 1</b>	Front Tyre Slick-Medium			Rear Tyre Slick-Medium			1	2'31.032	32.334	25.147	37.065	25.163	200.0		
	New Tyre			New Tyre			2	1'49.020 *	25.722	23.234	35.513*	24.551	341.7		
1	2'33.268	32.102	25.040	36.898	25.217	200.3	3	<b>1'47.509</b>	25.311	22.859	34.952	24.387	348.3		
2	<b>1'51.330</b>	26.455	23.900	35.830	25.145	327.2									

**Fastest Lap:** Alex MARQUEZ Gresini Racing MotoG SPA **1'46.121** 24.833 22.423 34.710 24.155

These data/results cannot be reproduced, stored and/or transmitted in whole or in part by any manner of electronic, mechanical, photocopying, recording, broadcasting or otherwise now known or herein after developed without the previous express consent by the copyright owner, except for reproduction in daily press and regular printed publications on sale to the public within 60 days of the event related to those data/results and always provided that copyright symbol appears together as follows below.  
© DORNA, 2023



## Practice Nr. 1

## MotoGP

Lap	Lap Time	T1	T2	T3	T4	Speed	Lap	Lap Time	T1	T2	T3	T4	Speed
4	<b>1'47.399</b>	25.307	22.633	35.146	24.313	345.0	2	<b>1'51.431</b>	26.378	23.657	36.526	24.870	348.3
5	<b>1'47.363</b>	25.219	22.794	34.988	24.362	341.7	3	<b>1'49.285</b>	25.468	23.293	35.833	24.691	350.6
6	1'47.298 *	25.203	22.621	35.205*	24.269	340.6	4	<b>1'52.079</b>	28.013	23.535	35.990	24.541	348.3
7	52.178 P	25.294				339.6	5	<b>1'48.585</b>	25.224	23.028	35.702	24.631	350.6
Run # 2		Front Tyre Slick-Soft		Rear Tyre missing data			6	<b>1'48.677</b>	25.603	23.128	35.552	24.394	351.7
		7 Laps at start		7 Laps at start			7	<b>1'47.890</b>	25.143	22.781	35.441	24.525	350.6
8	1'57.474	32.356	24.005	36.226	24.887	186.2	8	57.873 P	28.631				349.5
9	<b>1'48.567</b>	25.435	23.035	35.514	24.583	338.5	Run # 2		Front Tyre Slick-Hard		Rear Tyre Slick-Medium		
10	1'49.442 *	25.369	22.755	36.378	24.940*	339.6			8 Laps at start		8 Laps at start		
11	1'47.717 *	25.314	22.741	35.133	24.529*	339.6	9	2'00.927 *	34.043	24.950	36.713	25.221*	161.9
12	<b>1'47.631</b>	25.262	22.740	35.222	24.407	338.5	10	1'49.191 *	25.384	23.211	35.734	24.862*	348.3
13	<b>1'53.004</b>	27.844	25.065	35.671	24.424	334.3	11	<b>1'50.960</b>	27.611	23.267	35.596	24.486	348.3
14	<b>1'47.282</b>	25.179	22.736	35.078	24.289	343.9	12	<b>1'47.909</b>	25.107	22.819	35.501	24.482	350.6
15	54.424 P	26.763				341.7	13	55.774 P	25.173				348.3
Run # 3		Front Tyre Slick-Soft		Rear Tyre Slick-Soft			Run # 3		Front Tyre Slick-Soft		Rear Tyre Slick-Medium		
		New Tyre		New Tyre					New Tyre		New Tyre		
16	1'55.125	31.019	23.794	35.761	24.551	203.3	14	1'54.970	30.512	23.840	36.094	24.524	192.5
17	<b>1'46.506</b>	25.093	<b>22.602</b>	<b>34.722</b>	<b>24.089</b>	341.7	15	<b>1'46.874</b>	25.033	22.677	<b>34.966</b>	24.198	349.5
18	<b>1'56.451</b>	32.639	23.898	35.437	24.477	341.7	16	<b>1'46.564</b>	<b>24.863</b>	<b>22.544</b>	34.973	<b>24.184</b>	349.5
19	<b>1'46.766</b>	<b>25.080</b>	22.620	34.820	24.246	341.7	17	1'59.835 *	30.228	26.628	37.632	25.347*	<b>352.9</b>

**13th 30** Takaaki NAKAGAMI HONDA JPN  
LCR Honda IDEMITSU

Runs=3 Total laps=19 Full laps=14 Valid laps=12

Run #	1	Front Tyre	Slick-Soft	Rear Tyre	Slick-Medium	Speed
		New Tyre		New Tyre		
1	2'21.283	36.012	25.476	37.402	25.280	148.7
2	<b>1'49.127</b>	25.878	23.362	35.327	24.560	341.7
3	<b>1'47.305</b>	25.178	22.776	35.044	24.307	346.1
4	<b>1'50.402</b>	25.119	24.431	36.314	24.538	348.3
5	<b>1'48.495</b>	25.278	22.981	35.666	24.570	339.6
6	<b>1'47.626</b>	25.245	22.952	35.117	24.312	347.2
7	<b>1'47.271</b>	25.156	22.761	35.043	24.311	343.9
8	57.502 P	27.235				342.8
Run # 2		Front Tyre Slick-Soft		Rear Tyre Slick-Medium		
		8 Laps at start		8 Laps at start		
9	1'58.713	32.492	24.638	36.655	24.928	173.0
10	<b>1'48.362</b>	25.557	23.056	35.324	24.425	342.8
11	1'47.710 *	25.216	22.818	35.205	24.471*	345.0
12	1'47.788 *	25.218	22.842	35.271	24.457*	346.1
13	<b>1'55.642</b>	30.056	25.371	35.562	24.653	345.0
14	<b>1'47.450</b>	25.223	22.783	35.156	24.288	348.3
15	54.548 P	26.181				<b>350.6</b>
Run # 3		Front Tyre Slick-Soft		Rear Tyre Slick-Soft		
		New Tyre		New Tyre		
16	1'58.833	33.702	24.278	36.159	24.694	160.4
17	<b>1'54.256</b>	25.181	27.506	37.188	24.381	341.7
18	<b>1'46.506</b>	<b>24.977</b>	<b>22.635</b>	<b>34.710</b>	<b>24.184</b>	346.1
19	<b>1'46.975</b>	25.023	22.646	34.965	24.341	345.0

**14th 43** Jack MILLER KTM AUS  
Red Bull KTM Factory Racing

Runs=3 Total laps=17 Full laps=12 Valid laps=10

Run #	1	Front Tyre	Slick-Hard	Rear Tyre	Slick-Medium	Speed
		New Tyre		New Tyre		
1	2'15.130	31.906	24.934	39.193	25.641	212.1

**15th 23** Enea BASTIANINI DUCATI ITA  
Ducati Lenovo Team

Runs=3 Total laps=18 Full laps=13 Valid laps=12

Run #	1	Front Tyre	Slick-Soft	Rear Tyre	Slick-Medium	Speed
		New Tyre		New Tyre		
1	2'28.380	34.880	24.774	37.646	25.416	194.5
2	<b>1'49.690</b>	25.811	23.539	35.741	24.599	343.9
3	<b>1'49.282</b>	25.912	23.162	35.580	24.628	346.1
4	<b>1'47.950</b>	25.290	22.870	35.473	24.317	350.6
5	<b>1'47.703</b>	25.298	22.969	35.124	24.312	354.0
6	<b>1'47.293</b>	25.108	22.789	35.130	24.266	350.6
7	54.135 P	26.722				351.7
Run # 2		Front Tyre Slick-Soft		Rear Tyre Slick-Medium		
		7 Laps at start		7 Laps at start		
8	1'55.910	31.349	24.102	35.594	24.865	199.2
9	1'47.921 *	25.190	22.955	35.225	24.551*	352.9
10	<b>1'48.954</b>	25.418	22.902	36.117	24.517	336.4
11	<b>1'47.372</b>	25.351	<b>22.649</b>	35.089	24.283	<b>355.2</b>
12	<b>1'47.470</b>	25.151	22.743	35.234	24.342	351.7
13	<b>1'47.323</b>	25.061	22.770	35.142	24.350	348.3
14	55.980 P	27.457				348.3
Run # 3		Front Tyre Slick-Medium		Rear Tyre Slick-Soft		
		New Tyre		New Tyre		
15	1'57.926	31.583	23.530	37.866	24.947	198.5
16	<b>1'46.801</b>	24.973	22.676	<b>35.015</b>	24.137	350.6
17	<b>2'00.862</b>	28.620	24.510	36.909	30.823	350.6
18	<b>1'47.219</b>	<b>24.954</b>	22.772	35.446	<b>24.047</b>	354.0

**16th 1** Francesco BAGNAIA DUCATI ITA  
Ducati Lenovo Team

Runs=3 Total laps=16 Full laps=11 Valid laps=10

Run #	1	Front Tyre	Slick-Soft	Rear Tyre	Slick-Medium	Speed
		New Tyre		New Tyre		
1	2'58.234	33.674	25.337	37.548	25.500	182.4
2	<b>1'49.600</b>	25.592	23.484	35.715	24.809	347.2

**Fastest Lap:** Alex MARQUEZ Gresini Racing MotoG SPA **1'46.121** 24.833 22.423 34.710 24.155

These data/results cannot be reproduced, stored and/or transmitted in whole or in part by any manner of electronic, mechanical, photocopying, recording, broadcasting or otherwise now known or herein after developed without the previous express consent by the copyright owner, except for reproduction in daily press and regular printed publications on sale to the public within 60 days of the event related to those data/results and always provided that copyright symbol appears together as follows below.  
© DORNA, 2023



# Practice Nr. 1

# MotoGP

Lap	Lap Time	T1	T2	T3	T4	Speed	Lap	Lap Time	T1	T2	T3	T4	Speed
3	<b>1'48.701</b>	25.428	23.095	35.655	24.523	349.5	6	<b>1'48.165</b>	25.281	23.075	35.386	24.423	349.5
4	<b>1'53.881</b>	28.761	24.241	36.113	24.766	348.3	7	<b>1'47.786</b>	25.140	22.890	35.380	24.376	349.5
5	1'48.283 *	25.397	23.003	35.469*	24.414	340.6	8	55.214 P	27.024				347.2
6	<b>1'47.894</b>	25.366	22.805	35.369	24.354	348.3	<b>Run # 2</b> Front Tyre Slick-Soft Rear Tyre Slick-Medium						
7	<b>1'47.285</b>	25.088	22.749	35.111	24.337	347.2	8 Laps at start 8 Laps at start						
8	56.084 P	27.412				345.0	9	2'02.368 *	35.932	24.285	36.883	25.268*	129.0
<b>Run # 2</b> Front Tyre Slick-Soft Rear Tyre Slick-Medium							10	<b>1'50.056</b>	26.071	23.588	35.709	24.688	347.2
8 Laps at start 8 Laps at start							11	<b>1'48.370</b>	25.234	23.034	35.426	24.676	348.3
9	1'59.434 *	34.369	24.188	35.996	24.881*	198.8	12	<b>1'47.970</b>	25.112	22.988	35.369	24.501	348.3
10	<b>1'47.773</b>	25.162	22.807	35.310	24.494	347.2	13	<b>1'47.697</b>	25.134	22.874	35.270	24.419	349.5
11	<b>1'47.143</b>	25.012	22.708	35.097	24.326	348.3	14	58.230 P	28.343				342.8
12	<b>1'46.839</b>	24.922	22.657	35.112	24.148	347.2	<b>Run # 3</b> Front Tyre Slick-Medium Rear Tyre Slick-Soft						
13	56.348 P	28.570				347.2	New Tyre New Tyre						
<b>Run # 3</b> Front Tyre Slick-Soft Rear Tyre Slick-Medium							15	1'56.369	29.752	23.535	38.437	24.645	213.4
13 Laps at start 13 Laps at start							16	<b>1'46.934</b>	24.996	22.695	34.975	24.268	349.5
14	1'55.280	31.012	23.860	36.021	24.387	217.3	17	<b>1'58.595</b>	29.945	27.814	36.167	24.669	349.5
15	<b>1'50.054</b>	27.557	22.905	35.251	24.341	346.1	18	<b>1'48.406</b>	25.004	22.921	35.815	24.666	348.3
16	<b>1'53.535</b>	25.115	26.591	36.766	25.063	351.7							

**17th 49** **Fabio DI GIANNANTONI** DUCATI ITA  
Gresini Racing MotoGP

Runs=3 Total laps=17 Full laps=12 Valid laps=10

Run #	1	Front Tyre	Slick-Soft	Rear Tyre	Slick-Medium	Speed
1	2'04.102	32.279	25.007	37.256	25.341	206.8
2	<b>1'50.699</b>	26.170	23.598	36.020	24.911	339.6
3	<b>1'49.161</b>	25.555	23.250	35.612	24.744	343.9
4	<b>1'48.613</b>	25.347	23.121	35.483	24.662	342.8
5	<b>1'48.437</b>	25.205	22.966	35.660	24.606	342.8
6	<b>1'48.582</b>	25.330	23.100	35.509	24.643	340.6
7	59.023 P	29.085				339.6
<b>Run # 2</b> Front Tyre Slick-Soft Rear Tyre Slick-Medium						
7 Laps at start 7 Laps at start						
8	1'57.157	31.500	23.626	37.035	24.996	198.1
9	<b>1'48.298</b>	25.270	23.053	35.496	24.479	342.8
10	1'51.394 *	25.117	22.998	35.270	28.009*	342.8
11	1'47.792 *	25.064	22.806	35.232	24.690*	345.0
12	<b>1'47.958</b>	25.169	22.830	35.462	24.497	343.9
13	58.470 P	28.360				342.8
<b>Run # 3</b> Front Tyre Slick-Medium Rear Tyre Slick-Soft						
New Tyre New Tyre						
14	1'56.708	32.754	23.838	35.553	24.563	185.8
15	<b>1'52.117</b>	25.114	22.894	39.429	24.680	341.7
16	<b>1'47.145</b>	25.158	22.900	34.939	24.148	349.5
17	<b>1'46.889</b>	25.009	22.695	35.029	24.156	347.2

**18th 10** **Luca MARINI** DUCATI ITA  
Mooney VR46 Racing Team

Runs=3 Total laps=18 Full laps=13 Valid laps=13

Run #	1	Front Tyre	Slick-Soft	Rear Tyre	Slick-Medium	Speed
1	2'59.346	33.467	25.554	38.061	25.720	189.4
2	<b>1'50.126</b>	25.927	23.550	35.938	24.711	349.5
3	<b>1'48.743</b>	25.297	23.109	35.790	24.547	351.7
4	<b>1'48.824</b>	25.268	23.235	35.736	24.585	350.6
5	<b>1'52.290</b>	27.214	25.034	35.537	24.505	345.0

**19th 37** **Augusto FERNANDEZ** KTM SPA  
GASGAS Factory Racing Tech3

Runs=3 Total laps=20 Full laps=15 Valid laps=14

Run #	1	Front Tyre	Slick-Medium	Rear Tyre	Slick-Medium	Speed
1	2'32.805	35.615	27.184	39.067	25.890	159.7
2	<b>1'55.158</b>	27.433	24.743	37.657	25.325	311.2
3	<b>1'51.236</b>	26.348	23.959	36.063	24.866	332.3
4	<b>1'49.944</b>	25.774	23.495	35.862	24.813	341.7
5	<b>1'49.330</b>	25.514	23.411	35.669	24.736	341.7
6	<b>1'49.172</b>	25.609	23.123	35.640	24.800	339.6
7	<b>1'49.023</b>	25.374	23.143	35.772	24.734	341.7
8	<b>1'49.593</b>	25.556	23.218	35.959	24.860	339.6
9	<b>1'48.642</b>	25.469	23.127	35.529	24.517	340.6
10	54.747 P	26.631				335.4
<b>Run # 2</b> Front Tyre Slick-Medium Rear Tyre Slick-Medium						
10 Laps at start 10 Laps at start						
11	1'56.973 *	31.033	24.403	36.372	25.165*	198.8
12	1'49.202 *	25.661	23.138	35.569	24.834*	335.4
13	<b>1'48.308</b>	25.420	22.934	35.357	24.597	348.3
14	<b>1'50.940</b>	25.645	23.387	37.425	24.483	339.6
15	<b>1'48.315</b>	25.273	23.040	35.466	24.536	346.1
16	56.261 P	28.011				339.6
<b>Run # 3</b> Front Tyre Slick-Soft Rear Tyre Slick-Soft						
New Tyre New Tyre						
17	1'55.265	30.291	24.435	35.934	24.605	211.3
18	<b>1'47.557</b>	25.258	22.939	35.069	24.291	347.2
19	<b>1'47.442</b>	25.070	22.861	35.132	24.379	346.1
20	<b>1'53.786</b>	25.880	25.437	36.117	26.352	343.9

**20th 36** **Joan MIR** HONDA SPA  
Repsol Honda Team

Runs=3 Total laps=16 Full laps=11 Valid laps=9

Run #	1	Front Tyre	Slick-Soft	Rear Tyre	Slick-Medium	Speed
1	2'29.241	33.778	25.493	37.291	25.435	177.6
2	<b>1'50.753</b>	26.240	23.538	35.978	24.997	341.7
3	<b>1'49.045</b>	25.729	23.189	35.564	24.563	351.7

**Fastest Lap:** Alex MARQUEZ Gresini Racing MotoG SPA **1'46.121** 24.833 22.423 34.710 24.155

These data/results cannot be reproduced, stored and/or transmitted in whole or in part by any manner of electronic, mechanical, photocopying, recording, broadcasting or otherwise now known or herein after developed without the previous express consent by the copyright owner, except for reproduction in daily press and regular printed publications on sale to the public within 60 days of the event related to those data/results and always provided that copyright symbol appears together as follows below.  
© DORNA, 2023



# Practice Nr. 1

# MotoGP

Lap	Lap Time	T1	T2	T3	T4	Speed	Lap	Lap Time	T1	T2	T3	T4	Speed
4	<b>1'52.742</b>	25.413	22.985	39.713	24.631	349.5	4	<b>1'52.509</b>	25.888	23.228	36.783	26.610	345.0
5	<b>1'48.146</b>	25.322	22.959	35.374	24.491	349.5	5	<b>1'59.037</b>	25.443	23.149	45.501	24.944	343.9
6	53.453 P	25.379				346.1	6	<b>1'48.102</b>	25.304	22.986	35.607	24.205	350.6
<b>Run # 2</b>	<b>Front Tyre</b>	Slick-Soft		<b>Rear Tyre</b>		Slick-Medium	<b>Run # 2</b>	<b>Front Tyre</b>	Slick-Medium		<b>Rear Tyre</b>		Slick-Medium
		6 Laps at start		6 Laps at start				7 Laps at start		7 Laps at start			
7	1'57.014	31.716	24.120	36.304	24.874	175.8	8	1'56.583	30.871	24.456	36.534	24.722	206.5
8	<b>1'49.560</b>	25.712	23.302	35.755	24.791	345.0		unfinished	25.370	23.000	35.416		341.7
9	<b>1'49.048</b>	25.432	23.363	35.626	24.627	345.0							
10	1'48.377 *	25.335	23.029	35.396	24.617*	343.9							
11	<b>1'48.413</b>	25.264	22.917	35.659	24.573	343.9							
12	1'55.452 P	25.356	22.979	38.829	28.288	343.9							
<b>Run # 3</b>	<b>Front Tyre</b>	Slick-Medium		<b>Rear Tyre</b>		Slick-Soft	<b>Run # 1</b>	<b>Front Tyre</b>	Slick-Medium		<b>Rear Tyre</b>		Slick-Medium
		New Tyre		New Tyre				New Tyre		New Tyre			
13	1'55.549	30.946	23.840	36.134	24.629	192.1	1	2'19.128	33.115	24.543	36.432	25.028	194.9
14	<b>1'47.760</b>	25.335	22.835	35.205	24.385	348.3	2	<b>1'49.417</b>	25.629	23.490	35.891	24.407	350.6
15	<b>1'47.614</b>	25.194	22.777	35.232	24.411	345.0	3	<b>1'48.191</b>	25.122	23.103	35.520	24.446	355.2
16	2'18.748 *	46.324	26.861	39.442	26.121*	341.7	4	<b>1'51.862</b>	25.720	23.069	38.499	24.574	343.9

**23rd 32 Lorenzo SAVADORI** APRILIA ITA  
Aprilia Racing

Runs=3 Total laps=17 Full laps=12 Valid laps=10

**21st 88 Miguel OLIVEIRA** APRILIA POR  
CryptoDATA RNF MotoGP Team

Runs=4 Total laps=17 Full laps=11 Valid laps=10

Run #	1	Front Tyre	Slick-Medium	Rear Tyre	Slick-Medium	Run #	2	Front Tyre	Slick-Medium	Rear Tyre	Slick-Medium		
		New Tyre		New Tyre				7 Laps at start		7 Laps at start			
1	2'31.434	33.769	25.759	38.196	25.281	134.1	8	2'03.737	35.285	24.631	39.244	24.577	201.8
2	<b>1'55.598</b>	27.876	26.073	36.787	24.862	349.5	9	1'48.458 *	25.451	23.051	35.448	24.508*	346.1
3	<b>1'49.453</b>	25.741	23.425	35.787	24.500	349.5	10	1'48.156 *	25.370	22.919	35.443	24.424*	342.8
4	<b>1'48.063</b>	25.250	23.052	35.342	24.419	348.3	11	<b>2'02.379</b>	29.490	27.387	41.059	24.443	346.1
5	<b>1'48.139</b>	25.287	22.993	35.376	24.483	346.1	12	<b>1'57.541</b>	28.103	24.915	39.801	24.722	346.1
6	<b>1'47.853</b>	25.276	22.798	35.295	24.484	347.2	13	<b>1'48.528</b>	25.317	23.039	35.645	24.527	347.2
7	54.658 P	26.639				342.8	14	54.995 P	26.542				339.6
<b>Run # 2</b>	<b>Front Tyre</b>	Slick-Medium		<b>Rear Tyre</b>		Slick-Medium	<b>Run # 3</b>	<b>Front Tyre</b>	Slick-Medium		<b>Rear Tyre</b>		Slick-Medium
		7 Laps at start		7 Laps at start				14 Laps at start		14 Laps at start			
8	1'08.769 P	40.885				208.0	15	2'06.342	35.298	25.675	40.805	24.564	162.4
<b>Run # 3</b>	<b>Front Tyre</b>	Slick-Medium		<b>Rear Tyre</b>		Slick-Medium	16	<b>1'51.612</b>	26.338	25.363	35.538	24.373	350.6
		8 Laps at start		8 Laps at start			17	<b>1'48.165</b>	25.248	22.913	35.584	24.420	347.2
9	1'58.733	32.506	24.246	36.736	25.245	210.9							
10	<b>1'49.189</b>	25.583	23.103	35.746	24.757	343.9							
11	1'49.344 *	25.527	23.148	35.587	25.082*	342.8							
12	53.879 P	25.428				342.8							
<b>Run # 4</b>	<b>Front Tyre</b>	Slick-Medium		<b>Rear Tyre</b>		Slick-Medium							
		12 Laps at start		12 Laps at start									
13	1'56.527	31.259	24.124	36.196	24.948	211.7							
14	<b>1'48.616</b>	25.377	23.089	35.535	24.615	343.9							
15	<b>1'51.076</b>	26.631	24.203	35.676	24.566	343.9							
16	<b>1'48.109</b>	25.235	22.997	35.383	24.494	354.0							
17	<b>1'53.239</b>	25.434	23.146	38.820	25.839	347.2							
	PIT	29.411				331.2							

**24th 94 Jonas FOLGER** KTM GER  
GASGAS Factory Racing Tech3

Runs=3 Total laps=18 Full laps=13 Valid laps=11

**22nd 41 Aleix ESPARGARO** APRILIA SPA  
Aprilia Racing

Runs=2 Total laps=8 Full laps=5 Valid laps=5

Run #	1	Front Tyre	Slick-Medium	Rear Tyre	Slick-Medium	Run #	2	Front Tyre	Slick-Soft	Rear Tyre	Slick-Medium		
		New Tyre		New Tyre				7 Laps at start		7 Laps at start			
1	2'49.089	31.274	24.960	37.183	25.400	205.3	8	2'03.224	32.145	25.933	37.996	27.150	213.0
2	<b>1'50.219</b>	25.946	23.457	36.065	24.751	346.1	9	1'55.773 *	26.178	24.249	40.043	25.303*	329.2
3	<b>1'49.351</b>	25.511	23.199	36.068	24.573	346.1	10	1'50.038 *	25.938	23.459	35.932	24.709*	338.5
							11	<b>1'57.699</b>	28.161	24.081	38.425	27.032	343.9
							12	<b>1'49.740</b>	25.720	23.304	35.951	24.765	338.5
							13	<b>1'50.285</b>	25.949	23.474	35.977	24.885	342.8

**Fastest Lap:** Alex MARQUEZ Gresini Racing MotoG SPA **1'46.121** 24.833 22.423 34.710 24.155

These data/results cannot be reproduced, stored and/or transmitted in whole or in part by any manner of electronic, mechanical, photocopying, recording, broadcasting or otherwise now known or herein after developed without the previous express consent by the copyright owner, except for reproduction in daily press and regular printed publications on sale to the public within 60 days of the event related to those data/results and always provided that copyright symbol appears together as follows below.  
© DORNA, 2023





# Practice Nr. 1

MotoGP

Lap	Lap Time	T1	T2	T3	T4	Speed	Lap	Lap Time	T1	T2	T3	T4	Speed
14	<b>1'54.267</b>	25.871	26.141	36.908	25.347	340.6							
15	56.478 P	25.926*				339.6							
Run #	3	Front Tyre	Slick-Medium	Rear Tyre	Slick-Soft								
			New Tyre		New Tyre								
16	2'07.607	35.740	26.849	39.821	25.197	141.3							
17	<b>1'50.343</b>	26.121	23.566	35.843	24.813	343.9							
18	<b>1'48.482</b>	25.407	23.111	35.344	24.620	341.7							

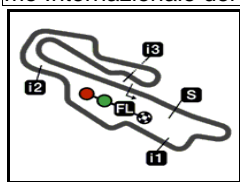
**Fastest Lap:** Alex MARQUEZ      Gresini Racing MotoG SPA      **1'46.121**      24.833      22.423      34.710      24.155

These data/results cannot be reproduced, stored and/or transmitted in whole or in part by any manner of electronic, mechanical, photocopying, recording, broadcasting or otherwise now known or herein after developed without the previous express consent by the copyright owner, except for reproduction in daily press and regular printed publications on sale to the public within 60 days of the event related to those data/results and always provided that copyright symbol appears together as follows below.  
© DORNA, 2023

Official MotoGP Timing by **TISSOT**  
www.motogp.com

**Mugello, Friday, June 09, 2023**





5245 m.

## GRAN PREMIO D'ITALIA OAKLEY

## Practice Nr. 1

## Best Partial Times

IT Ideal Lap Time, sum of the best partial times

BT Best Lap Time

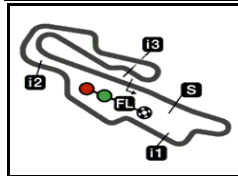
T1		T2		T3		T4				IT		BT	
Pos	Rider	Time	Rider	Time	Rider	Time	Rider	Time	Pos	Rider	IT	BT	
1	B.BINDER	24.775	A.MARQUEZ	22.423	T.NAKAGAMI	34.710	J.MARTIN	23.956	1	A.MARQUEZ	1'46.121	1'46.121	(1)
2	A.MARQUEZ	24.833	F.QUARTARARO	22.446	A.MARQUEZ	34.710	M.BEZZECCHI	23.986	2	F.QUARTARARO	1'46.208	1'46.208	(2)
3	M.VIÑALES	24.844	M.VIÑALES	22.495	F.QUARTARARO	34.712	M.MARQUEZ	24.020	3	B.BINDER	1'46.225	1'46.225	(3)
4	J.MILLER	24.863	J.ZARCO	22.519	A.RINS	34.722	F.MORBIDELLI	24.038	4	M.BEZZECCHI	1'46.229	1'46.301	(4)
5	M.PIRRO	24.865	R.FERNANDEZ	22.529	B.BINDER	34.778	R.FERNANDEZ	24.044	5	J.ZARCO	1'46.300	1'46.335	(5)
6	M.BEZZECCHI	24.888	M.BEZZECCHI	22.535	J.ZARCO	34.792	E.BASTIANINI	24.047	6	J.MARTIN	1'46.361	1'46.361	(6)
7	M.MARQUEZ	24.895	M.MARQUEZ	22.536	J.MARTIN	34.809	J.ZARCO	24.055	7	M.PIRRO	1'46.368	1'46.488	(11)
8	J.MARTIN	24.904	J.MILLER	22.544	M.PIRRO	34.818	B.BINDER	24.072	8	M.VIÑALES	1'46.392	1'46.404	(8)
9	F.QUARTARARO	24.911	F.MORBIDELLI	22.589	M.BEZZECCHI	34.820	A.RINS	24.089	9	F.MORBIDELLI	1'46.400	1'46.400	(7)
10	F.MORBIDELLI	24.920	M.PIRRO	22.596	M.VIÑALES	34.833	M.PIRRO	24.089	10	M.MARQUEZ	1'46.409	1'46.409	(9)
11	F.BAGNAIA	24.922	B.BINDER	22.600	R.FERNANDEZ	34.841	F.QUARTARARO	24.139	11	R.FERNANDEZ	1'46.428	1'46.428	(10)
12	J.ZARCO	24.934	A.RINS	22.602	F.MORBIDELLI	34.853	F.BAGNAIA	24.148	12	A.RINS	1'46.493	1'46.506	(12)
13	E.BASTIANINI	24.954	T.NAKAGAMI	22.635	F.DI GIANNANTO	34.939	F.DI GIANNANTO	24.148	13	T.NAKAGAMI	1'46.506	1'46.506	(13)
14	T.NAKAGAMI	24.977	E.BASTIANINI	22.649	M.MARQUEZ	34.958	A.MARQUEZ	24.155	14	J.MILLER	1'46.557	1'46.564	(14)
15	L.MARINI	24.996	F.BAGNAIA	22.657	J.MILLER	34.966	T.NAKAGAMI	24.184	15	E.BASTIANINI	1'46.665	1'46.801	(15)
16	F.DI GIANNANTO	25.009	J.MARTIN	22.692	L.MARINI	34.975	J.MILLER	24.184	16	F.DI GIANNANTO	1'46.791	1'46.889	(17)
17	R.FERNANDEZ	25.014	L.MARINI	22.695	E.BASTIANINI	35.015	A.ESPARGARO	24.205	17	F.BAGNAIA	1'46.824	1'46.839	(16)
18	A.FERNANDEZ	25.070	F.DI GIANNANTO	22.695	A.FERNANDEZ	35.069	M.VIÑALES	24.220	18	L.MARINI	1'46.934	1'46.934	(18)
19	A.RINS	25.080	J.MIR	22.777	F.BAGNAIA	35.097	L.SAVADORI	24.249	19	A.FERNANDEZ	1'47.291	1'47.442	(19)
20	L.SAVADORI	25.122	M.OLIVEIRA	22.798	J.MIR	35.205	L.MARINI	24.268	20	J.MIR	1'47.561	1'47.614	(20)
21	J.MIR	25.194	A.FERNANDEZ	22.861	M.OLIVEIRA	35.295	A.FERNANDEZ	24.291	21	L.SAVADORI	1'47.727	1'48.165	(23)
22	M.OLIVEIRA	25.235	L.SAVADORI	22.913	J.FOLGER	35.344	J.MIR	24.385	22	M.OLIVEIRA	1'47.747	1'47.853	(21)
23	A.ESPARGARO	25.304	A.ESPARGARO	22.986	A.ESPARGARO	35.416	M.OLIVEIRA	24.419	23	A.ESPARGARO	1'47.911	1'48.102	(22)
24	J.FOLGER	25.407	J.FOLGER	23.111	L.SAVADORI	35.443	J.FOLGER	24.620	24	J.FOLGER	1'48.482	1'48.482	(24)

These data/results cannot be reproduced, stored and/or transmitted in whole or in part by any manner of electronic, mechanical, photocopying, recording, broadcasting or otherwise now known or herein after developed without the previous express consent by the copyright owner, except for reproduction in daily press and regular printed publications on sale to the public within 60 days of the event related to those data/results and always provided that copyright symbol appears together as follows below.

© DORNA, 2023


Official MotoGP Timing by   
www.motogp.com





5245 m.

**GRAN PREMIO D'ITALIA OAKLEY****Practice Nr. 1****Fastest Laps Sequence**

<i>Practice Time</i>	 <i>Rider</i>	<i>Nation</i>	<i>Motorcycle</i>	<i>Time</i>	<i>Km/h</i>	<i>Rider's Lap</i>
<b>3'52.028</b>	51 <b>Michele PIRRO</b>	ITA	DUCATI	<b>1'47.905</b>	174.9	2
<b>5'38.945</b>	51 <b>Michele PIRRO</b>	ITA	DUCATI	<b>1'46.917</b>	176.6	3
<b>9'26.016</b>	73 <b>Alex MARQUEZ</b>	SPA	DUCATI	<b>1'46.852</b>	176.7	5
<b>31'16.906</b>	51 <b>Michele PIRRO</b>	ITA	DUCATI	<b>1'46.824</b>	176.7	12
<b>41'50.989</b>	12 <b>Maverick VIÑALES</b>	SPA	APRILIA	<b>1'46.404</b>	177.4	16
<b>42'40.170</b>	89 <b>Jorge MARTIN</b>	SPA	DUCATI	<b>1'46.361</b>	177.5	17
<b>42'48.588</b>	20 <b>Fabio QUARTARARO</b>	FRA	YAMAHA	<b>1'46.208</b>	177.7	16
<b>44'22.871</b>	73 <b>Alex MARQUEZ</b>	SPA	DUCATI	<b>1'46.121</b>	177.9	17

These data/results cannot be reproduced, stored and/or transmitted in whole or in part by any manner of electronic, mechanical, photocopying, recording, broadcasting or otherwise now known or herein after developed without the previous express consent by the copyright owner, except for reproduction in daily press and regular printed publications on sale to the public within 60 days of the event related to those data/results and always provided that copyright symbol appears together as follows below.

© DORNA, 2023

Official MotoGP Timing by **TISSOT**  
www.motogp.com

**Mugello, Friday, June 09, 2023**