


LIQUI MOLY MOTORRAD GRAND PRIX DEUTSCHLAND

Practice Nr. 2

Classification

6

	Rider	Nation	Team	Motorcycle	Time	Lap Total	Gap	Top Speed
1	18 Matteo BERTELLE	ITA	Rivacold Snipers Team	HONDA	1'38.972	15 17		204.9
2	31 Adrian FERNANDEZ	SPA	Leopard Racing	HONDA	1'39.364	8 14	0.392 0.392	205.7
3	53 Deniz ÖNCÜ	TUR	Red Bull KTM Ajo	KTM	1'39.440	13 13	0.468 0.076	206.5
4	64 Mario AJI	INA	Honda Team Asia	HONDA	1'39.529	15 15	0.557 0.089	200.3
5	16 Andrea MIGNO	ITA	CIP Green Power	KTM	1'39.857	12 17	0.885 0.328	206.8
6	10 Diogo MOREIRA	BRA	MT Helmets - MSI	KTM	1'39.970	6 9	0.998 0.113	209.3
7	6 Ryusei YAMANAKA	JPN	Gaviota GASGAS Aspar M3	GASGAS	1'40.189	12 15	1.217 0.219	202.6
8	43 Xavier ARTIGAS	SPA	CFMOTO Racing PruestelGP	CFMOTO	1'40.201	14 14	1.229 0.012	208.4
9	82 Stefano NEPA	ITA	Angeluss MTA Team	KTM	1'40.278	8 11	1.306 0.077	206.1
10	80 David ALONSO	COL	Gaviota GASGAS Aspar M3	GASGAS	1'40.291	15 17	1.319 0.013	206.5
11	38 David SALVADOR	SPA	CIP Green Power	KTM	1'40.486	16 18	1.514 0.195	206.8
12	55 Romano FENATI	ITA	Rivacold Snipers Team	HONDA	1'40.529	14 14	1.557 0.043	203.0
13	96 Daniel HOLGADO	SPA	Red Bull KTM Tech3	KTM	1'40.649	4 7	1.677 0.120	207.2
14	54 Riccardo ROSSI	ITA	SIC58 Squadra Corse	HONDA	1'40.846	19 19	1.874 0.197	204.9
15	5 Jaume MASIA	SPA	Leopard Racing	HONDA	1'41.048	7 8	2.076 0.202	206.8
16	72 Taiyo FURUSATO	JPN	Honda Team Asia	HONDA	1'41.054	13 13	2.082 0.006	203.3
17	70 Joshua WHATLEY	GBR	VisionTrack Racing Team	HONDA	1'41.138	12 16	2.166 0.084	202.6
18	27 Kaito TOBA	JPN	SIC58 Squadra Corse	HONDA	1'41.478	10 14	2.506 0.340	204.1
19	48 Ivan ORTOLÁ	SPA	Angeluss MTA Team	KTM	1'41.627	8 10	2.655 0.149	205.7
20	99 José Antonio RUEDA	SPA	Red Bull KTM Ajo	KTM	1'41.648	15 16	2.676 0.021	205.3
21	71 Ayumu SASAKI	JPN	Liqui Moly Husqvarna Intact GP	HUSQVARNA	1'41.826	8 10	2.854 0.178	206.5
22	57 Danial SHAHRIL	MAL	MT Helmets - MSI	KTM	1'41.986	14 14	3.014 0.160	204.9
23	7 Filippo FARIOLI	ITA	Red Bull KTM Tech3	KTM	1'42.003	14 14	3.031 0.017	203.0
24	95 Collin VEIJER	NED	Liqui Moly Husqvarna Intact GP	HUSQVARNA	1'42.532	13 13	3.560 0.529	204.5
25	33 Tatchakorn BUASRI	THA	Honda Team Asia	HONDA	1'42.590	15 15	3.618 0.058	201.8
26	22 Ana CARRASCO	SPA	BOE Motorsports	KTM	1'42.910	12 12	3.938 0.320	203.0
27	19 Scott OGDEN	GBR	VisionTrack Racing Team	HONDA	1'42.968	4 4	3.996 0.058	200.0
Not qualified (Out 105%)					1'43.920			
	66 Joel KELSO	AUS	CFMOTO Racing PruestelGP	CFMOTO	1'45.530	6 9	6.558 2.562	204.1
Not classified								
	44 David MUÑOZ	SPA	BOE Motorsports	KTM				

Practice condition: **Wet**

Air: 15°

Humidity: 73%

Ground: 22°

Fastest Lap:	Lap: 15	Matteo BERTELLE	1'38.972	133.5 Km/h
Best Race Lap:	2022	Deniz ÖNCÜ	1'26.253	153.2 Km/h
All Time Lap Record:	2023	Ayumu SASAKI	1'25.840	153.9 Km/h

The results are provisional until the end of the limit for protest and appeals.

Time limit for protest expires 30' after publication of the results - Time:

These data/results cannot be reproduced, stored and/or transmitted in whole or in part by any manner of electronic, mechanical, photocopying, recording, broadcasting or otherwise now known or herein after developed without the previous express consent by the copyright owner, except for reproduction in daily press and regular printed publications on sale to the public within 60 days of the event related to those data/results and always provided that copyright symbol appears together as follows below.

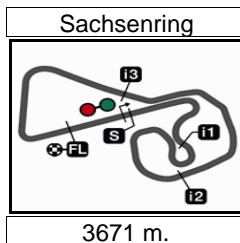
© DORNA, 2023

Official MotoGP Timing by TISSOT
www.motogp.com

Sachsenring, Friday, June 16, 2023

moto3™





Results and timing service provided by **TISSOT**


Moto3™

LIQUI MOLY MOTORRAD GRAND PRIX DEUTSCHLAND

Practice Nr. 2

Combined Practice Times

7

	Rider	Nation	Team	MOTORCYCLE	P1	P2	Gap
1	71 A.SAKI	JPN	Liqui Moly Husqvarna Intact GP	HUSQVARNA	1'25.840	11	1'41.826 8
2	53 D.ÖNCÜ	TUR	Red Bull KTM Ajo	KTM	1'26.089	14	1'39.440 13 0.249 0.249
3	5 J.MASIA	SPA	Leopard Racing	HONDA	1'26.407	17	1'41.048 7 0.567 0.318
4	48 I.ORTOLÁ	SPA	Angeluss MTA Team	KTM	1'26.673	16	1'41.627 8 0.833 0.266
5	6 R.YAMANAKA	JPN	Gaviota GASGAS Aspar M3	GASGAS	1'26.841	19	1'40.189 12 1.001 0.168
6	96 D.HOLGADO	SPA	Red Bull KTM Tech3	KTM	1'26.843	16	1'40.649 4 1.003 0.002
7	27 K.TOBA	JPN	SIC58 Squadra Corse	HONDA	1'27.068	17	1'41.478 10 1.228 0.225
8	82 S.NEPA	ITA	Angeluss MTA Team	KTM	1'27.120	17	1'40.278 8 1.280 0.052
9	99 J.RUEDA	SPA	Red Bull KTM Ajo	KTM	1'27.242	18	1'41.648 15 1.402 0.122
10	18 M.BERTELLE	ITA	Rivacold Snipers Team	HONDA	1'27.272	16	1'38.972 15 1.432 0.030
11	80 D.ALONSO	COL	Gaviota GASGAS Aspar M3	GASGAS	1'27.299	18	1'40.291 15 1.459 0.027
12	16 A.MIGNO	ITA	CIP Green Power	KTM	1'27.347	14	1'39.857 12 1.507 0.048
13	10 D.MOREIRA	BRA	MT Helmets - MSI	KTM	1'27.390	16	1'39.970 6 1.550 0.043
14	95 C.VEIJER	NED	Liqui Moly Husqvarna Intact GP	HUSQVARNA	1'27.502	19	1'42.532 13 1.662 0.112
15	55 R.FENATI	ITA	Rivacold Snipers Team	HONDA	1'27.579	10	1'40.529 14 1.739 0.077
16	19 S.OGDEN	GBR	VisionTrack Racing Team	HONDA	1'27.585	15	1'42.968 4 1.745 0.006
17	44 D.MUÑOZ	SPA	BOE Motorsports	KTM	1'27.641	14	1.801 0.056
18	43 X.ARTIGAS	SPA	CFMOTO Racing PruestelGP	CFMOTO	1'27.719	17	1'40.201 14 1.879 0.078
19	38 D.SALVADOR	SPA	CIP Green Power	KTM	1'27.800	15	1'40.486 16 1.960 0.081
20	72 T.FURUSATO	JPN	Honda Team Asia	HONDA	1'27.815	16	1'41.054 13 1.975 0.015
21	7 F.FARIOLI	ITA	Red Bull KTM Tech3	KTM	1'27.820	16	1'42.003 14 1.980 0.005
22	70 J.WHATLEY	GBR	VisionTrack Racing Team	HONDA	1'27.822	16	1'41.138 12 1.982 0.002
23	66 J.KELSO	AUS	CFMOTO Racing PruestelGP	CFMOTO	1'28.014	15	1'45.530 6 2.174 0.192
24	31 A.FERNANDEZ	SPA	Leopard Racing	HONDA	1'28.483	20	1'39.364 8 2.643 0.469
25	54 R.ROSSI	ITA	SIC58 Squadra Corse	HONDA	1'28.866	9	1'40.846 19 3.026 0.383
26	64 M.AJI	INA	Honda Team Asia	HONDA	1'29.166	8	1'39.529 15 3.326 0.300
27	22 A.CARRASCO	SPA	BOE Motorsports	KTM	1'29.197	13	1'42.910 12 3.357 0.031
28	33 T.BUASRI	THA	Honda Team Asia	HONDA	1'29.207	17	1'42.590 15 3.367 0.010
29	57 D.SHAHRIL	MAL	MT Helmets - MSI	KTM	1'29.920	14	1'41.986 14 4.080 0.713

Pole Position Record:	2022	Izan GUEVARA	1'25.869	153.9 Km/h
Best Race Lap:	2022	Deniz ÖNCÜ	1'26.253	153.2 Km/h
All Time Lap Record:	2023	Ayumu SASAKI	1'25.840	153.9 Km/h

The results are provisional until the end of the limit for protest and appeals.

Time limit for protest expires 60' after publication of the results - Time:

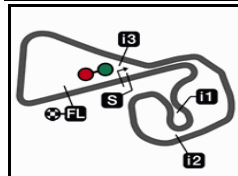
These data/results cannot be reproduced, stored and/or transmitted in whole or in part by any manner of electronic, mechanical, photocopying, recording, broadcasting or otherwise now known or herein after developed without the previous express consent by the copyright owner, except for reproduction in daily press and regular printed publications on sale to the public within 60 days of the event related to those data/results and always provided that copyright symbol appears together as follows below.

© DORNA, 2023

Official MotoGP Timing by **TISSOT**
www.motogp.com

Sachsenring, Friday, June 16, 2023





3671 m.

LIQUI MOLY MOTORRAD GRAND PRIX DEUTSCHLAND

Practice Nr. 2

Top Speed & Average

8



Rider	Nation	Motorcycle	Top 5 speeds					Average	Top
10 Diogo MOREIRA	BRA	KTM	209.3	207.2	206.5	205.7	205.3	206.6	209.3
43 Xavier ARTIGAS	SPA	CFMOTO	208.4	206.5	205.7	205.7	205.7	206.4	208.4
96 Daniel HOLGADO	SPA	KTM	207.2	205.3	204.9	204.1	203.7	205.0	207.2
5 Jaume MASIA	SPA	HONDA	206.8	205.3	205.3	205.3	204.5	205.2	206.8
16 Andrea MIGNO	ITA	KTM	206.8	204.5	204.5	204.1	203.7	204.4	206.8
38 David SALVADOR	SPA	KTM	206.8	205.7	204.5	204.5	204.1	204.8	206.8
53 Deniz ÖNCÜ	TUR	KTM	206.5	204.5	204.1	204.1	204.1	204.7	206.5
71 Ayumu SASAKI	JPN	HUSQVARNA	206.5	206.1	204.9	204.1	204.1	205.1	206.5
80 David ALONSO	COL	GASGAS	206.5	206.1	206.1	206.1	205.7	206.1	206.5
82 Stefano NEPA	ITA	KTM	206.1	205.3	203.7	203.3	203.0	204.1	206.1
31 Adrian FERNANDEZ	SPA	HONDA	205.7	205.7	204.9	204.9	204.5	205.1	205.7
48 Ivan ORTOLÁ	SPA	KTM	205.7	205.3	204.5	204.1	204.1	204.7	205.7
99 José Antonio RUEDA	SPA	KTM	205.3	204.9	204.9	204.5	204.5	204.8	205.3
18 Matteo BERTELLE	ITA	HONDA	204.9	204.9	204.5	204.5	204.5	204.6	204.9
54 Riccardo ROSSI	ITA	HONDA	204.9	204.5	204.1	203.7	203.7	204.2	204.9
57 Danial SHAHRIL	MAL	KTM	204.9	203.0	202.6	202.2	201.8	202.6	204.9
95 Collin VEIJER	NED	HUSQVARNA	204.5	204.1	204.1	204.1	203.3	203.8	204.5
27 Kaito TOBA	JPN	HONDA	204.1	203.3	203.3	203.0	202.6	203.3	204.1
66 Joel KELSO	AUS	CFMOTO	204.1	203.7	203.3	203.3	202.6	203.4	204.1
72 Taiyo FURUSATO	JPN	HONDA	203.3	203.0	202.6	202.6	202.6	202.8	203.3
7 Filippo FARIOLI	ITA	KTM	203.0	202.6	201.8	201.8	201.4	202.1	203.0
22 Ana CARRASCO	SPA	KTM	203.0	202.6	202.2	202.2	201.8	202.3	203.0
55 Romano FENATI	ITA	HONDA	203.0	202.2	202.2	202.2	201.8	202.3	203.0
6 Ryusei YAMANAKA	JPN	GASGAS	202.6	202.6	202.2	202.2	201.4	201.9	202.6
70 Joshua WHATLEY	GBR	HONDA	202.6	202.6	201.8	201.4	201.1	201.7	202.6
33 Tatchakorn BUASRI	THA	HONDA	201.8	201.4	201.4	201.1	201.1	201.3	201.8
64 Mario AJI	INA	HONDA	200.3	198.8	198.1	197.8	197.8	198.6	200.3
19 Scott OGDEN	GBR	HONDA	200.0	200.0	198.5	198.5		199.3	200.0

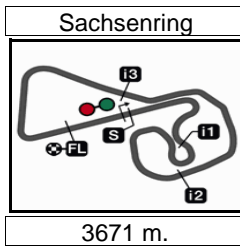
These data/results cannot be reproduced, stored and/or transmitted in whole or in part by any manner of electronic, mechanical, photocopying, recording, broadcasting or otherwise now known or herein after developed without the previous express consent by the copyright owner, except for reproduction in daily press and regular printed publications on sale to the public within 60 days of the event related to those data/results and always provided that copyright symbol appears together as follows below.

© DORNA, 2023

Official MotoGP Timing by TISSOT
www.motogp.com



Sachsenring, Friday, June 16, 2023



LIQUI MOLY MOTORRAD GRAND PRIX DEUTSCHLAND

Practice Nr. 2

Chronological Analysis of Performances

9

* Lap / Sector time cancelled T1 Time from finish line to 1st intermediate T3 Time from 2nd intermed. to 3rd intermed.
P Crossing the finish line in pit lane T2 Time from 1st intermed. to 2nd intermed. T4 Time from 3rd intermediate to finish line

Lap	Lap Time	T1	T2	T3	T4	Speed	Lap	Lap Time	T1	T2	T3	T4	Speed
1st 18 Matteo BERTELLE Rivacold Snipers Tea ITA							8 1'40.810 23.039 28.322 23.180 26.269 203.0						
Runs=2 Total laps=17 Full laps=14 Valid laps=12							9 1'40.292 22.870 28.137 23.000 26.285 204.1						
1	8'35.563	25.265	34.519	27.212	29.675		10	1'39.685	22.770	28.261	22.893	25.761	204.1
2	1'51.587	25.730	32.508	25.517	27.832	195.2	11	1'39.875	22.718	27.995	23.128	26.034	206.5
3	1'45.288	24.287	30.055	24.111	26.835	198.8	12	1'39.807	22.783	27.672	23.299	26.053	204.5
4	1'43.399	23.735	29.012	24.177	26.475	201.4	13	1'39.440	22.589	27.803	23.018	26.030	203.7
5	2'03.087 P	23.77*	35.282*	28.971*	35.056	201.1	unfinished 22.595 27.776 204.1						
6	11'24.135 P	26.032	31.851	25.424	27.020		4th 64 Mario AJI Honda Team Asia INA						
7	1'42.977	23.618	28.851	23.999	26.509	202.6	Runs=2 Total laps=15 Full laps=12 Valid laps=11						
8	1'42.110	23.396	28.716	23.974	26.024	203.3	1	8'32.232	24.932	31.822	26.651	28.188	
9	1'41.409	23.160	28.725	23.516	26.008	204.5	2	1'45.735 *	24.014	29.544	24.826	27.351*	197.0
10	1'39.947	23.066	28.079	23.095	25.707	204.9	3	1'42.764	23.607	28.940	24.137	26.080	197.4
11	1'40.222	23.038	28.053	23.257	25.874	204.1	4	1'42.552	23.564	29.316	23.660	26.012	198.8
12	1'40.586	22.835	28.058	23.790	25.903	204.5	5	1'56.773 P	23.238	29.454*	28.479*	35.602	200.3
13	1'41.890	24.194	28.472	23.400	25.824	204.1	6	11'17.563 P	26.396	29.892	24.698	26.760*	
14	1'39.946 *	22.686	28.107	23.303*	25.850*	204.5	7	1'42.176	23.588	28.544	23.998	26.046	197.8
15	1'38.972	22.748	27.965	22.725	25.534	204.9	8	1'41.538	22.989	28.386	23.885	26.278	198.1
16	1'48.513 *	23.045	32.137*	25.626	27.705	204.5	9	1'40.613	22.935	28.042	23.751	25.885	197.8
17	1'40.660	23.175	28.350	23.220	25.915	202.2	10	1'40.009	22.656	27.926	23.663	25.764	197.0
2nd 31 Adrian FERNANDEZ Leopard Racing SPA							11	1'39.825	22.769	27.945	23.435	25.676	197.0
Runs=2 Total laps=14 Full laps=10 Valid laps=8							12	1'39.775	22.665	27.854	23.428	25.828	196.7
1	12'52.503	25.574	32.671	26.400	28.301		13	1'40.390	22.692	28.148	23.551	25.999	196.0
2	1'53.808 P	24.314	29.716	24.711*	35.067	202.2	14	1'39.801	22.666	27.926	23.410	25.799	197.0
3	12'40.063 P	24.303	29.581	23.916	26.126		15	1'39.529	22.594	27.786	23.255	25.894	197.4
4	1'41.131	23.041	28.477	23.575	26.038	203.3	unfinished 22.547 196.7						
5	1'41.260	23.022	28.731	23.362	26.145	204.5	5th 16 Andrea MIGNO CIP Green Power ITA						
6	1'40.207	22.874	28.167	23.262	25.904	205.7	Runs=2 Total laps=17 Full laps=14 Valid laps=13						
7	1'40.074	22.787	28.138	23.242	25.907	204.1	1	7'56.986	24.863	31.790	26.737	28.353	
8	1'39.364	22.559	27.879	23.181	25.745	204.9	2	1'45.744	24.283	29.767	24.961	26.733	201.1
9	1'39.393	22.555	27.921	22.968	25.949	205.7	3	1'44.231	23.714	29.278	24.501	26.738	201.8
10	1'39.904	22.800	28.240	23.056	25.808	204.1	4	1'45.318	23.832	30.979	24.113	26.394	201.4
11	1'40.878 *	22.709	28.508	23.561*	26.100*	204.9	5	1'52.605 P	23.360	29.099	25.497*	34.649	201.8
12	1'39.973	22.633	27.953	23.346	26.041	203.3	6	12'11.781 P	23.688	30.083	24.667	26.617	
13	1'45.947 *	23.177	30.983*	24.697	27.090	202.6	7	1'42.636	23.564	28.854	24.131	26.087	202.6
14	1'49.915 P	23.246	29.439	24.346	32.884	202.6	8	1'41.481	23.195	28.443	23.845	25.998	203.7
3rd 53 Deniz ÖNCÜ Red Bull KTM Ajo TUR							9	1'41.550	23.368	28.509	23.593	26.080	203.0
Runs=2 Total laps=13 Full laps=10 Valid laps=10							10	1'40.995	23.294	28.308	23.646	25.747	206.8
1	8'27.616	26.747	33.752	27.936	28.790		11	1'41.437	23.283	28.373	23.914	25.867	203.7
2	1'48.545	24.834	30.936	25.354	27.421	198.8	12	1'39.857	22.995	28.038	23.237	25.587	203.0
3	1'44.373	23.983	29.502	24.072	26.816	200.3	13	1'40.091	22.983	28.159	23.208	25.741	204.5
4	1'42.668	23.654	29.267	23.590	26.157	200.3	14	1'40.838	22.849	27.932	23.727	26.330	203.7
5	1'53.374 P	23.228	30.044*	27.286*	32.816	203.3	15	1'40.671	22.934	28.370	23.551	25.816	204.1
6	11'44.848 P	23.073	30.198	23.992	26.788		16	1'54.285 *	28.009	34.895*	24.739	26.642	201.8
7	1'41.522	23.268	28.490	23.564	26.200	201.1	17	1'40.913	22.996	28.550	23.349	26.018	204.5

Fastest Lap: Matteo BERTELLE Rivacold Snipers Tea ITA **1'38.972** 22.748 27.965 22.725 25.534

These data/results cannot be reproduced, stored and/or transmitted in whole or in part by any manner of electronic, mechanical, photocopying, recording, broadcasting or otherwise now known or herein after developed without the previous express consent by the copyright owner, except for reproduction in daily press and regular printed publications on sale to the public within 60 days of the event related to those data/results and always provided that copyright symbol appears together as follows below.
© DORNA, 2023



Practice Nr. 2

Moto3

Lap	Lap Time	T1	T2	T3	T4	Speed	Lap	Lap Time	T1	T2	T3	T4	Speed	
6th	10	Diogo MOREIRA MT Helmets - MSI BRA				8	1'40.278	22.859	28.106	23.223	26.090	203.7		
		Runs=1	Total laps=9	Full laps=7	Valid laps=6	9	1'45.158	22.959	28.320	23.899	29.980	206.1		
1	30'44.420	26.068	32.713	25.207	27.316	10	1'40.576	22.864	28.379	23.456	25.877	203.3		
2	1'43.366	23.607	29.350	24.160	26.249	203.7	11	1'52.121 P	22.966	28.903	24.391*	35.861	205.3	
3	1'41.188	22.969	28.704	23.351	26.164	204.9	10th 80 David ALONSO Gaviota GASGAS Asp COL							
4	1'41.244	22.989	28.549	23.568	26.138	205.7		Runs=2	Total laps=17	Full laps=14	Valid laps=11			
5	1'40.280	22.725	28.436	23.335	25.784	209.3	1	8'35.156	27.074	36.506	29.173	30.271		
6	1'39.970	22.578	28.392	23.239	25.761	207.2	2	1'55.644	25.751	33.991	26.715	29.187	201.1	
7	1'40.558 *	22.741	28.486	23.265*	26.066*	206.5	3	1'53.038	25.293	32.707	26.540	28.498	201.1	
8	1'40.419	22.735	28.523	23.166	25.995	205.3	4	1'50.938 *	25.144	31.856	26.103*	27.835	201.8	
9	1'49.819 P	23.970	30.421*	24.960	30.468	205.3	5	1'53.224 P	24.57*	31.366*	25.610*	31.674	202.2	
7th 6 Ryusei YAMANAKA Gaviota GASGAS Asp JPN						6	11'00.052 P	24.423	31.500	25.280	27.774			
		Runs=3	Total laps=15	Full laps=10	Valid laps=10	7	1'45.484	23.927	30.692	24.192	26.673	203.0		
1	9'55.047	24.917	32.176	26.029	28.169	8	1'43.248	23.592	29.682	23.830	26.144	205.7		
2	1'46.459	24.069	30.434	24.742	27.214	198.8	9	1'42.340	23.166	29.324	23.759	26.091	206.1	
3	1'44.279	23.307	30.056	24.167	26.749	200.7	10	1'43.528	24.371	29.365	23.780	26.012	204.5	
4	1'56.022 P	23.231	29.443*	27.566*	35.782	201.4	11	1'42.108	23.166	29.073	23.622	26.247	204.9	
5	11'24.430 P	21.055	29.021	23.449	26.363	6	1'42.270	23.402	29.217	23.577	26.074	204.1		
6	1'41.326	22.990	28.750	23.398	26.188	200.7	12	1'41.411	23.094	28.967	23.356	25.994	206.1	
7	1'41.465	22.984	28.854	23.504	26.123	200.7	13	1'41.411	23.094	28.967	23.356	25.994	206.1	
8	1'41.911	23.352	28.670	23.480	26.409	201.4	14	1'41.595 *	23.055	28.897	23.485*	26.158*	206.5	
9	1'40.911	22.930	28.531	23.420	26.030	202.2	15	1'40.291	22.908	28.631	23.112	25.640	206.1	
10	1'40.457	22.855	28.358	23.235	26.009	201.4	16	1'42.808 *	22.842	29.080*	24.493	26.393	205.3	
11	1'40.926	22.785	28.393	23.395	26.353	201.4	17	1'41.345	22.979	28.779	23.612	25.975	204.5	
12	1'40.189	22.655	28.361	23.223	25.950	202.6	11th 38 David SALVADOR CIP Green Power SPA							
13	1'44.386 P	22.685	28.198	23.396	30.107	202.6		Runs=2	Total laps=18	Full laps=15	Valid laps=13			
14	4'29.929	21.992	29.123	23.871	26.420	202.2	1	6'32.678	28.997	35.223	28.177	29.332		
15	1'41.234	22.907	28.739	23.502	26.086	202.2	2	1'50.917	25.161	31.994	26.121	27.641	200.0	
8th 43 Xavier ARTIGAS CFMOTO Racing Pru SPA						3	1'47.133	23.879	30.624	25.240	27.390	202.2		
		Runs=2	Total laps=14	Full laps=11	Valid laps=10	4	1'45.014	23.758	29.874	24.614	26.768	202.6		
1	13'38.021	26.118	33.902	26.909	28.273	5	1'44.569	23.594	29.493	24.688	26.794	202.6		
2	1'59.059 P	23.843	31.717*	28.603*	34.896	202.6	6	2'12.581 P	36.76*	37.087*	26.786*	31.943	203.0	
3	11'31.704 P	27.205	31.648	25.729	27.619	205.7	7	11'15.540 P	25.630	31.382	25.216	27.009		
4	1'44.204	23.599	30.178	23.901	26.526	205.7	8	1'44.390	23.732	29.590	24.431	26.637	201.8	
5	1'41.273	23.097	28.855	23.411	25.910	208.4	9	1'42.521	23.464	29.022	23.821	26.214	204.1	
6	1'41.083	22.935	28.584	23.504	26.060	204.9	10	1'41.522	22.952	28.794	23.814	25.962	204.1	
7	1'44.853	24.547	30.022	24.237	26.047	205.7	11	1'41.487	22.861	28.961	23.770	25.895	203.7	
8	1'40.298	22.580	28.198	23.528	25.992	205.3	12	1'41.824	23.028	28.645	24.011	26.140	204.1	
9	1'43.271	23.995	28.942	24.197	26.137	206.5	13	1'41.930	22.899	29.091	23.905	26.035	203.3	
10	1'40.779	22.853	28.230	23.611	26.085	204.5	14	1'44.811	26.263	28.946	23.779	25.823	203.7	
11	1'40.719	22.647	28.197	23.622	26.253	205.3	15	1'42.198 *	22.993	29.367	23.901*	25.937*	206.8	
12	1'41.702	23.492	28.505	23.756	25.949	204.1	16	1'40.486	22.758	28.551	23.472	25.705	205.7	
13	1'52.451 *	28.806	30.745*	25.292	27.608	205.7	17	1'45.409 *	22.867	29.740*	25.250	27.552	204.5	
14	1'40.201	22.482	28.270	23.626	25.823	203.3	18	1'41.060	23.020	28.561	23.689	25.790	204.5	
9th 82 Stefano NEPA Angeluss MTA Team ITA						12th 55 Romano FENATI Rivacold Snipers Tea ITA								
		Runs=2	Total laps=11	Full laps=7	Valid laps=7			Runs=3	Total laps=14	Full laps=9	Valid laps=8			
1	13'34.424	29.792	33.054	26.632	28.034	1	10'24.447	25.200	32.222	26.076	28.121			
2	1'56.957 P	24.156	31.141*	28.804*	32.856	199.6	2	1'46.634	23.994	29.940	25.401	27.299	200.7	
3	11'39.716 P	26.578	31.096	25.292	27.059	205.7	3	1'44.321	23.584	29.369	24.644	26.724	197.8	
4	1'44.005	23.654	29.673	24.287	26.391	199.6	4	2'03.192 P	23.34*	36.693*	29.355*	33.799	202.2	
5	1'42.324	23.183	28.979	23.998	26.164	202.6	5	11'17.275 P	25.194	30.636	24.567	26.713		
6	1'42.596	23.046	28.862	23.855	26.833	203.0	6	1'42.998	23.586	29.103	24.078	26.231	200.3	
7	1'40.658	23.017	28.298	23.372	25.971	203.0	7	1'41.606	22.982	28.640	23.941	26.043	202.2	
							8	1'41.548	23.013	28.728	23.628	26.179	201.8	

Fastest Lap: Matteo BERTELLE Rivacold Snipers Tea ITA **1'38.972** 22.748 27.965 22.725 25.534

These data/results cannot be reproduced, stored and/or transmitted in whole or in part by any manner of electronic, mechanical, photocopying, recording, broadcasting or otherwise now known or herein after developed without the previous express consent by the copyright owner, except for reproduction in daily press and regular printed publications on sale to the public within 60 days of the event related to those data/results and always provided that copyright symbol appears together as follows below.
© DORNA, 2023

Practice Nr. 2

Moto3

Lap	Lap Time		T1	T2	T3	T4	Speed	Lap	Lap Time		T1	T2	T3	T4	Speed
9	1'51.500	P	26.008	29.174	24.387	31.931	202.2	5	1'45.497	*	23.644	29.200	25.334*	27.319*	201.1
10	5'10.016		26.792	29.211	23.910	26.230		6	2'00.650	P	25.48*	31.053*	28.861*	35.254	183.6
11	1'41.650	*	22.918	28.717	23.823*	26.192*	203.0	7	19'43.586	P	24.538	29.270	25.038	27.149	
12	1'41.175		22.879	28.649	23.553	26.094	201.4	8	1'43.824		23.224	29.151	24.633	26.816	202.6
13	1'40.717		22.846	28.689	23.268	25.914	201.4	9	1'43.121		23.290	28.777	24.394	26.660	202.6
14	1'40.529		22.840	28.353	23.313	26.023	201.4	10	1'42.391	*	22.966	28.596	24.236*	26.593*	203.3

13th 96 Daniel HOLGADO Red Bull KTM Tech3 SPA
Runs=2 Total laps=7 Full laps=3 Valid laps=3

1	27'09.255		24.774	31.595	24.952	27.257	
2	1'43.356		23.547	29.495	23.953	26.361	205.3
3	1'41.055		22.840	28.679	23.631	25.905	204.1
4	1'40.649		22.686	28.599	23.508	25.856	204.9
5	1'51.024	P	25.995	30.993	24.232	29.804	207.2
6	9'43.112		26.572	30.977	24.251	26.033	
7	1'52.272	P	22.836	31.828	26.414	31.194	203.7

14th 54 Riccardo ROSSI SIC58 Squadra Corse ITA
Runs=2 Total laps=19 Full laps=16 Valid laps=15

1	4'03.904		25.193	36.298	29.831	30.329	
2	1'54.924		25.701	33.258	27.198	28.767	195.2
3	1'51.718		24.913	32.023	26.706	28.076	199.6
4	1'48.810		24.044	30.779	25.830	28.157	199.6
5	1'47.429		23.829	30.592	25.556	27.452	199.6
6	1'45.086		23.647	30.124	24.576	26.739	200.0
7	2'12.674	P	35.063	35.558*	28.185*	33.868	203.0
8	11'54.185	P	23.584	31.546	25.398	27.213	
9	1'45.805		23.457	30.053	25.062	27.233	201.8
10	1'44.168		23.667	29.635	24.244	26.622	202.2
11	1'42.915		23.452	29.173	23.802	26.488	204.9
12	1'42.321		23.216	28.851	23.819	26.435	203.3
13	1'42.228		23.043	29.052	23.924	26.209	204.1
14	1'42.177		22.867	29.216	23.932	26.162	204.5
15	1'42.050		23.031	29.016	23.790	26.213	203.0
16	1'42.365	*	22.931	28.834	24.015*	26.585*	203.7
17	1'41.603		22.984	28.869	23.536	26.214	201.8
18	1'41.035		22.844	28.726	23.361	26.104	203.7
19	1'40.846		22.790	28.501	23.475	26.080	203.0

15th 5 Jaime MASIA Leopard Racing SPA
Runs=1 Total laps=8 Full laps=6 Valid laps=5

1	29'31.933		29.464	31.487	25.041	26.971	
2	1'43.631		23.693	29.352	24.145	26.441	204.5
3	1'46.393		23.829	29.187	24.937	28.440	204.5
4	1'42.568		23.329	28.835	24.119	26.285	206.8
5	1'42.407		23.337	29.056	23.800	26.214	204.5
6	1'41.628	*	23.105	28.581*	23.568	26.374	205.3
7	1'41.048		23.030	28.434	23.528	26.056	205.3
8	1'50.245	P	25.921	29.073	23.945*	31.306	205.3

16th 72 Taiyo FURUSATO Honda Team Asia JPN
Runs=2 Total laps=13 Full laps=10 Valid laps=8

1	6'56.009		24.882	31.374	26.036	28.319	
2	1'47.457		24.247	30.269	25.313	27.628	200.3
3	1'47.391		24.125	29.788	25.680	27.798	202.2
4	2'01.559		23.831	29.115	40.706	27.907	201.8

17th 70 Joshua WHATLEY VisionTrack Racing T GBR
Runs=3 Total laps=16 Full laps=11 Valid laps=10

1	10'12.189		28.626	32.947	25.702	27.883	
2	1'47.854		24.433	30.999	25.174	27.248	198.5
3	1'45.330		23.841	30.113	24.866	26.510	199.6
4	1'58.301	P	23.250	31.603*	28.269*	35.179	201.1
5	11'28.843	P	24.152	31.149	25.337	27.088	
6	1'44.463		23.793	29.591	24.520	26.559	199.6
7	1'43.743		23.337	29.116	24.649	26.641	201.1
8	1'43.583		23.730	29.110	24.132	26.611	202.6
9	1'42.188		23.093	28.679	24.086	26.330	201.8
10	1'41.638		23.054	28.666	23.878	26.040	200.7
11	1'42.803		23.104	28.552	24.812	26.335	199.6
12	1'41.138		22.831	28.672	23.724	25.911	202.6
13	1'42.169	*	23.079	28.548	23.622*	26.920*	201.4
14	1'42.015		23.209	28.640	23.957	26.209	201.1
15	1'47.390	P	23.044	28.595	24.133	31.618	200.0
16	2'57.444		28.682	33.106	26.212	29.226	

18th 27 Kaito TOBA SIC58 Squadra Corse JPN
Runs=3 Total laps=14 Full laps=9 Valid laps=9

1	4'12.178		26.916	34.571	28.290	30.263	
2	1'51.799		25.565	31.352	26.379	28.503	195.6
3	1'47.478		24.221	30.382	25.445	27.430	200.7
4	1'47.664		24.102	29.900	25.870	27.792	200.7
5	1'52.020	P	23.710	30.035	25.893	32.382	200.3
6	15'51.786		25.440	31.125	25.000	26.991	
7	1'43.861		23.469	29.309	24.554	26.529	202.2
8	1'43.808		23.383	29.480	24.243	26.702	204.1
9	1'41.727		22.941	28.742	23.947	26.097	203.3
10	1'41.478		23.051	28.516	23.734	26.177	203.3
11	1'41.890		22.913	28.745	24.093	26.139	202.6
12	2'59.129	P	22.697	1'18.075	38.142	40.215	203.0
13	5'12.415	*	29.091	33.375*	26.440	28.547	
14	1'47.235		24.358	30.585	25.062	27.230	199.2

19th 48 Ivan ORTOLÁ Angeluss MTA Team SPA
Runs=1 Total laps=10 Full laps=8 Valid laps=6

1	27'43.327		25.625	33.027	26.630	29.738	
2	1'46.896		24.380	30.310	24.868	27.338	201.8
3	1'44.866		23.583	29.564	24.534	27.185	203.7
4	1'45.801		23.770	29.533	24.962	27.536	203.3
5	1'43.126		23.107	28.924	24.452	26.643	203.7
6	1'41.874		23.127	28.785	23.732	26.230	205.3
7	1'42.215	*	22.959	29.069*	23.932	26.255	204.5
8	1'41.627		22.929	28.504	23.824	26.370	204.1

Fastest Lap: Matteo BERTELLE Rivacold Snipers Tea ITA 1'38.972 22.748 27.965 22.725 25.534

These data/results cannot be reproduced, stored and/or transmitted in whole or in part by any manner of electronic, mechanical, photocopying, recording, broadcasting or otherwise now known or herein after developed without the previous express consent by the copyright owner, except for reproduction in daily press and regular printed publications on sale to the public within 60 days of the event related to those data/results and always provided that copyright symbol appears together as follows below.
© DORNA, 2023

Practice Nr. 2

Moto3

Lap	Lap Time	T1	T2	T3	T4	Speed	Lap	Lap Time	T1	T2	T3	T4	Speed		
9	1'41.668	*	23.167	28.837	23.634*	26.030*	205.7	3	11'08.687	P	22.919	30.433	25.785	28.369	
10	1'47.287	P	22.971	28.480	24.321	31.515	204.1	4	1'47.023		24.608	30.237	25.090	27.088	195.6
20th 99 José Antonio RUED Red Bull KTM Ajo SPA							24th 95 Collin VEIJER Liqui Moly Husqvarna NED								
Runs=3 Total laps=16 Full laps=11 Valid laps=10							Runs=2 Total laps=13 Full laps=11 Valid laps=11								
1	8'13.316		27.964	33.940	28.647	29.896		1	15'44.694	P	30.835	37.742*	28.947*	34.776	
2	1'52.263		25.800	31.811	26.570	28.082	199.6	2	12'17.814	P	23.247	30.924	25.972	28.031	
3	1'48.736		24.757	30.899	25.631	27.449	200.7	3	1'47.807		24.337	30.622	25.299	27.549	203.0
4	1'47.780		24.085	30.336	25.911	27.448	201.8	4	1'46.245		23.968	30.230	24.939	27.108	203.3
5	1'59.108	P	23.915	31.876*	27.627*	35.690	201.8	5	1'44.899		23.829	29.794	24.495	26.781	204.1
6	11'39.502	P	24.972	30.553	25.617	27.839		6	1'44.111		23.605	29.541	24.307	26.658	203.0
7	1'45.738		23.722	29.878	24.831	27.307	202.6	7	1'42.898		23.301	29.181	24.011	26.405	203.3
8	1'44.313		23.513	29.447	24.414	26.939	204.1	8	1'43.199		23.247	29.163	24.131	26.658	204.5
9	1'43.187		23.240	29.242	24.025	26.680	205.3	9	1'46.130		25.012	29.950	24.242	26.926	204.1
10	1'42.925		23.160	28.990	24.186	26.589	204.9	10	1'44.196		23.357	29.419	24.079	27.341	203.3
11	1'49.367	P	23.237	29.712	25.075	31.343	204.9	11	1'43.023		23.374	29.484	23.917	26.248	204.1
12	3'16.836		24.734	29.643	24.407	26.775		12	1'43.070		23.259	29.351	23.996	26.464	203.0
13	1'43.036	*	23.056	29.259	24.192*	26.529*	204.5	13	1'42.532		22.933	29.309	23.992	26.298	203.0
14	1'42.608		23.221	28.835	24.128	26.424	204.5	25th 33 Tatchakorn BUASRI Honda Team Asia THA							
15	1'41.648		22.946	28.567	23.872	26.263	203.7	Runs=2 Total laps=15 Full laps=12 Valid laps=9							
16	1'41.699		22.872	28.755	23.905	26.167	204.1	1	12'13.370		28.662	32.685	26.377	30.795	
21st 71 Ayumu SASAKI Liqui Moly Husqvarna JPN							26th 22 Ana CARRASCO BOE Motorsports SPA								
Runs=1 Total laps=10 Full laps=8 Valid laps=6							Runs=2 Total laps=12 Full laps=10 Valid laps=10								
1	27'42.005		23.851	32.081	25.736	28.690		1	11'23.407	P	28.533	36.100	29.324	35.309	
2	1'47.632		24.387	30.070	25.365	27.810	199.6	2	17'58.297		26.695	32.371	26.527	28.921	
3	1'45.379		23.941	29.517	24.719	27.202	201.8	3	1'50.518		25.413	31.251	25.710	28.144	200.7
4	1'45.191		23.690	29.600	24.739	27.162	203.3	4	1'49.581		24.781	30.699	25.629	28.472	200.3
5	1'43.727		23.451	29.013	24.617	26.646	203.0	5	1'46.604		24.441	29.917	24.855	27.391	202.2
6	1'43.146		23.709	28.843	23.982	26.612	204.1	6	1'45.207		23.777	29.487	24.649	27.294	201.4
7	1'42.829	*	23.373	28.928*	24.047	26.481	206.5	7	1'46.532		23.869	29.639	24.518	28.506	202.2
8	1'41.826		23.178	28.548	24.016	26.084	206.1	23rd 7 Filippo FARIOLI Red Bull KTM Tech3 ITA							
9	1'41.546	*	23.114	28.529	23.900*	26.003*	204.9	Runs=2 Total laps=14 Full laps=11 Valid laps=10							
10	1'50.842	P	24.978	30.173	24.544	31.147	204.1	1	13'49.059		26.504	32.295	26.895	28.929	
22nd 57 Danial SHAHRIL MT Helmets - MSI MAL							23rd 7 Ana CARRASCO BOE Motorsports SPA								
Runs=2 Total laps=14 Full laps=11 Valid laps=10							Runs=2 Total laps=12 Full laps=10 Valid laps=10								
1	13'34.945		33.383	36.264	28.036	29.657		1	11'23.407	P	28.533	36.100	29.324	35.309	
2	2'01.438	P	25.037	32.158*	29.259*	34.984	198.5	2	17'58.297		26.695	32.371	26.527	28.921	
3	11'28.624	P	27.200	32.414	25.986	28.241		3	1'50.518		25.413	31.251	25.710	28.144	200.7
4	1'47.532		24.363	30.771	25.011	27.387	200.7	4	1'49.581		24.781	30.699	25.629	28.472	200.3
5	1'45.680		24.232	29.893	24.443	27.112	200.7	5	1'46.604		24.441	29.917	24.855	27.391	202.2
6	1'44.000		23.657	29.272	24.221	26.850	202.2	6	1'45.207		23.777	29.487	24.649	27.294	201.4
7	1'44.473		24.003	29.785	24.092	26.593	202.6	7	1'46.532		23.869	29.639	24.518	28.506	202.2
8	1'43.445		23.412	29.243	24.092	26.698	203.0	26th 22 Ana CARRASCO BOE Motorsports SPA							
9	1'43.490		23.378	29.282	24.135	26.695	204.9	Runs=2 Total laps=12 Full laps=10 Valid laps=10							
10	1'42.925		23.295	29.120	23.868	26.642	201.8	1	11'23.407	P	28.533	36.100	29.324	35.309	
11	1'43.679	*	23.366	29.105	24.357*	26.851*	201.8	2	17'58.297		26.695	32.371	26.527	28.921	
12	1'42.636		23.322	29.044	23.823	26.447	200.7	3	1'50.518		25.413	31.251	25.710	28.144	200.7
13	1'43.015		23.209	29.077	24.102	26.627	201.1	4	1'49.581		24.781	30.699	25.629	28.472	200.3
14	1'41.986		23.312	28.639	23.808	26.227	201.8	5	1'46.604		24.441	29.917	24.855	27.391	202.2
23rd 7 Filippo FARIOLI Red Bull KTM Tech3 ITA							26th 22 Ana CARRASCO BOE Motorsports SPA								
Runs=2 Total laps=14 Full laps=11 Valid laps=10							Runs=2 Total laps=12 Full laps=10 Valid laps=10								
1	13'49.059		26.504	32.295	26.895	28.929		6	1'45.207		23.777	29.487	24.649	27.294	201.4
2	1'59.028	P	24.945	31.741*	27.230*	35.112	199.6	7	1'46.532		23.869	29.639	24.518	28.506	202.2

Fastest Lap: Matteo BERTELLE Rivacold Snipers Tea ITA 1'38.972 22.748 27.965 22.725 25.534

These data/results cannot be reproduced, stored and/or transmitted in whole or in part by any manner of electronic, mechanical, photocopying, recording, broadcasting or otherwise now known or herein after developed without the previous express consent by the copyright owner, except for reproduction in daily press and regular printed publications on sale to the public within 60 days of the event related to those data/results and always provided that copyright symbol appears together as follows below.
© DORNA, 2023

Practice Nr. 2

Moto3

Lap	Lap Time	T1	T2	T3	T4	Speed	Lap	Lap Time	T1	T2	T3	T4	Speed
8	1'44.807	23.893	29.452	24.553	26.909	202.6							
9	1'44.245	24.005	29.171	24.248	26.821	201.8							
10	1'43.808	23.601	29.258	24.210	26.739	203.0							
11	1'43.750	23.503	29.176	24.225	26.846	201.4							
12	1'42.910	23.316	28.850	24.140	26.604	201.8							

27th 19 Scott OGDEN VisionTrack Racing T GBR
 Runs=1 Total laps=4 Full laps=3 Valid laps=3

1	6'57.430	24.793	34.435	25.802	27.336								
2	1'45.368	24.089	29.413	24.948	26.918	198.5							
3	1'44.298	23.850	28.781	24.825	26.842	198.5							
4	1'42.968	23.375	28.654	24.338	26.601	200.0							
	unfinished	23.287	28.274			200.0							

28th 66 Joel KELSO CFMOTO Racing Pru AUS
 Runs=3 Total laps=9 Full laps=3 Valid laps=3

1	13'08.608	27.489	34.342	27.794	31.278								
2	2'02.044 P	25.761	33.050	27.169*	36.064	202.2							
3	12'41.016 P	25.766	32.016	25.890	28.433								
4	1'48.833	24.485	31.018	25.673	27.657	202.6							
5	1'46.556	24.315	30.457	25.042	26.742	203.7							
6	1'45.530	23.929	29.891	24.764	26.946	204.1							
7	1'59.213 P	25.906	32.403	26.370	34.534	203.3							
8	7'52.347	26.206	31.877	26.200	29.213								
9	1'55.260 P	24.618	30.286	26.503	33.853	203.3							

Fastest Lap: Matteo BERTELLE Rivacold Snipers Tea ITA **1'38.972** 22.748 27.965 22.725 25.534

These data/results cannot be reproduced, stored and/or transmitted in whole or in part by any manner of electronic, mechanical, photocopying, recording, broadcasting or otherwise now known or herein after developed without the previous express consent by the copyright owner, except for reproduction in daily press and regular printed publications on sale to the public within 60 days of the event related to those data/results and always provided that copyright symbol appears together as follows below.
 © DORNA, 2023


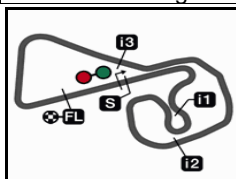
Official MotoGP Timing by TISSOT
 www.motogp.com

Sachsenring, Friday, June 16, 2023

Page 5 of 5



Sachsenring

Results and timing service provided by  TISSOT

3671 m.

LIQUI MOLY MOTORRAD GRAND PRIX DEUTSCHLAND

Practice Nr. 2

Best Partial Times

Moto3™

IT Ideal Lap Time, sum of the best partial times

BT Best Lap Time

T1		T2		T3		T4				IT		BT	
Pos	Rider	Time	Rider	Time	Rider	Time	Rider	Time	Pos	Rider	IT	BT	
1	X.ARTIGAS	22.482	D.ÖNCÜ	27.672	M.BERTELLE	22.725	M.BERTELLE	25.534	1	M.BERTELLE	1'38.910	1'38.972	(1)
2	M.AJI	22.547	M.AJI	27.786	D.ÖNCÜ	22.893	A.MIGNO	25.587	2	D.ÖNCÜ	1'38.915	1'39.440	(3)
3	A.FERNANDEZ	22.555	A.FERNANDEZ	27.879	A.FERNANDEZ	22.968	D.ALONSO	25.640	3	A.FERNANDEZ	1'39.147	1'39.364	(2)
4	D.MOREIRA	22.578	A.MIGNO	27.932	D.ALONSO	23.112	M.AJI	25.676	4	M.AJI	1'39.264	1'39.529	(4)
5	D.ÖNCÜ	22.589	M.BERTELLE	27.965	D.MOREIRA	23.166	D.SALVADOR	25.705	5	A.MIGNO	1'39.576	1'39.857	(5)
6	R.YAMANAKA	22.655	S.NEPA	28.106	A.MIGNO	23.208	A.FERNANDEZ	25.745	6	D.MOREIRA	1'39.897	1'39.970	(6)
7	M.BERTELLE	22.686	X.ARTIGAS	28.197	R.YAMANAKA	23.223	D.MOREIRA	25.761	7	X.ARTIGAS	1'39.913	1'40.201	(8)
8	D.HOLGADO	22.686	R.YAMANAKA	28.198	S.NEPA	23.223	D.ÖNCÜ	25.761	8	R.YAMANAKA	1'40.026	1'40.189	(7)
9	K.TOBA	22.697	T.FURUSATO	28.223	M.AJI	23.255	X.ARTIGAS	25.823	9	S.NEPA	1'40.065	1'40.278	(9)
10	D.SALVADOR	22.758	S.OGDEN	28.274	R.FENATI	23.268	D.HOLGADO	25.856	10	D.ALONSO	1'40.225	1'40.291	(10)
11	R.ROSSI	22.790	R.FENATI	28.353	R.ROSSI	23.361	S.NEPA	25.877	11	R.FENATI	1'40.375	1'40.529	(12)
12	J.WHATLEY	22.831	D.MOREIRA	28.392	X.ARTIGAS	23.411	J.WHATLEY	25.911	12	D.SALVADOR	1'40.486	1'40.486	(11)
13	R.FENATI	22.840	J.MASIA	28.434	D.SALVADOR	23.472	R.FENATI	25.914	13	D.HOLGADO	1'40.649	1'40.649	(13)
14	T.FURUSATO	22.842	I.ORTOLÁ	28.480	D.HOLGADO	23.508	R.YAMANAKA	25.950	14	R.ROSSI	1'40.732	1'40.846	(14)
15	D.ALONSO	22.842	R.ROSSI	28.501	J.MASIA	23.528	J.MASIA	26.056	15	J.WHATLEY	1'41.014	1'41.138	(17)
16	A.MIGNO	22.849	F.FARIOLI	28.503	J.WHATLEY	23.724	R.ROSSI	26.080	16	T.FURUSATO	1'41.018	1'41.054	(16)
17	S.NEPA	22.859	K.TOBA	28.516	I.ORTOLÁ	23.732	A.SASAKI	26.084	17	K.TOBA	1'41.044	1'41.478	(18)
18	J.RUEDA	22.872	A.SASAKI	28.529	K.TOBA	23.734	K.TOBA	26.097	18	J.MASIA	1'41.048	1'41.048	(15)
19	I.ORTOLÁ	22.929	J.WHATLEY	28.548	T.FURUSATO	23.740	J.RUEDA	26.167	19	I.ORTOLÁ	1'41.371	1'41.627	(19)
20	C.VEIJER	22.933	D.SALVADOR	28.551	D.SHAHRIL	23.808	T.BUASRI	26.175	20	J.RUEDA	1'41.478	1'41.648	(20)
21	J.MASIA	23.030	J.RUEDA	28.567	F.FARIOLI	23.833	T.FURUSATO	26.213	21	A.SASAKI	1'41.709	1'41.826	(21)
22	F.FARIOLI	23.045	D.HOLGADO	28.599	J.RUEDA	23.872	D.SHAHRIL	26.227	22	F.FARIOLI	1'41.731	1'42.003	(23)
23	A.SASAKI	23.114	D.ALONSO	28.631	T.BUASRI	23.915	I.ORTOLÁ	26.230	23	D.SHAHRIL	1'41.883	1'41.986	(22)
24	D.SHAHRIL	23.209	D.SHAHRIL	28.639	C.VEIJER	23.917	C.VEIJER	26.248	24	C.VEIJER	1'42.261	1'42.532	(24)

These data/results cannot be reproduced, stored and/or transmitted in whole or in part by any manner of electronic, mechanical, photocopying, recording, broadcasting or otherwise now known or herein after developed without the previous express consent by the copyright owner, except for reproduction in daily press and regular printed publications on sale to the public within 60 days of the event related to those data/results and always provided that copyright symbol appears together as follows below.

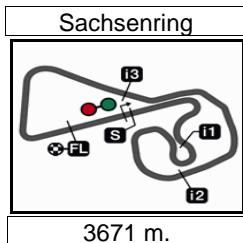
© DORNA, 2023

Official MotoGP Timing by TISSOT

www.motogp.com

motoE





Results and timing service provided by **TISSOT**

LIQUI MOLY MOTORRAD GRAND PRIX DEUTSCHLAND

Practice Nr. 2

Best Partial Times

Moto3™

IT Ideal Lap Time, sum of the best partial times

BT Best Lap Time


		T1		T2		T3		T4				<i>IT</i>	<i>BT</i>
<i>Pos</i>	<i>Rider</i>	<i>Time</i>	<i>Rider</i>	<i>Time</i>	<i>Rider</i>	<i>Time</i>	<i>Rider</i>	<i>Time</i>	<i>Rider</i>	<i>Pos</i>	<i>Rider</i>		
25	T.BUASRI	23.259	A.CARRASCO	28.850	A.SASAKI	23.982	F.FARIOLI	26.350		25	T.BUASRI	1'42.396	1'42.590 (25)
26	S.OGDEN	23.287	T.BUASRI	29.047	A.CARRASCO	24.140	S.OGDEN	26.601		26	S.OGDEN	1'42.500	1'42.968 (27)
27	A.CARRASCO	23.316	C.VEIJER	29.163	S.OGDEN	24.338	A.CARRASCO	26.604		27	A.CARRASCO	1'42.910	1'42.910 (26)
28	J.KELSO	23.929	J.KELSO	29.891	J.KELSO	24.764	J.KELSO	26.742		28	J.KELSO	1'45.326	(-1)

These data/results cannot be reproduced, stored and/or transmitted in whole or in part by any manner of electronic, mechanical, photocopying, recording, broadcasting or otherwise now known or herein after developed without the previous express consent by the copyright owner, except for reproduction in daily press and regular printed publications on sale to the public within 60 days of the event related to those data/results and always provided that copyright symbol appears together as follows below.
© DORNA, 2023

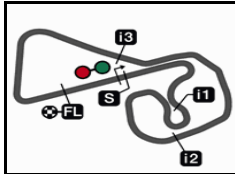
Official MotoGP Timing by **TISSOT**
www.motogp.com



Sachsenring

Results and timing service provided by  TISSOT

Moto3™




LIQUI MOLY MOTORRAD GRAND PRIX DEUTSCHLAND

Practice Nr. 2

Fastest Laps Sequence

3671 m.

Practice Time	 Rider	Nation	Motorcycle	Time	Km/h	Rider's Lap
5'58.828	54 Riccardo ROSSI	ITA	HONDA	1'54.924	114.9	2
6'03.977	27 Kaito TOBA	JPN	HONDA	1'51.799	118.2	2
7'50.546	54 Riccardo ROSSI	ITA	HONDA	1'51.718	118.2	3
7'51.455	27 Kaito TOBA	JPN	HONDA	1'47.478	122.9	3
8'42.798	19 Scott OGDEN	GBR	HONDA	1'45.368	125.4	2
10'27.096	19 Scott OGDEN	GBR	HONDA	1'44.298	126.7	3
11'26.961	16 Andrea MIGNO	ITA	KTM	1'44.231	126.7	3
12'00.731	64 Mario AJI	INA	HONDA	1'42.764	128.6	3
13'43.202	53 Deniz ÖNCÜ	TUR	KTM	1'42.668	128.7	4
13'43.283	64 Mario AJI	INA	HONDA	1'42.552	128.8	4
28'27.563	6 Ryusei YAMANAKA	JPN	GASGAS	1'41.326	130.4	6
29'07.505	31 Adrian FERNANDEZ	SPA	HONDA	1'41.131	130.6	4
30'33.666	96 Daniel HOLGADO	SPA	KTM	1'41.055	130.7	3
30'43.756	53 Deniz ÖNCÜ	TUR	KTM	1'40.810	131.0	8
32'01.946	64 Mario AJI	INA	HONDA	1'40.613	131.3	9
32'24.048	53 Deniz ÖNCÜ	TUR	KTM	1'40.292	131.7	9
32'28.972	31 Adrian FERNANDEZ	SPA	HONDA	1'40.207	131.8	6
33'41.955	64 Mario AJI	INA	HONDA	1'40.009	132.1	10
34'03.733	53 Deniz ÖNCÜ	TUR	KTM	1'39.685	132.5	10
35'48.410	31 Adrian FERNANDEZ	SPA	HONDA	1'39.364	133.0	8
42'31.118	18 Matteo BERTELLE	ITA	HONDA	1'38.972	133.5	15

These data/results cannot be reproduced, stored and/or transmitted in whole or in part by any manner of electronic, mechanical, photocopying, recording, broadcasting or otherwise now known or herein after developed without the previous express consent by the copyright owner, except for reproduction in daily press and regular printed publications on sale to the public within 60 days of the event related to those data/results and always provided that copyright symbol appears together as follows below.

© DORNA, 2023

Official MotoGP Timing by TISSOT
www.motogp.com

Sachsenring, Friday, June 16, 2023