


4542 m.

MOTUL TT ASSEN

Practice Nr. 1

Classification

3

	Rider	Nation	Team	Motorcycle	Time	Lap Total	Gap	Top Speed
1	5 Jaume MASIA	SPA	Leopard Racing	HONDA	1'41.667	15 15		217.0
2	82 Stefano NEPA	ITA	Angeluss MTA Team	KTM	1'41.929	16 16	0.262 0.262	214.3
3	55 Romano FENATI	ITA	Rivacold Snipers Team	HONDA	1'42.034	14 16	0.367 0.105	212.8
4	43 Xavier ARTIGAS	SPA	CFMOTO Racing PruestelGP	CFMOTO	1'42.159	12 13	0.492 0.125	215.1
5	54 Riccardo ROSSI	ITA	SIC58 Squadra Corse	HONDA	1'42.224	14 14	0.557 0.065	212.1
6	10 Diogo MOREIRA	BRA	MT Helmets - MSI	KTM	1'42.250	11 16	0.583 0.026	218.1
7	71 Ayumu SASAKI	JPN	Liqui Moly Husqvarna Intact GP	HUSQVARNA	1'42.313	15 15	0.646 0.063	214.7
8	16 Andrea MIGNO	ITA	CIP Green Power	KTM	1'42.581	15 15	0.914 0.268	213.2
9	44 David MUÑOZ	SPA	BOE Motorsports	KTM	1'42.583	12 13	0.916 0.002	216.6
10	66 Joel KELSO	AUS	CFMOTO Racing PruestelGP	CFMOTO	1'42.623	13 14	0.956 0.040	215.8
11	99 José Antonio RUEDA	SPA	Red Bull KTM Ajo	KTM	1'42.686	14 14	1.019 0.063	216.2
12	18 Matteo BERTELLE	ITA	Rivacold Snipers Team	HONDA	1'42.697	16 16	1.030 0.011	213.9
13	53 Deniz ÖNCÜ	TUR	Red Bull KTM Ajo	KTM	1'42.699	9 9	1.032 0.002	212.8
14	31 Adrian FERNANDEZ	SPA	Leopard Racing	HONDA	1'42.790	16 16	1.123 0.091	215.4
15	6 Ryusei YAMANAKA	JPN	Valresa GASGAS Aspar M3	GASGAS	1'42.809	9 10	1.142 0.019	212.1
16	19 Scott OGDEN	GBR	VisionTrack Racing Team	HONDA	1'42.902	13 16	1.235 0.093	214.7
17	95 Collin VEIJER	NED	Liqui Moly Husqvarna Intact GP	HUSQVARNA	1'42.975	17 17	1.308 0.073	215.4
18	27 Kaito TOBA	JPN	SIC58 Squadra Corse	HONDA	1'42.997	4 12	1.330 0.022	213.6
19	72 Taiyo FURUSATO	JPN	Honda Team Asia	HONDA	1'42.998	13 15	1.331 0.001	214.7
20	38 David SALVADOR	SPA	CIP Green Power	KTM	1'42.999	13 16	1.332 0.001	215.8
21	7 Filippo FARIOLI	ITA	Red Bull KTM Tech3	KTM	1'43.048	15 17	1.381 0.049	214.7
22	70 Joshua WHATLEY	GBR	VisionTrack Racing Team	HONDA	1'43.089	16 16	1.422 0.041	213.6
23	80 David ALONSO	COL	Valresa GASGAS Aspar M3	GASGAS	1'43.225	14 14	1.558 0.136	216.6
24	22 Ana CARRASCO	SPA	BOE Motorsports	KTM	1'43.743	15 16	2.076 0.518	216.6
25	96 Daniel HOLGADO	SPA	Red Bull KTM Tech3	KTM	1'43.923	4 8	2.256 0.180	218.5
26	63 Syarifuddin AZMAN	MAL	MT Helmets - MSI	KTM	1'44.006	13 13	2.339 0.083	217.4
27	64 Mario AJI	INA	Honda Team Asia	HONDA	1'44.009	5 16	2.342 0.003	210.6
28	48 Ivan ORTOLÁ	SPA	Angeluss MTA Team	KTM	1'44.693	4 4	3.026 0.684	213.2

Practice condition: Dry

Air: 21°

Humidity: 78%

Ground: 24°

Fastest Lap:	Lap: 15	Jaume MASIA	1'41.667	160.8 Km/h
Best Race Lap:	2022	John MCPHEE	1'41.190	161.5 Km/h
All Time Lap Record:	2022	John MCPHEE	1'41.190	161.5 Km/h

The results are provisional until the end of the limit for protest and appeals.

Time limit for protest expires 30' after publication of the results - Time:

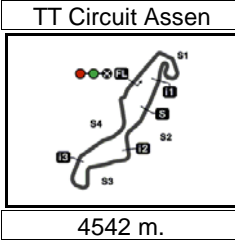
These data/results cannot be reproduced, stored and/or transmitted in whole or in part by any manner of electronic, mechanical, photocopying, recording, broadcasting or otherwise now known or herein after developed without the previous express consent by the copyright owner, except for reproduction in daily press and regular printed publications on sale to the public within 60 days of the event related to those data/results and always provided that copyright symbol appears together as follows below.

© DORNA, 2023

Official MotoGP Timing by TISSOT
www.motogp.com

Assen, Friday, June 23, 2023



MOTUL TT ASSEN

Practice Nr. 1

Top Speed & Average

4



Rider	Nation	Motorcycle	Top 5 speeds					Average	Top
96 Daniel HOLGADO	SPA	KTM	218.5	217.0	216.2	215.4	214.3	216.3	218.5
10 Diogo MOREIRA	BRA	KTM	218.1	217.4	215.1	214.7	213.9	215.8	218.1
63 Syarifuddin AZMAN	MAL	KTM	217.4	215.1	215.1	214.7	214.3	215.3	217.4
5 Jaume MASIA	SPA	HONDA	217.0	214.3	214.3	214.3	214.3	214.8	217.0
22 Ana CARRASCO	SPA	KTM	216.6	215.4	213.9	213.6	212.1	213.7	216.6
44 David MUÑOZ	SPA	KTM	216.6	215.8	215.1	215.1	214.7	215.5	216.6
80 David ALONSO	COL	GASGAS	216.6	215.1	213.9	213.6	212.8	214.4	216.6
99 José Antonio RUEDA	SPA	KTM	216.2	215.1	213.9	213.6	212.8	214.1	216.2
38 David SALVADOR	SPA	KTM	215.8	215.1	214.7	214.7	214.7	215.0	215.8
66 Joel KELSO	AUS	CFMOTO	215.8	215.4	214.3	213.9	213.6	214.6	215.8
31 Adrian FERNANDEZ	SPA	HONDA	215.4	213.9	213.2	212.5	212.1	212.9	215.4
95 Collin VEIJER	NED	HUSQVARNA	215.4	215.1	215.1	215.1	214.7	215.1	215.4
43 Xavier ARTIGAS	SPA	CFMOTO	215.1	212.8	212.8	212.8	212.8	213.1	215.1
7 Filippo FARIOLI	ITA	KTM	214.7	213.9	212.8	212.5	211.3	213.0	214.7
19 Scott OGDEN	GBR	HONDA	214.7	212.8	212.8	212.1	211.7	212.6	214.7
71 Ayumu SASAKI	JPN	HUSQVARNA	214.7	214.7	214.7	214.3	214.3	214.5	214.7
72 Taiyo FURUSATO	JPN	HONDA	214.7	214.7	212.8	212.5	212.5	213.3	214.7
82 Stefano NEPA	ITA	KTM	214.3	213.2	213.2	212.1	211.3	212.8	214.3
18 Matteo BERTELLE	ITA	HONDA	213.9	213.9	213.9	213.6	212.5	213.6	213.9
27 Kaito TOBA	JPN	HONDA	213.6	213.6	213.2	212.1	211.7	212.8	213.6
70 Joshua WHATLEY	GBR	HONDA	213.6	213.6	212.8	212.5	211.7	212.8	213.6
16 Andrea MIGNO	ITA	KTM	213.2	213.2	213.2	213.2	212.8	213.1	213.2
48 Ivan ORTOLÁ	SPA	KTM	213.2	211.7	211.7	211.0	209.2	211.4	213.2
53 Deniz ÖNCÜ	TUR	KTM	212.8	211.7	211.7	211.3	211.3	211.8	212.8
55 Romano FENATI	ITA	HONDA	212.8	212.5	212.1	211.0	210.6	211.8	212.8
6 Ryusei YAMANAKA	JPN	GASGAS	212.1	212.1	211.7	209.9	209.9	211.1	212.1
54 Riccardo ROSSI	ITA	HONDA	212.1	211.7	211.7	211.3	211.0	211.5	212.1
64 Mario AJI	INA	HONDA	210.6	209.9	209.2	208.5	208.1	209.3	210.6

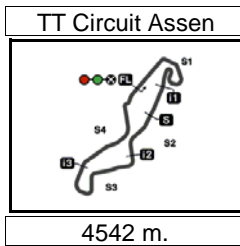
These data/results cannot be reproduced, stored and/or transmitted in whole or in part by any manner of electronic, mechanical, photocopying, recording, broadcasting or otherwise now known or herein after developed without the previous express consent by the copyright owner, except for reproduction in daily press and regular printed publications on sale to the public within 60 days of the event related to those data/results and always provided that copyright symbol appears together as follows below.

© DORNA, 2023

Official MotoGP Timing by TISSOT
www.motogp.com

Assen, Friday, June 23, 2023





MOTUL TT ASSEN

Practice Nr. 1

Chronological Analysis of Performances

5

* Lap / Sector time cancelled T1 Time from finish line to 1st intermediate T3 Time from 2nd intermed. to 3rd intermed.
P Crossing the finish line in pit lane T2 Time from 1st intermed. to 2nd intermed. T4 Time from 3rd intermediate to finish line

Lap	Lap Time	T1	T2	T3	T4	Speed	Lap	Lap Time	T1	T2	T3	T4	Speed
1st 5 Jaume MASIA Leopard Racing SPA							8	1'51.968 P	33.720	16.161	29.558	32.529	211.0
Runs=3 Total laps=15 Full laps=10 Valid laps=8							9	5'43.975 *	34.184	17.340	31.679	24.957*	193.0
1	3'09.211 *	38.232	17.550	31.707	25.070*	209.2	10	1'43.263	33.576	16.316	29.165	24.206	209.5
2	1'45.069	34.176	16.524	30.086	24.283	213.9	11	1'43.070	33.539	16.329	29.183	24.019	208.8
3	1'44.188	33.896	16.409	29.690	24.193	213.6	12	1'55.922 P	38.068	16.687	29.934	31.233	205.3
4	1'43.643	33.669	16.345	29.576	24.053	213.2	13	4'34.601 *	31.111	16.263	29.654*	25.051	209.5
5	1'43.162 *	33.453	16.345*	29.494*	23.870	214.3	14	1'42.034	33.278	16.183	28.807	23.766	212.1
6	1'43.073 *	33.615	16.248*	29.385*	23.825	214.3	15	1'43.205 *	33.286	16.237*	28.878*	24.804	212.8
7	2'08.465 P	33.515	16.266	41.353	37.331	213.2	16	1'41.874 *	33.17*	16.066	28.860	23.776	212.5
8	6'57.388 *	34.277	16.392	29.841	24.059*	212.5							
9	1'42.810	33.445	16.242	29.321	23.802	212.8							
10	1'42.862	33.451	16.216	29.353	23.842	214.3							
11	1'52.427 P	33.334	16.466	30.582	32.045	213.9							
12	4'37.475	39.169	16.282	29.310	24.172	212.8							
13	1'42.146	33.183	16.350	29.070	23.543	214.3							
14	1'49.821	40.557	16.475	29.138	23.651	211.3							
15	1'41.667	33.118	16.079	28.885	23.585	217.0							
2nd 82 Stefano NEPA Angeluss MTA Team ITA													
Runs=3 Total laps=16 Full laps=11 Valid laps=7													
1	2'35.359	34.940	17.881	32.617	25.821	206.4							
2	1'46.021	34.917	16.759	29.959	24.386	209.9							
3	1'50.330	34.236	16.835	34.970	24.289	213.2							
4	1'44.149 *	34.023	16.493	29.572*	24.061	210.6							
5	1'43.673 *	33.850	16.392	29.367*	24.064	212.1							
6	1'46.037 *	33.779	16.331*	31.558*	24.369	214.3							
7	1'43.205	33.627	16.437	29.222	23.919	211.3							
8	1'54.029 P	37.30*	16.836	29.842	30.048	204.3							
9	4'57.366 *	32.019	16.618	29.634*	25.226	209.9							
10	1'43.691	33.737	16.420	29.485	24.049	210.6							
11	1'43.474	33.624	16.439	29.348	24.063	210.3							
12	1'49.381 P	34.045	16.427	29.505	29.404	211.0							
13	5'32.223 *	33.551	16.473	33.909*	25.397	206.7							
14	1'42.026	33.314	16.236	28.906	23.570	210.3							
15	1'51.513 *	35.558	16.905*	32.607*	26.443	206.7							
16	1'41.929	33.248	16.180	28.743	23.758	213.2							
4th 43 Xavier ARTIGAS CFMOTO Racing Pru SPA													
Runs=3 Total laps=13 Full laps=9 Valid laps=8													
1	1'57.773	32.447	17.528	30.369	24.746	210.6							
2	1'45.139	34.541	16.565	29.658	24.375	211.3							
3	1'44.089	33.982	16.302	29.597	24.208	212.1							
4	1'45.923	34.288	16.719	30.269	24.647	209.2							
5	1'43.660	33.982	16.344	29.388	23.946	212.8							
6	1'51.233 P	33.815	16.364*	30.066*	30.988	212.8							
7	6'48.883	31.681	16.334	29.438	23.908	211.3							
8	1'43.059	33.793	16.188	29.162	23.916	211.7							
9	1'42.834 *	33.526	16.065	29.222	24.021*	212.8							
10	1'42.614	33.504	16.106	29.206	23.798	212.8							
11	1'42.327	33.535	16.087	29.088	23.617	212.8							
12	1'42.159	33.507	16.062	28.913	23.677	215.1							
13	1'51.758 P	33.602	16.124	29.470	32.562	212.8							
	unfinished	33.023				211.0							
5th 54 Riccardo ROSSI SIC58 Squadra Corse ITA													
Runs=2 Total laps=14 Full laps=11 Valid laps=8													
1	2'07.200	33.172	17.948	31.597	25.364	207.8							
2	1'46.551	34.867	17.073	30.152	24.459	210.3							
3	1'45.167	34.270	16.783	29.699	24.415	210.6							
4	1'44.826	34.242	16.609	29.541	24.434	210.6							
5	1'44.634	33.948	16.571	29.765	24.350	211.0							
6	1'44.234 *	33.876	16.508*	29.621*	24.229	211.7							
7	1'44.058	34.022	16.528	29.402	24.106	210.3							
8	1'43.391	33.661	16.414	29.345	23.971	211.3							
9	1'50.493 P	33.683	16.373	29.329	31.108	210.3							
10	12'21.059	30.959	16.533	29.246	23.992	210.3							
11	1'43.108 *	33.500	16.337	29.040*	24.231	210.6							
12	1'42.508	33.436	16.296	28.915	23.861	211.7							
13	1'49.507 *	39.981	16.497*	29.157*	23.872	212.1							
14	1'42.224	33.380	16.271	28.839	23.734	211.0							
Fastest Lap: Jaume MASIA Leopard Racing SPA 1'41.667 33.118 16.079 28.885 23.585													

These data/results cannot be reproduced, stored and/or transmitted in whole or in part by any manner of electronic, mechanical, photocopying, recording, broadcasting or otherwise now known or herein after developed without the previous express consent by the copyright owner, except for reproduction in daily press and regular printed publications on sale to the public within 60 days of the event related to those data/results and always provided that copyright symbol appears together as follows below.
© DORNA, 2023



Practice Nr. 1

Moto3

Lap	Lap Time	T1	T2	T3	T4	Speed	Lap	Lap Time	T1	T2	T3	T4	Speed
6th	10	Diogo MOREIRA				MT Helmets - MSI	BRA						
		Runs=2	Total laps=16	Full laps=13	Valid laps=11								
1	2'23.117	31.833	16.762	30.451	24.430	213.2	1	2'39.131	32.581	17.355	30.629	24.481	212.5
2	1'44.210	34.136	16.444	29.601	24.029	217.4	2	1'44.800	34.240	16.519	29.891	24.150	213.9
3	1'43.892	34.010	16.368	29.394	24.120	213.9	3	1'44.204	33.839	16.424	29.772	24.169	214.7
4	1'43.960	33.735	16.325	29.990	23.910	<u>218.1</u>	4	1'43.985	33.758	16.552	29.718	23.957	213.9
5	1'43.985	33.991	16.369	29.638	23.987	213.6	5	1'47.156	33.932	16.619	30.618	25.987	215.1
6	1'43.257 *	33.664	16.258*	29.479*	23.856	215.1	6	1'43.836 *	33.719	16.256*	29.791*	24.070	215.1
7	1'43.242	33.553	16.190	29.513	23.986	208.8	7	1'59.650 P	39.451	17.286	30.541	<u>32.372</u>	201.3
8	1'44.363	33.604	16.262	30.280	24.217	212.8	8	13'58.360	35.873	18.071	29.929	26.778	189.1
9	1'52.814 P	34.825	16.627	30.191	31.171	211.0	9	1'42.971	33.564	16.225	29.277	23.905	213.9
10	9'10.644	30.475	16.285	29.148	23.852	212.8	10	1'42.652	33.528	16.085	29.295	<u>23.744</u>	215.8
11	<u>1'42.250</u>	<u>33.418</u>	<u>16.084</u>	<u>29.055</u>	<u>23.693</u>	214.7	11	1'51.333	41.298	16.450	29.795	23.790	214.3
12	1'43.660	34.089	16.237	29.436	23.898	212.8	12	<u>1'42.583</u>	<u>33.463</u>	<u>16.048</u>	<u>29.158</u>	23.914	<u>216.6</u>
13	1'43.128	33.623	16.195	29.403	23.907	213.2	13	1'43.122	33.519	16.238	29.393	23.972	213.6
14	1'43.565	33.708	16.240	29.535	24.082	212.8							
15	1'43.994 *	33.825	16.294*	29.556*	24.319	211.3							
16	1'44.221	34.010	16.322	29.756	24.133	212.1							
7th	71	Ayumu SASAKI				Liqui Moly Husqvarna	JPN						
		Runs=2	Total laps=15	Full laps=12	Valid laps=7								
1	3'49.880	32.052	16.667	30.464	24.385	211.7							
2	1'44.717 *	34.291	16.430	29.827*	24.169	213.6							
3	1'44.508 *	34.42*	16.358	29.785	23.941	<u>214.7</u>							
4	1'43.812	34.125	16.198	29.599	23.890	213.9							
5	1'43.553 *	33.797	16.249*	29.691*	23.816	214.7							
6	1'43.506	33.832	16.232	29.575	23.867	213.2							
7	1'43.157	33.634	16.126	29.540	23.857	213.2							
8	1'43.274	33.718	16.157	29.548	23.851	213.2							
9	1'58.029 P	36.392	17.192	31.140	33.305	203.6							
10	9'00.372	32.542	16.411	29.710	23.915	211.0							
11	1'42.748	33.574	16.061	29.269	23.844	213.6							
12	1'42.954 *	33.598	<u>16.043</u>	29.235*	24.078	214.3							
13	1'42.703	33.718	16.132	29.208	23.645	214.3							
14	1'42.576 *	33.570	16.104*	29.209*	23.693	214.7							
15	<u>1'42.313</u>	<u>33.468</u>	16.043	<u>29.179</u>	<u>23.623</u>	214.3							
8th	16	Andrea MIGNO				CIP Green Power	ITA						
		Runs=2	Total laps=15	Full laps=12	Valid laps=11								
1	2'40.450	31.605	17.121	30.153	24.841	210.6							
2	1'44.825	34.517	16.489	29.676	24.143	<u>213.2</u>							
3	1'44.071	33.863	16.378	29.420	24.410	213.2							
4	1'43.121	33.715	16.317	29.151	23.938	213.2							
5	1'45.880	34.678	16.839	29.972	24.391	212.8							
6	1'45.623 *	34.00*	16.575*	30.801*	24.247	211.0							
7	1'43.977	33.799	16.426	29.496	24.256	210.6							
8	1'44.424	33.914	16.425	29.744	24.341	211.0							
9	1'43.661	33.834	16.405	29.390	24.032	211.7							
10	1'55.731 P	34.072	16.579	29.675	35.405	209.9							
11	10'30.432	34.368	16.825	29.925	24.374	209.2							
12	1'43.489	33.932	16.342	29.055	24.160	211.7							
13	1'49.165	39.380	16.476	29.290	24.019	212.5							
14	1'49.231	33.545	16.518	35.030	24.138	211.3							
15	<u>1'42.581</u>	<u>33.430</u>	<u>16.252</u>	<u>29.008</u>	<u>23.891</u>	213.2							
9th	44	David MUÑOZ				BOE Motorsports	SPA						
		Runs=2	Total laps=13	Full laps=10	Valid laps=9								
1	2'39.131	32.581	17.355	30.629	24.481	212.5							
2	1'44.800	34.240	16.519	29.891	24.150	213.9							
3	1'44.204	33.839	16.424	29.772	24.169	214.7							
4	1'43.985	33.758	16.552	29.718	23.957	213.9							
5	1'47.156	33.932	16.619	30.618	25.987	215.1							
6	1'43.836 *	33.719	16.256*	29.791*	24.070	215.1							
7	1'59.650 P	39.451	17.286	30.541	<u>32.372</u>	201.3							
8	13'58.360	35.873	18.071	29.929	26.778	189.1							
9	1'42.971	33.564	16.225	29.277	23.905	213.9							
10	1'42.652	33.528	16.085	29.295	<u>23.744</u>	215.8							
11	1'51.333	41.298	16.450	29.795	23.790	214.3							
12	<u>1'42.583</u>	<u>33.463</u>	<u>16.048</u>	<u>29.158</u>	23.914	<u>216.6</u>							
13	1'43.122	33.519	16.238	29.393	23.972	213.6							
10th	66	Joel KELSO				CFMOTO Racing Pru	AUS						
		Runs=2	Total laps=14	Full laps=11	Valid laps=9								
1	1'59.265	33.916	17.106	30.876	24.679	211.7							
2	1'45.015 *	34.047	16.435	30.240*	24.293	215.4							
3	1'43.438	33.766	16.286	29.451	23.935	214.3							
4	1'43.885	33.566	16.474	29.714	24.131	212.5							
5	1'43.686	33.805	16.366	29.435	24.080	212.8							
6	2'00.979 P	38.993	16.772*	33.248*	31.966	210.6							
7	13'29.980	33.264	16.483	29.962	24.133	211.0							
8	1'44.360	33.589	16.335	29.442	24.994	213.6							
9	1'44.094 *	34.44*	16.267	29.464	23.921	212.5							
10	1'43.165	33.561	16.191	29.406	24.007	212.8							
11	1'43.298	33.522	16.234	29.505	24.037	212.5							
12	1'51.929	42.227	16.332	29.481	23.889	212.5							
13	<u>1'42.623</u>	33.340	16.167	<u>29.303</u>	<u>23.813</u>	<u>215.8</u>							
14	1'42.770	<u>33.275</u>	<u>16.138</u>	29.405	23.952	213.9							
11th	99	José Antonio RUED				Red Bull KTM Ajo	SPA						
		Runs=3	Total laps=14	Full laps=9	Valid laps=8								
1	2'25.101	35.093	17.933	31.495	25.846	213.9							
2	1'55.096 P	35.550	17.123	30.929*	31.494	212.1							
3	7'12.807 *	32.363	17.081*	30.654*	25.262	212.1							
4	1'46.507	34.877	16.896	30.078	24.656	211.7							
5	1'45.687	34.463	16.635	29.957	24.632	212.1							
6	1'45.915	34.406	16.785	30.054	24.670	211.7							
7	1'45.008	34.194	16.626	29.788	24.400	212.5							
8	1'52.098 P	34.158	16.580	29.711	31.649	212.8							
9	7'33.400	33.542	16.656	29.559	24.275	212.5							
10	1'43.761 *	33.891	16.385	29.346*	24.139	212.8							
11	1'43.535	33.672	16.358	29.336	24.169	213.6							
12	1'43.350	33.636	16.393	29.297	24.024	212.5							
13	1'43.706	33.568	16.415	29.494	24.229	<u>216.2</u>							
14	<u>1'42.686</u>	<u>33.431</u>	<u>16.273</u>	<u>29.085</u>	<u>23.897</u>	215.1							
12th	18	Matteo BERTELLE				Rivacold Snipers Tea	ITA						
		Runs=3	Total laps=16	Full laps=11	Valid laps=8								
1	2'20.757	34.072	17.682	31.425	25.375	209.5							
2	1'46.795	35.214	17.046	30.229	24.306	209.9							
3	1'44.077	34.027	16.457	29.493	24.100	212.5							
4	1'44.126 *	34.05*	16.447	29.470	24.150	<u>213.9</u>							

Fastest Lap: Jaume MASIA Leopard Racing SPA **1'41.667** 33.118 16.079 28.885 23.585

These data/results cannot be reproduced, stored and/or transmitted in whole or in part by any manner of electronic, mechanical, photocopying, recording, broadcasting or otherwise now known or herein after developed without the previous express consent by the copyright owner, except for reproduction in daily press and regular printed publications on sale to the public within 60 days of the event related to those data/results and always provided that copyright symbol appears together as follows below.
© DORNA, 2023

Practice Nr. 1

Moto3

Lap	Lap Time	T1	T2	T3	T4	Speed
5	1'43.765	33.692	16.412	29.454	24.207	213.6
6	1'46.367 *	35.962	16.509*	29.694*	24.202	213.9
7	1'44.175	33.882	16.514	29.502	24.277	211.7
8	1'44.340	33.794	16.655	29.594	24.297	208.8
9	1'57.851 P	35.474	17.607	31.449	33.321	194.2
10	5'14.518	32.478	16.603	29.891	24.307	210.6
11	1'44.217	33.835	16.501	29.592	24.289	209.5
12	1'51.269 P	33.867	16.548	29.687	31.167	209.9
13	4'55.691 *	31.132	16.341	29.409*	24.104	212.1
14	1'43.270	33.594	16.836	28.998	23.842	197.7
15	1'43.284 *	33.477	16.362*	29.173*	24.272	213.9
16	1'42.697	33.306	16.225	29.200	23.966	211.7

Lap	Lap Time	T1	T2	T3	T4	Speed
10	1'43.826	33.678	16.406	29.542	24.200	208.8

16th 19 Scott OGDEN							VisionTrack Racing T GBR		
Runs=3		Total laps=16			Full laps=11		Valid laps=10		
1	2'39.783	32.167	17.779	30.797	25.606	209.5			
2	1'45.845	34.328	16.808	30.045	24.664	211.7			
3	1'44.794	34.127	16.552	29.655	24.460	214.7			
4	1'56.617 P	35.667	17.464	30.450*	33.036	201.6			
5	3'56.641 *	31.531	16.955*	30.631*	24.690	209.5			
6	1'45.165	34.107	16.701	29.789	24.568	209.9			
7	1'46.612	33.971	16.716	31.639	24.286	209.9			
8	1'44.057	33.853	16.496	29.466	24.242	211.7			
9	1'44.306	33.757	16.599	29.630	24.320	211.3			
10	1'54.173 P	34.084	16.709	30.416	32.964	209.5			
11	6'22.548	32.521	16.821	31.661	27.714	208.5			
12	1'43.757 *	34.03*	16.591	29.126	24.003	209.9			
13	1'42.902	33.630	16.300	29.080	23.892	212.8			
14	1'43.451	33.563	16.540	29.273	24.075	209.2			
15	1'54.189	39.880	16.444	33.703	24.162	212.8			
16	1'43.028	33.438	16.447	29.071	24.072	212.1			

13th 53 Deniz ÖNCÜ							Red Bull KTM Ajo TUR		
Runs=3		Total laps=9			Full laps=6		Valid laps=5		
unfinished									
1	1'41.769 *	31.433	16.528	29.584*	24.224	209.5			
2	1'42.808	33.678	16.144	29.117	23.869	212.8			
3	1'47.703	33.679	16.495	33.072	24.457	211.3			
4	1'50.953 P	34.593	16.260	29.421*	30.679	210.6			
5	10'33.891 *	30.589	16.298	29.650*	24.179	210.3			
6	1'43.567 *	33.862	16.345	29.449*	23.911	210.3			
7	1'43.163	33.631	16.327	29.243	23.962	211.7			
8	1'45.423 *	36.157	16.224*	29.175*	23.867	211.7			
9	1'42.699	33.567	16.234	29.116	23.782	211.3			

14th 31 Adrian FERNANDEZ							Leopard Racing SPA		
Runs=3		Total laps=16			Full laps=11		Valid laps=8		
1	3'23.580	32.914	17.284	32.149	25.861	212.1			
2	1'45.474 *	34.403	16.566	29.528	24.977*	213.2			
3	1'44.652	34.217	16.511	29.722	24.202	212.1			
4	1'44.364	34.095	16.561	29.640	24.068	211.0			
5	1'44.204 *	33.950	16.432*	29.483*	24.339	212.5			
6	1'44.121	34.070	16.410	29.651	23.990	211.7			
7	1'43.969 *	33.783	16.318	29.814*	24.054	211.7			
8	1'43.674	33.769	16.260	29.591	24.054	212.1			
9	1'43.808	33.778	16.339	29.626	24.065	211.3			
10	1'54.975 P	34.586	16.485	30.842	33.062	211.3			
11	5'08.183	31.774	17.363	29.686	24.015	199.6			
12	1'43.557	33.674	16.259	29.609	24.015	213.9			
13	1'44.044	33.854	16.273	29.748	24.169	212.1			
14	1'52.255 P	34.151	16.507	30.144*	31.453	211.7			
15	4'02.076 *	33.494	17.048*	29.888*	24.388	207.8			
16	1'42.790	33.544	16.150	29.244	23.852	215.4			

15th 6 Ryusei YAMANAKA							Valresa GASGAS Asp JPN		
Runs=2		Total laps=10			Full laps=7		Valid laps=5		
1	15'22.366	34.872	17.095	30.456	25.071	206.0			
2	1'45.624 *	34.47*	16.747	29.859	24.539	208.5			
3	1'44.290	33.834	16.555	29.537	24.364	209.2			
4	1'43.953 *	33.84*	16.446	29.400	24.263*	209.9			
5	1'52.211 P	33.832	16.441	29.423	32.515	209.5			
6	6'41.226 *	31.161	16.404	29.402*	24.827	209.9			
7	1'43.036	33.597	16.190	29.286	23.963	211.7			
8	1'43.873	33.523	16.166	30.099	24.085	212.1			
9	1'42.809	33.439	16.248	29.083	24.039	212.1			

17th 95 Collin VEIJER							Liqui Moly Husqvarna NED		
Runs=2		Total laps=17			Full laps=14		Valid laps=10		
1	3'22.476	32.456	17.159	32.366	25.312	209.9			
2	1'46.471 *	34.765	16.574	30.354*	24.778	211.7			
3	1'45.047	34.555	16.405	29.794	24.293	214.7			
4	1'44.438	34.057	16.478	29.724	24.179	215.1			
5	1'44.262 *	33.879	16.357*	29.767*	24.259	215.1			
6	1'44.027	34.002	16.219	29.743	24.063	213.6			
7	1'43.848	33.865	16.168	29.739	24.076	214.3			
8	1'43.730	33.825	16.127	29.670	24.108	215.4			
9	1'49.937 P	33.909	16.105	29.750	30.173	215.1			
10	7'07.661	31.826	16.467	30.217	24.527	209.5			
11	1'44.117 *	34.189	16.227	29.485*	24.216	213.2			
12	1'44.040	34.033	16.126	29.754	24.127	211.7			
13	1'44.194 *	33.803	16.339	29.772*	24.280	212.5			
14	1'43.239	33.828	16.160	29.397	23.854	212.1			
15	1'43.505	33.788	16.252	29.474	23.991	213.2			
16	1'43.191	33.676	16.185	29.494	23.836	212.1			
17	1'42.975	33.571	16.124	29.324	23.956	212.5			

18th 27 Kaito TOBA							SIC58 Squadra Corse JPN				
Runs=2		Total laps=12			Full laps=9		Valid laps=7				
1	2'40.345	35.376	18.300	32.104	25.257	208.5					
2	1'45.146	34.817	16.531	29.582	24.216	213.2					
3	1'43.586	34.033	16.364	29.026	24.163	213.6					
4	1'42.997	33.639	16.320	29.030	24.008	213.6					
5	2'10.638	33.859	16.448	55.074	25.257	212.1					
6	1'44.547 *	34.168	16.509*	29.550*	24.320	211.3					
7	1'43.846	33.927	16.390	29.358	24.171	211.0					
8	1'43.503	33.728	16.355	29.337	24.083	211.7					
9	1'43.752 *	33.769	16.448	29.398	24.137*	210.6					
10	1'44.010	33.866	16.380	29.692	24.072	210.6					
11	1'53.113 P	33.940	16.405	29.832	32.936	211.3					
12	7'15.770 *	39.856	21.153	35.485	24.856*	156.1					
unfinished							33.785	16.364			210.6

Fastest Lap: Jaume MASIA Leopard Racing SPA **1'41.667** 33.118 16.079 28.885 23.585

These data/results cannot be reproduced, stored and/or transmitted in whole or in part by any manner of electronic, mechanical, photocopying, recording, broadcasting or otherwise now known or herein after developed without the previous express consent by the copyright owner, except for reproduction in daily press and regular printed publications on sale to the public within 60 days of the event related to those data/results and always provided that copyright symbol appears together as follows below.
© DORNA, 2023

Practice Nr. 1

Moto3

Lap	Lap Time	T1	T2	T3	T4	Speed	Lap	Lap Time	T1	T2	T3	T4	Speed		
19th	72	Taiyo FURUSATO				Honda Team Asia	JPN	22nd	70	Joshua WHATLEY				VisionTrack Racing T	GBR
		Runs=2	Total laps=15	Full laps=12		Valid laps=6			Runs=3	Total laps=16	Full laps=11		Valid laps=9		
1	2'21.255	33.868	17.711	31.330	26.100	209.2	1	1'58.271	33.932	18.136	30.614	24.893	203.6		
2	1'47.025	35.542	16.745	30.166	24.572	212.5	2	1'46.355	34.483	17.016	30.457	24.399	210.6		
3	1'45.455	34.394	16.540	29.846	24.675	214.7	3	1'44.407	33.893	16.539	29.707	24.268	211.7		
4	1'46.811 *	35.049	17.157	30.042*	24.563*	202.6	4	1'45.272 *	34.486	16.556	29.809	24.421*	210.3		
5	1'47.362 *	34.67*	17.057	30.341	25.286	210.6	5	1'44.105	33.844	16.504	29.440	24.317	210.6		
6	1'45.664 *	34.673	16.448*	29.950*	24.593	212.1	6	1'49.107 *	34.31*	17.037*	33.532*	24.221	209.9		
7	1'45.223	34.251	16.492	29.902	24.578	211.0	7	1'43.789	33.911	16.403	29.260	24.215	212.5		
8	1'45.402	34.355	16.563	30.027	24.457	209.9	8	1'57.448 P	36.999	17.193	31.340	31.916	195.2		
9	1'45.111	34.293	16.540	29.837	24.441	210.6	9	5'53.648 *	35.843	17.327	31.539	25.427*	198.3		
10	1'56.857 P	35.678	17.137	30.813	33.229	206.4	10	1'43.844	33.719	16.382	29.484	24.259	211.3		
11	10'05.849	31.539	16.599	29.420	24.030	209.9	11	1'56.417 P	33.841	17.272	33.661	31.643	211.0		
12	1'43.332 *	33.772	16.210	29.384*	23.966	212.5	12	4'59.730	34.129	16.820	29.970	24.431	209.5		
13	1'42.998	33.544	16.202	29.228	24.024	212.8	13	1'43.488	33.979	16.301	29.149	24.059	212.8		
14	1'46.049 *	36.250	16.293*	29.258*	24.248	214.7	14	1'51.538	39.083	17.092	30.667	24.696	204.0		
15	1'47.313 *	36.62*	16.399	29.627	24.665*	212.5	15	1'43.382	33.578	16.352	29.182	24.270	213.6		
							16	1'43.089	33.572	16.258	29.322	23.937	213.6		
20th	38	David SALVADOR				CIP Green Power	SPA	23rd	80	David ALONSO				Valresa GASGAS Asp	COL
		Runs=2	Total laps=16	Full laps=13		Valid laps=11			Runs=2	Total laps=14	Full laps=11		Valid laps=8		
1	2'22.511	35.209	17.193	30.614	24.687	214.3	1	3'45.473	38.737	17.585	31.079	24.752	202.6		
2	1'45.443	34.483	16.699	30.077	24.184	214.7	2	1'47.954	34.616	16.663	31.939	24.736	212.5		
3	1'43.772	34.001	16.257	29.378	24.136	214.7	3	1'45.939	34.552	16.710	30.570	24.107	210.3		
4	1'43.673	33.669	16.508	29.446	24.050	215.8	4	1'44.092	34.076	16.318	29.542	24.156	216.6		
5	1'43.991	33.868	16.362	29.621	24.140	213.6	5	1'43.509 *	33.832	16.276*	29.480*	23.921	215.1		
6	1'43.447 *	33.730	16.216*	29.445*	24.056	214.7	6	1'44.142	33.890	16.333	29.743	24.176	213.6		
7	1'47.999	37.610	16.382	29.755	24.252	212.8	7	1'44.982	33.982	16.412	30.049	24.539	212.8		
8	1'43.688	33.875	16.228	29.305	24.280	213.6	8	1'50.249	35.440	16.618	33.812	24.379	210.6		
9	1'44.111 *	33.820	16.398	29.698	24.195*	211.0	9	1'52.337 P	34.089	16.285	29.558	32.405	213.9		
10	1'44.078	33.892	16.301	29.613	24.272	212.5	10	10'43.388	30.979	16.489	29.743	24.390	211.3		
11	1'57.975 P	38.041	16.768	30.498	32.668	210.3	11	1'44.290 *	33.967	16.366	29.755*	24.202	211.7		
12	9'02.585	33.951	16.792	30.193	24.560	209.9	12	1'43.853	33.769	16.334	29.597	24.153	211.0		
13	1'42.999	33.576	16.149	29.297	23.977	215.1	13	1'44.086 *	33.683	16.360*	29.789*	24.254	211.3		
14	1'49.197	39.137	16.377	29.640	24.043	212.1	14	1'43.225	33.634	16.266	29.312	24.013	211.7		
15	1'43.642	33.544	16.336	29.477	24.285	212.5									
16	1'47.770	37.490	16.392	29.660	24.228	212.1									
21st	7	Filippo FARIOLI				Red Bull KTM Tech3	ITA	24th	22	Ana CARRASCO				BOE Motorsports	SPA
		Runs=2	Total laps=17	Full laps=14		Valid laps=7			Runs=2	Total laps=16	Full laps=13		Valid laps=11		
1	2'08.732	32.835	17.869	31.284	25.645	208.5	1	2'21.627	34.583	17.935	31.249	25.704	210.3		
2	1'47.807	35.057	16.960	30.437	25.353	209.9	2	1'47.492	35.281	17.226	30.242	24.743	211.7		
3	1'47.255 *	34.983	16.989	30.650	24.633*	208.1	3	1'45.993	34.728	16.580	29.956	24.729	213.6		
4	1'45.888 *	34.530	16.657	29.847	24.854*	209.9	4	1'45.692	34.360	16.660	29.925	24.747	212.1		
5	1'46.033	34.544	16.712	30.227	24.550	210.3	5	1'45.868	34.527	16.654	30.050	24.637	212.1		
6	1'45.473 *	34.220	16.577*	30.030*	24.646*	210.6	6	1'46.000 *	34.248	16.687*	29.962*	25.103	212.1		
7	1'45.040 *	34.36*	16.590	29.659	24.430	209.5	7	1'49.752	37.907	16.668	30.209	24.968	209.5		
8	1'46.792	33.934	17.568	30.508	24.782	211.0	8	1'45.391	34.275	16.549	29.950	24.617	210.6		
9	1'44.811	34.071	16.467	29.826	24.447	209.9	9	1'44.973	34.138	16.498	29.852	24.485	211.3		
10	1'45.043	34.177	16.468	29.813	24.585	210.3	10	1'55.983 P	34.854	16.815	30.527	33.787	209.5		
11	1'44.459	33.912	16.497	29.599	24.451	210.3	11	8'48.419	34.892	16.675	30.410	24.454	211.0		
12	1'51.673 P	34.064	16.489	30.020	31.100	209.2	12	1'45.371	34.626	16.472	29.993	24.280	211.3		
13	6'53.426	30.623	16.661	29.575	24.116	211.3	13	1'44.024 *	33.993	16.286	29.653	24.092*	216.6		
14	1'43.067 *	33.522	16.232	29.258*	24.055	213.9	14	1'48.974	37.987	17.164	29.616	24.207	200.3		
15	1'43.048	33.518	16.242	29.105	24.183	214.7	15	1'43.743	33.715	16.235	29.388	24.405	215.4		
16	1'44.233 *	34.832	16.373*	29.056*	23.972	212.8	16	1'44.399	34.062	16.408	29.499	24.430	213.9		
17	1'43.125 *	33.507	16.454	29.318*	23.846	212.5									

Fastest Lap: Jaume MASIA Leopard Racing SPA **1'41.667** 33.118 16.079 28.885 23.585

These data/results cannot be reproduced, stored and/or transmitted in whole or in part by any manner of electronic, mechanical, photocopying, recording, broadcasting or otherwise now known or herein after developed without the previous express consent by the copyright owner, except for reproduction in daily press and regular printed publications on sale to the public within 60 days of the event related to those data/results and always provided that copyright symbol appears together as follows below.
© DORNA, 2023



Practice Nr. 1

Moto3

Lap	Lap Time	T1	T2	T3	T4	Speed	Lap	Lap Time	T1	T2	T3	T4	Speed
25th	96	Daniel HOLGADO		Red Bull KTM Tech3		SPA	Runs=2	Total laps=8	Full laps=5	Valid laps=2			
1	2'21.964	33.870	17.188	30.684	24.532	211.7							
2	1'45.215	34.642	16.516	29.926	24.131	213.9							
3	1'44.093 *	34.31*	16.277	<u>29.379</u>	24.127	215.4							
4	<u>1'43.923</u>	33.841	16.447	29.652	23.983	<u>218.5</u>							
5	1'46.198 *	34.166	18.099	29.967*	23.966	177.6							
6	1'42.974 *	33.616	16.257*	29.487*	<u>23.614</u>	217.0							
7	1'54.665 P	33.86*	16.512	30.768	33.524	216.2							
8	5'23.980	36.918	16.453	29.726	23.974	213.6							
unfinished	<u>33.562</u>	<u>16.214</u>	29.460			214.3							

26th	63	Syarifuddin AZMAN		MT Helmets - MSI		MAL	Runs=2	Total laps=13	Full laps=10	Valid laps=6			
1	2'16.852	32.376	17.857	31.151	25.444	212.5							
2	1'47.349	34.571	16.982	30.663	25.133	212.8							
3	1'46.013	34.403	16.814	30.109	24.687	213.2							
4	1'45.936	34.564	17.045	30.057	24.270	212.5							
5	1'44.266	33.839	16.540	<u>29.642</u>	24.245	<u>217.4</u>							
6	1'59.025 P	33.909	16.797*	33.913*	34.406	214.7							
7	14'18.237	31.091	16.786	30.530	24.543	213.2							
8	1'45.610	34.112	16.719	30.208	24.571	212.8							
9	1'45.267 *	34.09*	16.625	29.980*	24.568	212.5							
10	1'44.823 *	34.203	16.543	29.861*	24.216*	212.8							
11	1'45.794 *	33.90*	16.533	30.026	25.332	214.3							
12	1'45.916 *	34.041	<u>16.346</u>	31.208*	24.321	215.1							
13	<u>1'44.006</u>	<u>33.752</u>	16.350	29.661	<u>24.243</u>	215.1							

27th	64	Mario AJI		Honda Team Asia		INA	Runs=2	Total laps=16	Full laps=13	Valid laps=11			
1	2'15.141	33.461	18.136	30.609	24.947	201.6							
2	1'47.408	34.691	17.186	30.476	25.055	206.4							
3	1'47.027	34.756	16.984	30.293	24.994	206.7							
4	1'46.241	34.814	17.179	29.960	24.288	206.7							
5	<u>1'44.009</u>	33.838	16.584	<u>29.405</u>	24.182	209.9							
6	1'43.672 *	<u>33.607</u>	16.528*	29.364*	<u>24.173</u>	<u>210.6</u>							
7	1'46.527	34.092	17.006	30.269	25.160	207.4							
8	1'44.651	34.046	16.580	29.532	24.493	208.1							
9	1'44.065	33.893	<u>16.483</u>	29.472	24.217	209.2							
10	1'57.478 P	35.833	17.392	30.776	33.477	204.3							
11	9'37.918	34.181	17.261	30.983	25.121	204.0							
12	1'45.519	34.511	16.641	29.711	24.656	207.8							
13	1'46.699 *	35.151	16.860	29.917	24.771*	205.7							
14	1'45.148	34.357	16.723	29.735	24.333	205.7							
15	1'44.815	33.969	16.749	29.841	24.256	207.1							
16	1'44.382	33.645	16.566	29.596	24.575	208.5							

28th	48	Ivan ORTOLÁ		Angeluss MTA Team		SPA	Runs=1	Total laps=4	Full laps=3	Valid laps=2			
1	2'33.894	34.749	17.342	33.443	25.566	209.2							
2	1'47.341 *	35.471	16.776	30.477*	24.617	211.7							
3	1'44.890	34.170	16.680	<u>29.693</u>	24.347	211.7							
4	<u>1'44.693</u>	34.083	<u>16.567</u>	29.722	<u>24.321</u>	211.0							
unfinished	<u>33.941</u>	16.905				<u>213.2</u>							

Fastest Lap: Jaume MASIA Leopard Racing SPA **1'41.667** 33.118 16.079 28.885 23.585

These data/results cannot be reproduced, stored and/or transmitted in whole or in part by any manner of electronic, mechanical, photocopying, recording, broadcasting or otherwise now known or herein after developed without the previous express consent by the copyright owner, except for reproduction in daily press and regular printed publications on sale to the public within 60 days of the event related to those data/results and always provided that copyright symbol appears together as follows below.
© DORNA, 2023

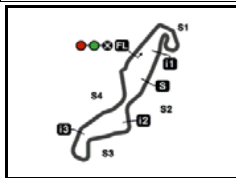
Official MotoGP Timing by TISSOT
www.motogp.com

Assen, Friday, June 23, 2023

Page 5 of 5

motogp





4542 m.

MOTUL TT ASSEN

Practice Nr. 1

Best Partial Times

Moto3™

IT Ideal Lap Time, sum of the best partial times

BT Best Lap Time

T1		T2		T3		T4				IT	BT	
Pos	Rider	Time	Rider	Time	Rider	Time	Rider	Time	Pos	Rider	IT	BT
1	J.MASIA	33.118	A.SASAKI	16.043	S.NEPA	28.743	J.MASIA	23.543	1	J.MASIA	1'41.625	1'41.667 (1)
2	S.NEPA	33.248	D.MUÑOZ	16.048	R.FENATI	28.807	S.NEPA	23.570	2	S.NEPA	1'41.741	1'41.929 (2)
3	J.KELSO	33.275	X.ARTIGAS	16.062	R.ROSSI	28.839	D.HOLGADO	23.614	3	R.FENATI	1'41.917	1'42.034 (3)
4	R.FENATI	33.278	R.FENATI	16.066	J.MASIA	28.885	X.ARTIGAS	23.617	4	X.ARTIGAS	1'42.096	1'42.159 (4)
5	M.BERTELLE	33.306	J.MASIA	16.079	X.ARTIGAS	28.913	A.SASAKI	23.623	5	R.ROSSI	1'42.224	1'42.224 (5)
6	R.ROSSI	33.380	D.MOREIRA	16.084	M.BERTELLE	28.998	D.MOREIRA	23.693	6	D.MOREIRA	1'42.250	1'42.250 (6)
7	D.MOREIRA	33.418	C.VEIJER	16.105	A.MIGNO	29.008	R.ROSSI	23.734	7	A.SASAKI	1'42.313	1'42.313 (7)
8	A.MIGNO	33.430	J.KELSO	16.138	K.TOBA	29.026	D.MUÑOZ	23.744	8	M.BERTELLE	1'42.371	1'42.697 (12)
9	J.RUEDA	33.431	D.ÖNCÜ	16.144	D.MOREIRA	29.055	R.FENATI	23.766	9	D.MUÑOZ	1'42.413	1'42.583 (9)
10	S.OGDEN	33.438	D.SALVADOR	16.149	S.OGDEN	29.071	D.ÖNCÜ	23.782	10	J.KELSO	1'42.529	1'42.623 (10)
11	R.YAMANAKA	33.439	A.FERNANDEZ	16.150	R.YAMANAKA	29.083	J.KELSO	23.813	11	A.MIGNO	1'42.581	1'42.581 (8)
12	D.MUÑOZ	33.463	R.YAMANAKA	16.166	J.RUEDA	29.085	C.VEIJER	23.836	12	D.ÖNCÜ	1'42.609	1'42.699 (13)
13	A.SASAKI	33.468	S.NEPA	16.180	F.FARIOLI	29.105	M.BERTELLE	23.842	13	R.YAMANAKA	1'42.651	1'42.809 (15)
14	X.ARTIGAS	33.504	T.FURUSATO	16.202	D.ÖNCÜ	29.116	F.FARIOLI	23.846	14	J.RUEDA	1'42.686	1'42.686 (11)
15	F.FARIOLI	33.507	D.HOLGADO	16.214	J.WHATLEY	29.149	A.FERNANDEZ	23.852	15	F.FARIOLI	1'42.690	1'43.048 (21)
16	A.FERNANDEZ	33.544	M.BERTELLE	16.225	D.MUÑOZ	29.158	A.MIGNO	23.891	16	S.OGDEN	1'42.701	1'42.902 (16)
17	D.SALVADOR	33.544	F.FARIOLI	16.232	A.SASAKI	29.179	S.OGDEN	23.892	17	D.HOLGADO	1'42.769	1'43.923 (25)
18	T.FURUSATO	33.544	A.CARRASCO	16.235	T.FURUSATO	29.228	J.RUEDA	23.897	18	A.FERNANDEZ	1'42.790	1'42.790 (14)
19	D.HOLGADO	33.562	A.MIGNO	16.252	A.FERNANDEZ	29.244	D.ALONSO	23.921	19	C.VEIJER	1'42.836	1'42.975 (17)
20	D.ÖNCÜ	33.567	J.WHATLEY	16.258	D.SALVADOR	29.297	J.WHATLEY	23.937	20	J.WHATLEY	1'42.916	1'43.089 (22)
21	C.VEIJER	33.571	D.ALONSO	16.266	J.KELSO	29.303	R.YAMANAKA	23.963	21	T.FURUSATO	1'42.940	1'42.998 (19)
22	J.WHATLEY	33.572	R.ROSSI	16.271	D.ALONSO	29.312	T.FURUSATO	23.966	22	D.SALVADOR	1'42.967	1'42.999 (20)
23	M.AJI	33.607	J.RUEDA	16.273	C.VEIJER	29.324	D.SALVADOR	23.977	23	K.TOBA	1'42.993	1'42.997 (18)
24	D.ALONSO	33.634	S.OGDEN	16.300	D.HOLGADO	29.379	K.TOBA	24.008	24	D.ALONSO	1'43.133	1'43.225 (23)


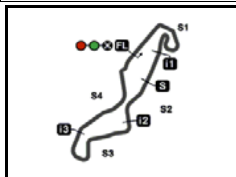
These data/results cannot be reproduced, stored and/or transmitted in whole or in part by any manner of electronic, mechanical, photocopying, recording, broadcasting or otherwise now known or herein after developed without the previous express consent by the copyright owner, except for reproduction in daily press and regular printed publications on sale to the public within 60 days of the event related to those data/results and always provided that copyright symbol appears together as follows below.

© DORNA, 2023

Official MotoGP Timing by TISSOT
www.motogp.com



TT Circuit Assen

Results and timing service provided by  TISSOT

4542 m.

MOTUL TT ASSEN

Practice Nr. 1

Best Partial Times

Moto3™

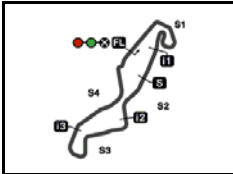
IT Ideal Lap Time, sum of the best partial times*BT* Best Lap Time

T1		T2		T3		T4						
<i>Pos</i>	<i>Rider</i>	<i>Time</i>	<i>Rider</i>	<i>Time</i>	<i>Rider</i>	<i>Time</i>	<i>Rider</i>	<i>Time</i>	<i>Pos</i>	<i>Rider</i>	<i>IT</i>	<i>BT</i>
25	K.TOBA	33.639	K.TOBA	16.320	A.CARRASCO	29.388	M.AJI	24.173	25	A.CARRASCO	1'43.545	1'43.743 (24)
26	A.CARRASCO	33.715	S.AZMAN	16.346	M.AJI	29.405	A.CARRASCO	24.207	26	M.AJI	1'43.668	1'44.009 (27)
27	S.AZMAN	33.752	M.AJI	16.483	S.AZMAN	29.642	S.AZMAN	24.243	27	S.AZMAN	1'43.983	1'44.006 (26)
28	I.ORTOLÁ	33.941	I.ORTOLÁ	16.567	I.ORTOLÁ	29.693	I.ORTOLÁ	24.321	28	I.ORTOLÁ	1'44.522	1'44.693 (28)

These data/results cannot be reproduced, stored and/or transmitted in whole or in part by any manner of electronic, mechanical, photocopying, recording, broadcasting or otherwise now known or herein after developed without the previous express consent by the copyright owner, except for reproduction in daily press and regular printed publications on sale to the public within 60 days of the event related to those data/results and always provided that copyright symbol appears together as follows below.
© DORNA, 2023

Official MotoGP Timing by **TISSOT**
www.motogp.com






4542 m.

MOTUL TT ASSEN

Practice Nr. 1

Fastest Laps Sequence

<i>Practice Time</i>	 <i>Rider</i>	<i>Nation</i>	<i>Motorcycle</i>	<i>Time</i>	<i>Km/h</i>	<i>Rider's Lap</i>
3'42.912	43 Xavier ARTIGAS	SPA	CFMOTO	1'45.139	155.5	2
3'58.680	55 Romano FENATI	ITA	HONDA	1'44.267	156.8	2
4'07.327	10 Diogo MOREIRA	BRA	KTM	1'44.210	156.9	2
5'27.001	43 Xavier ARTIGAS	SPA	CFMOTO	1'44.089	157.0	3
5'27.718	66 Joel KELSO	AUS	CFMOTO	1'43.438	158.0	3
7'52.074	27 Kaito TOBA	JPN	HONDA	1'42.997	158.7	4
14'17.806	53 Deniz ÖNCÜ	TUR	KTM	1'42.808	159.0	2
22'45.207	43 Xavier ARTIGAS	SPA	CFMOTO	1'42.614	159.3	10
24'27.534	43 Xavier ARTIGAS	SPA	CFMOTO	1'42.327	159.7	11
26'09.693	43 Xavier ARTIGAS	SPA	CFMOTO	1'42.159	160.0	12
32'00.626	55 Romano FENATI	ITA	HONDA	1'42.034	160.2	14
32'30.964	82 Stefano NEPA	ITA	KTM	1'42.026	160.2	14
36'03.407	5 Jaume MASIA	SPA	HONDA	1'41.667	160.8	15

These data/results cannot be reproduced, stored and/or transmitted in whole or in part by any manner of electronic, mechanical, photocopying, recording, broadcasting or otherwise now known or herein after developed without the previous express consent by the copyright owner, except for reproduction in daily press and regular printed publications on sale to the public within 60 days of the event related to those data/results and always provided that copyright symbol appears together as follows below.

© DORNA, 2023

Official MotoGP Timing by TISSOT
www.motogp.com

Assen, Friday, June 23, 2023

