

4348 m.

CryptoDATA MOTORRAD GRAND PRIX VON ÖSTERREICH

Race

Classification after 23 laps = 100.004 km

29

Pos		Rider	Nation	Team	Motorcycle	Total Time	Km/h	Gap
1	25	13 Celestino VIETTI	ITA	Fantic Racing	KALEX	36'25.093	164.7	
2	20	37 Pedro ACOSTA	SPA	Red Bull KTM Ajo	KALEX	36'26.528	164.6	1.435
3	16	79 Ai OGURA	JPN	IDEMITSU Honda Team Asia	KALEX	36'30.282	164.3	5.189
4	13	96 Jake DIXON	GBR	Autosolar GASGAS Aspar Team	KALEX	36'31.238	164.2	6.145
5	11	35 Somkiat CHANTRA	THA	IDEMITSU Honda Team Asia	KALEX	36'33.728	164.1	8.635
6	10	14 Tony ARBOLINO	ITA	Elf Marc VDS Racing Team	KALEX	36'39.147	163.7	14.054
7	9	12 Filip SALAC	CZE	QJMOTOR Gresini Moto2	KALEX	36'39.585	163.6	14.492
8	8	11 Sergio GARCIA	SPA	Pons Wegow Los40	KALEX	36'41.538	163.5	16.445
9	7	54 Fermín ALDEGUER	SPA	CAG SpeedUp	BOSCOSCURO	36'42.271	163.4	17.178
10	6	3 Lukas TULOVIC	GER	Liqui Moly Husqvarna Intact GP	KALEX	37'00.454	162.1	35.361
11	5	71 Dennis FOGGIA	ITA	Italtrans Racing Team	KALEX	37'02.948	161.9	37.855
12	4	52 Jeremy ALCOBA	SPA	QJMOTOR Gresini Moto2	KALEX	37'04.644	161.8	39.551
13	3	28 Izan GUEVARA	SPA	Autosolar GASGAS Aspar Team	KALEX	37'05.306	161.7	40.213
14	2	24 Marcos RAMIREZ	SPA	OnlyFans American Racing	KALEX	37'05.503	161.7	40.410
15	1	64 Bo BENDSNEYDER	NED	Pertamina Mandalika SAG Team	KALEX	37'06.191	161.7	41.098
16		72 Borja GOMEZ	SPA	Fantic Racing	KALEX	37'08.539	161.5	43.446
17		67 Alberto SURRA	ITA	Forward Team	FORWARD	37'10.111	161.4	45.018
18		33 Rory SKINNER	GBR	OnlyFans American Racing	KALEX	37'12.715	161.2	47.622
19		73 Mattia RATO	ITA	Pertamina Mandalika SAG Team	KALEX	37'14.954	161.0	49.861
20		5 Kohta NOZANE	JPN	Correos Prepagó Yamaha VR46 M	KALEX	37'22.132	160.5	57.039
21		21 Alonso LOPEZ	SPA	CAG SpeedUp	BOSCOSCURO	37'34.357	159.6	1'09.264
22		84 Zonta VD GOORBERGH	NED	Fieten Olie Racing GP	KALEX	37'35.607	159.6	1'10.514
Not classified								
		16 Joe ROBERTS	USA	Italtrans Racing Team	KALEX	18'34.761	154.4	12 laps
		40 Aron CANET	SPA	Pons Wegow Los40	KALEX	16'00.078	163.0	13 laps
		75 Albert ARENAS	SPA	Red Bull KTM Ajo	KALEX	15'07.750	155.1	14 laps
		18 Manuel GONZALEZ	SPA	Correos Prepagó Yamaha VR46 M	KALEX	11'14.951	162.3	16 laps
		15 Darryn BINDER	RSA	Liqui Moly Husqvarna Intact GP	KALEX	3'18.323	157.8	21 laps
		22 Sam LOWES	GBR	Elf Marc VDS Racing Team	KALEX	3'18.481	157.7	21 laps

The results are provisional until the end of the limit for protest and appeals.

Time limit for protest expires 30' after publication of the results - Time:

These data/results cannot be reproduced, stored and/or transmitted in whole or in part by any manner of electronic, mechanical, photocopying, recording, broadcasting or otherwise now known or herein after developed without the previous express consent by the copyright owner, except for reproduction in daily press and regular printed publications on sale to the public within 60 days of the event related to those data/results and always provided that copyright symbol appears together as follows below.

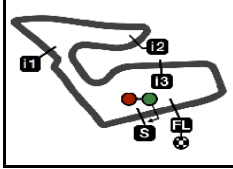
© DORNA, 2023

Official MotoGP Timing by TISSOT
www.motogp.com

Spielberg, Sunday, August 20, 2023

Page 1 of 2





4348 m.

CryptoDATA MOTORRAD GRAND PRIX VON ÖSTERREICH

Race

Moto2™

Classification after 23 laps = 100.004 km

29

Pos	Rider	Nation	Team	Motorcycle	Total Time	Km/h	Gap
-----	-------	--------	------	------------	------------	------	-----

Race condition: Dry

Air: 27°

Humidity: 62%

Ground: 29°

Pole Position:

Fastest Lap:

Best Race Lap:

All Time Lap Record:

	Pedro ACOSTA	1'34.040	166.4 Km/h
Lap 3	Pedro ACOSTA	1'34.453	165.7 Km/h
2022	Celestino VIETTI	1'34.073	166.3 Km/h
2023	Pedro ACOSTA	1'33.523	167.3 Km/h

12:00'00

12:15'13

12:17'48

12:19'10

12:21'39 Darryn BINDER

12:21'39 Sam LOWES

12:22'26 **Aron CANET**

12:23'23 Zonta VD GOORBERGH

12:23'51 Zonta VD GOORBERGH

12:24'52 Alonso LOPEZ

12:25'14 Albert ARENAS

12:25'29 Alonso LOPEZ

12:25'29 Albert ARENAS

12:26'54 **Jeremy ALCOBA**

12:29'43 Manuel GONZALEZ

12:29'45 **Dennis FOGGIA**

12:33'05 Joe ROBERTS

12:33'21 Joe ROBERTS

12:34'15 Albert ARENAS

12:34'41 **Alonso LOPEZ**12:34'42 **Zonta VD GOORBERGH**12:35'00 **Joe ROBERTS**

12:35'28 Aron CANET

12:36'21 Joe ROBERTS

12:40'35 **Fermin ALDEGUER**12:41'16 **Sergio GARCIA**12:43'48 **Lukas TULOVIC**12:44'07 **Pedro ACOSTA**12:52'09 **Zonta VD GOORBERGH**12:52'16 **Mattia RATO**12:54'05 **Zonta VD GOORBERGH**

SIGHTING LAP START

WARM UP LAP START

RACE START

No jump starts

crashed out - Rider OK

crashed out - Rider OK

to drop 2 position due to gaining advantage at turn 1

crashed out - Rider OK

re-joined race

crashed out - Rider OK

crashed out - Rider OK

re-joined race

re-joined race

track limits warning

crashed out - Rider OK

track limits warning

crashed out - Rider OK

re-joined race

crashed out - Rider OK

track limits warningtrack limits warningtrack limits warning

crashed out - Rider OK

entered pits and retired

track limits warningtrack limits warningtrack limits warningtrack limits warninglong lap penalty due to exceeding track limittrack limits warninglong lap penalty - COMPLETED

The results are provisional until the end of the limit for protest and appeals.

Time limit for protest expires 30' after publication of the results - Time:

These data/results cannot be reproduced, stored and/or transmitted in whole or in part by any manner of electronic, mechanical, photocopying, recording, broadcasting or otherwise now known or herein after developed without the previous express consent by the copyright owner, except for reproduction in daily press and regular printed publications on sale to the public within 60 days of the event related to those data/results and always provided that copyright symbol appears together as follows below.

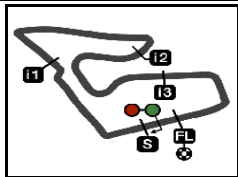
© DORNA, 2023

Official MotoGP Timing by TISSOT
www.motogp.com

Spielberg, Sunday, August 20, 2023

Page 2 of 2





4348 m.

CryptoDATA MOTORRAD GRAND PRIX VON ÖSTERREICH

Moto2™

World Championship Classification

30

Rider		Points	Leader	Previous	POR	ARG	AME	SPA	FRA	ITA	GER	NED	GBR	AUT	CAT	RSM	IND	JPN	INA	AUS	THA	MAL	QAT	VAL	
1 ACOSTA Pedro	SPA	176			25	4	25	20	-	25	25	16	16	20											
2 ARBOLINO Tony	ITA	164	12	12	16	25	20	13	25	20	20	9	6	10											
3 DIXON Jake	GBR	117	59	47	10	16	-	10	11	16	16	25	-	13											
4 CANET Aron	SPA	96	80	21	20	13	8	11	-	13	-	11	20	-											
5 LOPEZ Alonso	SPA	92	84	4	-	20	9	16	16	10	11	10	-	0											
6 SALAC Filip	CZE	84	92	8	13	9	11	7	20	9	3	-	3	9											
7 ALDEGUER Fermín	SPA	81	95	3	3	1	10	6	8	-	8	13	25	7											
8 VIETTI Celestino	ITA	80	96	1	5	3	7	-	13	11	6	6	4	25											
9 CHANTRA Somkiat	THA	77	99	3	7	8	5	9	10	7	13	-	7	11											
10 LOWES Sam	GBR	67	109	10	9	6	3	25	1	-	9	5	9	-											
11 GONZALEZ Manuel	SPA	63	113	4	11	5	6	4	-	8	10	8	11	-											
12 OGURA Ai	JPN	55	121	8	-	-	1	-	7	1	2	20	8	16											
13 GARCIA Sergio	SPA	45	131	10	1	11	-	5	6	6	5	3	-	8											
14 ARENAS Albert	SPA	43	133	2	8	7	4	8	-	0	7	7	2	-											
15 BALTUS Barry	BEL	34	142	9	4	0	-	3	9	0	4	4	10	-											
16 ALCOBA Jeremy	SPA	32	144	2	6	0	13	0	3	-	0	1	5	4											
17 ROBERTS Joe	USA	27	149	5	2	2	0	2	4	4	-	0	13	-											
18 BENDSNEYDER Bo	NED	19	157	8	-	0	16	0	0	2	-	-	0	1											
19 BINDER Darryn	RSA	13	163	6	0	10	-	-	-	-	-	2	1	-											
20 FOGGIA Dennis	ITA	13	163	0	0	0	2	0	2	3	1	0	-	5											
21 TULOVIC Lukas	GER	12	164	1	-	-	-	1	5	-	-	0	0	6											
22 PASINI Mattia	ITA	5	171	7	-	-	-	-	-	5	-	-	-	-											

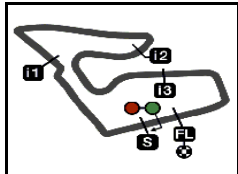
These data/results cannot be reproduced, stored and/or transmitted in whole or in part by any manner of electronic, mechanical, photocopying, recording, broadcasting or otherwise now known or herein after developed without the previous express consent by the copyright owner, except for reproduction in daily press and regular printed publications on sale to the public within 60 days of the event related to those data/results and always provided that copyright symbol appears together as follows below.
© DORNA, 2023

Official MotoGP Timing by TISSOT
www.motogp.com

Spielberg, Sunday, August 20, 2023

Page 1 of 3





4348 m.

CryptoDATA MOTORRAD GRAND PRIX VON ÖSTERREICH

Moto2™

World Championship Classification

30

Rider		Points	Leader	Previous	POR	ARG	AME	SPA	FRA	ITA	GER	NED	GBR	AUT	CAT	RSM	IND	JPN	INA	AUS	THA	MAL	QAT	VAL	
23 GUEVARA Izan	SPA	3	173	2	-	-	0	0	0	0	-	-	0	3											
24 RAMIREZ Marcos	SPA	2	174	1	0	0	-	0	0	-	0	-	0	2											
25 GOMEZ Borja	SPA	0	176	2	0	0	0	0	0	0	-	-	-	0											
26 KELLY Sean Dylan	USA	0	176	0	0	-	0	-	0	0	0	-	-	-											
27 TORRES Jordi	SPA	0	176	0	0	0	-	-	-	-	-	-	-	-											
28 VD GOORBERGH Zonta	NED	0	176	0	-	0	0	0	0	-	0	0	0	0											
29 TATAY Carlos	SPA	0	176	0	-	-	-	-	-	-	0	0	-	-											
30 SURRA Alberto	ITA	0	176	0	-	-	-	-	-	-	-	-	-	0											
31 SKINNER Rory	GBR	0	176	0	0	-	0	0	-	-	-	-	-	0											
32 ESCRIG Alex	SPA	0	176	0	-	-	-	-	-	-	-	-	0	-											
33 DALLA PORTA Lorenzo	ITA	0	176	0	0	0	-	0	0	0	-	-	-	-											
34 AGIUS Senna	AUS	0	176	0	-	-	-	0	0	-	-	-	-	-											
35 RATO Mattia	ITA	0	176	0	-	-	-	-	-	-	-	-	-	0											
36 NOZANE Kohta	JPN	0	176	0	-	-	-	-	-	-	-	-	0	0											
37 MINAMIMOTO Soichiro	JPN	0	176	0	-	0	0	0	-	-	-	-	-	-											
38 HADA Taiga	JPN	0	176	0	-	-	-	-	-	0	0	0	-	-											
39 DANIEL Kasma	MAL	0	176	0	-	-	-	-	-	0	0	-	-	-											
40 RUIZ Yeray	SPA	0	176	0	-	-	-	-	-	-	-	0	-	-											
41 SANCHIS David	SPA	0	176	0	-	-	0	-	-	-	-	-	-	-											

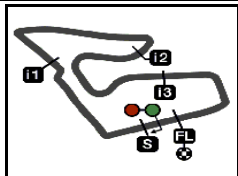
These data/results cannot be reproduced, stored and/or transmitted in whole or in part by any manner of electronic, mechanical, photocopying, recording, broadcasting or otherwise now known or herein after developed without the previous express consent by the copyright owner, except for reproduction in daily press and regular printed publications on sale to the public within 60 days of the event related to those data/results and always provided that copyright symbol appears together as follows below.
© DORNA, 2023

Official MotoGP Timing by 
www.motogp.com

Spielberg, Sunday, August 20, 2023

Page 2 of 3





4348 m.

CryptoDATA MOTORRAD GRAND PRIX VON ÖSTERREICH

Moto2™

World Championship Classification

30

Constructor	Points	Leader	Previous	POR	ARG	AME	SPA	FRA	ITA	GER	NED	GBR	AUT	CAT	RSM	IND	JPN	INA	AUS	THA	MAL	QAT	VAL
1 KALEX	245			25	25	25	25	25	25	25	25	20	25										
2 BOSCOCURO	131	114	114	3	20	10	16	16	10	11	13	25	7										

Team	Points	Leader	Previous	POR	ARG	AME	SPA	FRA	ITA	GER	NED	GBR	AUT	CAT	RSM	IND	JPN	INA	AUS	THA	MAL	QAT	VAL
1 ELF MARC VDS RACING TEAM	231			25	31	23	38	26	20	29	14	15	10										
2 RED BULL KTM AJO	219	12	12	33	11	29	28	-	25	32	23	18	20										
3 CAG SPEEDUP	173	58	46	3	21	19	22	24	10	19	23	25	7										
4 PONS WEGOW LOS40	141	90	32	21	24	8	16	6	19	5	14	20	8										
5 IDEMITSU HONDA TEAM ASIA	132	99	9	7	8	6	9	17	8	15	20	15	27										
6 AUTOSOLAR GASGAS ASPAR TEAM	120	111	12	10	16	-	10	11	16	16	25	-	16										
7 QJMOTOR GRESINI MOTO2	116	115	4	19	9	24	7	23	9	3	1	8	13										
8 FANTIC RACING	80	151	36	5	3	7	-	13	11	6	6	4	25										
9 CORREOS PREPAGO YAMAHA VR46 M	63	168	17	11	5	6	4	-	8	10	8	11	-										
10 ITALTRANS RACING TEAM	40	191	23	2	2	2	2	6	7	1	-	13	5										
11 FIETEN OLIE RACING GP	34	197	6	4	-	-	3	9	-	4	4	10	-										
12 LIQUI MOLY HUSQVARNA INTACT GP	25	206	9	-	10	-	1	5	-	-	2	1	6										
13 PERTAMINA MANDALIKA SAG TEAM	19	212	6	-	-	16	-	-	2	-	-	-	1										
14 ONLYFANS AMERICAN RACING	2	229	17	-	-	-	-	-	-	-	-	-	2										

These data/results cannot be reproduced, stored and/or transmitted in whole or in part by any manner of electronic, mechanical, photocopying, recording, broadcasting or otherwise now known or herein after developed without the previous express consent by the copyright owner, except for reproduction in daily press and regular printed publications on sale to the public within 60 days of the event related to those data/results and always provided that copyright symbol appears together as follows below.
© DORNA, 2023

Official MotoGP Timing by TISSOT
www.motogp.com

Spielberg, Sunday, August 20, 2023

Page 3 of 3

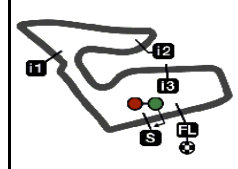


CryptoDATA MOTORRAD GRAND PRIX VON ÖSTERREICH

Race

Lap Chart

31



4348 m.

Pos	1	2	3	4	5	6	7	8	9	10	11	12	13	14	15	16	17	18	19	20	21	22	23	24	25	26	27	28
Grid	37	79	13	96	35	54	14	75	18	40	21	12	84	22	15	11	71	3	28	64	16	72	24	33	52	67	5	73



1	37	96	79	14	13	54	35	21	12	75	40	11	22	18	84	15	16	71	64	24	3	52	28	67	72	73	5	33	
2	37	96	79	13	14	35	54	21	12	75	40	11	18	15	22	16	84	71	3	24	64	28	52	67	72	73	5	33	
3	37	96	79	13	14	35	21	12	54	75	11	40	18	16	84	3	71	24	52	28	64	67	72	73	5	33			
4	37	96	79	13	35	14	12	21	54	75	11	40	18	16	3	71	52	24	28	64	67	72	73	33	5	84			
5	37	79	96	13	35	14	12	54	11	40	18	16	3	71	52	24	28	64	67	72	73	33	5	84	75	21			
6	37	79	96	13	35	14	12	54	11	40	18	16	3	71	52	24	28	64	67	72	73	33	5	84	75	21			
7	37	79	96	13	35	14	12	54	11	40	18	16	3	71	52	24	28	64	67	72	73	33	5	84	75	21			
8	37	79	96	13	35	12	14	54	11	40	16	3	71	52	24	28	64	67	72	73	33	5	84	75	21				
9	37	79	13	96	35	12	14	54	11	40	16	3	71	52	24	28	64	67	72	73	33	5	84	75	21				
10	37	79	13	96	35	12	14	54	11	40	3	71	52	24	28	64	67	72	73	33	5	84	16	21					
L	11	37	79	13	96	35	12	14	54	11	3	71	52	24	28	64	67	72	73	33	5	84	21	16					
a	12	37	79	13	96	35	12	14	54	11	3	71	52	24	28	64	67	72	33	73	5	84	21						
P	13	37	13	79	96	35	12	14	11	54	3	71	24	52	28	64	67	72	33	73	5	84	21						
S	14	37	13	79	96	35	12	14	11	54	3	71	24	52	28	64	67	72	33	73	5	84	21						
	15	37	13	79	96	35	14	12	11	54	3	71	52	24	28	64	67	72	33	73	5	84	21						
	16	37	13	79	96	35	14	12	11	54	3	71	52	28	24	64	72	67	33	73	5	84	21						
	17	37	13	79	96	35	14	12	11	54	3	71	28	24	52	64	72	67	33	73	5	84	21						
	18	13	37	79	96	35	14	12	11	54	3	71	28	52	24	64	72	67	33	73	5	84	21						
	19	13	37	79	96	35	14	12	11	54	3	71	52	28	24	64	72	67	33	73	5	84	21						
	20	13	37	79	96	35	14	12	11	54	3	71	52	28	24	64	72	67	33	73	5	84	21						
	21	13	37	79	96	35	14	12	11	54	3	71	52	28	24	64	72	67	33	73	5	84	21						
	22	13	37	79	96	35	14	12	11	54	3	71	52	28	24	64	72	67	33	73	5	84	21						
	23	13	37	79	96	35	14	12	11	54	3	71	52	28	24	64	72	67	33	73	5	21	84						

Winner Lapped rider

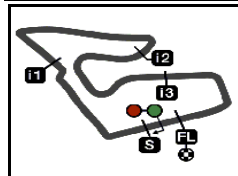
These data/results cannot be reproduced, stored and/or transmitted in whole or in part by any manner of electronic, mechanical, photocopying, recording, broadcasting or otherwise now known or herein after developed without the previous express consent by the copyright owner, except for reproduction in daily press and regular printed publications on sale to the public within 60 days of the event related to those data/results and always provided that copyright symbol appears together as follows below.

© DORNA, 2023

Official MotoGP Timing by TISSOT
www.motogp.com

Spielberg, Sunday, August 20, 2023






4348 m.

CryptoDATA MOTORRAD GRAND PRIX VON ÖSTERREICH

Race

Fastest Lap of Each Rider

32

	Rider	Nation	Team	Motorcycle	Time	Lap Total	Gap
1	37 Pedro ACOSTA	SPA	Red Bull KTM Ajo	KALEX	1'34.453	3 23	
2	79 Ai OGURA	JPN	IDEMITSU Honda Team Asia	KALEX	1'34.487	3 23	0.034 0.034
3	96 Jake DIXON	GBR	Autosolar GASGAS Aspar Team	KALEX	1'34.510	3 23	0.057 0.023
4	13 Celestino VIETTI	ITA	Fantic Racing	KALEX	1'34.559	4 23	0.106 0.049
5	12 Filip SALAC	CZE	QJMOTOR Gresini Moto2	KALEX	1'34.695	6 23	0.242 0.136
6	35 Somkiat CHANTRA	THA	IDEMITSU Honda Team Asia	KALEX	1'34.706	4 23	0.253 0.011
7	11 Sergio GARCIA	SPA	Pons Wegow Los40	KALEX	1'34.918	3 23	0.465 0.212
8	54 Fermín ALDEGUER	SPA	CAG SpeedUp	BOSCOSCURO	1'34.954	6 23	0.501 0.036
9	14 Tony ARBOLINO	ITA	Elf Marc VDS Racing Team	KALEX	1'35.031	3 23	0.578 0.077
10	40 Aron CANET	SPA	Pons Wegow Los40	KALEX	1'35.080	7 10	0.627 0.049
11	18 Manuel GONZALEZ	SPA	Correos Prepago Yamaha VR46 Ma	KALEX	1'35.133	3 7	0.680 0.053
12	75 Albert ARENAS	SPA	Red Bull KTM Ajo	KALEX	1'35.156	3 9	0.703 0.023
13	21 Alonso LOPEZ	SPA	CAG SpeedUp	BOSCOSCURO	1'35.213	2 23	0.760 0.057
14	16 Joe ROBERTS	USA	Italtrans Racing Team	KALEX	1'35.777	4 11	1.324 0.564
15	3 Lukas TULOVIC	GER	Liqui Moly Husqvarna Intact GP	KALEX	1'35.790	9 23	1.337 0.013
16	84 Zonta VD GOORBERGH	NED	Fieten Olie Racing GP	KALEX	1'35.824	13 23	1.371 0.034
17	15 Darryn BINDER	RSA	Liqui Moly Husqvarna Intact GP	KALEX	1'35.896	2 2	1.443 0.072
18	24 Marcos RAMIREZ	SPA	OnlyFans American Racing	KALEX	1'35.909	10 23	1.456 0.013
19	52 Jeremy ALCOBA	SPA	QJMOTOR Gresini Moto2	KALEX	1'35.929	9 23	1.476 0.020
20	71 Dennis FOGGIA	ITA	Italtrans Racing Team	KALEX	1'35.943	9 23	1.490 0.014
21	28 Izan GUEVARA	SPA	Autosolar GASGAS Aspar Team	KALEX	1'36.107	22 23	1.654 0.164
22	64 Bo BENDSNEYDER	NED	Pertamina Mandalika SAG Team	KALEX	1'36.137	14 23	1.684 0.030
23	72 Borja GOMEZ	SPA	Fantic Racing	KALEX	1'36.225	8 23	1.772 0.088
24	33 Rory SKINNER	GBR	OnlyFans American Racing	KALEX	1'36.230	7 23	1.777 0.005
25	67 Alberto SURRA	ITA	Forward Team	FORWARD	1'36.315	10 23	1.862 0.085
26	73 Mattia RATO	ITA	Pertamina Mandalika SAG Team	KALEX	1'36.355	5 23	1.902 0.040
27	22 Sam LOWES	GBR	Elf Marc VDS Racing Team	KALEX	1'36.480	2 2	2.027 0.125
28	5 Kohta NOZANE	JPN	Correos Prepago Yamaha VR46 Ma	KALEX	1'36.579	7 23	2.126 0.099

These data/results cannot be reproduced, stored and/or transmitted in whole or in part by any manner of electronic, mechanical, photocopying, recording, broadcasting or otherwise now known or herein after developed without the previous express consent by the copyright owner, except for reproduction in daily press and regular printed publications on sale to the public within 60 days of the event related to those data/results and always provided that copyright symbol appears together as follows below.

© DORNA, 2023

Official MotoGP Timing by TISSOT
www.motogp.com

Spielberg, Sunday, August 20, 2023

moto2™



CryptoDATA MOTORRAD GRAND PRIX VON ÖSTERREICH

After the Race

Event Best Maximum Speed

33



Rider

Nation Team

Motorcycle

Km/h

Rider	Nation Team	Motorcycle	Km/h	
37 Pedro ACOSTA	SPA Red Bull KTM Ajo	KALEX	262.7	Practice Nr. 3
28 Izan GUEVARA	SPA Autosolar GASGAS Aspar Team	KALEX	262.7	Race
13 Celestino VIETTI	ITA Fantic Racing	KALEX	261.8	Qualifying Nr. 2
96 Jake DIXON	GBR Autosolar GASGAS Aspar Team	KALEX	261.8	Practice Nr. 3
18 Manuel GONZALEZ	SPA Correos Prepagó Yamaha VR46 M	KALEX	260.8	Practice Nr. 3
35 Somkiat CHANTRA	THA IDEMITSU Honda Team Asia	KALEX	260.8	Practice Nr. 3
52 Jeremy ALCOBA	SPA QJMOTOR Gresini Moto2	KALEX	260.8	Practice Nr. 3
75 Albert ARENAS	SPA Red Bull KTM Ajo	KALEX	260.8	Practice Nr. 3
71 Dennis FOGGIA	ITA Italtrans Racing Team	KALEX	260.8	Practice Nr. 3
84 Zonta VD GOORBERGH	NED Fieten Olie Racing GP	KALEX	260.8	Practice Nr. 3
67 Alberto SURRA	ITA Forward Team	FORWARD	259.9	Practice Nr. 3
72 Borja GOMEZ	SPA Fantic Racing	KALEX	259.9	Practice Nr. 3
15 Darryn BINDER	RSA Liqui Moly Husqvarna Intact GP	KALEX	259.9	Practice Nr. 3
11 Sergio GARCIA	SPA Pons Wegow Los40	KALEX	259.9	Race
17 Alex ESCRIG	SPA Forward Team	FORWARD	259.9	Practice Nr. 3
12 Filip SALAC	CZE QJMOTOR Gresini Moto2	KALEX	258.9	Qualifying Nr. 2
54 Fermín ALDEGUER	SPA CAG SpeedUp	BOSCOSCURO	258.9	Race
79 Ai OGURA	JPN IDEMITSU Honda Team Asia	KALEX	258.9	Practice Nr. 3
21 Alonso LOPEZ	SPA CAG SpeedUp	BOSCOSCURO	258.9	Practice Nr. 3
14 Tony ARBOLINO	ITA Elf Marc VDS Racing Team	KALEX	258.0	Qualifying Nr. 2
3 Lukas TULOVIC	GER Liqui Moly Husqvarna Intact GP	KALEX	258.0	Practice Nr. 3
7 Barry BALTUS	BEL Fieten Olie Racing GP	KALEX	258.0	Practice Nr. 1
24 Marcos RAMIREZ	SPA OnlyFans American Racing	KALEX	258.0	Race
22 Sam LOWES	GBR Elf Marc VDS Racing Team	KALEX	257.1	Practice Nr. 3
73 Mattia RATO	ITA Pertamina Mandalika SAG Team	KALEX	257.1	Race
33 Rory SKINNER	GBR OnlyFans American Racing	KALEX	256.2	Race
16 Joe ROBERTS	USA Italtrans Racing Team	KALEX	256.2	Practice Nr. 3
40 Aron CANET	SPA Pons Wegow Los40	KALEX	256.2	Practice Nr. 3
5 Kohta NOZANE	JPN Correos Prepagó Yamaha VR46 M	KALEX	256.2	Practice Nr. 3
64 Bo BENDSNEYDER	NED Pertamina Mandalika SAG Team	KALEX	255.3	Race

These data/results cannot be reproduced, stored and/or transmitted in whole or in part by any manner of electronic, mechanical, photocopying, recording, broadcasting or otherwise now known or herein after developed without the previous express consent by the copyright owner, except for reproduction in daily press and regular printed publications on sale to the public within 60 days of the event related to those data/results and always provided that copyright symbol appears together as follows below.

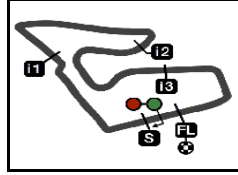
© DORNA, 2023

Official MotoGP Timing by TISSOT
www.motogp.com

Spielberg, Sunday, August 20, 2023

moto2™





4348 m.

CryptoDATA MOTORRAD GRAND PRIX VON ÖSTERREICH

Race

Chronological Analysis of Performances

34

* Lap / Sector time cancelled

T1 Time from finish line to 1st intermediate

T3 Time from 2nd intermed. to 3rd intermed.

P Crossing the finish line in pit lane

T2 Time from 1st intermed. to 2nd intermed.

T4 Time from 3rd intermediate to finish line

Lap	Lap Time	T1	T2	T3	T4	Speed	Lap	Lap Time	T1	T2	T3	T4	Speed	
1st	13	Celestino VIETTI Fantic Racing ITA						19	1'34.777	26.145	26.607	24.655	17.370	257.1
		Runs=1	Total laps=23	Full laps=22	Valid laps=21		20	1'34.907	26.192	26.639	24.654	17.422	258.0	
1	1'39.422	30.374	26.956	24.853	17.239	112.3	21	1'34.965	26.137	26.570	24.716	17.542	257.1	
2	1'34.875	26.456	26.586	24.589	17.244	259.9	22	1'34.852	26.062	26.619	24.719	17.452	257.1	
3	1'34.585	26.264	26.486	24.637	17.198	257.1	23	1'35.640	26.259	26.965	24.877	17.539	258.0	
4	1'34.559	26.267	26.513	24.583	17.196	257.1	3rd	79	Ai OGURA IDEMITSU Honda Tea JPN					
5	1'34.846	26.180	26.748	24.628	17.290	259.9			Runs=1	Total laps=23	Full laps=22	Valid laps=22		
6	1'34.882	26.290	26.674	24.669	17.249	260.8	1	1'38.955	30.132	26.689	24.805	17.329	110.4	
7	1'35.347	26.281	26.899	24.791	17.376	258.0	2	1'34.699	26.372	26.550	24.557	17.220	255.3	
8	1'34.879	26.236	26.658	24.640	17.345	260.8	3	1'34.487	26.305	26.500	24.528	17.154	256.2	
9	1'34.914	26.223	26.691	24.727	17.273	259.9	4	1'34.810	26.331	26.613	24.620	17.246	257.1	
10	1'34.730	26.175	26.608	24.720	17.227	258.9	5	1'34.864	26.203	26.798	24.560	17.303	255.3	
11	1'34.608	26.098	26.634	24.664	17.212	258.9	6	1'34.750	26.165	26.621	24.642	17.322	253.5	
12	1'34.924	26.207	26.686	24.777	17.254	258.9	7	1'35.567	26.182	27.351	24.725	17.309	252.6	
13	1'34.900	26.170	26.558	24.823	17.349	258.0	8	1'34.651	26.114	26.629	24.656	17.252	253.5	
14	1'34.768 *	26.066	26.567	24.799*	17.336	258.0	9	1'34.711	26.058	26.662	24.693	17.298	254.4	
15	1'34.803	26.110	26.557	24.784	17.352	258.9	10	1'34.967	26.302	26.656	24.680	17.329	253.5	
16	1'34.654	26.090	26.499	24.834	17.231	259.9	11	1'34.977	26.296	26.676	24.716	17.289	254.4	
17	1'34.590	26.082	26.546	24.740	17.222	258.9	12	1'34.971	26.275	26.674	24.746	17.276	252.6	
18	1'34.823	25.959	26.644	24.867	17.353	258.0	13	1'35.218	26.203	26.804	24.785	17.426	254.4	
19	1'34.860	26.155	26.513	24.859	17.333	258.0	14	1'35.203	26.316	26.723	24.725	17.439	253.5	
20	1'34.864	26.083	26.541	24.946	17.294	258.0	15	1'35.026	26.249	26.726	24.688	17.363	254.4	
21	1'34.873	26.123	26.513	24.953	17.284	259.9	16	1'35.210	26.316	26.786	24.756	17.352	255.3	
22	1'34.653	26.014	26.485	24.853	17.301	258.0	17	1'35.217	26.235	26.829	24.790	17.363	255.3	
23	1'34.734	26.020	26.599	24.852	17.263	258.0	18	1'35.245	26.271	26.789	24.751	17.434	253.5	
2nd	37	Pedro ACOSTA Red Bull KTM Ajo SPA						19	1'35.256	26.248	26.847	24.770	17.391	253.5
		Runs=1	Total laps=23	Full laps=22	Valid laps=18		20	1'35.223	26.215	26.775	24.781	17.452	255.3	
1	1'38.588	29.593	26.803	24.900	17.292	112.3	21	1'35.173	26.265	26.737	24.780	17.391	254.4	
2	1'34.538	26.182	26.442	24.725	17.189	253.5	22	1'35.321	26.231	26.819	24.848	17.423	254.4	
3	1'34.453	26.235	26.400	24.595	17.223	255.3	23	1'35.781	26.410	26.870	24.988	17.513	253.5	
4	1'34.498	26.071	26.464	24.674	17.289	255.3	4th	96	Jake DIXON Autosolar GASGAS A GBR					
5	1'34.948 *	26.146	26.788	24.696	17.318*	255.3			Runs=1	Total laps=23	Full laps=22	Valid laps=20		
6	1'34.716	26.114	26.571	24.720	17.311	255.3	1	1'38.813	29.924	26.701	24.775	17.413	121.0	
7	1'34.555	26.125	26.506	24.591	17.333	255.3	2	1'34.713	26.289	26.584	24.618	17.222	254.4	
8	1'34.800	26.145	26.556	24.738	17.361	255.3	3	1'34.510	26.190	26.538	24.564	17.218	256.2	
9	1'35.209	26.205	26.855	24.808	17.341	256.2	4	1'34.748	26.202	26.584	24.719	17.243	255.3	
10	1'34.909	26.184	26.635	24.704	17.386	256.2	5	1'35.371 *	26.288	27.136	24.573	17.374*	256.2	
11	1'34.808	26.150	26.637	24.748	17.273	255.3	6	1'34.797 *	26.278	26.559	24.633	17.327*	258.0	
12	1'34.918	26.105	26.678	24.762	17.373	255.3	7	1'35.393	26.367	26.672	24.954	17.400	254.4	
13	1'34.947	26.205	26.646	24.723	17.373	256.2	8	1'34.991	26.307	26.595	24.716	17.373	256.2	
14	1'34.986	26.150	26.823	24.685	17.328	257.1	9	1'35.574	26.680	26.835	24.678	17.381	258.9	
15	1'35.062 *	26.132	26.732	24.768	17.430*	256.2	10	1'35.199	26.377	26.700	24.745	17.377	256.2	
16	1'34.727	26.085	26.558	24.699	17.385	257.1	11	1'35.031	26.204	26.645	24.843	17.339	256.2	
17	1'35.069 *	26.32*	26.619	24.775	17.346	255.3	12	1'35.145	26.287	26.705	24.803	17.350	258.0	
18	1'35.656 *	26.042	27.018	25.005	17.591*	256.2								

Fastest Lap: Pedro ACOSTA Red Bull KTM Ajo SPA **1'34.453** 26.235 26.400 24.595 17.223

These data/results cannot be reproduced, stored and/or transmitted in whole or in part by any manner of electronic, mechanical, photocopying, recording, broadcasting or otherwise now known or herein after developed without the previous express consent by the copyright owner, except for reproduction in daily press and regular printed publications on sale to the public within 60 days of the event related to those data/results and always provided that copyright symbol appears together as follows below.
© DORNA, 2023

Race

Moto2

Lap	Lap Time	T1	T2	T3	T4	Speed	Lap	Lap Time	T1	T2	T3	T4	Speed
13	1'35.103	26.252	26.733	24.745	17.373	254.4	17	1'35.467 *	26.210	26.810	24.923	17.524*	256.2
14	1'34.926	26.160	26.668	24.761	17.337	256.2	18	1'35.545	26.268	26.857	24.864	17.556	255.3
15	1'35.205	26.194	26.714	24.886	17.411	258.0	19	1'35.485	26.236	26.838	24.917	17.494	254.4
16	1'35.266	26.268	26.701	24.866	17.431	257.1	20	1'35.405	26.174	26.799	24.952	17.480	256.2
17	1'35.275	26.220	26.688	24.863	17.504	257.1	21	1'35.649	26.275	26.878	24.950	17.546	257.1
18	1'35.106	26.274	26.605	24.823	17.404	256.2	22	1'35.656	26.227	26.918	25.009	17.502	256.2
19	1'35.000	26.209	26.650	24.743	17.398	258.0	23	1'35.630	26.351	26.816	24.897	17.566	256.2
20	1'35.099	26.205	26.660	24.830	17.404	258.9							
21	1'35.175	26.308	26.630	24.853	17.384	259.9							
22	1'35.328	26.345	26.680	24.874	17.429	259.9							
23	1'35.470	26.401	26.662	24.938	17.469	255.3							

5th		35 Somkiat CHANTRA		IDEMITSU Honda Tea THA		
		Runs=1	Total laps=23	Full laps=22	Valid laps=20	
1	1'40.351	31.032	27.133	24.851	17.335	120.2
2	1'34.991	26.124	26.674	24.837	17.356	256.2
3	1'34.784	26.289	26.580	24.652	17.263	258.9
4	1'34.706	26.223	26.556	24.610	17.317	258.9
5	1'34.752	26.291	26.498	24.687	17.276	257.1
6	1'34.797	26.153	26.587	24.695	17.362	257.1
7	1'35.044	26.201	26.688	24.769	17.386	258.9
8	1'35.018	26.339	26.591	24.757	17.331	256.2
9	1'35.015	26.224	26.740	24.717	17.334	258.0
10	1'34.954	26.357	26.547	24.732	17.318	257.1
11	1'34.948	26.280	26.630	24.725	17.313	259.9
12	1'35.124	26.392	26.681	24.702	17.349	258.0
13	1'35.205 *	26.254	26.770	24.786*	17.395	258.9
14	1'35.042	26.175	26.714	24.792	17.361	257.1
15	1'35.289	26.356	26.698	24.868	17.367	258.9
16	1'35.521	26.253	26.839	24.911	17.518	259.9
17	1'35.324	26.287	26.753	24.837	17.447	258.0
18	1'35.426	26.322	26.818	24.923	17.363	259.9
19	1'35.083	26.261	26.658	24.814	17.350	258.9
20	1'35.290	26.111	26.814	24.976	17.389	259.9
21	1'35.546	26.364	26.706	25.056	17.420	258.0
22	1'35.284	26.243	26.722	24.922	17.397	258.0
23	1'36.234 *	26.400	26.982	25.086*	17.766	258.9

6th		14 Tony ARBOLINO		Elf Marc VDS Racing ITA		
		Runs=1	Total laps=23	Full laps=22	Valid laps=20	
1	1'39.333	30.337	26.876	24.748	17.372	129.0
2	1'35.698	26.501	27.128	24.679	17.390	255.3
3	1'35.031	26.342	26.745	24.613	17.331	254.4
4	1'35.249	26.522	26.735	24.632	17.360	256.2
5	1'35.332	26.485	26.700	24.723	17.424	256.2
6	1'35.213	26.257	26.675	24.801	17.480	255.3
7	1'35.356 *	26.205	26.811	24.885*	17.455	255.3
8	1'35.617	26.330	27.036	24.851	17.400	255.3
9	1'35.418	26.355	26.850	24.726	17.487	256.2
10	1'35.156	26.221	26.817	24.742	17.376	256.2
11	1'35.397	26.284	26.824	24.785	17.504	256.2
12	1'35.474	26.379	26.843	24.871	17.381	254.4
13	1'35.439	26.239	26.839	24.898	17.463	255.3
14	1'35.317	26.236	26.751	24.826	17.504	257.1
15	1'35.642	26.281	26.830	24.956	17.575	256.2
16	1'35.638	26.355	26.776	24.996	17.511	254.4

7th		12 Filip SALAC		QJMOTOR Gresini M CZE		
		Runs=1	Total laps=23	Full laps=22	Valid laps=20	
1	1'41.115	31.472	27.371	24.858	17.414	137.1
2	1'35.136	26.416	26.678	24.650	17.392	256.2
3	1'35.411	26.377	26.997	24.687	17.350	254.4
4	1'35.056	26.252	26.824	24.740	17.240	255.3
5	1'34.801	26.151	26.656	24.668	17.326	256.2
6	1'34.695	26.100	26.533	24.689	17.373	255.3
7	1'35.098	26.175	26.800	24.743	17.380	255.3
8	1'35.232	26.287	26.767	24.865	17.313	255.3
9	1'35.348	26.278	26.871	24.780	17.419	255.3
10	1'35.021	26.168	26.655	24.822	17.376	254.4
11	1'35.232	26.158	26.689	24.867	17.518	255.3
12	1'35.380	26.243	26.807	24.919	17.411	255.3
13	1'35.606	26.464	26.745	24.958	17.439	253.5
14	1'35.376 *	26.178	26.872	24.922*	17.404	254.4
15	1'36.347	26.338	27.097	25.096	17.816	254.4
16	1'35.871	26.376	27.054	24.951	17.490	254.4
17	1'35.473	26.305	26.813	24.945	17.410	254.4
18	1'35.440	26.240	26.783	24.905	17.512	255.3
19	1'35.476	26.401	26.700	24.833	17.542	254.4
20	1'35.553	26.261	26.836	24.946	17.510	254.4
21	1'35.643 *	26.26*	26.803	25.066	17.513	256.2
22	1'35.496	26.286	26.800	24.881	17.529	253.5
23	1'35.779	26.362	26.867	24.966	17.584	255.3

8th		11 Sergio GARCIA		Pons Wegow Los40 SPA		
		Runs=1	Total laps=23	Full laps=22	Valid laps=18	
1	1'41.928	31.963	27.370	24.997	17.598	144.0
2	1'35.470 *	26.57*	26.950	24.650	17.292	253.5
3	1'34.918	26.390	26.609	24.611	17.308	258.0
4	1'35.439	26.379	26.990	24.676	17.394	258.0
5	1'35.563	26.647	26.812	24.723	17.381	259.9
6	1'35.083	26.293	26.729	24.714	17.347	254.4
7	1'35.367	26.286	26.904	24.856	17.321	254.4
8	1'35.271	26.470	26.692	24.768	17.341	255.3
9	1'35.102	26.235	26.695	24.770	17.402	254.4
10	1'35.209	26.292	26.765	24.850	17.302	255.3
11	1'35.044	26.257	26.719	24.751	17.317	256.2
12	1'35.258 *	26.289	26.783	24.808*	17.378	256.2
13	1'35.222	26.258	26.832	24.789	17.343	258.0
14	1'35.471	26.282	26.908	24.855	17.426	255.3
15	1'35.472 *	26.49*	26.754	24.846	17.379	255.3
16	1'36.044	26.330	26.788	24.910	18.016	257.1
17	1'35.556	26.381	26.895	24.855	17.425	256.2
18	1'35.372	26.336	26.775	24.848	17.413	255.3
19	1'35.446	26.192	26.881	24.910	17.463	255.3
20	1'35.378	26.221	26.849	24.844	17.464	256.2

Fastest Lap: Pedro ACOSTA Red Bull KTM Ajo SPA **1'34.453** 26.235 26.400 24.595 17.223

These data/results cannot be reproduced, stored and/or transmitted in whole or in part by any manner of electronic, mechanical, photocopying, recording, broadcasting or otherwise now known or herein after developed without the previous express consent by the copyright owner, except for reproduction in daily press and regular printed publications on sale to the public within 60 days of the event related to those data/results and always provided that copyright symbol appears together as follows below.
© DORNA, 2023

Race

Moto2

Lap	Lap Time	T1	T2	T3	T4	Speed	Lap	Lap Time	T1	T2	T3	T4	Speed	
21	1'36.218	26.729	26.909	25.025	17.555	257.1	11th	71	Dennis FOGGIA				Italtrans Racing Team	ITA
22	1'35.840	26.367	26.863	25.108	17.502	255.3			Runs=1	Total laps=23	Full laps=22	Valid laps=18		
23	1'35.867 *	26.369	26.959	24.980*	17.559	256.2								
9th	54	Fermin ALDEGUER				CAG SpeedUp	SPA							
		Runs=1	Total laps=23	Full laps=22	Valid laps=19									
		1	1'40.306	30.916	26.995	24.814	17.581	122.6						
		2	1'35.659 *	26.60*	27.014	24.636	17.402	255.3						
		3	1'36.003	26.508	27.447	24.605	17.443	257.1						
		4	1'35.458	26.484	26.936	24.678	17.360	258.0						
		5	1'35.211	26.360	26.857	24.648	17.346	257.1						
		6	1'34.954	26.235	26.720	24.690	17.309	256.2						
		7	1'35.233	26.250	26.840	24.817	17.326	257.1						
		8	1'35.128	26.258	26.798	24.694	17.378	257.1						
		9	1'35.389	26.276	26.923	24.770	17.420	257.1						
		10	1'35.361 *	26.28*	26.968	24.731	17.379	258.0						
		11	1'35.236	26.266	26.903	24.722	17.345	257.1						
		12	1'35.556	26.451	26.894	24.792	17.419	257.1						
		13	1'35.819	26.286	27.193	24.738	17.602	257.1						
		14	1'35.763 *	26.496	26.964	24.830*	17.473	258.9						
		15	1'35.762	26.472	26.936	24.791	17.563	257.1						
		16	1'35.736	26.403	27.031	24.789	17.513	258.0						
		17	1'35.628	26.356	27.011	24.811	17.450	258.0						
		18	1'35.896	26.520	27.032	24.853	17.491	256.2						
		19	1'35.495	26.246	26.941	24.803	17.505	258.0						
		20	1'35.334	26.279	26.800	24.773	17.482	258.0						
		21	1'35.756	26.318	26.955	24.858	17.625	258.0						
		22	1'35.584	26.375	26.914	24.812	17.483	258.0						
23	1'36.004	26.429	27.009	25.000	17.566	258.0								
10th	3	Lukas TULOVIC				Liqui Moly Husqvarna	GER							
		Runs=1	Total laps=23	Full laps=22	Valid laps=19									
		1	1'43.787	32.599	28.133	25.346	17.709	145.7						
		2	1'36.265 *	26.71*	27.053	24.948	17.554	257.1						
		3	1'36.257	26.806	26.905	25.013	17.533	255.3						
		4	1'36.076	26.463	27.258	24.918	17.437	253.5						
		5	1'35.838	26.517	26.938	24.941	17.442	253.5						
		6	1'35.740 *	26.410	26.854	24.910*	17.566	254.4						
		7	1'35.884	26.407	26.974	24.905	17.598	253.5						
		8	1'35.831	26.544	26.925	24.882	17.480	254.4						
		9	1'35.790	26.438	26.947	24.832	17.573	254.4						
		10	1'36.721	26.555	27.410	25.100	17.656	255.3						
		11	1'36.115	26.625	26.953	24.931	17.606	253.5						
		12	1'36.033	26.537	26.914	25.092	17.490	253.5						
		13	1'36.090	26.444	27.011	25.050	17.585	254.4						
		14	1'36.130	26.377	27.190	24.955	17.608	254.4						
		15	1'36.487	26.480	27.197	25.182	17.628	254.4						
		16	1'36.137 *	26.448	27.006	25.085	17.598*	255.3						
		17	1'36.409	26.593	27.008	25.083	17.725	255.3						
		18	1'36.185	26.495	27.021	25.118	17.551	255.3						
		19	1'36.252	26.465	27.165	24.982	17.640	255.3						
		20	1'36.317	26.529	27.005	25.121	17.662	255.3						
		21	1'36.512	26.568	27.086	25.214	17.644	254.4						
		22	1'36.831	26.509	27.336	25.206	17.780	254.4						
23	1'36.767	26.674	27.112	25.269	17.712	254.4								
12th	52	Jeremy ALCOBA				QJMOTOR Gresini M	SPA							
		Runs=1	Total laps=23	Full laps=22	Valid laps=20									
		1	1'43.948	32.912	27.996	25.263	17.777	158.2						
		2	1'36.999	27.250	27.581	24.725	17.443	258.0						
		3	1'36.245 *	26.80*	27.122	24.737	17.584	256.2						
		4	1'36.017	26.459	27.255	24.809	17.494	254.4						
		5	1'36.752 *	26.744	27.145	24.870	17.993*	256.2						
		6	1'36.340	26.581	27.178	24.931	17.650	255.3						
		7	1'36.078	26.578	27.001	24.857	17.642	256.2						
		8	1'35.934	26.483	26.970	24.906	17.575	255.3						
		9	1'35.929	26.510	26.913	24.893	17.613	255.3						
		10	1'36.203	26.512	27.015	24.975	17.701	254.4						
		11	1'36.334	26.532	27.070	24.939	17.793	256.2						
		12	1'36.575	26.603	27.270	25.025	17.677	254.4						
		13	1'36.777	26.987	27.250	25.017	17.523	254.4						
		14	1'36.290	26.517	27.171	24.888	17.714	255.3						
		15	1'36.514	26.606	27.179	25.100	17.629	254.4						
		16	1'36.323	26.639	26.963	25.109	17.612	253.5						
		17	1'37.409	26.509	28.298	24.868	17.734	255.3						
		18	1'36.712	26.847	27.151	25.043	17.671	257.1						
		19	1'36.223	26.474	27.124	24.859	17.766	255.3						
		20	1'36.147	26.498	26.970	25.108	17.571	254.4						
		21	1'36.257	26.481	27.008	25.102	17.666	255.3						
		22	1'36.383	26.560	27.059	25.050	17.714	250.8						
23	1'36.255	26.412	27.044	25.193	17.606	253.5								
13th	28	Izan GUEVARA				Autosolar GASGAS A	SPA							
		Runs=1	Total laps=23	Full laps=22	Valid laps=20									
1	1'44.040	32.822	28.149	25.401	17.668	148.1								
2	1'36.772 *	27.207	27.230	24.945	17.390*	262.7								

Fastest Lap: Pedro ACOSTA Red Bull KTM Ajo SPA **1'34.453** 26.235 26.400 24.595 17.223

These data/results cannot be reproduced, stored and/or transmitted in whole or in part by any manner of electronic, mechanical, photocopying, recording, broadcasting or otherwise now known or herein after developed without the previous express consent by the copyright owner, except for reproduction in daily press and regular printed publications on sale to the public within 60 days of the event related to those data/results and always provided that copyright symbol appears together as follows below.
© DORNA, 2023



Race

Moto2

Lap	Lap Time	T1	T2	T3	T4	Speed	Lap	Lap Time	T1	T2	T3	T4	Speed
3	1'36.821	26.868	27.490	24.950	17.513	258.0	7	1'36.575	26.829	27.190	24.988	17.568	251.7
4	1'36.363	26.612	27.239	25.026	17.486	258.0	8	1'36.292	26.642	27.007	25.043	17.600	250.8
5	1'36.408	26.668	26.992	25.065	17.683	257.1	9	1'36.595	26.839	27.124	25.091	17.541	251.7
6	1'36.345	26.515	27.250	25.063	17.517	257.1	10	1'36.513	26.756	27.129	25.146	17.482	252.6
7	1'36.255	26.584	27.146	25.036	17.489	257.1	11	1'36.498	26.748	27.226	24.981	17.543	251.7
8	1'36.229	26.572	27.088	25.074	17.495	256.2	12	1'36.282	26.690	27.006	25.063	17.523	251.7
9	1'36.158	26.454	27.146	25.001	17.557	256.2	13	1'36.321	26.698	26.992	25.101	17.530	252.6
10	1'36.314	26.517	27.189	25.076	17.532	256.2	14	1'36.137	26.626	26.997	25.025	17.489	252.6
11	1'36.450	26.560	27.139	25.195	17.556	256.2	15	1'36.315	26.670	26.986	25.064	17.595	253.5
12	1'36.328	26.563	27.060	25.184	17.521	255.3	16	1'36.244	26.649	27.026	25.040	17.529	252.6
13	1'36.307	26.542	27.154	25.068	17.543	256.2	17	1'36.315	26.657	27.030	25.006	17.622	252.6
14	1'36.151	26.489	27.068	25.034	17.560	257.1	18	1'36.793	26.879	27.200	25.016	17.698	255.3
15	1'36.423	26.457	27.189	25.133	17.644	258.0	19	1'36.369	26.709	27.114	24.995	17.551	253.5
16	1'36.452	26.542	27.132	25.122	17.656	259.9	20	1'36.595	26.685	27.089	25.104	17.717	254.4
17	1'36.578 *	26.60 *	27.172	25.201	17.596	258.0	21	1'36.640	26.754	27.106	24.992	17.788	253.5
18	1'36.509	26.628	27.183	25.139	17.559	255.3	22	1'36.392	26.627	27.168	24.986	17.611	253.5
19	1'36.791	26.598	27.096	25.202	17.895	255.3	23	1'36.406	26.619	27.027	25.095	17.665	254.4
20	1'36.831	26.566	27.364	25.255	17.646	259.9							
21	1'36.409	26.622	27.110	25.109	17.568	257.1							
22	1'36.107	26.409	27.050	25.056	17.592	258.0							
23	1'36.265	26.469	27.018	25.038	17.740	258.9							

14th	24	Marcos RAMIREZ	Forward Team	SPA		
Runs=1	Total laps=23	Full laps=22	Valid laps=22			
1	1'43.728	32.655	27.877	25.346	17.850	155.5
2	1'36.449	27.117	26.915	24.973	17.444	255.3
3	1'36.426	26.913	27.068	24.972	17.473	256.2
4	1'37.060	26.664	27.920	24.887	17.589	255.3
5	1'36.353	26.663	27.033	24.860	17.797	253.5
6	1'36.455	26.689	27.165	24.872	17.729	254.4
7	1'36.066	26.648	26.990	24.865	17.563	254.4
8	1'36.185	26.692	27.027	24.886	17.580	255.3
9	1'36.170	26.639	27.024	24.878	17.629	252.6
10	1'35.909	26.568	26.964	24.885	17.492	252.6
11	1'36.182	26.569	26.984	24.895	17.734	254.4
12	1'36.449	26.650	27.143	24.957	17.699	254.4
13	1'36.412	26.706	27.121	24.988	17.597	258.0
14	1'36.438	26.623	27.127	25.040	17.648	252.6
15	1'37.035	26.654	27.507	25.153	17.721	252.6
16	1'36.665	26.777	27.154	25.009	17.725	255.3
17	1'36.579	26.644	27.135	25.085	17.715	255.3
18	1'37.047	27.118	27.184	25.053	17.692	254.4
19	1'36.330	26.618	26.946	24.971	17.795	255.3
20	1'36.706	26.624	27.140	25.226	17.716	255.3
21	1'36.507	26.606	27.096	25.081	17.724	257.1
22	1'36.154	26.519	27.048	24.934	17.653	253.5
23	1'36.198	26.538	27.011	24.952	17.697	256.2

16th 72 Borja GOMEZ Fantic Racing SPA
Runs=1 Total laps=23 Full laps=22 Valid laps=22

1	1'44.567	33.226	28.322	25.353	17.666	151.8
2	1'36.946	26.936	27.380	25.114	17.516	255.3
3	1'36.784	26.673	27.358	25.158	17.595	256.2
4	1'36.680	26.775	27.366	25.021	17.518	257.1
5	1'36.412	26.771	27.043	25.064	17.534	256.2
6	1'36.579	26.714	27.106	25.173	17.586	255.3
7	1'36.415	26.637	26.989	25.247	17.542	255.3
8	1'36.225	26.619	26.989	25.095	17.522	255.3
9	1'36.552	26.701	27.131	25.141	17.579	254.4
10	1'36.458	26.708	27.034	25.151	17.565	257.1
11	1'36.542	26.509	27.211	25.095	17.727	256.2
12	1'36.514	26.650	27.145	25.033	17.686	256.2
13	1'36.394	26.745	26.990	25.051	17.608	258.9
14	1'36.467	26.602	27.054	25.174	17.637	257.1
15	1'36.566	26.678	27.016	25.224	17.648	256.2
16	1'36.891	27.004	26.956	25.223	17.708	257.1
17	1'36.660	26.665	27.113	25.238	17.644	255.3
18	1'36.594	26.753	26.997	25.208	17.636	255.3
19	1'36.603	26.705	27.098	25.184	17.616	255.3
20	1'36.392	26.578	26.953	25.209	17.652	256.2
21	1'36.387	26.567	26.947	25.228	17.645	256.2
22	1'36.532	26.692	27.004	25.210	17.626	256.2
23	1'36.379	26.594	26.978	25.222	17.585	255.3

17th 67 Alberto SURRA Forward Team ITA
Runs=1 Total laps=23 Full laps=22 Valid laps=21

1	1'44.209	33.228	27.835	25.449	17.697	156.1
2	1'37.120	27.201	27.259	25.146	17.514	257.1
3	1'36.657	26.688	27.350	25.064	17.555	253.5
4	1'36.597	26.797	27.183	25.101	17.516	254.4
5	1'36.402	26.761	26.984	25.084	17.573	251.7
6	1'36.393	26.631	27.089	25.125	17.548	252.6
7	1'36.582	26.721	27.135	25.168	17.558	254.4
8	1'36.494 *	26.736	27.019	25.155	17.584*	252.6
9	1'36.398	26.730	26.978	25.087	17.603	253.5
10	1'36.315	26.619	27.027	25.101	17.568	254.4

15th 64 Bo BENDSNEYDER Pertamina Mandalika NED
Runs=1 Total laps=23 Full laps=22 Valid laps=22

1	1'43.689	32.465	28.168	25.197	17.859	149.6
2	1'36.856	27.370	27.137	24.856	17.493	252.6
3	1'37.248	27.130	27.642	24.936	17.540	252.6
4	1'36.433	26.739	27.127	25.016	17.551	253.5
5	1'36.320	26.652	27.074	24.827	17.767	253.5
6	1'36.363	26.737	27.054	24.958	17.614	253.5

Fastest Lap: Pedro ACOSTA Red Bull KTM Ajo SPA 1'34.453 26.235 26.400 24.595 17.223

These data/results cannot be reproduced, stored and/or transmitted in whole or in part by any manner of electronic, mechanical, photocopying, recording, broadcasting or otherwise now known or herein after developed without the previous express consent by the copyright owner, except for reproduction in daily press and regular printed publications on sale to the public within 60 days of the event related to those data/results and always provided that copyright symbol appears together as follows below.
© DORNA, 2023

Race

Moto2

Lap	Lap Time	T1	T2	T3	T4	Speed	Lap	Lap Time	T1	T2	T3	T4	Speed
11	1'36.792	26.711	27.292	25.117	17.672	253.5	15	1'36.746	26.805	27.159	25.140	17.642	252.6
12	1'36.608	26.693	27.050	25.178	17.687	253.5	16	1'36.880	26.746	27.244	25.216	17.674	252.6
13	1'36.339	26.649	26.996	25.136	17.558	254.4	17	1'36.806	26.782	27.179	25.157	17.688	251.7
14	1'36.370	26.585	26.949	25.239	17.597	255.3	18	1'36.935	26.750	27.301	25.200	17.684	251.7
15	1'36.666	26.609	27.146	25.283	17.628	255.3	19	1'36.999	26.808	27.165	25.276	17.750	252.6
16	1'37.349	27.240	27.160	25.219	17.730	254.4	20	1'36.950	26.732	27.297	25.226	17.695	252.6
17	1'36.697	26.738	27.064	25.216	17.679	255.3	21	1'36.821 *	26.704	27.202	25.201	17.714*	251.7
18	1'36.790	26.827	27.088	25.175	17.700	254.4	22	1'37.204	26.825	27.318	25.273	17.788	251.7
19	1'36.446	26.770	26.952	25.098	17.626	254.4	23	1'37.312	26.871	27.177	25.361	17.903	252.6
20	1'36.420	26.644	26.976	25.141	17.659	256.2							
21	1'36.585	26.610	27.017	25.251	17.707	256.2							
22	1'36.743	26.691	27.075	25.258	17.719	254.4							
23	1'37.139	26.749	27.219	25.395	17.776	255.3							

18th 33 Rory SKINNER		OnlyFans American R GBR				
Runs=1	Total laps=23	Full laps=22	Valid laps=20			
1	1'45.193	33.422	28.523	25.443	17.805	155.5
2	1'37.139	27.055	27.291	25.210	17.583	254.4
3	1'36.782 *	26.89*	27.090	25.115	17.684	255.3
4	1'37.110	26.941	27.396	25.091	17.682	253.5
5	1'36.678	26.781	27.325	25.039	17.533	252.6
6	1'36.290 *	26.639	27.014	25.098	17.539*	251.7
7	1'36.230	26.625	27.002	25.078	17.525	251.7
8	1'36.314	26.565	27.120	25.131	17.498	251.7
9	1'36.265	26.557	27.113	25.050	17.545	254.4
10	1'36.672	26.828	27.194	25.133	17.517	256.2
11	1'36.847	26.745	27.186	25.146	17.770	255.3
12	1'36.616	26.853	27.047	25.215	17.501	254.4
13	1'36.748	26.610	27.254	25.301	17.583	250.8
14	1'36.710	26.634	27.200	25.262	17.614	253.5
15	1'36.675	26.596	27.261	25.211	17.607	253.5
16	1'36.809	26.678	27.179	25.300	17.652	251.7
17	1'36.639	26.694	27.119	25.239	17.587	251.7
18	1'36.594	26.586	27.195	25.200	17.613	253.5
19	1'36.606	26.566	27.196	25.214	17.630	252.6
20	1'36.473	26.537	27.050	25.292	17.594	254.4
21	1'36.986	26.716	27.099	25.425	17.746	252.6
22	1'37.326	26.753	27.383	25.412	17.778	252.6
23	1'37.013	26.619	27.237	25.446	17.711	253.5

19th 73 Mattia RATO		Pertamina Mandalika ITA				
Runs=1	Total laps=23	Full laps=22	Valid laps=19			
1	1'44.850	33.390	28.451	25.212	17.797	162.8
2	1'37.145	26.966	27.409	25.148	17.622	253.5
3	1'36.434	26.695	27.130	24.986	17.623	252.6
4	1'36.802	26.728	27.442	24.959	17.673	257.1
5	1'36.355	26.773	27.051	24.915	17.616	255.3
6	1'36.668	26.645	27.360	25.037	17.626	255.3
7	1'36.380	26.695	27.001	25.034	17.650	253.5
8	1'36.644 *	26.610	27.242	25.106	17.686*	254.4
9	1'36.553	26.727	27.211	25.027	17.588	253.5
10	1'36.676	26.664	27.191	25.141	17.680	253.5
11	1'36.892	26.642	27.217	25.095	17.938	251.7
12	1'37.017	26.992	27.297	25.090	17.638	251.7
13	1'37.174 *	26.64*	27.723	25.146	17.656	254.4
14	1'36.711	26.668	27.246	25.194	17.603	253.5

20th 5 Kohta NOZANE		Correos Prepagos Yam JPN				
Runs=1	Total laps=23	Full laps=22	Valid laps=20			
1	1'44.968	33.322	28.155	25.457	18.034	161.4
2	1'37.250	27.015	27.348	25.247	17.640	254.4
3	1'36.727	26.712	27.135	25.256	17.624	252.6
4	1'37.340	26.900	27.306	25.261	17.873	253.5
5	1'36.934	26.947	27.308	25.134	17.545	252.6
6	1'36.639	26.729	27.115	25.201	17.594	253.5
7	1'36.579	26.606	27.122	25.170	17.681	252.6
8	1'38.143 *	26.83*	28.198	25.396	17.717	251.7
9	1'36.726	26.667	27.072	25.280	17.707	252.6
10	1'37.202	26.732	27.287	25.438	17.745	251.7
11	1'37.057	26.775	27.109	25.434	17.739	252.6
12	1'37.127 *	26.829	27.102	25.393	17.803*	251.7
13	1'37.249	26.714	27.358	25.428	17.749	251.7
14	1'37.201	26.839	27.185	25.496	17.681	252.6
15	1'37.337	26.825	27.238	25.536	17.738	252.6
16	1'37.324	26.780	27.228	25.498	17.818	251.7
17	1'37.152	26.732	27.189	25.519	17.712	250.8
18	1'37.049	26.742	27.218	25.399	17.690	252.6
19	1'37.215	26.809	27.228	25.516	17.662	251.7
20	1'37.154	26.702	27.124	25.557	17.771	253.5
21	1'37.256	26.854	27.152	25.522	17.728	251.7
22	1'37.211	26.731	27.252	25.474	17.754	251.7
23	1'37.292	26.847	27.141	25.580	17.724	252.6

21st 21 Alonso LOPEZ		CAG SpeedUp SPA				
Runs=1	Total laps=23	Full laps=22	Valid laps=17			
1	1'40.869	31.267	27.445	24.841	17.316	135.3
2	1'35.213	26.502	26.741	24.626	17.344	252.6
3	1'35.406	26.461	26.816	24.762	17.367	258.0
4	1'35.523	26.379	27.135	24.726	17.283	254.4
5	2'23.433 *	1'12.76*	28.153	25.009	17.506	256.2
6	1'35.580 *	26.51*	26.856	24.882	17.330	253.5
7	1'35.423 *	26.37*	26.895	24.824	17.332	253.5
8	1'35.633	26.482	26.836	24.891	17.424	254.4
9	1'35.657	26.465	26.987	24.847	17.358	254.4
10	1'35.803 *	26.55*	26.990	24.823	17.436	254.4
11	1'36.272	26.845	26.978	24.995	17.454	256.2
12	1'35.702	26.480	26.877	24.934	17.411	252.6
13	1'35.757	26.309	26.905	25.126	17.417	254.4
14	1'35.689	26.352	26.825	25.052	17.460	255.3
15	1'36.012	26.456	27.084	25.034	17.438	255.3
16	1'35.413	26.302	26.791	24.930	17.390	255.3
17	1'36.008	26.395	27.221	24.966	17.426	255.3
18	1'35.930	26.531	26.951	24.997	17.451	254.4

Fastest Lap: Pedro ACOSTA Red Bull KTM Ajo SPA **1'34.453** 26.235 26.400 24.595 17.223

These data/results cannot be reproduced, stored and/or transmitted in whole or in part by any manner of electronic, mechanical, photocopying, recording, broadcasting or otherwise now known or herein after developed without the previous express consent by the copyright owner, except for reproduction in daily press and regular printed publications on sale to the public within 60 days of the event related to those data/results and always provided that copyright symbol appears together as follows below.
© DORNA, 2023

Race

Moto2

Lap	Lap Time	T1	T2	T3	T4	Speed	Lap	Lap Time	T1	T2	T3	T4	Speed
19	1'35.549	26.268	26.903	24.959	17.419	256.2	9	1'35.274	26.357	26.770	24.713	17.434	255.3
20	1'35.645	26.293	26.833	25.015	17.504	255.3	10	1'35.346	26.490	26.748	24.790	17.318	253.5
21	1'35.839	26.383	26.942	25.023	17.491	254.4		unfinished	26.314	26.787	24.793		254.4
22	1'35.731 *	26.291	26.925	24.958	17.557*	253.5							
23	1'36.270	26.429	26.974	25.343	17.524	255.3							

22nd 84 Zonta VD GOORBE		Fieten Olie Racing GP NED				
Runs=1	Total laps=23	Full laps=22	Valid laps=17			
1	1'42.347	32.278	27.429	25.047	17.593	136.8
2	1'36.931 *	27.035	27.096	25.177	17.623*	255.3
3	1'36.125 *	26.78*	26.966	24.895	17.482	254.4
4	2'07.856	26.609	57.312	25.847	18.088	252.6
5	1'36.720	26.834	27.003	25.286	17.597	251.7
6	1'36.099	26.604	27.039	25.060	17.396	251.7
7	1'36.178	26.647	27.007	25.057	17.467	251.7
8	1'36.171	26.635	26.938	25.122	17.476	252.6
9	1'35.931	26.467	26.904	25.092	17.468	252.6
10	1'35.893 *	26.483	26.936	25.031	17.443*	252.6
11	1'35.966	26.516	26.877	25.065	17.508	252.6
12	1'36.085	26.561	26.918	25.083	17.523	250.8
13	1'35.824	26.445	26.937	24.966	17.476	253.5
14	1'36.075	26.574	26.994	25.033	17.474	252.6
15	1'37.079	26.654	27.773	25.116	17.536	254.4
16	1'36.089	26.554	26.955	25.093	17.487	253.5
17	1'36.253	26.647	27.011	25.110	17.485	253.5
18	1'36.616	26.598	27.397	25.126	17.495	252.6
19	1'36.093 *	26.540	26.884	25.139	17.530*	253.5
20	1'36.596	26.431	26.924	25.660	17.581	253.5
21	1'36.417 *	26.558	26.921	25.369*	17.569	253.5
22	1'36.229	26.433	27.152	25.104	17.540	253.5
23	1'40.034	30.120	27.071	25.247	17.596	252.6

23rd 16 Joe ROBERTS		Italtrans Racing Team USA				
Runs=1	Total laps=11	Full laps=9	Valid laps=7			
1	1'42.986	32.362	27.939	25.190	17.495	152.8
2	1'35.932	26.570	27.002	24.928	17.432	254.4
3	1'36.114 *	26.82*	26.903	25.012	17.374	253.5
4	1'35.777	26.562	26.827	24.995	17.393	252.6
5	1'36.152	26.737	26.944	25.068	17.403	253.5
6	1'35.871	26.515	26.818	25.011	17.527	252.6
7	1'36.148	26.660	27.019	25.037	17.432	251.7
8	1'36.078	26.491	26.948	25.116	17.523	252.6
9	1'35.955	26.538	26.898	25.060	17.459	252.6
10	2'16.496 *	26.73*	1'06.291	25.630	17.840*	252.6
11	1'47.252 P	27.89*	28.198	26.114	25.044	250.0

24th 40 Aron CANET		Pons Wegow Los40 SPA				
Runs=1	Total laps=10	Full laps=9	Valid laps=7			
1	1'41.449	31.664	27.427	24.902	17.456	128.3
2	1'35.751 *	26.746	26.870	24.650	17.485*	253.5
3	1'35.337	26.713	26.779	24.587	17.258	251.7
4	1'35.414	26.432	26.949	24.544	17.489	255.3
5	1'35.622	26.759	26.825	24.663	17.375	255.3
6	1'35.498	26.360	26.924	24.792	17.422	253.5
7	1'35.080	26.291	26.762	24.693	17.334	253.5
8	1'35.307 *	26.44*	26.812	24.690	17.365	253.5

25th 75 Albert ARENAS		Red Bull KTM Ajo SPA				
Runs=1	Total laps=9	Full laps=8	Valid laps=7			
1	1'41.222	31.378	27.612	24.864	17.368	127.6
2	1'35.728	26.902	26.776	24.703	17.347	258.0
3	1'35.156	26.290	26.836	24.587	17.443	257.1
4	1'35.516	26.514	27.011	24.601	17.390	258.0
5	2'17.605 *	26.616	1'08.299	25.247*	17.443	258.9
6	1'35.934	26.593	26.955	24.928	17.458	254.4
7	1'35.830	26.380	27.220	24.821	17.409	256.2
8	1'35.440	26.267	26.760	24.782	17.631	256.2
9	1'35.319	26.143	26.956	24.884	17.336	256.2
	unfinished	26.304	26.801			255.3

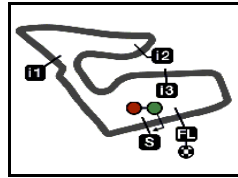
26th 18 Manuel GONZALEZ		Correos Prepagos Yam SPA				
Runs=1	Total laps=7	Full laps=6	Valid laps=5			
1	1'42.143	31.460	27.644	25.083	17.956	131.1
2	1'35.871	26.801	26.759	24.899	17.412	253.5
3	1'35.133	26.313	26.717	24.827	17.276	256.2
4	1'35.249 *	26.30*	26.776	24.778	17.394	257.1
5	1'35.799	26.651	26.924	24.882	17.342	256.2
6	1'35.376	26.339	26.800	24.909	17.328	257.1
7	1'35.380	26.336	26.788	24.867	17.389	255.3
	unfinished	26.331				256.2

27th 15 Darryn BINDER		Liqui Moly Husqvarna RSA				
Runs=1	Total laps=2	Full laps=1	Valid laps=1			
1	1'42.427	32.164	27.710	24.940	17.613	145.7
2	1'35.896	26.818	26.874	24.764	17.440	258.0

28th 22 Sam LOWES		Elf Marc VDS Racing GBR				
Runs=1	Total laps=2	Full laps=1	Valid laps=1			
1	1'42.001	31.697	27.715	24.984	17.605	142.5
2	1'36.480	27.008	27.370	24.716	17.386	256.2

Fastest Lap: Pedro ACOSTA Red Bull KTM Ajo SPA **1'34.453** 26.235 26.400 24.595 17.223

These data/results cannot be reproduced, stored and/or transmitted in whole or in part by any manner of electronic, mechanical, photocopying, recording, broadcasting or otherwise now known or herein after developed without the previous express consent by the copyright owner, except for reproduction in daily press and regular printed publications on sale to the public within 60 days of the event related to those data/results and always provided that copyright symbol appears together as follows below.
© DORNA, 2023



4348 m.

CryptoDATA MOTORRAD GRAND PRIX VON ÖSTERREICH**Race****Analysis by Lap****35**

Num Lap Time Gap

Num	Lap	Time	Gap	Num	Lap	Time	Gap	Num	Lap	Time	Gap
Lap 1				Lap 3				Lap 10			
37	1	'38.588		37	1	'34.453		37	1	'34.909	
96	1	'38.813	0.225	96	1	'34.510	0.457	79	1	'34.967	1.247
79	1	'38.955	0.367	79	1	'34.487	0.562	13	1	'34.730	1.825
14	1	'39.333	0.745	13	1	'34.585	1.303	96	1	'35.199	2.895
13	1	'39.422	0.834	14	1	'35.031	2.483	35	1	'34.954	3.198
54	1	'40.306	1.718	35	1	'34.784	2.547	12	1	'35.021	5.699
35	1	'40.351	1.763	21	1	'35.406	3.909	14	1	'35.156	6.189
21	1	'40.869	2.281	12	1	'35.411	4.083	54	1	'35.361	7.488
12	1	'41.115	2.527	54	1	'36.003	4.389	11	1	'35.209	8.136
75	1	'41.222	2.634	75	1	'35.156	4.527	40	1	'35.346	8.864
40	1	'41.449	2.861	11	1	'34.918	4.737	3	1	'36.721	16.975
11	1	'41.928	3.340	40	1	'35.337	4.958	71	1	'36.243	19.115
22	1	'42.001	3.413	18	1	'35.133	5.568	52	1	'36.203	19.231
18	1	'42.143	3.555	16	1	'36.114	7.453	24	1	'35.909	19.587
84	1	'42.347	3.759	84	1	'36.125	7.824	28	1	'36.314	20.491
15	1	'42.427	3.839	3	1	'36.257	8.730	64	1	'36.513	21.670
16	1	'42.986	4.398	71	1	'36.618	8.872	67	1	'36.315	21.953
71	1	'43.502	4.914	24	1	'36.426	9.024	72	1	'36.458	22.404
64	1	'43.689	5.101	52	1	'36.245	9.613	73	1	'36.676	23.293
24	1	'43.728	5.140	28	1	'36.821	10.054	33	1	'36.672	23.459
3	1	'43.787	5.199	64	1	'37.248	10.214	5	1	'37.202	27.294
52	1	'43.948	5.360	67	1	'36.657	10.407	84	1	'35.893	49.037
28	1	'44.040	5.452	72	1	'36.784	10.718	16	1	'216.496	56.295
67	1	'44.209	5.621	73	1	'36.434	10.850	21	1	'35.803	57.326
72	1	'44.567	5.979	5	1	'36.727	11.366				
73	1	'44.850	6.262	33	1	'36.782	11.535	Lap 11			
5	1	'44.968	6.380	Lap 4				37	1	'34.808	
33	1	'45.193	6.605	37	1	'34.498		79	1	'34.977	1.416
Lap 2				96	1	'34.748	0.707	13	1	'34.608	1.625
37	1	'34.538		79	1	'34.810	0.874	96	1	'35.031	3.118
96	1	'34.713	0.400	13	1	'34.559	1.364	35	1	'34.948	3.338
79	1	'34.699	0.528	35	1	'34.706	2.755	12	1	'35.232	6.123
13	1	'34.875	1.171	14	1	'35.249	3.234	14	1	'35.397	6.778
14	1	'35.698	1.905	12	1	'35.056	4.641	54	1	'35.236	7.916
35	1	'34.991	2.216	21	1	'35.523	4.934	11	1	'35.044	8.372
54	1	'35.659	2.839	54	1	'35.458	5.349	3	1	'36.115	18.282
21	1	'35.213	2.956	75	1	'35.516	5.545	71	1	'36.174	20.481
12	1	'35.136	3.125	11	1	'35.439	5.678	52	1	'36.334	20.757
75	1	'35.728	3.824	40	1	'35.414	5.874	24	1	'36.182	20.961
40	1	'35.751	4.074	18	1	'35.249	6.319	28	1	'36.450	22.133
11	1	'35.470	4.272	16	1	'35.777	8.732	64	1	'36.498	23.360
18	1	'35.871	4.888	3	1	'36.076	10.308	67	1	'36.792	23.937
15	1	'35.896	5.197	71	1	'36.248	10.622	72	1	'36.542	24.138
22	1	'36.480	5.355	52	1	'36.017	11.132	73	1	'36.892	25.377
16	1	'35.932	5.792	24	1	'37.060	11.586				
84	1	'36.931	6.152	28	1	'36.363	11.919				
71	1	'36.331	6.707	64	1	'36.433	12.149				
3	1	'36.265	6.926	67	1	'36.597	12.506				
24	1	'36.449	7.051	72	1	'36.680	12.900				
64	1	'36.856	7.419	73	1	'36.802	13.154				
28	1	'36.772	7.686	33	1	'37.110	14.147				
52	1	'36.999	7.821	5	1	'37.340	14.208				
67	1	'37.120	8.203	84	1	'207.856	41.182				
72	1	'36.946	8.387	Lap 5							
73	1	'37.145	8.869	37	1	'34.948					
5	1	'37.250	9.092	96	1	'34.864	0.790				
33	1	'37.139	9.206								

 Lapped rider

These data/results cannot be reproduced, stored and/or transmitted in whole or in part by any manner of electronic, mechanical, photocopying, recording, broadcasting or otherwise now known or herein after developed without the previous express consent by the copyright owner, except for reproduction in daily press and regular printed publications on sale to the public within 60 days of the event related to those data/results and always provided that copyright symbol appears together as follows below.

© DORNA, 2023

Official MotoGP Timing by TISSOT
www.motogp.com**Spielberg, Sunday, August 20, 2023**

Page 1 of 2



Num	Lap Time	Gap												
33	1'36.847	25.498	67	1'36.370	28.403	52	1'37.409	30.936	52	1'36.147	34.916	3	1'36.767	35.361
5	1'37.057	29.543	72	1'36.467	28.662	64	1'36.315	31.265	28	1'36.831	35.692	71	1'37.206	37.855
84	1'35.966	50.195	33	1'36.710	30.721	72	1'36.660	33.921	24	1'36.706	35.811	52	1'36.255	39.551
21	1'36.272	58.790	73	1'36.711	31.428	67	1'36.697	34.257	64	1'36.595	35.920	28	1'36.265	40.213
16	1'47.252	1'08.739	5	1'37.201	36.269	33	1'36.639	35.986	72	1'36.392	38.408	24	1'36.198	40.410
Lap 12			84	1'36.075	53.328	73	1'36.806	37.002	67	1'36.420	38.811	64	1'36.406	41.098
37	1'34.918		21	1'35.689	1'01.087	5	1'37.152	43.224	33	1'36.473	40.557	72	1'36.379	43.446
79	1'34.971	1.469	Lap 15			84	1'36.253	57.891	73	1'36.950	42.784	67	1'37.139	45.018
13	1'34.924	1.631	37	1'35.062		21	1'36.008	1'03.662	5	1'37.154	49.540	33	1'37.013	47.622
96	1'35.145	3.345	13	1'34.803	1.107	Lap 18			84	1'36.596	1'02.094	73	1'37.312	49.861
35	1'35.124	3.544	79	1'35.026	1.921	13	1'34.823		21	1'35.645	1'05.684	5	1'37.292	57.039
12	1'35.380	6.585	96	1'35.205	3.584	37	1'35.656	0.278	Lap 21			21	1'36.270	1'09.264
14	1'35.474	7.334	35	1'35.289	4.085	79	1'35.245	2.419	13	1'34.873		84	1'40.034	1'10.514
54	1'35.556	8.554	14	1'35.642	8.737	96	1'35.106	4.057	37	1'34.965	0.330			
11	1'35.258	8.712	12	1'36.347	8.919	35	1'35.426	5.182	79	1'35.173	3.474			
3	1'36.033	19.397	11	1'35.472	9.882	14	1'35.545	10.213	96	1'35.175	4.734			
71	1'36.170	21.733	54	1'35.762	10.903	12	1'35.440	10.529	35	1'35.546	6.504			
52	1'36.575	22.414	3	1'36.487	23.109	11	1'35.372	11.680	14	1'35.649	12.155			
24	1'36.449	22.492	71	1'36.240	25.339	54	1'35.896	12.989	12	1'35.643	12.604			
28	1'36.328	23.543	52	1'36.514	27.000	3	1'36.185	26.666	11	1'36.218	14.125			
64	1'36.282	24.724	24	1'37.035	27.382	71	1'36.062	28.597	54	1'35.756	14.977			
67	1'36.608	25.627	28	1'36.423	27.429	28	1'36.509	31.794	3	1'36.512	31.150			
72	1'36.514	25.734	64	1'36.315	28.502	52	1'36.712	32.270	71	1'36.700	33.259			
33	1'36.616	27.196	67	1'36.666	30.007	24	1'37.047	32.499	52	1'36.257	36.300			
73	1'37.017	27.476	72	1'36.566	30.166	64	1'36.793	32.680	28	1'36.409	37.228			
5	1'37.127	31.752	33	1'36.675	32.334	72	1'36.594	35.137	24	1'36.507	37.445			
84	1'36.085	51.362	73	1'36.746	33.112	67	1'36.790	35.669	64	1'36.640	37.687			
21	1'35.702	59.574	5	1'37.337	38.544	33	1'36.594	37.202	72	1'36.387	39.922			
Lap 13			84	1'37.079	55.345	73	1'36.935	38.559	67	1'36.585	40.523			
37	1'34.947		21	1'36.012	1'02.037	5	1'37.049	44.895	33	1'36.986	42.670			
13	1'34.900	1.584	Lap 16			84	1'36.616	59.129	73	1'36.821	44.732			
79	1'35.218	1.740	37	1'34.727		21	1'35.930	1'04.214	5	1'37.256	51.923			
96	1'35.103	3.501	13	1'34.654	1.034	Lap 19			84	1'36.417	1'03.638			
35	1'35.205	3.802	79	1'35.210	2.404	13	1'34.860		21	1'35.839	1'06.650			
12	1'35.606	7.244	96	1'35.266	4.123	37	1'34.777	0.195	Lap 22					
14	1'35.439	7.826	35	1'35.521	4.879	79	1'35.256	2.815	13	1'34.653				
11	1'35.222	8.987	14	1'35.638	9.648	96	1'35.000	4.197	37	1'34.852	0.529			
54	1'35.819	9.426	12	1'35.871	10.063	35	1'35.083	5.405	79	1'35.321	4.142			
3	1'36.090	20.540	11	1'36.044	11.199	14	1'35.485	10.838	96	1'35.328	5.409			
71	1'36.137	22.923	54	1'35.736	11.912	12	1'35.476	11.145	35	1'35.284	7.135			
24	1'36.412	23.957	3	1'36.137	24.519	11	1'35.446	12.266	14	1'35.656	13.158			
52	1'36.777	24.244	71	1'36.161	26.773	54	1'35.495	13.624	12	1'35.496	13.447			
28	1'36.307	24.903	52	1'36.323	28.596	3	1'36.252	28.058	11	1'35.840	15.312			
64	1'36.321	26.098	28	1'36.452	29.154	71	1'36.339	30.076	54	1'35.584	15.908			
67	1'36.339	27.019	24	1'36.665	29.320	52	1'36.223	33.633	3	1'36.831	33.328			
72	1'36.394	27.181	64	1'36.244	30.019	28	1'36.791	33.725	71	1'36.777	35.383			
33	1'36.748	28.997	72	1'36.891	32.330	24	1'36.330	33.969	52	1'36.383	38.030			
73	1'37.174	29.703	67	1'37.349	32.629	64	1'36.369	34.189	28	1'36.107	38.682			
5	1'37.249	34.054	33	1'36.809	34.416	72	1'36.603	36.880	24	1'36.154	38.946			
84	1'35.824	52.239	73	1'36.880	35.265	67	1'36.446	37.255	64	1'36.392	39.426			
21	1'35.757	1'00.384	5	1'37.324	41.141	33	1'36.606	38.948	72	1'36.532	41.801			
Lap 14			84	1'36.089	56.707	73	1'36.999	40.698	67	1'36.743	42.613			
37	1'34.986		21	1'35.413	1'02.723	5	1'37.215	47.250	33	1'37.326	45.343			
13	1'34.768	1.366	Lap 17			84	1'36.093	1'00.362	73	1'37.204	47.283			
79	1'35.203	1.957	37	1'35.069		21	1'35.549	1'04.903	5	1'37.211	54.481			
96	1'34.926	3.441	13	1'34.590	0.555	Lap 20			84	1'36.229	1'05.214			
35	1'35.042	3.858	79	1'35.217	2.552	13	1'34.864		21	1'35.731	1'07.728			
12	1'35.376	7.634	96	1'35.275	4.329	37	1'34.907	0.238	Lap 23					
14	1'35.317	8.157	35	1'35.324	5.134	79	1'35.223	3.174	13	1'34.734				
11	1'35.471	9.472	14	1'35.467	10.046	96	1'35.099	4.432	37	1'35.640	1.435			
54	1'35.763	10.203	12	1'35.473	10.467	35	1'35.290	5.831	79	1'35.781	5.189			
3	1'36.130	21.684	11	1'35.556	11.686	14	1'35.405	11.379	96	1'35.470	6.145			
71	1'36.224	24.161	54	1'35.628	12.471	12	1'35.553	11.834	35	1'36.234	8.635			
24	1'36.438	25.409	3	1'36.409	25.859	11	1'35.378	12.780	14	1'35.630	14.054			
52	1'36.290	25.548	71	1'36.209	27.913	54	1'35.334	14.094	12	1'35.779	14.492			
28	1'36.151	26.068	28	1'36.578	30.663	3	1'36.317	29.511	11	1'35.867	16.445			
64	1'36.137	27.249	24	1'36.579	30.830	71	1'36.220	31.432	54	1'36.004	17.178			

☐ Lapped rider

These data/results cannot be reproduced, stored and/or transmitted in whole or in part by any manner of electronic, mechanical, photocopying, recording, broadcasting or otherwise now known or herein after developed without the previous express consent by the copyright owner, except for reproduction in daily press and regular printed publications on sale to the public within 60 days of the event related to those data/results and always provided that copyright symbol appears together as follows below.

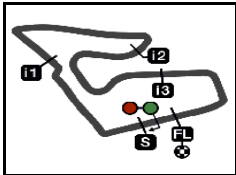
© DORNA, 2023

Official MotoGP Timing by TISSOT
www.motogp.com

Spielberg, Sunday, August 20, 2023

Page 2 of 2





4348 m.

CryptoDATA MOTORRAD GRAND PRIX VON ÖSTERREICH

Moto2™

2023 Rookie of the Year Classification

36

Rider	Nation	Points	Leader	Previous	POR	ARG	AME	SPA	FRA	ITA	GER	NED	GBR	AUT	CAT	RSM	IND	JPN	INA	AUS	THA	MAL	QAT	VAL
1 GARCIA Sergio	SPA	45			1	11	-	5	6	6	5	3	-	8										
2 BINDER Darryn	RSA	13	32	32	-	10	-	-	-	-	-	2	1	-										
3 FOGGIA Dennis	ITA	13	32	0	-	-	2	-	2	3	1	-	-	5										
4 GUEVARA Izan	SPA	3	42	10	-	-	-	-	-	-	-	-	-	3										

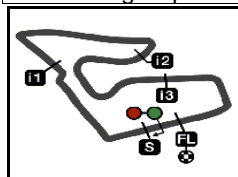
These data/results cannot be reproduced, stored and/or transmitted in whole or in part by any manner of electronic, mechanical, photocopying, recording, broadcasting or otherwise now known or herein after developed without the previous express consent by the copyright owner, except for reproduction in daily press and regular printed publications on sale to the public within 60 days of the event related to those data/results and always provided that copyright symbol appears together as follows below.

© DORNA, 2023

Official MotoGP Timing by **TISSOT**
www.motogp.com

Spielberg, Sunday, August 20, 2023





4348 m.

2023 Riders Performance

(Qualifying Position - Starting Position - Race Position)

37

Rider	Points	POR	ARG	AME	SPA	FRA	ITA	GER	NED	GBR	AUT	CAT	RSM	IND	JPN	INA	AUS	THA	MAL	QAT	VAL
1 ACOSTA Pedro	176	3	5	2	2	5	2	1	6	1	1										
		3-1	5-12	2-1	2-2	5-NC	2-1	1-1	6-3	1-3	1-2	-	-	-	-	-	-	-	-	-	-
2 ARBOLINO Tony	164	8	8	8	10	3	10	2	10	4	7										
		8-3	8-1	8-2	10-4	3-1	10-2	2-2	10-7	4-10	7-6	-	-	-	-	-	-	-	-	-	-
3 DIXON Jake	117	12	4	6	3	8	6	3	2	15	4										
		12-6	4-3	-NS	3-6	8-5	6-3	3-3	2-1	15-NL	4-4	-	-	-	-	-	-	-	-	-	-
4 CANET Aron	96	2	2	7	12	13	1	4	11	6	10										
		2-2	2-4	7-8	12-5	-NS	1-4	4-NC	11-5	6-2	10-NC	-	-	-	-	-	-	-	-	-	-
5 LOPEZ Alonso	92	14	1	5	4	2	9	5	1	5	11										
		14-NC	1-2	5-7	4-3	2-3	9-6	5-5	1-6	5-NC	11-21	-	-	-	-	-	-	-	-	-	-
6 SALAC Filip	84	1	13	3	13	4	5	13	13	11	12										
		1-4	13-7	3-5	13-9	4-2	5-7	13-13	13-NC	11-13	12-7	-	-	-	-	-	-	-	-	-	-
7 ALDEGUER Fermín	81	16	16	11	14	11	8	8	4	2	6										
		16-13	16-15	11-6	14-10	11-8	8-NL	8-8	4-4	2-1	6-9	-	-	-	-	-	-	-	-	-	-
8 VIETTI Celestino	80	4	6	1	7	6	7	11	9	12	3										
		4-11	6-13	1-9	7-NC	6-4	7-5	11-10	9-10	12-12	3-1	-	-	-	-	-	-	-	-	-	-
9 CHANTRA Somkiat	77	13	3	15	11	7	17	7	7	14	5										
		13-9	3-8	15-11	11-7	7-6	17-9	7-4	7-NC	14-9	5-5	-	-	-	-	-	-	-	-	-	-
10 LOWES Sam	67	9	14	18	1	1	3	6	5	9	14										
		9-7	14-10	18-13	1-1	30-15	3-NL	6-7	5-11	9-7	14-NC	-	-	-	-	-	-	-	-	-	-
11 GONZALEZ Manuel	63	5	7	9	16	9	11	12	12	17	9										
		5-5	7-11	9-10	16-12	-NS	11-8	12-6	12-8	17-5	9-NC	-	-	-	-	-	-	-	-	-	-
12 OGURA Ai	55		21	17	5	16	14	20	3	16	2										
		-	-NS	17-15	5-NC	16-9	14-15	20-14	3-2	16-8	2-3	-	-	-	-	-	-	-	-	-	-
13 GARCIA Sergio	45	17	28	20	18	18	16	10	17	7	16										
		17-15	28-5	20-NC	18-11	18-10	16-10	10-11	17-13	7-NC	16-8	-	-	-	-	-	-	-	-	-	-

NC=Not classified NL=Not finished first lap NP=Not started race re-start N2=Not finished first lap race re-start EX=Excluded NS=Not Started DS=Disqualified

These data/results cannot be reproduced, stored and/or transmitted in whole or in part by any manner of electronic, mechanical, photocopying, recording, broadcasting or otherwise now known or herein after developed without the previous express consent by the copyright owner, except for reproduction in daily press and regular printed publications on sale to the public within 60 days of the event related to those data/results and always provided that copyright symbol appears together as follows below.
© DORNA, 2023

Official MotoGP Timing by **TISSOT**
www.motogp.com



Rider	Points	POR	ARG	AME	SPA	FRA	ITA	GER	NED	GBR	AUT	CAT	RSM	IND	JPN	INA	AUS	THA	MAL	QAT	VAL
14 ARENAS Albert	43	7	10	13	9	12	15	9	8	18	8										
		7-8	10-9	13-12	9-8	-NS	15-23	9-9	8-9	18-14	8-NC	-	-	-	-	-	-	-	-	-	-
15 BALTUS Barry	34	15	12	12	6	10	19	14	16	8											
		15-12	12-19	12-NC	6-13	10-7	19-16	14-12	16-12	8-6	-	-	-	-	-	-	-	-	-	-	-
16 ALCOBA Jeremy	32	6	15	10	19	20	12	17	18	19	25										
		6-10	15-17	10-4	19-16	20-13	12-NL	17-16	18-15	19-11	25-12	-	-	-	-	-	-	-	-	-	-
17 ROBERTS Joe	27	19	9	16	8	17	4	16	14	10	21										
		19-14	9-14	16-16	8-14	17-12	4-12	16-NC	14-18	10-4	21-NC	-	-	-	-	-	-	-	-	-	-
18 BENDSNEYDER Bo	19	10	17	4	15	14	20	15		26	20										
		10-NC	17-22	4-3	30-17	14-18	20-14	15-NL	-	26-17	20-15	-	-	-	-	-	-	-	-	-	-
19 BINDER Darryn	13	11	11				13	19	15	13	15										
		11-16	11-6	-	-	-	13-NL	19-NL	15-14	13-15	15-NC	-	-	-	-	-	-	-	-	-	-
20 FOGGIA Dennis	13	23	22	14	24	23	21	22	25	29	17										
		23-18	22-25	14-14	24-18	23-14	21-13	22-15	25-19	29-NL	17-11	-	-	-	-	-	-	-	-	-	-
21 TULOVIC Lukas	12			23	20	15	26	21	19	23	18										
		-	-	23-NC	20-15	15-11	26-NC	21-NC	19-16	23-16	18-10	-	-	-	-	-	-	-	-	-	-
22 PASINI Mattia	5						18														
		-	-	-	-	-	18-11	-	-	-	-	-	-	-	-	-	-	-	-	-	-
23 GUEVARA Izan	3			27	26	28	24	27	21	20	19										
		-	-	27-21	26-22	28-22	24-18	27-NC	24-NC	20-21	19-13	-	-	-	-	-	-	-	-	-	-
24 RAMIREZ Marcos	2	22	19	25	23	21	27	24		25	23										
		22-21	19-24	25-NC	23-20	21-17	27-NL	24-20	-	25-19	23-14	-	-	-	-	-	-	-	-	-	-
25 GOMEZ Borja	0	20	29	26	22	27	25		24	24	22										
		20-17	29-21	26-20	22-19	31-23	25-17	-	23-NC	24-NL	22-16	-	-	-	-	-	-	-	-	-	-
26 KELLY Sean Dylan	0	24	18	22	21	19	23	18	22												
		24-20	18-NC	22-18	21-NC	19-16	23-19	18-17	21-NC	-	-	-	-	-	-	-	-	-	-	-	-
27 TORRES Jordi	0	26	23																		
		26-23	23-16	-	-	-	-	-	-	-	-	-	-	-	-	-	-	-	-	-	-
28 VD GOORBERGH Zonta	0	18	20	21	17	22	22	23	23	3	13										
		18-NC	20-18	21-17	17-23	22-20	22-NC	23-18	22-20	3-20	13-22	-	-	-	-	-	-	-	-	-	-
29 TATAY Carlos	0							26	20												
		-	-	-	-	-	-	26-19	20-17	-	-	-	-	-	-	-	-	-	-	-	-

NC=Not classified NL=Not finished first lap NP=Not started race re-start N2=Not finished first lap race re-start EX=Excluded NS=Not Started DS=Disqualified

These data/results cannot be reproduced, stored and/or transmitted in whole or in part by any manner of electronic, mechanical, photocopying, recording, broadcasting or otherwise now known or herein after developed without the previous express consent by the copyright owner, except for reproduction in daily press and regular printed publications on sale to the public within 60 days of the event related to those data/results and always provided that copyright symbol appears together as follows below.
© DORNA, 2023

Official MotoGP Timing by TISSOT
www.motogp.com



Rider	Points	POR	ARG	AME	SPA	FRA	ITA	GER	NED	GBR	AUT	CAT	RSM	IND	JPN	INA	AUS	THA	MAL	QAT	VAL
30 SURRA Alberto	0	-	-	-	-	-	-	-	-	-	26	-	-	-	-	-	-	-	-	-	-
		-	-	-	-	-	-	-	-	-	26-17	-	-	-	-	-	-	-	-	-	-
31 SKINNER Rory	0	25	25	24	27	26	-	-	-	21	24	-	-	-	-	-	-	-	-	-	-
		25-22	25-NC	24-19	27-24	26-NC	-	-	-	21-NL	24-18	-	-	-	-	-	-	-	-	-	-
32 ESCRIG Alex	0	-	-	-	30	29	-	-	28	28	-	-	-	-	-	-	-	-	-	-	-
		-	-	-	-NS	29-NC	-	-	28-NC	28-18	-	-	-	-	-	-	-	-	-	-	-
33 DALLA PORTA Lorenzo	0	21	24	19	25	25	29	25	-	-	-	-	-	-	-	-	-	-	-	-	-
		21-19	24-23	19-NC	31-25	25-21	29-20	25-NC	-	-	-	-	-	-	-	-	-	-	-	-	-
34 AGIUS Senna	0	-	-	-	28	24	-	-	-	-	-	-	-	-	-	-	-	-	-	-	-
		-	-	-	28-21	24-19	-	-	-	-	-	-	-	-	-	-	-	-	-	-	-
35 RATO Mattia	0	-	-	-	-	-	-	-	-	-	28	-	-	-	-	-	-	-	-	-	-
		-	-	-	-	-	-	-	-	-	28-19	-	-	-	-	-	-	-	-	-	-
36 NOZANE Kohta	0	28	-	-	-	-	-	-	-	27	27	-	-	-	-	-	-	-	-	-	-
		-NS	-	-	-	-	-	-	-	27-22	27-20	-	-	-	-	-	-	-	-	-	-
37 MINAMIMOTO Soichiro	0	-	27	29	29	-	-	-	-	-	-	-	-	-	-	-	-	-	-	-	-
		-	27-20	29-23	29-26	-	-	-	-	-	-	-	-	-	-	-	-	-	-	-	-
38 HADA Taiga	0	-	-	-	-	-	28	29	27	22	-	-	-	-	-	-	-	-	-	-	-
		-	-	-	-	-	28-21	29-21	27-21	22-NL	-	-	-	-	-	-	-	-	-	-	-
39 DANIEL Kasma	0	-	-	-	-	-	30	28	-	-	-	-	-	-	-	-	-	-	-	-	-
		-	-	-	-	-	30-22	28-22	-	-	-	-	-	-	-	-	-	-	-	-	-
40 RUIZ Yeray	0	-	-	-	-	-	-	-	26	-	-	-	-	-	-	-	-	-	-	-	-
		-	-	-	-	-	-	-	26-22	-	-	-	-	-	-	-	-	-	-	-	-
41 SANCHIS David	0	27	26	28	-	-	-	-	-	-	-	-	-	-	-	-	-	-	-	-	-
		27-NC	26-NC	28-22	-	-	-	-	-	-	-	-	-	-	-	-	-	-	-	-	-

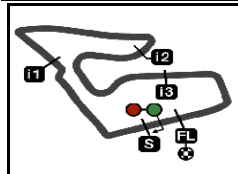
NC=Not classified NL=Not finished first lap NP=Not started race re-start N2=Not finished first lap race re-start EX=Excluded NS=Not Started DS=Disqualified

These data/results cannot be reproduced, stored and/or transmitted in whole or in part by any manner of electronic, mechanical, photocopying, recording, broadcasting or otherwise now known or herein after developed without the previous express consent by the copyright owner, except for reproduction in daily press and regular printed publications on sale to the public within 60 days of the event related to those data/results and always provided that copyright symbol appears together as follows below.
© DORNA, 2023

Official MotoGP Timing by **TISSOT**
www.motogp.com

Spielberg, Sunday, August 20, 2023





4348 m.

CryptoDATA MOTORRAD GRAND PRIX VON ÖSTERREICH

Official Starting Grid

Race : 23 laps = 100.004 km

Moto2™



1	1 1'34.040 37 Pedro ACOSTA Kalex	2 1'34.311 79 Ai OGURA Kalex	3 1'34.445 13 Celestino VIETTI Kalex
2	4 1'34.532 96 Jake DIXON Kalex	5 1'34.590 35 Somkiat CHANTRA Kalex	6 1'34.639 54 Fermín ALDEGUER Boscoscuro
3	7 1'34.728 14 Tony ARBOLINO Kalex	8 1'34.737 75 Albert ARENAS Kalex	9 1'34.857 18 Manuel GONZALEZ Kalex
4	10 1'34.859 40 Aron CANET Kalex	11 1'35.045 21 Alonso LOPEZ Boscoscuro	12 1'35.048 12 Filip SALAC Kalex
5	13 1'35.082 84 Zonta VD GOORBERGH Kalex	14 1'35.197 22 Sam LOWES Kalex	15 1'35.209 15 Darryn BINDER Kalex
6	16 1'35.311 11 Sergio GARCIA Kalex	17 1'35.605 71 Dennis FOGGIA Kalex	18 1'35.676 3 Lukas TULOVIC Kalex
7	19 1'35.222 28 Izan GUEVARA Kalex	20 1'35.289 64 Bo BENDSNEYDER Kalex	21 1'35.304 16 Joe ROBERTS Kalex
8	22 1'35.316 72 Borja GOMEZ Kalex	23 1'35.349 24 Marcos RAMIREZ Kalex	24 1'35.380 33 Rory SKINNER Kalex

The results are provisional until the end of the limit for protest and appeals and until the ratification of the Event Management Committee.

Time limit for protest expires 60' at the latest after publication of the results - Time:

These data/results cannot be reproduced, stored and/or transmitted in whole or in part by any manner of electronic, mechanical, photocopying, recording, broadcasting or otherwise now known or herein after developed without the previous express consent by the copyright owner, except for reproduction in daily press and regular printed publications on sale to the public within 60 days of the event related to those data/results and always provided that copyright symbol appears together as follows below.

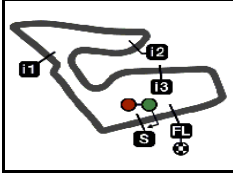
© DORNA, 2023

Official MotoGP Timing by TISSOT
www.motogp.com

Spielberg, Sunday, August 20, 2023

Page 1 of 2





4348 m.

CryptoDATA MOTORRAD GRAND PRIX VON ÖSTERREICH

Official Starting Grid

Moto2™

Race : 23 laps = 100.004 km

9

25
1'35.554
52 Jeremy ALCOBA
Kalex

26
1'35.675
67 Alberto SURRA
Forward

27
1'35.919
5 Kohta NOZANE
Kalex

10

28
1'36.125
73 Mattia RATO
Kalex

The results are provisional until the end of the limit for protest and appeals and until the ratification of the Event Management Committee.

Time limit for protest expires 60' at the latest after publication of the results - Time:

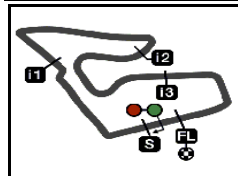
These data/results cannot be reproduced, stored and/or transmitted in whole or in part by any manner of electronic, mechanical, photocopying, recording, broadcasting or otherwise now known or herein after developed without the previous express consent by the copyright owner, except for reproduction in daily press and regular printed publications on sale to the public within 60 days of the event related to those data/results and always provided that copyright symbol appears together as follows below.

© DORNA, 2023

Official MotoGP Timing by **TISSOT**
www.motogp.com

Spielberg, Sunday, August 20, 2023





4348 m.

CryptoDATA MOTORRAD GRAND PRIX VON ÖSTERREICH

Race

Top Speed & Average



Rider	Nation	Motorcycle	Top 5 speeds					Average	Top
28 Izan GUEVARA	SPA	KALEX	262.7	259.9	259.9	258.9	258.0	259.0	262.7
13 Celestino VIETTI	ITA	KALEX	260.8	260.8	259.9	259.9	259.9	260.2	260.8
11 Sergio GARCIA	SPA	KALEX	259.9	258.0	258.0	258.0	257.1	258.0	259.9
35 Somkiat CHANTRA	THA	KALEX	259.9	259.9	259.9	259.9	258.9	259.3	259.9
96 Jake DIXON	GBR	KALEX	259.9	259.9	258.9	258.9	258.0	258.7	259.9
54 Fermín ALDEGUER	SPA	BOSCOSCURO	258.9	258.0	258.0	258.0	258.0	258.1	258.9
72 Borja GOMEZ	SPA	KALEX	258.9	257.1	257.1	257.1	257.1	257.5	258.9
75 Albert ARENAS	SPA	KALEX	258.9	258.0	258.0	257.1	256.2	257.2	258.9
15 Darryn BINDER	RSA	KALEX	258.0	145.7				201.9	258.0
21 Alonso LOPEZ	SPA	BOSCOSCURO	258.0	256.2	256.2	256.2	255.3	255.8	258.0
24 Marcos RAMIREZ	SPA	KALEX	258.0	257.1	256.2	256.2	255.3	255.9	258.0
37 Pedro ACOSTA	SPA	KALEX	258.0	258.0	257.1	257.1	257.1	257.4	258.0
52 Jeremy ALCOBA	SPA	KALEX	258.0	257.1	256.2	256.2	256.2	256.7	258.0
71 Dennis FOGGIA	ITA	KALEX	258.0	258.0	258.0	258.0	258.0	258.0	258.0
3 Lukas TULOVIC	GER	KALEX	257.1	255.3	255.3	255.3	255.3	255.5	257.1
14 Tony ARBOLINO	ITA	KALEX	257.1	257.1	256.2	256.2	256.2	256.4	257.1
18 Manuel GONZALEZ	SPA	KALEX	257.1	257.1	256.2	256.2	256.2	256.6	257.1
67 Alberto SURRA	ITA	FORWARD	257.1	256.2	256.2	255.3	255.3	255.8	257.1
73 Mattia RATO	ITA	KALEX	257.1	255.3	255.3	254.4	254.4	255.3	257.1
79 Ai OGURA	JPN	KALEX	257.1	256.2	255.3	255.3	255.3	255.7	257.1
12 Filip SALAC	CZE	KALEX	256.2	256.2	256.2	255.3	255.3	255.5	256.2
22 Sam LOWES	GBR	KALEX	256.2	142.5				199.4	256.2
33 Rory SKINNER	GBR	KALEX	256.2	255.3	255.3	254.4	254.4	254.9	256.2
40 Aron CANET	SPA	KALEX	255.3	255.3	255.3	254.4	253.5	254.2	255.3
64 Bo BENDSNEYDER	NED	KALEX	255.3	254.4	254.4	253.5	253.5	253.9	255.3
84 Zonta VD GOORBERGH	NED	KALEX	255.3	254.4	254.4	253.5	253.5	253.9	255.3
5 Kohta NOZANE	JPN	KALEX	254.4	253.5	253.5	253.5	252.6	252.9	254.4
16 Joe ROBERTS	USA	KALEX	254.4	253.5	253.5	252.6	252.6	253.1	254.4

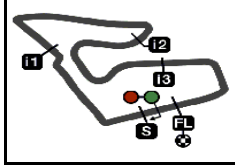
These data/results cannot be reproduced, stored and/or transmitted in whole or in part by any manner of electronic, mechanical, photocopying, recording, broadcasting or otherwise now known or herein after developed without the previous express consent by the copyright owner, except for reproduction in daily press and regular printed publications on sale to the public within 60 days of the event related to those data/results and always provided that copyright symbol appears together as follows below.

© DORNA, 2023

Official MotoGP Timing by TISSOT
www.motogp.com



Spielberg, Sunday, August 20, 2023




4348 m.

CryptoDATA MOTORRAD GRAND PRIX VON ÖSTERREICH

Race

Fastest Laps Sequence

Lap	Race Time	 Rider	Nation	Motorcycle	Time	Km/h	Riders's Lap
2	3'13.126	37 Pedro ACOSTA	SPA	KALEX	1'34.538	165.5	2
3	4'47.579	37 Pedro ACOSTA	SPA	KALEX	1'34.453	165.7	3

These data/results cannot be reproduced, stored and/or transmitted in whole or in part by any manner of electronic, mechanical, photocopying, recording, broadcasting or otherwise now known or herein after developed without the previous express consent by the copyright owner, except for reproduction in daily press and regular printed publications on sale to the public within 60 days of the event related to those data/results and always provided that copyright symbol appears together as follows below.

© DORNA, 2023

Official MotoGP Timing by TISSOT
www.motogp.com

Spielberg, Sunday, August 20, 2023

