

CryptoDATA MOTORRAD GRAND PRIX VON ÖSTERREICH

Practice Nr. 1

Classification

3



4348 m.

		Rider	Nation	Team	Motorcycle	Time	Lap Total	Gap	Top Speed
1	96	Daniel HOLTADO	SPA	Red Bull KTM Tech3	KTM	1'41.899	12 14		219.5
2	5	Jaume MASIA	SPA	Leopard Racing	HONDA	1'41.935	15 16	0.036 0.036	218.1
3	48	Ivan ORTOLÁ	SPA	Angeluss MTA Team	KTM	1'42.102	14 15	0.203 0.167	222.2
4	99	José Antonio RUEDA	SPA	Red Bull KTM Ajo	KTM	1'42.257	16 16	0.358 0.155	220.1
5	10	Diogo MOREIRA	BRA	MT Helmets - MSI	KTM	1'42.275	13 15	0.376 0.018	220.8
6	71	Ayumu SASAKI	JPN	Liqui Moly Husqvarna Intact GP	HUSQVARNA	1'42.278	13 14	0.379 0.003	216.2
7	80	David ALONSO	COL	GASGAS Aspar Team	GASGAS	1'42.381	17 17	0.482 0.103	214.9
8	6	Ryusei YAMANAKA	JPN	GASGAS Aspar Team	GASGAS	1'42.543	13 15	0.644 0.162	217.5
9	55	Romano FENATI	ITA	Rivacold Snipers Team	HONDA	1'42.564	14 18	0.665 0.021	216.8
10	19	Scott OGDEN	GBR	VisionTrack Racing Team	HONDA	1'42.585	15 16	0.686 0.021	217.5
11	18	Matteo BERTELLE	ITA	Rivacold Snipers Team	HONDA	1'42.707	14 17	0.808 0.122	216.8
12	54	Riccardo ROSSI	ITA	SIC58 Squadra Corse	HONDA	1'42.848	10 13	0.949 0.141	215.5
13	38	David SALVADOR	SPA	CIP Green Power	KTM	1'42.933	13 15	1.034 0.085	216.8
14	53	Deniz ÖNCÜ	TUR	Red Bull KTM Ajo	KTM	1'43.000	15 16	1.101 0.067	214.9
15	44	David MUÑOZ	SPA	BOE Motorsports	KTM	1'43.075	9 14	1.176 0.075	216.8
16	70	Joshua WHATLEY	GBR	VisionTrack Racing Team	HONDA	1'43.075	16 16	1.176	216.2
17	95	Collin VEIJER	NED	Liqui Moly Husqvarna Intact GP	HUSQVARNA	1'43.102	15 17	1.203 0.027	214.9
18	7	Filippo FARIOLI	ITA	Red Bull KTM Tech3	KTM	1'43.219	15 16	1.320 0.117	216.8
19	27	Kaito TOBA	JPN	SIC58 Squadra Corse	HONDA	1'43.233	11 12	1.334 0.014	215.5
20	63	Syarifuddin AZMAN	MAL	MT Helmets - MSI	KTM	1'43.364	13 14	1.465 0.131	217.5
21	24	Tatsuki SUZUKI	JPN	Leopard Racing	HONDA	1'43.455	15 16	1.556 0.091	216.2
22	72	Taiyo FURUSATO	JPN	Honda Team Asia	HONDA	1'43.464	15 15	1.565 0.009	218.8
23	82	Stefano NEPA	ITA	Angeluss MTA Team	KTM	1'43.548	13 14	1.649 0.084	213.0
24	43	Xavier ARTIGAS	SPA	CFMOTO Racing PruestelGP	CFMOTO	1'43.628	7 14	1.729 0.080	215.5
25	64	Mario AJI	INA	Honda Team Asia	HONDA	1'43.848	15 15	1.949 0.220	214.2
26	12	Noah DETTWILER	SWI	CFMOTO Racing PruestelGP	CFMOTO	1'43.914	12 16	2.015 0.066	215.5
27	66	Joel KELSO	AUS	CFMOTO Racing PruestelGP	CFMOTO	1'43.952	6 13	2.053 0.038	213.6
28	20	Lorenzo FELLON	FRA	CIP Green Power	KTM	1'44.087	13 16	2.188 0.135	216.2
29	33	Tatchakorn BUASRI	THA	Honda Team Asia	HONDA	1'44.196	16 16	2.297 0.109	214.9
30	22	Ana CARRASCO	SPA	BOE Motorsports	KTM	1'44.489	15 15	2.590 0.293	214.9

Practice condition: **Dry**Air: **21°**Humidity: **75%**Ground: **23°**

Fastest Lap:	Lap: 12	Daniel HOLTADO	1'41.899	153.6 Km/h
Best Race Lap:	2022	David MUÑOZ	1'40.910	155.1 Km/h
All Time Lap Record:	2022	David MUÑOZ	1'40.910	155.1 Km/h

The results are provisional until the end of the limit for protest and appeals.

Time limit for protest expires 30' after publication of the results - Time:

These data/results cannot be reproduced, stored and/or transmitted in whole or in part by any manner of electronic, mechanical, photocopying, recording, broadcasting or otherwise now known or herein after developed without the previous express consent by the copyright owner, except for reproduction in daily press and regular printed publications on sale to the public within 60 days of the event related to those data/results and always provided that copyright symbol appears together as follows below.

© DORNA, 2023

Official MotoGP Timing by TISSOT
www.motogp.com

Spielberg, Friday, August 18, 2023

moto3™



CryptoDATA MOTORRAD GRAND PRIX VON ÖSTERREICH

Practice Nr. 1

Top Speed & Average

4



Rider	Nation	Motorcycle	Top 5 speeds					Average	Top
48 Ivan ORTOLÁ	SPA	KTM	222.2	215.5	215.5	214.9	214.2	216.1	222.2
10 Diogo MOREIRA	BRA	KTM	220.8	218.8	217.5	216.8	216.8	218.1	220.8
99 José Antonio RUEDA	SPA	KTM	220.1	218.8	218.1	217.5	217.5	218.4	220.1
96 Daniel HOLGADO	SPA	KTM	219.5	217.5	216.8	216.2	216.2	217.2	219.5
72 Taiyo FURUSATO	JPN	HONDA	218.8	218.8	217.5	217.5	216.2	217.8	218.8
5 Jaime MASIA	SPA	HONDA	218.1	217.5	217.5	216.8	216.2	217.1	218.1
6 Ryusei YAMANAKA	JPN	GASGAS	217.5	215.5	214.9	214.9	214.9	215.5	217.5
19 Scott OGDEN	GBR	HONDA	217.5	215.5	215.5	215.5	215.5	215.9	217.5
63 Syarifuddin AZMAN	MAL	KTM	217.5	216.8	216.2	215.5	214.2	215.7	217.5
7 Filippo FARIOLI	ITA	KTM	216.8	214.9	214.2	214.2	213.6	214.7	216.8
18 Matteo BERTELLE	ITA	HONDA	216.8	214.9	214.9	214.2	213.6	214.9	216.8
38 David SALVADOR	SPA	KTM	216.8	216.8	215.5	214.2	214.2	215.0	216.8
44 David MUÑOZ	SPA	KTM	216.8	215.5	215.5	215.5	214.2	215.5	216.8
55 Romano FENATI	ITA	HONDA	216.8	216.8	216.2	215.5	215.5	216.2	216.8
20 Lorenzo FELLON	FRA	KTM	216.2	215.5	214.9	214.2	214.2	215.0	216.2
24 Tatsuki SUZUKI	JPN	HONDA	216.2	214.9	214.9	214.9	214.2	214.7	216.2
70 Joshua WHATLEY	GBR	HONDA	216.2	214.9	214.2	214.2	214.2	214.7	216.2
71 Ayumu SASAKI	JPN	HUSQVARNA	216.2	216.2	215.5	215.5	215.5	215.7	216.2
12 Noah DETTWILER	SWI	CFMOTO	215.5	215.5	215.5	214.2	212.3	214.6	215.5
27 Kaito TOBA	JPN	HONDA	215.5	215.5	213.6	213.6	213.6	214.1	215.5
43 Xavier ARTIGAS	SPA	CFMOTO	215.5	214.9	214.2	213.6	211.7	214.0	215.5
54 Riccardo ROSSI	ITA	HONDA	215.5	214.9	214.2	214.2	214.2	214.5	215.5
22 Ana CARRASCO	SPA	KTM	214.9	214.9	214.9	214.2	213.6	214.4	214.9
33 Tatchakorn BUASRI	THA	HONDA	214.9	213.6	213.0	212.3	211.7	213.1	214.9
53 Deniz ÖNCÜ	TUR	KTM	214.9	214.2	213.6	213.6	213.6	214.0	214.9
80 David ALONSO	COL	GASGAS	214.9	214.9	214.9	214.9	213.6	214.5	214.9
95 Collin VEIJER	NED	HUSQVARNA	214.9	214.2	214.2	214.2	213.6	214.0	214.9
64 Mario AJI	INA	HONDA	214.2	213.6	213.0	212.3	212.3	213.1	214.2
66 Joel KELSO	AUS	CFMOTO	213.6	213.6	213.6	213.6	213.0	213.5	213.6
82 Stefano NEPA	ITA	KTM	213.0	212.3	212.3	211.7	211.7	212.0	213.0

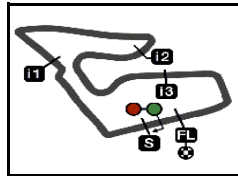
These data/results cannot be reproduced, stored and/or transmitted in whole or in part by any manner of electronic, mechanical, photocopying, recording, broadcasting or otherwise now known or herein after developed without the previous express consent by the copyright owner, except for reproduction in daily press and regular printed publications on sale to the public within 60 days of the event related to those data/results and always provided that copyright symbol appears together as follows below.

© DORNA, 2023

Official MotoGP Timing by TISSOT
www.motogp.com



Spielberg, Friday, August 18, 2023



4348 m.

CryptoDATA MOTORRAD GRAND PRIX VON ÖSTERREICH

Practice Nr. 1

Chronological Analysis of Performances

5

* Lap / Sector time cancelled

T1 Time from finish line to 1st intermediate

T3 Time from 2nd intermed. to 3rd intermed.

P Crossing the finish line in pit lane

T2 Time from 1st intermed. to 2nd intermed.

T4 Time from 3rd intermediate to finish line

Lap	Lap Time	T1	T2	T3	T4	Speed	Lap	Lap Time	T1	T2	T3	T4	Speed	
1st	96	Daniel HOLGADO				Red Bull KTM Tech3	SPA	9	7'07.872	20.214	30.084	27.112	18.938	
		Runs=2	Total laps=14	Full laps=11	Valid laps=8		10	1'43.908	28.903	29.511	26.793	18.701	211.1	
1	2'30.280	21.946	30.947	27.056	19.081		11	1'48.323 P	28.854	29.506	26.647	23.316	212.3	
2	1'45.270	29.398	30.231	26.767	18.874	214.9	12	4'54.068	19.878	31.612	26.384	18.656		
3	1'44.080	29.000	29.621	26.623	18.836	214.9	13	1'42.273	28.525	29.053	26.221	18.474	215.5	
4	1'43.662	28.917	29.432	26.550	18.763	214.2	14	1'42.102	28.372	28.940	26.369	18.421	215.5	
5	1'44.807	28.882	30.221	26.647	19.057	214.9	15	1'43.142 *	29.082	29.247	26.368	18.445*	222.2	
6	1'42.918	28.710	29.201	26.293	18.714	216.2								
7	1'42.848	28.653	29.160	26.398	18.637	214.9	4th	99	José Antonio RUED				Red Bull KTM Ajo	SPA
8	1'53.948 P	30.032	30.013	27.451	26.452	215.5			Runs=2	Total laps=16	Full laps=13	Valid laps=11		
9	11'49.430	18.898	32.513	27.584	19.101		1	2'41.072	21.939	31.261	27.535	19.519		
10	1'45.262	28.752	29.503	27.974	19.033	216.2	2	1'45.650	29.426	30.122	27.181	18.921	213.0	
11	1'42.369	28.461	29.099	26.292	18.517	217.5	3	1'44.570	29.037	29.702	26.817	19.014	217.5	
12	1'41.899	28.438	28.918	26.068	18.475	216.8	4	1'44.335	29.238	29.653	26.612	18.832	214.2	
13	1'42.215	28.375	28.992	26.284	18.564	219.5	5	1'43.265	28.729	29.284	26.520	18.732	217.5	
14	1'43.690	28.512	29.542	26.397	19.239	215.5	6	1'43.231	28.839	29.242	26.391	18.759	218.8	
							7	1'42.888	28.747	29.138	26.460	18.543	218.1	
2nd	5	Jaume MASIA				Leopard Racing	SPA	8	1'43.679	28.937	29.370	26.595	18.777	220.1
		Runs=2	Total laps=16	Full laps=13	Valid laps=11		9	1'43.311	28.797	29.238	26.529	18.747	215.5	
1	2'42.178	20.731	30.122	27.340	18.992		10	1'50.571 P	29.085	29.770	26.849	24.867	213.6	
2	1'44.436	29.103	29.773	26.793	18.767	213.0	11	8'04.443	24.154	29.813	26.614	18.897		
3	1'43.806	28.951	29.463	26.702	18.690	213.0	12	1'43.579	28.898	29.479	26.448	18.754	211.7	
4	1'46.431 *	28.896	31.603	27.174	18.758*	213.0	13	1'43.161 *	28.766	29.239	26.466	18.690*	212.3	
5	1'43.866	28.789	29.392	27.070	18.615	213.6	14	1'42.860	28.623	29.223	26.424	18.590	212.3	
6	1'43.162	28.690	29.312	26.596	18.564	215.5	15	1'53.005	31.360	34.015	28.336	19.294	212.3	
7	1'42.813	28.761	29.278	26.335	18.439	214.9	16	1'42.257	28.494	29.140	26.197	18.426	215.5	
8	1'43.760	29.247	29.423	26.616	18.474	216.2								
9	1'42.709 *	28.580	29.166	26.510*	18.453	218.1	5th	10	Diogo MOREIRA				MT Helmets - MSI	BRA
10	1'58.904 P	34.747	31.082	28.111	24.964	214.2			Runs=2	Total laps=15	Full laps=12	Valid laps=9		
11	8'04.510	20.216	33.292	27.934	18.941		1	2'43.950	19.987	29.921	27.212	19.032		
12	1'46.291	28.671	31.265	27.264	19.091	213.6	2	1'44.094	28.922	29.530	26.996	18.646	214.2	
13	1'42.133	28.501	29.019	26.213	18.400	216.8	3	1'43.507 *	28.79*	29.319	26.714	18.675	216.2	
14	1'42.145	28.582	29.046	26.142	18.375	217.5	4	1'43.743 *	28.772	29.565	26.626*	18.780*	220.8	
15	1'41.935	28.423	28.927	26.239	18.346	216.2	5	1'43.530	28.712	29.328	26.755	18.735	214.9	
16	1'42.574	28.524	29.140	26.378	18.532	217.5	6	1'43.132	28.723	29.162	26.612	18.635	216.8	
							7	1'42.867	28.686	29.181	26.486	18.514	216.8	
3rd	48	Ivan ORTOLÁ				Angeluss MTA Team	SPA	8	1'43.101	28.540	29.078	26.734	18.749	218.8
		Runs=3	Total laps=15	Full laps=10	Valid laps=8		9	1'42.813	28.505	28.976	26.655	18.677	214.9	
1	2'10.672	20.467	30.744	27.463	19.241		10	1'49.466 P	29.035	29.643	27.113	23.675	213.6	
2	1'44.947	29.301	29.708	26.980	18.958	211.1	11	10'01.700	19.025	29.128	26.997	18.951		
3	1'44.281	28.959	29.573	26.947	18.802	212.3	12	1'42.410	28.481	28.945	26.429	18.555	215.5	
4	1'44.199	28.981	29.473	26.926	18.819	211.1	13	1'42.275	28.316	28.884	26.522	18.553	214.2	
5	1'43.987	28.895	29.412	26.802	18.878	213.0	14	1'44.677	28.323	29.265	27.498	19.591	215.5	
6	1'46.711 *	28.930	32.225	26.839	18.717*	214.2	15	1'42.683 *	28.813	28.973	26.277	18.620*	217.5	
7	1'43.837	28.765	29.357	26.883	18.832	214.2								
8	1'53.171 P	30.113	30.418	28.408	24.232	214.9								

Fastest Lap: Daniel HOLGADO Red Bull KTM Tech3 SPA **1'41.899** 28.438 28.918 26.068 18.475

These data/results cannot be reproduced, stored and/or transmitted in whole or in part by any manner of electronic, mechanical, photocopying, recording, broadcasting or otherwise now known or herein after developed without the previous express consent by the copyright owner, except for reproduction in daily press and regular printed publications on sale to the public within 60 days of the event related to those data/results and always provided that copyright symbol appears together as follows below.
© DORNA, 2023

Practice Nr. 1

Moto3

Lap	Lap Time	T1	T2	T3	T4	Speed	Lap	Lap Time	T1	T2	T3	T4	Speed		
6th	71	Ayumu SASAKI				Liqui Moly Husqvarna JPN			9th	55	Romano FENATI				Rivacold Snipers Tea ITA
		Runs=2	Total laps=14	Full laps=11	Valid laps=7				Runs=2	Total laps=18	Full laps=15	Valid laps=14			
1	4'05.974	20.531	30.195	27.142	18.990		1	2'32.537	23.200	31.112	27.415	19.057			
2	1'44.686	29.060	29.715	27.063	18.848	213.6	2	1'45.122	29.618	29.778	26.956	18.770	215.5		
3	1'44.060	29.070	29.406	26.746	18.838	213.6	3	1'44.021	29.323	29.381	26.647	18.670	213.0		
4	1'43.316	28.818	29.192	26.689	18.617	214.2	4	1'44.007	29.267	29.316	26.835	18.589	215.5		
5	1'43.574	28.803	29.363	26.703	18.705	215.5	5	1'55.095	29.699	38.077	28.543	18.776	211.7		
6	1'43.133	28.726	29.216	26.558	18.633	215.5	6	1'43.350	28.986	29.264	26.583	18.517	216.8		
7	1'43.283	28.710	29.212	26.606	18.755	216.2	7	1'42.993	28.793	29.158	26.507	18.535	216.8		
8	1'54.162 P	29.917	30.204	28.155	25.886	213.6	8	1'43.373	28.800	29.653	26.515	18.405	214.9		
9	11'09.862	20.893	29.689	26.774	18.736		9	1'43.003	28.808	29.250	26.456	18.489	216.2		
10	1'42.832	28.579	29.122	26.473	18.658	214.2	10	1'43.350	28.876	29.287	26.469	18.718	214.9		
11	1'42.784	28.617	29.090	26.469	18.608	214.2	11	1'55.718 P	29.844	31.926	27.701	26.247	209.9		
12	1'43.274	28.631	29.543	26.459	18.641	215.5	12	4'57.518	23.205	29.886	26.695	18.519			
13	1'42.278	28.478	29.018	26.269	18.513	215.5	13	1'42.678 *	28.82*	29.129	26.390	18.336	212.3		
14	1'42.501	28.462	29.066	26.271	18.702	216.2	14	1'42.564	28.780	28.933	26.370	18.481	211.7		
							15	1'42.760	28.663	29.234	26.375	18.488	211.1		
7th	80	David ALONSO				GASGAS Aspar Tea COL			10th	19	Scott OGDEN				VisionTrack Racing T GBR
		Runs=2	Total laps=17	Full laps=14	Valid laps=10				Runs=2	Total laps=16	Full laps=13	Valid laps=12			
1	2'06.194	21.170	31.101	27.885	19.476		1	2'33.029	24.087	31.072	28.259	19.455			
2	1'45.854	29.974	29.941	27.051	18.888	210.5	2	1'45.890	29.684	30.085	27.154	18.967	214.2		
3	1'44.002	29.083	29.490	26.792	18.637	214.9	3	1'45.134	29.428	29.959	26.956	18.791	213.0		
4	1'43.628	28.984	29.265	26.822	18.557	213.6	4	1'44.486	29.199	29.621	26.881	18.785	215.5		
5	1'47.164	28.839	31.968	27.596	18.761	213.0	5	1'46.691	29.205	29.953	28.798	18.735	214.9		
6	1'43.042	28.652	29.277	26.551	18.562	214.9	6	1'44.302	29.101	29.730	26.810	18.661	214.2		
7	1'44.720	28.713	29.398	26.642	19.967	213.0	7	1'44.119	29.119	29.533	26.822	18.645	215.5		
8	1'45.559	30.759	29.344	26.791	18.665	207.4	8	1'49.693	29.045	31.122	30.766	18.760	213.0		
9	1'43.326	28.682	29.351	26.671	18.622	213.6	9	1'43.944	28.964	29.608	26.769	18.603	213.6		
10	1'43.408	28.878	29.273	26.670	18.587	213.0	10	1'53.843 P	29.10*	29.951	27.845	26.938	213.6		
11	1'43.005	28.712	29.142	26.553	18.598	212.3	11	6'39.231	23.374	29.818	26.677	18.549			
12	1'42.850	28.660	29.056	26.541	18.593	212.3	12	1'42.957	28.823	29.198	26.396	18.540	214.2		
13	1'48.989 P	28.743	29.378	26.821	24.047	212.3	13	1'42.749	28.767	29.307	26.320	18.355	213.0		
14	6'53.579	22.509	29.870	26.675	18.492		14	1'42.764	28.788	29.199	26.444	18.333	217.5		
15	1'42.340	28.423	28.963	26.446	18.508	214.9	15	1'42.585	28.653	29.125	26.357	18.450	215.5		
16	1'42.172	28.373	28.918	26.396	18.485	214.9	16	1'55.198 *	30.95*	30.739	32.496	21.006	215.5		
17	1'42.381 *	28.477	28.935	26.458	18.511*	213.0		unfinished	28.701	29.302	26.441		214.9		
8th	6	Ryusei YAMANAKA				GASGAS Aspar Tea JPN			11th	18	Matteo BERTELLE				Rivacold Snipers Tea ITA
		Runs=2	Total laps=15	Full laps=12	Valid laps=9				Runs=2	Total laps=17	Full laps=14	Valid laps=9			
1	2'07.467	20.374	30.091	27.074	19.193		1	2'33.999	21.897	31.418	27.774	19.377			
2	1'44.243 *	29.097	29.273	26.965*	18.908	211.7	2	1'46.132	29.829	30.142	27.257	18.904	213.6		
3	1'44.011 *	29.024	29.317	26.868*	18.802	211.1	3	1'45.491 *	29.452	29.991	27.101	18.947*	212.3		
4	1'43.968	28.983	29.440	26.773	18.772	212.3	4	1'44.682 *	29.363	29.704	26.813	18.802*	211.7		
5	1'46.804	29.080	30.117	28.463	19.144	210.5	5	1'44.650	29.254	29.656	26.933	18.807	209.9		
6	1'43.699	28.957	29.355	26.708	18.679	211.7	6	1'44.363 *	29.234	29.511	26.813	18.805*	210.5		
7	1'44.530 *	28.717	29.173	26.596	20.044*	214.9	7	1'44.076	29.119	29.488	26.770	18.699	209.9		
8	1'51.647 P	29.485	29.856	27.446	24.860	210.5	8	1'48.462	31.833	31.281	26.616	18.732	211.1		
9	10'42.361	21.012	31.537	26.654	18.694		9	1'44.619	29.115	29.491	27.125	18.888	214.9		
10	1'43.435	28.940	29.226	26.569	18.700	211.7	10	1'50.229 P	29.144	29.668	27.321	24.096	216.8		
11	1'43.397	28.818	29.197	26.608	18.774	213.0	11	6'42.677	22.329	31.675	26.794	18.701			
12	1'44.075	28.932	29.494	26.716	18.933	215.5	12	1'43.372 *	28.920	29.312	26.557	18.583*	213.0		
13	1'42.543	28.534	29.048	26.333	18.628	214.9	13	1'43.195	28.977	29.307	26.437	18.474	212.3		
14	1'53.977	28.849	33.246	29.477	22.405	214.9									
15	1'42.650	28.780	29.099	26.231	18.540	217.5									

Fastest Lap: Daniel HOLTADO Red Bull KTM Tech3 SPA 1'41.899 28.438 28.918 26.068 18.475

These data/results cannot be reproduced, stored and/or transmitted in whole or in part by any manner of electronic, mechanical, photocopying, recording, broadcasting or otherwise now known or herein after developed without the previous express consent by the copyright owner, except for reproduction in daily press and regular printed publications on sale to the public within 60 days of the event related to those data/results and always provided that copyright symbol appears together as follows below.
© DORNA, 2023

Official MotoGP Timing by TISSOT
www.motogp.com

Spielberg, Friday, August 18, 2023

Page 2 of 6



Practice Nr. 1

Moto3

Lap	Lap Time	T1	T2	T3	T4	Speed	Lap	Lap Time	T1	T2	T3	T4	Speed
14	1'42.707	28.676	29.138	26.408	18.485	214.2	15	1'43.000	28.627	29.226	26.400	18.747	214.2
15	1'42.710	28.675	29.189	26.416	18.430	213.0	16	1'43.481 *	28.698	29.223	26.608	18.952 *	213.6
16	1'53.250 *	30.18 *	31.076	31.053	20.934	214.9	15th 44 David MUÑOZ BOE Motorsports SPA						
17	1'43.167	28.842	29.346	26.465	18.514	211.1	Runs=4 Total laps=14 Full laps=7 Valid laps=7						
12th 54 Riccardo ROSSI SIC58 Squadra Corse ITA							1 2'30.776 21.621 30.910 27.546 18.893						
Runs=2 Total laps=13 Full laps=10 Valid laps=10							2 1'45.206 29.147 30.376 26.842 18.841 215.5						
1	2'08.022	21.316	31.407	27.959	19.901		3	1'43.961	29.086	29.531	26.645	18.699	214.2
2	1'45.286	29.523	29.945	26.954	18.864	213.6	4	1'43.502	28.824	29.425	26.652	18.601	215.5
3	1'44.169	29.101	29.406	26.990	18.672	212.3	5	1'43.670	28.979	29.333	26.630	18.728	216.8
4	1'43.619	28.830	29.380	26.763	18.646	214.2	6	1'50.490 P	28.736	29.347	27.297	25.110	213.0
5	1'47.656	28.804	29.541	28.216	21.095	213.0	7	6'15.007	19.679	29.830	26.764	18.712	
6	1'43.351	28.728	29.353	26.767	18.503	214.2	8	1'43.169	28.664	29.216	26.491	18.798	213.6
7	1'43.067	28.669	29.272	26.635	18.491	213.6	9	1'43.075	28.623	29.186	26.539	18.727	213.0
8	1'47.045	29.351	30.430	27.672	19.592	215.5	10	1'43.213	28.672	29.082	26.725	18.734	213.0
9	1'43.165	28.722	29.219	26.689	18.535	214.2	11	1'50.800 P	29.825	29.752	27.155	24.068	208.6
10	1'42.848	28.689	29.103	26.567	18.489	214.2	12	5'33.880	21.890	36.500	30.870	23.525	
11	1'55.144 P	29.37 *	31.209	28.905	25.656	214.9	13	1'50.122 P	28.873	29.409	28.467	23.373	215.5
12	7'22.750 *	19.120	30.032	27.073	18.708 *		14	3'07.693	21.229	29.900	31.352	19.207	
13	1'43.439	28.893	29.377	26.634	18.535	211.7	16th 70 Joshua WHATLEY VisionTrack Racing T GBR						
unfinished	28.629	29.126	213.0	Runs=3 Total laps=16 Full laps=12 Valid laps=23									
13th 38 David SALVADOR CIP Green Power SPA							1 2'31.140 22.060 18.933						
Runs=2 Total laps=15 Full laps=12 Valid laps=8							1 2'31.140 22.060 18.933						
1	2'38.419	20.632	31.269	27.540	19.359		2	1'45.689	29.612	30.237	27.037	18.803	213.6
2	1'46.191	29.866	30.121	27.157	19.047	210.5	2	1'45.689	29.612	30.237	27.037	18.803	213.6
3	1'46.825 *	30.591	30.414	26.903 *	18.917	210.5	3	1'44.747	29.316	29.696	26.875	18.860	214.2
4	1'44.291	29.227	29.753	26.593	18.718	214.2	3	1'44.747	29.316	29.696	26.875	18.860	214.2
5	1'44.371	28.871	29.959	26.705	18.836	216.8	4	1'49.491	33.874				212.3
6	1'44.139 *	28.834	29.738	26.696	18.871 *	213.0	4	1'49.491	33.874				212.3
7	1'43.640	28.885	29.533	26.441	18.781	216.8	5	1'44.479	29.260	29.634	26.935	18.650	
8	1'44.397	28.820	29.933	26.564	19.080	214.2	5	1'44.479	29.260	29.634	26.935	18.650	
9	1'44.081	28.787	29.545	26.756	18.993	214.2	6	1'44.136	28.917	29.803	26.672	18.744	214.2
10	1'53.636 P	28.98 *	31.316	27.400	25.938	215.5	6	1'44.136	28.917	29.803	26.672	18.744	214.2
11	10'07.759 *	23.821	32.304	26.771	18.721 *		7	1'44.249	29.025	29.885	26.699	18.640	216.2
12	1'42.708 *	28.07 *	29.517	26.517 *	18.603 *	214.2	7	1'44.249	29.025	29.885	26.699	18.640	216.2
13	1'42.933	28.566	29.399	26.383	18.585	212.3	8	1'44.073					213.6
14	1'52.048 *	28.40 *	30.600	31.061 *	21.981	213.0	8	1'44.073					213.6
15	1'43.099	28.634	29.388	26.267	18.810	214.2	9	1'44.108					214.2
14th 53 Deniz ÖNCÜ Red Bull KTM Ajo TUR							9 1'44.108 214.2						
Runs=2 Total laps=16 Full laps=13 Valid laps=8							unfinished						
unfinished							unfinished						
1	3'36.695	20.480	30.107	27.132	19.340		10	1'51.334 P	23.632	32.199	28.380	27.123	
2	1'45.235	29.560	29.711	27.036	18.928	212.3	10	1'51.334 P	23.632	32.199	28.380	27.123	
3	1'44.570 *	29.077	29.527	26.951	19.015 *	212.3	11	2'23.406	1'07.654	30.256	26.767	18.729	
4	1'44.824	29.164	29.788	27.009	18.863	212.3	11	2'23.406	1'07.654	30.256	26.767	18.729	
5	1'44.229	29.089	29.586	26.745	18.809	213.0	12	1'43.960	28.890	29.479	26.814	18.777	214.9
6	1'43.770	28.928	29.413	26.691	18.738	213.6	13	1'44.325 *	29.473			18.632 *	209.9
7	1'44.152 *	28.93 *	29.326	26.866	19.025 *	213.0	14	1'43.221	28.846	29.194	26.617	18.564	212.3
8	1'43.889	28.986	29.449	26.685	18.769	213.0	15	1'43.200			26.572	18.628	211.7
9	1'43.637 *	28.894	29.322	26.582	18.839 *	213.0	16	1'43.075	28.688	29.267			211.7
10	1'50.728 P	28.931	29.664	27.426	24.707	211.7	17th 95 Collin VEIJER Liqui Moly Husqvarna NED						
11	7'21.455 *	20.000	30.073	26.761	18.939 *		Runs=2 Total laps=17 Full laps=14 Valid laps=11						
12	1'43.143	28.831	29.244	26.402	18.666	213.0	1 3'10.946 22.613 31.836 28.261 19.749						
13	1'43.295 *	28.774	29.180	26.575	18.766 *	214.9	2 1'46.751 30.081 30.248 27.293 19.129 210.5						
14	1'46.741	28.796	29.275	28.092	20.578	213.6							

Fastest Lap: Daniel HOLTADO Red Bull KTM Tech3 SPA 1'41.899 28.438 28.918 26.068 18.475

These data/results cannot be reproduced, stored and/or transmitted in whole or in part by any manner of electronic, mechanical, photocopying, recording, broadcasting or otherwise now known or herein after developed without the previous express consent by the copyright owner, except for reproduction in daily press and regular printed publications on sale to the public within 60 days of the event related to those data/results and always provided that copyright symbol appears together as follows below.
© DORNA, 2023

Official MotoGP Timing by TISSOT
www.motogp.com

Spielberg, Friday, August 18, 2023

Page 3 of 6



Practice Nr. 1

Moto3

Lap	Lap Time		T1	T2	T3	T4	Speed	Lap	Lap Time	T1	T2	T3	T4	Speed	
7	1'50.271	P	29.198	30.506	27.495	23.072	212.3	11	9'16.375	21.340	29.755	26.981	19.150		
8	9'04.463		21.367	30.169	27.230	19.007		12	1'43.914	29.067	29.253	26.697	18.897	215.5	
9	1'44.344		29.071	29.588	26.864	18.821	210.5	13	1'45.586	*	29.167	29.171	28.425*	18.823	214.2
10	1'44.106		28.958	29.518	26.832	18.798	210.5	14	1'44.428	*	29.160	29.453*	26.937*	18.878*	211.1
11	1'47.924	P	29.003	29.467	26.901	22.553*	211.7	15	1'44.198		28.900	29.802	26.703	18.793	212.3
12	4'49.060	*	20.021	32.093	30.539	20.217*		16	1'43.857	*	29.054	29.259	26.677	18.867*	215.5
13	1'43.548	*	28.90*	29.302	26.666*	18.676*	213.0								
14	1'43.267		28.827	29.206	26.522	18.712	211.7								

24th 43		Xavier ARTIGAS		CFMOTO Racing Pru SPA			
Runs=2	Total laps=14	Full laps=11	Valid laps=8				
1	2'01.365	20.648	30.797	27.380	19.733		
2	1'46.357	29.761	30.063	27.348	19.185	209.3	
3	1'45.725	29.332	29.947	27.296	19.150	209.9	
4	1'47.654	29.246	32.416	26.905	19.087	210.5	
5	1'44.713	29.112	29.606	26.949	19.046	211.1	
6	1'44.573	28.981	29.505	27.083	19.004	210.5	
7	1'43.628	28.760	29.335	26.735	18.798	214.9	
8	1'54.025	P	29.171	30.178	29.206	25.470	211.1
9	12'52.277	*	21.122	29.512	27.069	19.283*	
10	1'44.438		28.978	29.486	26.953	19.021	209.9
11	1'46.340	*	28.891	29.426	29.008*	19.015	211.7
12	1'44.146	*	29.023	29.437*	26.721	18.965	214.2
13	1'43.706		28.767	29.358	26.744	18.837	215.5
14	1'45.461	*	29.027	30.328	27.102	19.004*	213.6

25th 64		Mario AJI		Honda Team Asia INA			
Runs=2	Total laps=15	Full laps=12	Valid laps=10				
1	2'33.135	22.271	31.200	28.113	19.516		
2	1'46.094	29.750	30.443	26.916	18.985	213.6	
3	1'45.091	29.415	29.843	26.902	18.931	212.3	
4	1'44.604	29.178	29.792	26.814	18.820	212.3	
5	1'44.142	29.040	29.834	26.502	18.766	211.7	
6	1'47.041	30.070	31.216	26.878	18.877	214.2	
7	1'44.719	29.215	29.908	26.748	18.848	211.1	
8	1'44.484	29.319	29.747	26.642	18.776	211.1	
9	1'57.481	P	32.30*	31.347	28.026	25.808	211.7
10	10'09.296		20.645	30.503	26.735	18.829	
11	1'43.978		29.203	29.626	26.464	18.685	211.1
12	1'46.343		29.183	31.404	26.864	18.892	211.1
13	1'45.594	*	29.428	30.125*	27.025	19.016*	207.4
14	1'44.970	*	29.338	29.881	26.883	18.868*	206.8
15	1'43.848		28.864	29.576	26.597	18.811	213.0

26th 12		Noah DETTWILER		CFMOTO Racing Pru SWI			
Runs=2	Total laps=16	Full laps=13	Valid laps=7				
1	2'06.456	20.761	31.894	28.037	19.739		
2	1'47.244	30.100	30.347	27.491	19.306	209.9	
3	1'46.665	*	29.782	30.306	27.302	19.275*	210.5
4	1'45.916		29.593	29.949	27.177	19.197	209.3
5	1'45.848		29.540	29.964	27.265	19.079	208.6
6	1'45.347		29.479	29.657	27.152	19.059	209.3
7	1'45.161	*	29.247	29.606	27.157*	19.151	209.9
8	1'45.127		29.221	29.574	27.245	19.087	215.5
9	1'45.214	*	29.369	29.568	27.117*	19.160*	209.9
10	1'51.712	P	29.561	29.957	27.254	24.940	209.3

27th 66 **Joel KELSO** CFMOTO Racing Pru AUS
Runs=2 Total laps=13 Full laps=10 Valid laps=7

1	2'12.135	20.111	38.250	29.768	19.393		
2	1'45.860	29.547	29.877	27.355	19.081	211.1	
3	1'44.844	29.320	29.557	27.063	18.904	211.7	
4	1'44.174	28.992	29.497	26.790	18.895	211.1	
5	1'47.731	28.824	33.073	27.016	18.818	212.3	
6	1'43.952	28.857	29.545	26.787	18.763	213.0	
7	1'49.490	P	28.933	29.461	26.866	24.230	213.6
8	14'32.504	*	21.090	29.580	27.367	18.956*	
9	1'45.372		28.781	30.622	26.690	19.279	213.6
10	1'43.766	*	28.728	29.353	26.852*	18.833	213.6
11	1'43.659	*	28.731	29.284*	26.722	18.922	211.1
12	1'47.121		28.731	32.964	26.620	18.806	211.7
13	1'43.103	*	28.671	29.307	26.350	18.775*	213.6

28th 20 **Lorenzo FELLON** CIP Green Power FRA
Runs=2 Total laps=16 Full laps=13 Valid laps=6

1	2'29.907	21.853	30.611	27.724	19.391		
2	1'46.670	*	29.971	30.691	27.075	18.933*	209.9
3	1'44.956		29.437	29.671	26.995	18.853	214.2
4	1'45.614	*	29.191	30.332	27.150*	18.941*	213.6
5	1'45.604	*	29.45*	30.020	27.162	18.964	212.3
6	1'45.681	*	29.263	29.733	27.139	19.546*	212.3
7	1'46.297	*	29.61*	31.084	26.770	18.829*	208.0
8	1'44.423		29.159	29.655	26.821	18.788	214.2
9	1'44.641		29.060	29.768	26.976	18.837	214.9
10	1'45.023		29.389	29.730	26.975	18.929	215.5
11	1'54.018	P	29.867	31.029	27.683	25.439	211.1
12	8'25.078		23.277	32.376	26.885	18.904	
13	1'44.087		29.105	29.625	26.625	18.732	216.2
14	1'43.777	*	29.026	29.412	26.560	18.779*	213.6
15	1'50.208	*	28.41*	29.791	28.977	23.022*	213.0
16	1'44.180		29.173	29.480	26.578	18.949	213.0

29th 33 **Tatchakorn BUASRI** Honda Team Asia THA
Runs=2 Total laps=16 Full laps=13 Valid laps=10

1	2'33.487	22.413	30.848	28.781	20.150		
2	1'47.274	*	29.842	30.318	27.368	19.746*	213.0
3	1'45.831		29.538	29.766	27.352	19.175	211.1
4	1'46.127		29.962	29.678	27.443	19.044	211.7
5	1'45.117		29.276	29.512	27.384	18.945	210.5
6	1'44.896		29.200	29.814	27.041	18.841	210.5
7	1'44.603	*	29.107	29.328	27.043	19.125*	212.3
8	1'45.072		29.178	29.588	26.965	19.341	213.6
9	1'53.220	P	29.554	31.319	28.042	24.305	214.9
10	8'28.926	*	20.489	29.914	27.518	19.021*	
11	1'45.159		29.578	29.490	27.128	18.963	207.4
12	1'44.731		29.242	29.465	27.107	18.917	208.6

Fastest Lap: Daniel HOLTADO Red Bull KTM Tech3 SPA 1'41.899 28.438 28.918 26.068 18.475

These data/results cannot be reproduced, stored and/or transmitted in whole or in part by any manner of electronic, mechanical, photocopying, recording, broadcasting or otherwise now known or herein after developed without the previous express consent by the copyright owner, except for reproduction in daily press and regular printed publications on sale to the public within 60 days of the event related to those data/results and always provided that copyright symbol appears together as follows below.
© DORNA, 2023

Practice Nr. 1

Moto3

Lap	Lap Time	T1	T2	T3	T4	Speed	Lap	Lap Time	T1	T2	T3	T4	Speed
13	1'44.784	29.196	29.513	27.005	19.070	208.0							
14	1'44.691 *	29.291	29.448*	27.048	18.904	208.0							
15	1'44.443	29.226	29.447	26.904	18.866	209.9							
16	1'44.196	29.175	29.440	26.758	18.823	211.1							

30th 22 Ana CARRASCO BOE Motorsports SPA
 Runs=2 Total laps=15 Full laps=12 Valid laps=10

1	2'16.118	21.040	31.883	28.013	20.085								
2	1'48.084	30.142	30.635	27.625	19.682	209.9							
3	1'46.854	29.947	30.299	27.421	19.187	211.7							
4	1'45.849	29.529	29.924	27.234	19.162	213.6							
5	1'51.711	29.587	33.039	28.752	20.333	212.3							
6	1'45.294	29.437	29.777	27.096	18.984	214.9							
7	1'52.210	32.629	30.234	30.355	18.992	212.3							
8	1'45.360	29.443	29.679	27.225	19.013	214.9							
9	1'44.792	29.345	29.476	26.976	18.995	214.9							
10	1'51.161 P	29.637	29.836	27.077	24.611	213.6							
11	9'33.427	20.214	30.116	27.180	19.048								
12	1'53.374	29.391	31.968	32.714	19.301	211.1							
13	1'44.908 *	29.252	29.836	26.938*	18.882	212.3							
14	1'51.057 *	29.191	29.588	31.867	20.411*	211.7							
15	1'44.489	29.174	29.622	26.849	18.844	214.2							

Fastest Lap: Daniel HOLGADO Red Bull KTM Tech3 SPA **1'41.899** 28.438 28.918 26.068 18.475

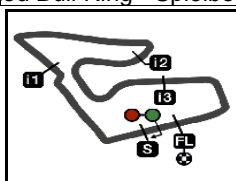
These data/results cannot be reproduced, stored and/or transmitted in whole or in part by any manner of electronic, mechanical, photocopying, recording, broadcasting or otherwise now known or herein after developed without the previous express consent by the copyright owner, except for reproduction in daily press and regular printed publications on sale to the public within 60 days of the event related to those data/results and always provided that copyright symbol appears together as follows below.
 © DORNA, 2023

Official MotoGP Timing by TISSOT
 www.motogp.com

Spielberg, Friday, August 18, 2023

Page 6 of 6





4348 m.

CryptoDATA MOTORRAD GRAND PRIX VON ÖSTERREICH

Practice Nr. 1

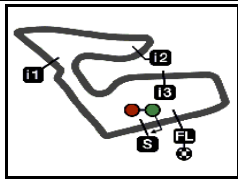
Best Partial Times

Moto3™

IT Ideal Lap Time, sum of the best partial times*BT* Best Lap Time

T1		T2		T3		T4							
Pos	Rider	Time	Rider	Time	Rider	Time	Rider	Time	Pos	Rider	IT	BT	
1	D.MOREIRA	28.316	D.MOREIRA	28.884	D.HOLGADO	26.068	S.OGDEN	18.333	1	D.HOLGADO	1'41.836	1'41.899	(1)
2	I.ORTOLÁ	28.372	D.ALONSO	28.918	J.MASIA	26.142	R.FENATI	18.336	2	J.MASIA	1'41.838	1'41.935	(2)
3	D.ALONSO	28.373	D.HOLGADO	28.918	J.RUEDA	26.197	J.MASIA	18.346	3	I.ORTOLÁ	1'41.954	1'42.102	(3)
4	D.HOLGADO	28.375	J.MASIA	28.927	I.ORTOLÁ	26.221	I.ORTOLÁ	18.421	4	D.MOREIRA	1'41.991	1'42.275	(5)
5	J.MASIA	28.423	R.FENATI	28.933	R.YAMANAKA	26.231	J.RUEDA	18.426	5	D.ALONSO	1'42.179	1'42.381	(7)
6	A.SASAKI	28.462	I.ORTOLÁ	28.940	D.SALVADOR	26.267	M.BERTELLE	18.430	6	R.FENATI	1'42.249	1'42.564	(9)
7	J.RUEDA	28.494	A.SASAKI	29.018	A.SASAKI	26.269	D.HOLGADO	18.475	7	J.RUEDA	1'42.255	1'42.257	(4)
8	R.YAMANAKA	28.534	R.YAMANAKA	29.048	D.MOREIRA	26.277	R.ROSSI	18.489	8	A.SASAKI	1'42.262	1'42.278	(6)
9	D.SALVADOR	28.566	D.MUÑOZ	29.082	S.OGDEN	26.320	D.ALONSO	18.492	9	R.YAMANAKA	1'42.353	1'42.543	(8)
10	R.FENATI	28.610	R.ROSSI	29.103	J.KELSO	26.350	A.SASAKI	18.513	10	S.OGDEN	1'42.431	1'42.585	(10)
11	D.MUÑOZ	28.623	S.OGDEN	29.125	R.FENATI	26.370	D.MOREIRA	18.514	11	M.BERTELLE	1'42.651	1'42.707	(11)
12	D.ÖNCÜ	28.627	M.BERTELLE	29.138	D.ALONSO	26.396	R.YAMANAKA	18.540	12	R.ROSSI	1'42.788	1'42.848	(12)
13	R.ROSSI	28.629	J.RUEDA	29.138	D.ÖNCÜ	26.400	J.WHATLEY	18.564	13	D.MUÑOZ	1'42.797	1'43.075	(15)
14	S.OGDEN	28.653	N.DETTWILER	29.171	K.TOBA	26.404	C.VEIJER	18.574	14	D.SALVADOR	1'42.806	1'42.933	(13)
15	C.VEIJER	28.670	S.AZMAN	29.174	M.BERTELLE	26.408	D.SALVADOR	18.585	15	D.ÖNCÜ	1'42.873	1'43.000	(14)
16	J.KELSO	28.671	D.ÖNCÜ	29.180	T.SUZUKI	26.425	K.TOBA	18.599	16	C.VEIJER	1'42.977	1'43.102	(17)
17	M.BERTELLE	28.675	J.WHATLEY	29.194	F.FARIOLI	26.438	D.MUÑOZ	18.601	17	F.FARIOLI	1'43.009	1'43.219	(18)
18	F.FARIOLI	28.680	S.NEPA	29.206	M.AJI	26.464	T.SUZUKI	18.613	18	J.WHATLEY	1'43.018	1'43.075	(16)
19	J.WHATLEY	28.688	F.FARIOLI	29.250	T.FURUSATO	26.474	F.FARIOLI	18.641	19	T.SUZUKI	1'43.061	1'43.455	(21)
20	T.SUZUKI	28.737	C.VEIJER	29.254	C.VEIJER	26.479	D.ÖNCÜ	18.666	20	J.KELSO	1'43.091	1'43.952	(27)
21	S.AZMAN	28.751	T.SUZUKI	29.286	D.MUÑOZ	26.491	S.NEPA	18.676	21	K.TOBA	1'43.191	1'43.233	(19)
22	X.ARTIGAS	28.760	J.KELSO	29.307	S.NEPA	26.522	M.AJI	18.685	22	S.NEPA	1'43.231	1'43.548	(23)
23	S.NEPA	28.827	K.TOBA	29.309	L.FELLON	26.560	L.FELLON	18.732	23	S.AZMAN	1'43.358	1'43.364	(20)
24	T.FURUSATO	28.828	T.BUASRI	29.328	R.ROSSI	26.567	S.AZMAN	18.755	24	T.FURUSATO	1'43.441	1'43.464	(22)

These data/results cannot be reproduced, stored and/or transmitted in whole or in part by any manner of electronic, mechanical, photocopying, recording, broadcasting or otherwise now known or herein after developed without the previous express consent by the copyright owner, except for reproduction in daily press and regular printed publications on sale to the public within 60 days of the event related to those data/results and always provided that copyright symbol appears together as follows below.
© DORNA, 2023



4348 m.

CryptoDATA MOTORRAD GRAND PRIX VON ÖSTERREICH

Practice Nr. 1

Best Partial Times

Moto3™

IT Ideal Lap Time, sum of the best partial times

BT Best Lap Time

T1			T2			T3			T4				
<i>Pos</i>	<i>Rider</i>	<i>Time</i>	<i>Rider</i>	<i>Time</i>	<i>Rider</i>	<i>Time</i>	<i>Rider</i>	<i>Time</i>	<i>Pos</i>	<i>Rider</i>	<i>IT</i>	<i>BT</i>	
25	M.AJI	28.864	X.ARTIGAS	29.335	J.WHATLEY	26.572	J.KELSO	18.763	25	N.DETTWILER	1'43.541	1'43.914	(26)
26	K.TOBA	28.879	T.FURUSATO	29.359	N.DETTWILER	26.677	T.FURUSATO	18.780	26	M.AJI	1'43.589	1'43.848	(25)
27	N.DETTWILER	28.900	D.SALVADOR	29.388	S.AZMAN	26.678	N.DETTWILER	18.793	27	X.ARTIGAS	1'43.614	1'43.628	(24)
28	L.FELLON	29.026	L.FELLON	29.412	X.ARTIGAS	26.721	X.ARTIGAS	18.798	28	L.FELLON	1'43.730	1'44.087	(28)
29	T.BUASRI	29.107	A.CARRASCO	29.476	T.BUASRI	26.758	T.BUASRI	18.823	29	T.BUASRI	1'44.016	1'44.196	(29)
30	A.CARRASCO	29.174	M.AJI	29.576	A.CARRASCO	26.849	A.CARRASCO	18.844	30	A.CARRASCO	1'44.343	1'44.489	(30)

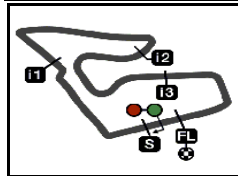
These data/results cannot be reproduced, stored and/or transmitted in whole or in part by any manner of electronic, mechanical, photocopying, recording, broadcasting or otherwise now known or herein after developed without the previous express consent by the copyright owner, except for reproduction in daily press and regular printed publications on sale to the public within 60 days of the event related to those data/results and always provided that copyright symbol appears together as follows below.

© DORNA, 2023

Official MotoGP Timing by TISSOT

www.motogp.com





4348 m.

CryptoDATA MOTORRAD GRAND PRIX VON ÖSTERREICH

Practice Nr. 1

Fastest Laps Sequence

<i>Practice Time</i>	 <i>Rider</i>	<i>Nation</i>	<i>Motorcycle</i>	<i>Time</i>	<i>Km/h</i>	<i>Rider's Lap</i>
3'47.722	43 Xavier ARTIGAS	SPA	CFMOTO	1'46.357	147.1	2
3'52.048	80 David ALONSO	COL	GASGAS	1'45.854	147.8	2
3'53.308	54 Riccardo ROSSI	ITA	HONDA	1'45.286	148.6	2
3'55.619	48 Ivan ORTOLÁ	SPA	KTM	1'44.947	149.1	2
4'26.614	5 Jaume MASIA	SPA	HONDA	1'44.436	149.8	2
4'28.044	10 Diogo MOREIRA	BRA	KTM	1'44.094	150.3	2
5'36.050	80 David ALONSO	COL	GASGAS	1'44.002	150.5	3
5'59.943	44 David MUÑOZ	SPA	KTM	1'43.961	150.5	3
6'10.420	5 Jaume MASIA	SPA	HONDA	1'43.806	150.7	3
7'19.678	80 David ALONSO	COL	GASGAS	1'43.628	151.0	4
7'21.096	54 Riccardo ROSSI	ITA	HONDA	1'43.619	151.0	4
7'43.445	44 David MUÑOZ	SPA	KTM	1'43.502	151.2	4
9'18.036	71 Ayumu SASAKI	JPN	HUSQVARNA	1'43.316	151.5	4
9'38.892	99 José Antonio RUEDA	SPA	KTM	1'43.265	151.5	5
10'49.884	80 David ALONSO	COL	GASGAS	1'43.042	151.9	6
11'11.017	96 Daniel HOLGADO	SPA	KTM	1'42.918	152.0	6
12'53.865	96 Daniel HOLGADO	SPA	KTM	1'42.848	152.1	7
13'06.692	5 Jaume MASIA	SPA	HONDA	1'42.813	152.2	7
28'35.329	55 Romano FENATI	ITA	HONDA	1'42.564	152.6	14
30'04.313	10 Diogo MOREIRA	BRA	KTM	1'42.410	152.8	12
30'04.874	96 Daniel HOLGADO	SPA	KTM	1'42.369	152.9	11
30'04.999	5 Jaume MASIA	SPA	HONDA	1'42.133	153.2	13
31'46.773	96 Daniel HOLGADO	SPA	KTM	1'41.899	153.6	12

These data/results cannot be reproduced, stored and/or transmitted in whole or in part by any manner of electronic, mechanical, photocopying, recording, broadcasting or otherwise now known or herein after developed without the previous express consent by the copyright owner, except for reproduction in daily press and regular printed publications on sale to the public within 60 days of the event related to those data/results and always provided that copyright symbol appears together as follows below.

© DORNA, 2023

Official MotoGP Timing by TISSOT
www.motogp.com

Spielberg, Friday, August 18, 2023

