

CryptoDATA MOTORRAD GRAND PRIX VON ÖSTERREICH


Practice Nr. 3

Classification

10



4348 m.

	Rider	Nation	Team	Motorcycle	Time	Lap Total	Gap	Top Speed
1	5 Jaume MASIA	SPA	Leopard Racing	HONDA	1'41.197	12 13		218.1
2	80 David ALONSO	COL	GASGAS Aspar Team	GASGAS	1'41.215	14 15	0.018 0.018	216.2
3	71 Ayumu SASAKI	JPN	Liqui Moly Husqvarna Intact GP	HUSQVARNA	1'41.334	15 15	0.137 0.119	220.8
4	53 Deniz ÖNCÜ	TUR	Red Bull KTM Ajo	KTM	1'41.379	11 14	0.182 0.045	219.5
5	96 Daniel HOLGADO	SPA	Red Bull KTM Tech3	KTM	1'41.392	13 13	0.195 0.013	220.1
6	24 Tatsuki SUZUKI	JPN	Leopard Racing	HONDA	1'41.541	8 10	0.344 0.149	218.8
7	55 Romano FENATI	ITA	Rivacold Snipers Team	HONDA	1'41.657	11 13	0.460 0.116	218.8
8	44 David MUÑOZ	SPA	BOE Motorsports	KTM	1'41.709	13 13	0.512 0.052	220.8
9	54 Riccardo ROSSI	ITA	SIC58 Squadra Corse	HONDA	1'41.716	14 14	0.519 0.007	220.8
10	99 José Antonio RUEDA	SPA	Red Bull KTM Ajo	KTM	1'41.729	14 15	0.532 0.013	218.8
11	19 Scott OGDEN	GBR	VisionTrack Racing Team	HONDA	1'41.774	15 15	0.577 0.045	218.1
12	82 Stefano NEPA	ITA	Angeluss MTA Team	KTM	1'41.800	12 12	0.603 0.026	220.8
13	66 Joel KELSO	AUS	CFMOTO Racing PruestelGP	CFMOTO	1'41.869	11 11	0.672 0.069	216.8
14	95 Collin VEIJER	NED	Liqui Moly Husqvarna Intact GP	HUSQVARNA	1'41.915	14 14	0.718 0.046	216.8
15	10 Diogo MOREIRA	BRA	MT Helmets - MSI	KTM	1'41.973	5 13	0.776 0.058	221.5
16	72 Taiyo FURUSATO	JPN	Honda Team Asia	HONDA	1'42.029	12 12	0.832 0.056	222.9
17	18 Matteo BERTELLE	ITA	Rivacold Snipers Team	HONDA	1'42.030	13 13	0.833 0.001	217.5
18	6 Ryusei YAMANAKA	JPN	GASGAS Aspar Team	GASGAS	1'42.036	7 13	0.839 0.006	217.5
19	38 David SALVADOR	SPA	CIP Green Power	KTM	1'42.250	12 13	1.053 0.214	220.1
20	27 Kaito TOBA	JPN	SIC58 Squadra Corse	HONDA	1'42.254	13 13	1.057 0.004	220.1
21	48 Ivan ORTOLÁ	SPA	Angeluss MTA Team	KTM	1'42.426	10 13	1.229 0.172	216.8
22	70 Joshua WHATLEY	GBR	VisionTrack Racing Team	HONDA	1'42.564	7 13	1.367 0.138	218.1
23	43 Xavier ARTIGAS	SPA	CFMOTO Racing PruestelGP	CFMOTO	1'42.652	13 13	1.455 0.088	215.5
24	63 Syarifuddin AZMAN	MAL	MT Helmets - MSI	KTM	1'42.674	11 12	1.477 0.022	218.8
25	7 Filippo FARIOLI	ITA	Red Bull KTM Tech3	KTM	1'42.918	6 12	1.721 0.244	216.8
26	20 Lorenzo FELLON	FRA	CIP Green Power	KTM	1'42.932	12 13	1.735 0.014	220.1
27	12 Noah DETTWILER	SWI	CFMOTO Racing PruestelGP	CFMOTO	1'42.940	14 15	1.743 0.008	217.5
28	22 Ana CARRASCO	SPA	BOE Motorsports	KTM	1'43.100	14 14	1.903 0.160	215.5
29	64 Mario AJI	INA	Honda Team Asia	HONDA	1'43.143	13 14	1.946 0.043	214.9
30	33 Tatchakorn BUASRI	THA	Honda Team Asia	HONDA	1'43.335	13 14	2.138 0.192	216.8

Practice condition: Dry

Air: 18°

Humidity: 70%

Ground: 22°

Fastest Lap:	Lap: 12	Jaume MASIA	1'41.197	154.6 Km/h
Best Race Lap:	2022	David MUÑOZ	1'40.910	155.1 Km/h
All Time Lap Record:	2022	David MUÑOZ	1'40.910	155.1 Km/h

The results are provisional until the end of the limit for protest and appeals.

Time limit for protest expires 30' after publication of the results - Time:

These data/results cannot be reproduced, stored and/or transmitted in whole or in part by any manner of electronic, mechanical, photocopying, recording, broadcasting or otherwise now known or herein after developed without the previous express consent by the copyright owner, except for reproduction in daily press and regular printed publications on sale to the public within 60 days of the event related to those data/results and always provided that copyright symbol appears together as follows below.

© DORNA, 2023

Official MotoGP Timing by TISSOT
www.motogp.com

Spielberg, Saturday, August 19, 2023

moto3

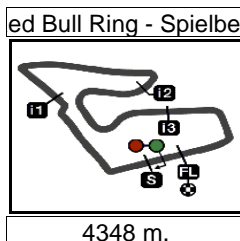


CryptoDATA MOTORRAD GRAND PRIX VON ÖSTERREICH


Practice Nr. 3

Combined Practice Times

11



4348 m.

		Rider	Nation	Team	MOTORCYCLE	P1	P2	P3	Gap
1	5	J.MASIA	SPA	Leopard Racing	HONDA	1'41.935 15	1'41.954 5	1'41.197 12	
2	80	D.ALONSO	COL	GASGAS Aspar Team	GASGAS	1'42.381 17	1'41.223 15	1'41.215 14	0.018 0.018
3	71	A.SASAKI	JPN	Liqui Moly Husqvarna Intact GP HUSQVARNA	HUSQVARNA	1'42.278 13	1'42.179 11	1'41.334 15	0.137 0.119
4	53	D.ÖNCÜ	TUR	Red Bull KTM Ajo	KTM	1'43.000 15	1'41.879 15	1'41.379 11	0.182 0.045
5	96	D.HOLGADO	SPA	Red Bull KTM Tech3	KTM	1'41.899 12	1'42.277 6	1'41.392 13	0.195 0.013
6	24	T.SUZUKI	JPN	Leopard Racing	HONDA	1'43.455 15	1'42.337 10	1'41.541 8	0.344 0.149
7	55	R.FENATI	ITA	Rivacold Snipers Team	HONDA	1'42.564 14	1'43.151 4	1'41.657 11	0.460 0.116
8	44	D.MUÑOZ	SPA	BOE Motorsports	KTM	1'43.075 9	1'43.356 2	1'41.709 13	0.512 0.052
9	54	R.ROSSI	ITA	SIC58 Squadra Corse	HONDA	1'42.848 10	1'42.728 8	1'41.716 14	0.519 0.007
10	99	J.RUEDA	SPA	Red Bull KTM Ajo	KTM	1'42.257 16	1'42.701 12	1'41.729 14	0.532 0.013
11	19	S.OGDEN	GBR	VisionTrack Racing Team	HONDA	1'42.585 15	1'43.004 12	1'41.774 15	0.577 0.045
12	82	S.NEPA	ITA	Angeluss MTA Team	KTM	1'43.548 13	1'42.346 14	1'41.800 12	0.603 0.026
13	95	C.VEIJER	NED	Liqui Moly Husqvarna Intact GP HUSQVARNA	HUSQVARNA	1'43.102 15	1'41.852 17	1'41.915 14	0.655 0.052
14	66	J.KELSO	AUS	CFMOTO Racing PruestelGP	CFMOTO	1'43.952 6	1'42.591 11	1'41.869 11	0.672 0.017
15	18	M.BERTELLE	ITA	Rivacold Snipers Team	HONDA	1'42.707 14	1'41.922 14	1'42.030 13	0.725 0.053
16	10	D.MOREIRA	BRA	MT Helmets - MSI	KTM	1'42.275 13	1'42.678 4	1'41.973 5	0.776 0.051
17	72	T.FURUSATO	JPN	Honda Team Asia	HONDA	1'43.464 15	1'42.314 14	1'42.029 12	0.832 0.056
18	6	R.YAMANAKA	JPN	GASGAS Aspar Team	GASGAS	1'42.543 13	1'42.543 16	1'42.036 7	0.839 0.007
19	48	I.ORTOLÁ	SPA	Angeluss MTA Team	KTM	1'42.102 14	1'42.102 15	1'42.426 10	0.905 0.066
20	38	D.SALVADOR	SPA	CIP Green Power	KTM	1'42.933 13	1'44.565 2	1'42.250 12	1.053 0.148
21	27	K.TOBA	JPN	SIC58 Squadra Corse	HONDA	1'43.233 11	1'43.550 5	1'42.254 13	1.057 0.004
22	70	J.WHATLEY	GBR	VisionTrack Racing Team	HONDA	1'43.075 17	1'43.048 11	1'42.564 7	1.367 0.310
23	43	X.ARTIGAS	SPA	CFMOTO Racing PruestelGP	CFMOTO	1'43.628 7	1'43.437 12	1'42.652 13	1.455 0.088
24	63	S.AZMAN	MAL	MT Helmets - MSI	KTM	1'43.364 13	1'43.838 3	1'42.674 11	1.477 0.022
25	7	F.FARIOLI	ITA	Red Bull KTM Tech3	KTM	1'43.219 15	1'43.397 10	1'42.918 6	1.721 0.244
26	20	L.FELLON	FRA	CIP Green Power	KTM	1'44.087 13	1'45.006 9	1'42.932 12	1.735 0.014
27	12	N.DETTWILER	SWI	CFMOTO Racing PruestelGP	CFMOTO	1'43.914 12	1'43.514 15	1'42.940 14	1.743 0.008
28	22	A.CARRASCO	SPA	BOE Motorsports	KTM	1'44.489 15	1'43.532 8	1'43.100 14	1.903 0.160
29	64	M.AJI	INA	Honda Team Asia	HONDA	1'43.848 15	1'43.826 7	1'43.143 13	1.946 0.043
30	33	T.BUASRI	THA	Honda Team Asia	HONDA	1'44.196 16	1'43.499 14	1'43.335 13	2.138 0.192

Pole Position Record:	2022	Daniel HOLGADO	1'41.234	154.6 Km/h
Best Race Lap:	2022	David MUÑOZ	1'40.910	155.1 Km/h
All Time Lap Record:	2022	David MUÑOZ	1'40.910	155.1 Km/h

The results are provisional until the end of the limit for protest and appeals.

Time limit for protest expires 60' after publication of the results - Time:

These data/results cannot be reproduced, stored and/or transmitted in whole or in part by any manner of electronic, mechanical, photocopying, recording, broadcasting or otherwise now known or herein after developed without the previous express consent by the copyright owner, except for reproduction in daily press and regular printed publications on sale to the public within 60 days of the event related to those data/results and always provided that copyright symbol appears together as follows below.

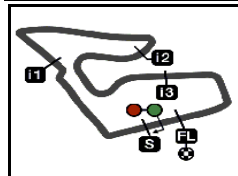
© DORNA, 2023

Official MotoGP Timing by TISSOT
www.motogp.com

Spielberg, Saturday, August 19, 2023







4348 m.

CryptoDATA MOTORRAD GRAND PRIX VON ÖSTERREICH

Practice Nr. 3

Top Speed & Average

12



Rider	Nation	Motorcycle	Top 5 speeds					Average	Top
72 Taiyo FURUSATO	JPN	HONDA	222.9	222.2	218.1	217.5	217.5	219.6	222.9
10 Diogo MOREIRA	BRA	KTM	221.5	219.5	218.8	218.1	216.8	218.9	221.5
44 David MUÑOZ	SPA	KTM	220.8	218.1	218.1	217.5	217.5	218.3	220.8
54 Riccardo ROSSI	ITA	HONDA	220.8	218.8	218.1	217.5	217.5	218.2	220.8
71 Ayumu SASAKI	JPN	HUSQVARNA	220.8	220.8	216.8	216.2	216.2	218.2	220.8
82 Stefano NEPA	ITA	KTM	220.8	219.5	218.1	214.2	213.6	216.6	220.8
20 Lorenzo FELLON	FRA	KTM	220.1	218.8	216.2	216.2	215.5	217.1	220.1
27 Kaito TOBA	JPN	HONDA	220.1	217.5	216.2	214.9	214.9	216.7	220.1
38 David SALVADOR	SPA	KTM	220.1	218.8	218.8	216.2	215.5	217.5	220.1
96 Daniel HOLGADO	SPA	KTM	220.1	218.1	218.1	218.1	217.5	218.2	220.1
53 Deniz ÖNCÜ	TUR	KTM	219.5	217.5	217.5	216.8	216.8	217.6	219.5
24 Tatsuki SUZUKI	JPN	HONDA	218.8	218.1	217.5	216.2	214.9	217.1	218.8
55 Romano FENATI	ITA	HONDA	218.8	218.1	213.6	213.6	213.6	215.5	218.8
63 Syarifuddin AZMAN	MAL	KTM	218.8	216.8	216.2	216.2	216.2	216.7	218.8
99 José Antonio RUEDA	SPA	KTM	218.8	218.1	217.5	216.8	216.2	217.3	218.8
5 Jaume MASIA	SPA	HONDA	218.1	217.5	216.2	215.5	214.9	216.4	218.1
19 Scott OGDEN	GBR	HONDA	218.1	217.5	215.5	215.5	215.5	216.4	218.1
70 Joshua WHATLEY	GBR	HONDA	218.1	217.5	215.5	214.9	214.2	216.0	218.1
6 Ryusei YAMANAKA	JPN	GASGAS	217.5	216.8	216.8	216.8	216.2	216.8	217.5
12 Noah DETTWILER	SWI	CFMOTO	217.5	215.5	215.5	214.9	214.9	215.5	217.5
18 Matteo BERTELLE	ITA	HONDA	217.5	216.2	215.5	215.5	214.9	215.8	217.5
7 Filippo FARIOLI	ITA	KTM	216.8	215.5	214.9	213.6	213.6	214.7	216.8
33 Tatchakorn BUASRI	THA	HONDA	216.8	216.2	216.2	216.2	214.9	215.9	216.8
48 Ivan ORTOLÁ	SPA	KTM	216.8	216.2	216.2	215.5	214.9	215.8	216.8
66 Joel KELSO	AUS	CFMOTO	216.8	216.2	214.9	213.0	213.0	214.5	216.8
95 Collin VEIJER	NED	HUSQVARNA	216.8	215.5	215.5	214.9	214.9	215.3	216.8
80 David ALONSO	COL	GASGAS	216.2	215.5	214.9	214.9	214.2	215.1	216.2
22 Ana CARRASCO	SPA	KTM	215.5	214.9	214.2	214.2	214.2	214.5	215.5
43 Xavier ARTIGAS	SPA	CFMOTO	215.5	215.5	214.9	214.2	214.2	214.8	215.5
64 Mario AJI	INA	HONDA	214.9	213.0	212.3	211.7	211.1	212.2	214.9

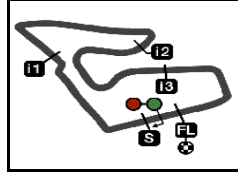
These data/results cannot be reproduced, stored and/or transmitted in whole or in part by any manner of electronic, mechanical, photocopying, recording, broadcasting or otherwise now known or herein after developed without the previous express consent by the copyright owner, except for reproduction in daily press and regular printed publications on sale to the public within 60 days of the event related to those data/results and always provided that copyright symbol appears together as follows below.

© DORNA, 2023

Official MotoGP Timing by TISSOT
www.motogp.com



Spielberg, Saturday, August 19, 2023



4348 m.

CryptoDATA MOTORRAD GRAND PRIX VON ÖSTERREICH

Practice Nr. 3

Chronological Analysis of Performances

13

* Lap / Sector time cancelled

T1 Time from finish line to 1st intermediate

T3 Time from 2nd intermed. to 3rd intermed.

P Crossing the finish line in pit lane

T2 Time from 1st intermed. to 2nd intermed.

T4 Time from 3rd intermediate to finish line

Lap	Lap Time	T1	T2	T3	T4	Speed	Lap	Lap Time	T1	T2	T3	T4	Speed	
1st	5	Jaume MASIA Leopard Racing SPA						11	1'44.897 *	29.76*	29.728	26.733	18.671	215.5
		Runs=3	Total laps=13	Full laps=8	Valid laps=7		12	1'41.828	28.355	28.816	26.160	18.497	216.8	
1	2'42.654	20.242	30.367	26.993	18.870		13	1'49.574 *	35.57*	29.194	26.164	18.642	216.2	
2	1'43.554	28.829	29.438	26.555	18.732	215.5	14	1'42.364	28.269	29.044	26.206	18.845	220.8	
3	1'42.897	28.717	29.268	26.400	18.512	214.2	15	1'41.334	28.159	28.867	25.962	18.346	220.8	
4	1'42.448	28.537	29.035	26.451	18.425	213.6								
5	1'51.088 P	28.518	29.586	27.371	25.613	213.6	4th	53	Deniz ÖNCÜ Red Bull KTM Ajo TUR					
6	4'41.427	22.877	29.713	26.330	18.759			Runs=2	Total laps=14	Full laps=11	Valid laps=9			
7	1'41.512	28.284	28.758	26.112	18.358	216.2	1	3'53.800	19.931	29.808	26.580	18.695		
8	1'41.462	28.291	28.770	26.084	18.317	214.2	2	1'42.519 *	28.471	29.167	26.385*	18.496	217.5	
9	1'54.804 P	34.354	29.665	26.780	24.005	212.3	3	1'42.443	28.404	29.203	26.272	18.564	216.8	
10	5'29.001 *	18.791	29.417	26.476	18.403*		4	1'42.565	28.448	29.091	26.480	18.546	214.9	
11	1'41.490	28.377	28.792	26.132	18.189	214.9	5	1'42.239	28.438	29.033	26.312	18.456	214.9	
12	1'41.197	28.216	28.755	26.031	18.195	218.1	6	1'42.299	28.369	29.129	26.413	18.388	214.2	
13	1'50.120 *	29.50*	35.425	26.633	18.559	217.5	7	1'42.146	28.341	29.024	26.372	18.409	214.2	
							8	1'42.958	28.509	29.237	26.424	18.788	214.2	
2nd	80	David ALONSO GASGAS Aspar Team COL						9	1'48.932 P	28.55*	29.377	27.916	23.081	213.0
		Runs=2	Total laps=15	Full laps=12	Valid laps=10		10	5'37.771	18.578	29.519	26.529	18.464		
1	1'58.023	20.023	30.013	26.789	18.908		11	1'41.379	28.232	28.742	26.128	18.277	217.5	
2	1'43.268	28.766	29.270	26.545	18.687	213.0	12	1'41.971	28.288	28.799	26.342	18.542	219.5	
3	1'42.654	28.528	29.186	26.416	18.524	214.2	13	1'42.866 *	28.278	29.336	26.412	18.840*	214.9	
4	1'42.134	28.364	29.002	26.323	18.445	213.6	14	1'41.444	28.103	28.772	26.100	18.469	216.8	
5	1'41.888	28.324	28.955	26.242	18.367	214.9								
6	1'44.286	29.794	29.468	26.541	18.483	213.6	5th	96	Daniel HOLGADO Red Bull KTM Tech3 SPA					
7	1'42.349	28.417	29.055	26.382	18.495	213.6		Runs=3	Total laps=13	Full laps=8	Valid laps=5			
8	1'42.357	28.463	28.993	26.392	18.509	213.0	1	2'01.076	20.118	30.272	26.807	18.980		
9	1'42.211	28.429	28.910	26.357	18.515	212.3	2	1'43.545	28.871	29.492	26.459	18.723	215.5	
10	1'42.371 *	28.39*	28.966	26.451*	18.563	213.0	3	1'42.606	28.594	29.220	26.235	18.557	215.5	
11	1'48.690 P	28.707	29.021	26.645	24.317	212.3	4	1'42.217	28.446	29.132	26.118	18.521	217.5	
12	6'05.493	18.504	29.103	26.258	18.366		5	1'50.133 P	28.392	29.020	26.484	26.237	217.5	
13	1'41.667 *	28.337	28.666	26.304	18.360*	214.9	6	5'23.865	22.391	29.593	26.482	18.726		
14	1'41.215	28.118	28.603	26.147	18.347	215.5	7	1'42.604 *	28.46*	29.529	26.243	18.370*	216.2	
15	1'41.270	28.202	28.637	26.128	18.303	216.2	8	1'41.726	28.305	28.917	26.024	18.480	218.1	
							9	1'51.949 P	29.691	29.754	27.513*	24.991	216.2	
3rd	71	Ayumu SASAKI Liqui Moly Husqvarna JPN						10	5'25.727 *	19.555	29.173	26.389	18.510*	
		Runs=2	Total laps=15	Full laps=12	Valid laps=8		11	1'42.197 *	28.133	28.937	26.795	18.332*	218.1	
1	1'55.600	19.944	29.968	26.843	18.942		12	1'44.375 *	28.091	29.166	28.321	18.797*	218.1	
2	1'43.796	28.860	29.508	26.585	18.843	213.6	13	1'41.392	28.227	28.780	26.024	18.361	220.1	
3	1'43.016	28.746	29.209	26.391	18.670	214.2								
4	1'42.788 *	28.59*	29.150	26.417	18.622	214.2	6th	24	Tatsuki SUZUKI Leopard Racing JPN					
5	1'42.729	28.601	29.146	26.372	18.610	214.9		Runs=3	Total laps=10	Full laps=6	Valid laps=3			
6	1'42.321 *	28.46*	29.040	26.359	18.455	215.5	1	2'42.022	19.451	30.381	27.070	18.816		
7	1'53.743 P	30.88*	30.605	27.202*	25.050	214.2	2	1'44.174	29.094	29.638	26.626	18.816	214.2	
8	5'37.427 *	20.348	29.614	26.746*	18.557		3	1'43.284 *	28.92*	29.468	26.278	18.616*	212.3	
9	1'41.891	28.422	28.824	26.192	18.453	216.2	4	1'42.914 *	28.25*	29.388	26.578	18.694*	216.2	
10	1'42.145	28.357	28.966	26.313	18.509	215.5	5	1'51.284 P	29.671	29.992	27.048	24.573	214.9	

Fastest Lap: Jaume MASIA Leopard Racing SPA **1'41.197** 28.216 28.755 26.031 18.195

These data/results cannot be reproduced, stored and/or transmitted in whole or in part by any manner of electronic, mechanical, photocopying, recording, broadcasting or otherwise now known or herein after developed without the previous express consent by the copyright owner, except for reproduction in daily press and regular printed publications on sale to the public within 60 days of the event related to those data/results and always provided that copyright symbol appears together as follows below.
© DORNA, 2023

Practice Nr. 3

Moto3

Lap	Lap Time	T1	T2	T3	T4	Speed	Lap	Lap Time	T1	T2	T3	T4	Speed
7th 55 Romano FENATI Rivacold Snipers Tea ITA Runs=3 Total laps=13 Full laps=8 Valid laps=8													
1	2'22.764	21.066	30.730	26.998	18.702								
2	1'44.476	29.483	29.456	26.838	18.699	211.7							
3	1'51.131 P	29.110	29.338	27.096	25.587	211.7							
4	4'55.545	22.193	29.750	26.733	18.524								
5	1'43.196	28.950	29.175	26.535	18.536	213.0							
6	1'42.644	28.660	29.080	26.493	18.411	213.6							
7	1'42.479	28.599	29.050	26.414	18.416	213.0							
8	1'46.015	30.201	31.251	26.292	18.271	210.5							
9	1'51.616 P	28.90*	30.143	27.459	25.105	213.6							
10	5'27.278 *	19.977	29.360	26.573*	18.345*								
11	1'41.657	28.442	28.848	26.185	18.182	213.6							
12	1'46.957	28.410	33.860	26.462	18.225	218.8							
13	1'46.842	28.409	33.605	26.295	18.533	218.1							
8th 44 David MUÑOZ BOE Motorsports SPA Runs=3 Total laps=13 Full laps=8 Valid laps=7													
1	2'20.212	19.786	34.268	29.593	22.732								
2	1'43.837	29.166	29.561	26.485	18.625	216.8							
3	1'42.727	28.655	29.315	26.337	18.420	218.1							
4	1'42.971	28.583	29.200	26.465	18.723	220.8							
5	1'42.633	28.398	29.338	26.380	18.517	216.2							
6	1'50.624 P	28.39*	31.877	27.161	23.187	217.5							
7	7'10.681 *	19.929	29.367	26.942*	19.161								
8	1'42.813 *	28.508	29.145	26.509	18.651*	216.2							
9	1'47.492 P	27.80*	29.480	27.235	22.968	213.6							
10	3'32.347	18.187	29.273	26.187	18.649								
11	1'41.778	28.289	28.881	26.200	18.408	218.1							
12	1'41.826	28.268	28.825	26.275	18.458	217.5							
13	1'41.709	28.256	28.974	26.087	18.392	217.5							
9th 54 Riccardo ROSSI SIC58 Squadra Corse ITA Runs=2 Total laps=14 Full laps=11 Valid laps=6													
1	2'19.807	20.917	31.505	27.757	19.308								
2	1'43.893 *	29.21*	29.459	26.658	18.564*	216.8							
3	1'43.004	28.719	29.260	26.600	18.425	217.5							
4	1'43.288 *	28.599	29.122	26.759	18.808*	217.5							
5	1'42.451	28.507	29.222	26.375	18.347	217.5							
6	1'44.197 *	29.348	29.693	26.625	18.531*	218.8							
7	1'42.230	28.490	29.071	26.401	18.268	215.5							
8	1'42.165	28.526	28.993	26.229	18.417	217.5							
9	2'01.618 P	32.97*	32.335	29.543	26.768	218.1							
10	6'56.834 *	18.398	29.462	26.741	18.331*								
11	1'42.573 *	28.369	29.035	26.727	18.442*	216.2							
12	1'47.897 *	28.513	30.493	30.524	18.367*	214.9							
13	1'42.398	28.478	29.044	26.469	18.407	216.8							
14	1'41.716	28.424	28.932	26.097	18.263	220.8							
10th 99 José Antonio RUED Red Bull KTM Ajo SPA Runs=2 Total laps=15 Full laps=12 Valid laps=10													
1	2'19.279	21.158	30.998	27.128	19.372								
2	1'44.017 *	29.23*	29.176	26.823	18.783	214.2							
3	1'42.683	28.587	29.151	26.371	18.574	218.1							
4	1'42.846	28.617	28.929	26.486	18.814	218.8							
5	1'42.604	28.529	29.115	26.436	18.524	214.9							
6	1'44.612	30.408	29.322	26.339	18.543	216.2							
7	1'42.590 *	28.55*	29.149	26.394	18.490	215.5							
8	1'42.326	28.456	29.033	26.212	18.625	215.5							
9	1'41.908	28.410	28.912	26.249	18.337	216.2							
10	1'49.507 P	29.235	29.084	26.484	24.704	216.8							
11	5'24.665	19.768	29.267	26.345	18.467								
12	1'41.877	28.383	28.748	26.294	18.452	215.5							
13	1'42.591	28.344	29.031	26.426	18.790	214.9							
14	1'41.729	28.157	28.870	26.307	18.395	217.5							
15	1'41.741	28.280	28.940	26.265	18.256	214.9							
11th 19 Scott OGDEN VisionTrack Racing T GBR Runs=2 Total laps=15 Full laps=12 Valid laps=9													
1	2'23.519	20.261	32.536	26.946	18.995								
2	1'46.344 *	29.234	31.576	26.665	18.869*	215.5							
3	1'43.947	29.039	29.655	26.484	18.769	218.1							
4	1'43.402	28.748	29.543	26.404	18.707	217.5							
5	1'43.040	28.733	29.315	26.325	18.667	214.2							
6	1'46.410	29.052	31.866	26.697	18.795	213.0							
7	1'42.903	28.688	29.296	26.414	18.505	213.0							
8	1'54.522 P	29.49*	31.274	27.207	26.549	213.6							
9	6'05.092 *	20.711	29.561	26.912	18.644*								
10	1'48.451 *	28.573	29.200	31.315	19.363*	213.6							
11	1'44.427	28.670	30.484	26.767	18.506	214.9							
12	1'41.821	28.285	28.927	26.223	18.386	215.5							
13	1'43.612 *	28.903	29.510	26.579	18.620*	215.5							
14	1'42.825	28.695	29.535	26.299	18.296	211.7							
15	1'41.774	28.357	28.924	26.218	18.275	214.2							
12th 82 Stefano NEPA Angeluss MTA Team ITA Runs=2 Total laps=12 Full laps=9 Valid laps=7													
1	2'22.698	21.831	30.767	27.185	19.117								
2	1'46.522 *	28.68*	32.206	26.817	18.818*	213.0							
3	1'43.897	28.970	29.613	26.582	18.732	213.6							
4	1'43.356	28.754	29.378	26.623	18.601	214.2							
5	1'43.300	28.800	29.286	26.548	18.666	212.3							
6	2'01.912 *	30.12*	37.388	31.312	23.092	212.3							
7	1'42.829	28.647	29.184	26.396	18.602	213.6							
8	1'50.008 P	29.317	30.278	27.546	22.867	212.3							
9	10'13.555 *	18.926	29.715	29.594	19.421*								
10	1'42.262	28.531	29.128	26.294	18.309	219.5							
11	1'42.135	28.528	29.178	26.143	18.286	218.1							
12	1'41.800	28.493	28.994	25.997	18.316	220.8							
13th 66 Joel KELSO CFMOTO Racing Pru AUS Runs=2 Total laps=11 Full laps=8 Valid laps=8													
1	1'59.499	19.662	30.251	26.969	19.113								
2	1'43.970	29.008	29.430	26.730	18.802	212.3							
3	1'43.229	28.691	29.247	26.576	18.715	213.0							

Fastest Lap: Jaume MASIA Leopard Racing SPA **1'41.197** 28.216 28.755 26.031 18.195

These data/results cannot be reproduced, stored and/or transmitted in whole or in part by any manner of electronic, mechanical, photocopying, recording, broadcasting or otherwise now known or herein after developed without the previous express consent by the copyright owner, except for reproduction in daily press and regular printed publications on sale to the public within 60 days of the event related to those data/results and always provided that copyright symbol appears together as follows below.
© DORNA, 2023



Practice Nr. 3

Moto3

Lap	Lap Time	T1	T2	T3	T4	Speed	Lap	Lap Time	T1	T2	T3	T4	Speed	
4	1'42.738	28.524	29.029	26.473	18.712	213.0	17th 18 Matteo BERTELLE Runs=3 Total laps=13 Full laps=8 Valid laps=4	1	2'40.402	20.216	31.659	29.537	19.551	
5	1'42.475	28.531	29.048	26.287	18.609	212.3		2	1'45.976	* 29.323	29.618	28.092	18.943*	211.7
6	1'43.340	28.532	29.226	26.893	18.689	212.3		3	1'43.645	* 28.932	29.517	26.560	18.636*	216.2
7	1'50.084	P 28.06*	29.880	27.403	18.741	213.0		4	1'42.960	* 28.720	29.241	26.459	18.540*	214.9
8	12'41.030	21.707	39.528	27.035	20.428			5	1'44.853	* 28.656	29.176	26.449	20.572*	214.9
9	1'42.019	28.254	28.881	26.280	18.604	216.8		6	1'43.018	28.794	29.087	26.501	18.636	210.5
10	1'41.904	28.136	28.818	26.487	18.463	216.2		7	1'49.947	P 28.544	29.199	27.262	24.942	212.3
11	1'41.869	28.354	28.744	26.259	18.512	214.9		8	4'46.442	19.810	30.049	26.823	19.925	
14th 95 Collin VEIJER Liqui Moly Husqvarna NED Runs=2 Total laps=14 Full laps=11 Valid laps=10								9	1'46.275	29.025	30.187	28.113	18.950	211.7
1	2'50.656	19.712	30.744	27.465	18.988			10	1'42.188	28.547	28.910	26.264	18.467	215.5
2	1'44.069	29.148	29.591	26.728	18.602	214.2		11	1'46.865	P 28.400	28.907	26.361	23.197	215.5
3	1'43.297	28.907	29.283	26.606	18.501	215.5	12	5'11.882	20.644	31.593	26.428	18.738		
4	1'42.925	28.671	29.183	26.583	18.488	214.9	13	1'42.030	28.356	28.968	26.214	18.492	217.5	
5	1'42.683	28.646	29.092	26.429	18.516	214.9	18th 6 Ryusei YAMANAKA GASGAS Aspar Team JPN Runs=2 Total laps=13 Full laps=10 Valid laps=9							
6	1'43.281	28.767	29.236	26.599	18.679	214.9	1	2'08.769	20.316	30.666	27.657	18.956		
7	1'42.483	28.608	29.152	26.273	18.450	214.2	2	1'43.993	29.079	29.356	26.843	18.715	210.5	
8	1'52.233	P 30.03*	30.526	28.110	23.566	214.2	3	1'43.270	28.766	29.216	26.637	18.651	211.7	
9	7'35.833	20.845	31.714	33.565	19.451		4	1'42.913	28.649	29.419	26.332	18.513	211.7	
10	1'44.176	28.762	30.215	26.788	18.411	214.2	5	1'42.455	28.545	29.023	26.371	18.516	216.8	
11	1'42.043	28.434	29.013	26.329	18.267	215.5	6	1'42.568	28.607	29.041	26.338	18.582	216.2	
12	1'44.263	29.524	29.541	26.781	18.417	212.3	7	1'42.036	28.294	28.915	26.399	18.428	215.5	
13	1'41.862	* 28.377	29.006	26.165	18.314*	216.8	8	1'49.438	P 28.434	29.485	26.649	24.870	216.8	
14	1'41.915	28.398	28.879	26.331	18.307	214.9	9	9'06.846	18.197	29.556	26.597	18.595		
15th 10 Diogo MOREIRA MT Helmets - MSI BRA Runs=3 Total laps=13 Full laps=8 Valid laps=7							10	1'43.404	28.527	29.001	27.500	18.376	213.6	
1	2'19.389	19.612	30.021	27.320	18.892		11	1'42.612	28.323	29.013	26.716	18.560	216.8	
2	1'43.799	28.971	29.242	26.851	18.735	218.8	12	1'43.944	28.439	29.075	27.535	18.895	214.9	
3	1'42.698	28.537	28.951	26.602	18.608	214.9	13	1'43.313	* 28.439	29.980	26.346	18.548*	217.5	
4	1'44.785	28.460	29.059	26.559	20.707	215.5	19th 38 David SALVADOR CIP Green Power SPA Runs=3 Total laps=13 Full laps=9 Valid laps=5							
5	1'41.973	28.331	28.979	26.287	18.376	216.2	1	2'11.412	19.530	36.204	27.255	18.828		
6	1'47.943	P 28.460	29.057	26.785	23.641	219.5	2	1'43.967	29.052	29.555	26.647	18.713	215.5	
7	4'51.230	19.961	29.251	26.589	18.601		3	1'44.110	* 28.759	29.759	26.844*	18.748	214.9	
8	1'42.972	28.698	28.976	26.640	18.658	209.9	4	1'43.557	28.772	29.323	26.782	18.680	213.6	
9	1'48.164	P 28.26*	29.419	27.223	23.254	212.3	5	1'43.479	28.699	29.449	26.749	18.582	214.2	
10	5'39.403	* 18.058	29.019	26.442	18.672*		6	1'43.139	* 28.660	29.248	26.599*	18.632	214.9	
11	1'46.235	28.265	29.194	30.190	18.586	218.1	7	1'51.824	P 29.08*	29.927	27.012*	25.805	216.2	
12	1'41.999	28.302	28.826	26.316	18.555	221.5	8	7'00.481	P 20.466	31.063	30.096	24.314		
13	1'43.058	* 28.11*	29.835	26.539	18.567	216.8	9	3'35.826	* 18.024	29.515	26.446*	18.419*		
16th 72 Taiyo FURUSATO Honda Team Asia JPN Runs=2 Total laps=12 Full laps=9 Valid laps=5							10	1'42.395	* 28.409	29.147	26.376*	18.463	218.8	
1	2'22.744	20.229	32.474	26.982	19.047		11	1'41.756	* 27.92*	29.217	26.252*	18.366	215.5	
2	1'44.849	29.619	29.774	26.456	19.000	214.2	12	1'42.250	28.320	29.198	26.279	18.453	218.8	
3	1'43.881	* 28.941	29.438	26.598	18.904*	217.5	13	1'42.339	28.311	29.379	26.300	18.349	220.1	
4	1'47.201	* 30.57*	31.105	26.847	18.678*	214.2	20th 27 Kaito TOBA SIC58 Squadra Corse JPN Runs=2 Total laps=13 Full laps=10 Valid laps=6							
5	1'43.518	* 28.909	29.426	26.551	18.632*	216.2	1	2'28.163	19.587	30.567	27.088	19.063		
6	1'43.571	28.694	29.400	26.726	18.751	218.1	2	1'44.618	* 29.096	30.072	26.682	18.768*	214.2	
7	1'43.540	* 28.763	29.349	26.696	18.732*	213.6	3	1'43.418	28.834	29.431	26.516	18.637	213.6	
8	1'55.521	P 30.26*	32.295	27.680	25.285	213.6	4	1'42.859	28.722	29.343	26.348	18.446	213.6	
9	10'23.363	18.605	29.649	29.583	19.443		5	1'42.884	28.697	29.321	26.366	18.500	220.1	
10	1'42.238	28.566	29.127	26.198	18.347	222.2	6	1'46.182	* 28.682	29.388	29.373	18.739*	214.2	
11	1'42.176	28.483	29.201	26.140	18.352	217.5								
12	1'42.029	28.428	29.041	25.980	18.580	222.9								

Fastest Lap: Jaume MASIA Leopard Racing SPA **1'41.197** 28.216 28.755 26.031 18.195

These data/results cannot be reproduced, stored and/or transmitted in whole or in part by any manner of electronic, mechanical, photocopying, recording, broadcasting or otherwise now known or herein after developed without the previous express consent by the copyright owner, except for reproduction in daily press and regular printed publications on sale to the public within 60 days of the event related to those data/results and always provided that copyright symbol appears together as follows below.
© DORNA, 2023

Practice Nr. 3

Moto3

Lap	Lap Time	T1	T2	T3	T4	Speed	Lap	Lap Time	T1	T2	T3	T4	Speed
24th 63 Syarifuddin AZMAN MT Helmets - MSI MAL							Runs=3 Total laps=12 Full laps=7 Valid laps=5						
7	1'42.810	28.635	29.298	26.366	18.511	213.6	1	2'24.530	20.041	33.355	27.325	19.119	
8	1'49.964 P	28.905	29.586	26.866	24.607	213.6	2	1'45.780 *	29.43*	30.626	26.924	18.793*	214.9
9	8'39.505 *	18.368	29.601	26.525	18.878*		3	1'43.853	29.011	29.433	26.644	18.765	216.2
10	1'43.491 *	28.45*	29.416	27.015	18.610*	214.9	4	1'44.811 *	29.096	29.710	26.976	19.029*	216.8
11	1'47.844 *	27.44*	29.454	32.318	18.630	214.9	5	1'43.461	28.978	29.365	26.543	18.575	216.2
12	1'42.543	28.638	29.117	26.200	18.588	217.5	6	1'50.938 P	28.747	29.186	27.700	25.305	218.8
13	1'42.254	28.540	29.127	26.193	18.394	216.2	7	5'15.184 *	20.016	29.883	27.394	19.104*	
							8	1'44.406	29.063	29.301	27.171	18.871	212.3
							9	1'49.992 P	28.711	29.061	27.204	25.016	212.3
							10	6'50.017 *	22.320	32.210	32.576	18.770*	
							11	1'42.674	28.545	28.973	26.615	18.541	216.2
							12	1'47.190	28.467	32.417	26.794	19.512	216.2
21st 48 Ivan ORTOLÁ Angeluss MTA Team SPA							Runs=3 Total laps=13 Full laps=8 Valid laps=7						
1	2'11.163	20.391	33.763	27.252	18.875								
2	1'43.623	28.793	29.402	26.740	18.688	213.6							
3	1'42.750	28.592	29.287	26.408	18.463	215.5							
4	1'43.003	28.547	29.414	26.514	18.528	216.8							
5	1'42.804	28.605	29.265	26.404	18.530	216.2							
6	1'42.746	28.568	29.172	26.526	18.480	214.9							
7	1'47.706 P	28.525	29.136	26.557	23.488	214.9							
8	8'14.977 *	20.819	29.580	26.722	18.732*								
9	1'44.757	28.622	29.224	28.222	18.689	213.6							
10	1'42.426	28.474	29.138	26.388	18.426	213.6							
11	1'47.856 P	27.97*	29.290	27.325	23.268	213.6							
12	2'29.423 *	21.302	32.287	29.880	19.034*								
13	1'42.885 *	28.426	29.821	26.259	18.379*	216.2							
22nd 70 Joshua WHATLEY VisionTrack Racing T GBR							Runs=2 Total laps=13 Full laps=10 Valid laps=6						
1	2'23.265	20.113	31.506	26.990	18.773								
2	1'44.434 *	29.24*	29.762	26.626	18.805	213.6							
3	1'43.844	29.025	29.488	26.590	18.741	215.5							
4	1'48.788	29.046	32.217	28.782	18.743	213.6							
5	1'51.117 P	28.835	29.697	27.055	25.530	213.0							
6	8'30.213	19.122	29.890	26.780	18.535								
7	1'42.564	28.536	28.988	26.552	18.488	213.6							
8	1'42.581	28.597	28.935	26.571	18.478	213.0							
9	1'43.787 *	29.05*	29.494	26.597	18.637*	212.3							
10	1'51.991	28.642	36.545	28.323	18.481	214.2							
11	1'46.513	28.496	30.377	29.147	18.493	218.1							
12	1'42.520 *	28.475	29.109	26.490	18.446*	217.5							
13	1'43.106 *	28.69*	29.135	26.383	18.890*	214.9							
23rd 43 Xavier ARTIGAS CFMOTO Racing Pru SPA							Runs=2 Total laps=13 Full laps=10 Valid laps=7						
1	2'12.050	20.367	33.986	27.320	19.023								
2	1'45.029	29.405	29.738	26.924	18.962	213.0							
3	1'43.860	28.855	29.343	26.787	18.875	214.2							
4	1'43.383 *	28.18*	29.568	26.787	18.840	213.0							
5	1'43.415	28.685	29.334	26.666	18.730	213.6							
6	1'43.006	28.638	29.158	26.545	18.665	214.2							
7	1'48.803 *	28.60*	33.452	28.180	18.566*	214.2							
8	1'49.657 P	28.640	29.316	27.078	24.623	215.5							
9	9'39.731 *	19.772	29.563	27.125	18.799*								
10	1'43.448 *	28.641	29.181	26.872	18.754*	213.0							
11	1'44.192	28.528	29.103	27.380	19.181	213.0							
12	1'42.747	28.564	29.059	26.534	18.590	214.9							
13	1'42.652	28.534	28.963	26.481	18.674	215.5							
26th 20 Lorenzo FELLON CIP Green Power FRA							Runs=2 Total laps=13 Full laps=10 Valid laps=4						
1	2'08.869	19.080	32.584	28.000	18.996								
2	1'44.470	29.218	29.535	26.935	18.782	210.5							
3	1'43.942 *	28.806	29.702	26.747	18.687*	216.2							
4	1'43.675	28.756	29.746	26.578	18.595	214.9							
5	1'43.245 *	28.625	29.368	26.541	18.711*	218.8							
6	1'43.326	28.709	29.367	26.528	18.722	215.5							
7	1'47.689 *	28.63*	31.279	27.952*	19.820*	214.9							
8	1'50.491 P	28.948	31.107	26.777	23.659	213.0							
9	8'53.091 *	18.108	29.658	26.593	18.538*								
10	1'43.660 *	28.660	29.225	27.041	18.734*	215.5							
11	1'45.910 *	28.481	29.089	29.675*	18.665*	220.1							
12	1'42.932	28.805	29.180	26.390	18.557	214.9							
13	1'44.063 *	27.96*	31.114	26.474	18.514*	216.2							
27th 12 Noah DETTWILER CFMOTO Racing Pru SWI							Runs=2 Total laps=15 Full laps=12 Valid laps=11						
1	2'12.507	20.505	33.525	27.501	19.128								
2	1'44.755	29.245	29.648	26.907	18.955	214.9							
3	1'44.255	29.149	29.538	26.696	18.872	217.5							
4	1'43.838	29.028	29.276	26.681	18.853	215.5							
5	1'43.445	28.884	29.147	26.682	18.732	214.2							
6	1'43.447	28.891	29.107	26.625	18.824	214.2							
7	1'43.337	28.903	29.110	26.611	18.713	213.0							
8	1'43.454	28.801	29.075	26.776	18.802	214.9							

Fastest Lap: Jaume MASIA Leopard Racing SPA 1'41.197 28.216 28.755 26.031 18.195

These data/results cannot be reproduced, stored and/or transmitted in whole or in part by any manner of electronic, mechanical, photocopying, recording, broadcasting or otherwise now known or herein after developed without the previous express consent by the copyright owner, except for reproduction in daily press and regular printed publications on sale to the public within 60 days of the event related to those data/results and always provided that copyright symbol appears together as follows below.
© DORNA, 2023



Practice Nr. 3

Moto3

Lap	Lap Time		T1	T2	T3	T4	Speed	Lap	Lap Time		T1	T2	T3	T4	Speed
9	1'43.395	*	28.800	29.108	26.721	18.766*	211.7	13	1'43.335		28.961	28.991	26.613	18.770	213.6
10	1'48.542	P	28.92*	29.244	26.942	23.430	214.2	14	1'43.518		29.061	29.083	26.663	18.711	214.9
11	6'18.458		19.359	29.698	27.004	19.166									
12	1'43.119		28.743	29.013	26.607	18.756	214.9								
13	1'43.168		28.693	29.054	26.705	18.716	215.5								
14	1'42.940		28.611	28.947	26.716	18.666	211.7								
15	1'43.015		28.573	29.030	26.671	18.741	213.0								

28th 22 Ana CARRASCO BOE Motorsports SPA
Runs=2 Total laps=14 Full laps=11 Valid laps=7

1	2'02.230		20.180	30.218	27.137	18.970	
2	1'45.207		29.408	29.798	27.043	18.958	213.0
3	1'44.601		29.161	29.599	26.872	18.969	211.7
4	1'48.874	*	30.47*	32.518	27.036	18.847	213.0
5	1'44.137		29.079	29.496	26.799	18.763	213.6
6	1'44.124		28.953	29.652	26.775	18.744	214.2
7	1'52.422	P	29.198	29.640	26.964	26.620	213.6
8	8'08.947	*	21.614	29.778	26.724	18.927*	
9	1'43.830		29.028	29.270	26.806	18.726	212.3
10	1'43.487	*	28.886	29.337	26.607*	18.657	214.2
11	1'48.142	*	30.61*	32.124	26.599	18.804	214.2
12	1'43.440		28.916	29.294	26.541	18.689	215.5
13	1'42.555	*	28.17*	29.299	26.517	18.564	214.2
14	1'43.100		28.762	29.228	26.492	18.618	214.9

29th 64 Mario AJI Honda Team Asia INA
Runs=2 Total laps=14 Full laps=11 Valid laps=5

1	2'28.152		20.331	30.763	28.274	19.647	
2	1'44.764	*	29.314	30.073	26.538	18.839*	208.0
3	1'43.696		29.005	29.610	26.439	18.642	212.3
4	1'43.989	*	28.924	29.911	26.467	18.687*	211.7
5	1'44.110		28.859	29.616	26.757	18.878	213.0
6	1'53.390	*	29.99*	30.333	31.244	21.819	209.9
7	1'53.490	P	29.408	30.726	27.922	25.434	208.0
8	7'37.927	*	18.999	29.783	26.617	18.689*	
9	1'48.110	*	28.76*	29.344	28.573	21.427	211.1
10	1'44.583		28.831	30.417	26.741	18.594	211.1
11	1'43.237	*	28.539	29.526	26.559	18.613*	214.9
12	1'42.845	*	28.19*	29.443	26.626	18.580*	209.9
13	1'43.143		28.666	29.298	26.547	18.632	211.1
14	1'44.622		28.995	29.896	26.899	18.832	209.3

30th 33 Tatchakorn BUASRI Honda Team Asia THA
Runs=2 Total laps=14 Full laps=11 Valid laps=7

1	2'24.713		20.733	31.233	27.378	19.467	
2	1'45.087		29.364	29.926	26.864	18.933	216.8
3	1'43.951		29.029	29.404	26.758	18.760	216.2
4	1'47.282	*	29.461	30.337	26.986	20.498*	216.2
5	1'44.449		29.189	29.427	26.685	19.148	214.2
6	1'43.711	*	28.38*	29.566	26.975	18.789*	216.2
7	1'43.786		29.058	29.267	26.731	18.730	213.6
8	1'43.652		28.917	29.231	26.603	18.901	213.6
9	1'51.098	P	29.120	29.270	28.303	24.405	208.6
10	7'42.743	*	19.149	29.626	26.979*	18.924*	
11	1'43.371	*	28.920	29.167	26.578	18.706*	213.6
12	1'43.953	*	28.57*	29.657	26.918	18.805*	214.9

Fastest Lap: Jaume MASIA Leopard Racing SPA 1'41.197 28.216 28.755 26.031 18.195

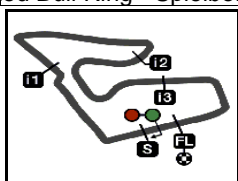
These data/results cannot be reproduced, stored and/or transmitted in whole or in part by any manner of electronic, mechanical, photocopying, recording, broadcasting or otherwise now known or herein after developed without the previous express consent by the copyright owner, except for reproduction in daily press and regular printed publications on sale to the public within 60 days of the event related to those data/results and always provided that copyright symbol appears together as follows below.
© DORNA, 2023

Official MotoGP Timing by TISSOT
www.motogp.com

Spielberg, Saturday, August 19, 2023

Page 5 of 5





4348 m.

CryptoDATA MOTORRAD GRAND PRIX VON ÖSTERREICH

Practice Nr. 3

Best Partial Times

Moto3™

IT Ideal Lap Time, sum of the best partial times

BT Best Lap Time

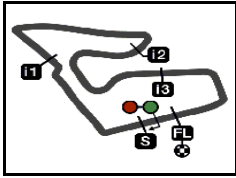
T1		T2		T3		T4				IT	BT	
Pos	Rider	Time	Rider	Time	Rider	Time	Rider	Time	Pos	Rider	IT	BT
1	D.HOLGADO	28.091	D.ALONSO	28.603	A.SASAKI	25.962	R.FENATI	18.182	1	D.ALONSO	1'41.152	1'41.215 (2)
2	D.ÖNCÜ	28.103	D.ÖNCÜ	28.742	T.FURUSATO	25.980	J.MASIA	18.189	2	J.MASIA	1'41.191	1'41.197 (1)
3	D.ALONSO	28.118	J.KELSO	28.744	S.NEPA	25.997	T.SUZUKI	18.248	3	D.ÖNCÜ	1'41.222	1'41.379 (4)
4	J.KELSO	28.136	J.RUEDA	28.748	D.HOLGADO	26.024	J.RUEDA	18.256	4	D.HOLGADO	1'41.256	1'41.392 (5)
5	J.RUEDA	28.157	J.MASIA	28.755	J.MASIA	26.031	R.ROSSI	18.263	5	A.SASAKI	1'41.283	1'41.334 (3)
6	A.SASAKI	28.159	D.HOLGADO	28.780	T.SUZUKI	26.067	C.VEIJER	18.267	6	J.RUEDA	1'41.373	1'41.729 (10)
7	J.MASIA	28.216	T.SUZUKI	28.799	D.MUÑOZ	26.087	S.OGDEN	18.275	7	T.SUZUKI	1'41.401	1'41.541 (6)
8	D.MUÑOZ	28.256	A.SASAKI	28.816	R.ROSSI	26.097	D.ÖNCÜ	18.277	8	D.MUÑOZ	1'41.560	1'41.709 (8)
9	D.MOREIRA	28.265	D.MUÑOZ	28.825	D.ÖNCÜ	26.100	S.NEPA	18.286	9	J.KELSO	1'41.602	1'41.869 (13)
10	S.OGDEN	28.285	D.MOREIRA	28.826	D.ALONSO	26.128	D.ALONSO	18.303	10	R.FENATI	1'41.624	1'41.657 (7)
11	T.SUZUKI	28.287	R.FENATI	28.848	C.VEIJER	26.165	A.SASAKI	18.346	11	R.ROSSI	1'41.661	1'41.716 (9)
12	R.YAMANAKA	28.294	C.VEIJER	28.879	R.FENATI	26.185	T.FURUSATO	18.347	12	C.VEIJER	1'41.688	1'41.915 (14)
13	D.SALVADOR	28.311	M.BERTELLE	28.907	K.TOBA	26.193	D.SALVADOR	18.349	13	S.OGDEN	1'41.702	1'41.774 (11)
14	M.BERTELLE	28.356	R.YAMANAKA	28.915	J.RUEDA	26.212	D.HOLGADO	18.361	14	D.MOREIRA	1'41.754	1'41.973 (15)
15	R.ROSSI	28.369	S.OGDEN	28.924	M.BERTELLE	26.214	R.YAMANAKA	18.376	15	S.NEPA	1'41.770	1'41.800 (12)
16	C.VEIJER	28.377	R.ROSSI	28.932	S.OGDEN	26.218	D.MOREIRA	18.376	16	T.FURUSATO	1'41.796	1'42.029 (16)
17	R.FENATI	28.409	J.WHATLEY	28.935	I.ORTOLÁ	26.259	D.MUÑOZ	18.392	17	R.YAMANAKA	1'41.917	1'42.036 (18)
18	I.ORTOLÁ	28.426	N.DETTWILER	28.947	J.KELSO	26.259	K.TOBA	18.394	18	M.BERTELLE	1'41.944	1'42.030 (17)
19	T.FURUSATO	28.428	X.ARTIGAS	28.963	D.SALVADOR	26.279	I.ORTOLÁ	18.426	19	D.SALVADOR	1'42.086	1'42.250 (19)
20	A.AZMAN	28.467	S.AZMAN	28.973	D.MOREIRA	26.287	J.KELSO	18.463	20	K.TOBA	1'42.244	1'42.254 (20)
21	J.WHATLEY	28.475	T.BUASRI	28.991	R.YAMANAKA	26.332	M.BERTELLE	18.467	21	I.ORTOLÁ	1'42.247	1'42.426 (21)
22	L.FELLON	28.481	S.NEPA	28.994	J.WHATLEY	26.383	J.WHATLEY	18.478	22	J.WHATLEY	1'42.271	1'42.564 (22)
23	S.NEPA	28.493	T.FURUSATO	29.041	F.FARIOLI	26.386	S.AZMAN	18.541	23	L.FELLON	1'42.517	1'42.932 (26)
24	X.ARTIGAS	28.528	L.FELLON	29.089	L.FELLON	26.390	L.FELLON	18.557	24	S.AZMAN	1'42.524	1'42.674 (24)

These data/results cannot be reproduced, stored and/or transmitted in whole or in part by any manner of electronic, mechanical, photocopying, recording, broadcasting or otherwise now known or herein after developed without the previous express consent by the copyright owner, except for reproduction in daily press and regular printed publications on sale to the public within 60 days of the event related to those data/results and always provided that copyright symbol appears together as follows below.

© DORNA, 2023

Official MotoGP Timing by TISSOT
www.motogp.com





4348 m.

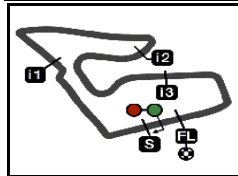
CryptoDATA MOTORRAD GRAND PRIX VON ÖSTERREICH**Practice Nr. 3****Best Partial Times****Moto3™***IT* Ideal Lap Time, sum of the best partial times*BT* Best Lap Time

T1		T2		T3		T4				<i>IT</i>	<i>BT</i>	
<i>Pos</i>	<i>Rider</i>	<i>Time</i>	<i>Rider</i>	<i>Time</i>	<i>Rider</i>	<i>Time</i>	<i>Rider</i>	<i>Time</i>	<i>Pos</i>	<i>Rider</i>		
25	M.AJI	28.539	K.TOBA	29.117	M.AJI	26.439	A.CARRASCO	18.564	25	X.ARTIGAS	1'42.562	1'42.652 (23)
26	K.TOBA	28.540	F.FARIOLI	29.118	X.ARTIGAS	26.481	F.FARIOLI	18.581	26	F.FARIOLI	1'42.667	1'42.918 (25)
27	N.DETTWILER	28.573	I.ORTOLÁ	29.136	A.CARRASCO	26.492	X.ARTIGAS	18.590	27	N.DETTWILER	1'42.793	1'42.940 (27)
28	F.FARIOLI	28.582	D.SALVADOR	29.147	S.AZMAN	26.543	M.AJI	18.594	28	M.AJI	1'42.870	1'43.143 (29)
29	A.CARRASCO	28.762	A.CARRASCO	29.228	T.BUASRI	26.578	N.DETTWILER	18.666	29	A.CARRASCO	1'43.046	1'43.100 (28)
30	T.BUASRI	28.917	M.AJI	29.298	N.DETTWILER	26.607	T.BUASRI	18.711	30	T.BUASRI	1'43.197	1'43.335 (30)

These data/results cannot be reproduced, stored and/or transmitted in whole or in part by any manner of electronic, mechanical, photocopying, recording, broadcasting or otherwise now known or herein after developed without the previous express consent by the copyright owner, except for reproduction in daily press and regular printed publications on sale to the public within 60 days of the event related to those data/results and always provided that copyright symbol appears together as follows below.
© DORNA, 2023

Official MotoGP Timing by **TISSOT**
www.motogp.com





4348 m.

CryptoDATA MOTORRAD GRAND PRIX VON ÖSTERREICH

Practice Nr. 3

Fastest Laps Sequence

<i>Practice Time</i>	 <i>Rider</i>	<i>Nation</i>	<i>Motorcycle</i>	<i>Time</i>	<i>Km/h</i>	<i>Rider's Lap</i>
3'39.396	71 Ayumu SASAKI	JPN	HUSQVARNA	1'43.796	150.8	2
3'41.291	80 David ALONSO	COL	GASGAS	1'43.268	151.5	2
5'22.412	71 Ayumu SASAKI	JPN	HUSQVARNA	1'43.016	151.9	3
5'23.945	80 David ALONSO	COL	GASGAS	1'42.654	152.4	3
5'27.227	96 Daniel HOLGADO	SPA	KTM	1'42.606	152.5	3
7'06.079	80 David ALONSO	COL	GASGAS	1'42.134	153.2	4
8'47.967	80 David ALONSO	COL	GASGAS	1'41.888	153.6	5
16'05.580	5 Jaume MASIA	SPA	HONDA	1'41.512	154.1	7
17'47.042	5 Jaume MASIA	SPA	HONDA	1'41.462	154.2	8
24'59.051	53 Deniz ÖNCÜ	TUR	KTM	1'41.379	154.3	11
28'33.534	5 Jaume MASIA	SPA	HONDA	1'41.197	154.6	12

These data/results cannot be reproduced, stored and/or transmitted in whole or in part by any manner of electronic, mechanical, photocopying, recording, broadcasting or otherwise now known or herein after developed without the previous express consent by the copyright owner, except for reproduction in daily press and regular printed publications on sale to the public within 60 days of the event related to those data/results and always provided that copyright symbol appears together as follows below.

© DORNA, 2023

Official MotoGP Timing by TISSOT
www.motogp.com

Spielberg, Saturday, August 19, 2023

