


4348 m.

CryptoDATA MOTORRAD GRAND PRIX VON ÖSTERREICH**Qualifying Nr. 1****Classification****17**

	Rider	Nation	Team	Motorcycle	Time	Lap	Total	Gap	Top Speed
1	43 Jack MILLER	AUS	Red Bull KTM Factory Racing	KTM	1'28.831	8	9		311.6
2	10 Luca MARINI	ITA	Mooney VR46 Racing Team	DUCATI	1'29.120	8	9	0.289 0.289	311.6
3	44 Po ESPARGARO	SPA	GASGAS Factory Racing Tech3	KTM	1'29.295	3	8	0.464 0.175	314.4
4	23 Enea BASTIANINI	ITA	Ducati Lenovo Team	DUCATI	1'29.365	8	8	0.534 0.070	313.0
5	21 Franco MORBIDELLI	ITA	Monster Energy Yamaha MotoGP	YAMAHA	1'29.446	3	8	0.615 0.081	315.7
6	36 Joan MIR	SPA	Repsol Honda Team	HONDA	1'29.454	8	9	0.623 0.008	309.0
7	25 Raul FERNANDEZ	SPA	CryptoDATA RNF MotoGP Team	APRILIA	1'29.476	8	8	0.645 0.022	310.3
8	93 Marc MARQUEZ	SPA	Repsol Honda Team	HONDA	1'29.479	6	8	0.648 0.003	310.3
9	30 Takaaki NAKAGAMI	JPN	LCR Honda IDEMITSU	HONDA	1'29.508	6	8	0.677 0.029	313.0
10	49 Fabio DI GIANNANTONIO	ITA	Gresini Racing MotoGP	DUCATI	1'29.681	3	7	0.850 0.173	309.0
11	27 Iker LECUONA	SPA	LCR Honda CASTROL	HONDA	1'29.751	6	8	0.920 0.070	310.3
12	37 Augusto FERNANDEZ	SPA	GASGAS Factory Racing Tech3	KTM	1'29.769	8	9	0.938 0.018	310.3
13	32 Lorenzo SAVADORI	ITA	Aprilia Racing	APRILIA	1'29.962	7	8	1.131 0.193	313.0

Practice condition: Dry

Air: 23°

Humidity: 75%

Ground: 26°

Fastest Lap:	Lap: 8	Jack MILLER	1'28.831	176.2 Km/h
Best Race Lap:	2022	Jorge MARTIN	1'29.854	174.2 Km/h
All Time Lap Record:	2023	Marco BEZZECCHI	1'28.533	176.8 Km/h

The results are provisional until the end of the limit for protest and appeals.

Time limit for protest expires 30' after publication of the results - Time:

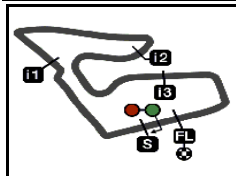
These data/results cannot be reproduced, stored and/or transmitted in whole or in part by any manner of electronic, mechanical, photocopying, recording, broadcasting or otherwise now known or herein after developed without the previous express consent by the copyright owner, except for reproduction in daily press and regular printed publications on sale to the public within 60 days of the event related to those data/results and always provided that copyright symbol appears together as follows below.

© DORNA, 2023

Official MotoGP Timing by TISSOT

www.motogp.com

Spielberg, Saturday, August 19, 2023



4348 m.

CryptoDATA MOTORRAD GRAND PRIX VON ÖSTERREICH**Qualifying Nr. 1****Top Speed & Average****18**

<i>Rider</i>	<i>Nation</i>	<i>Motorcycle</i>	<i>Top 5 speeds</i>					<i>Average</i>	<i>Top</i>
21 Franco MORBIDELLI	ITA	YAMAHA	315.7	313.0	310.3	310.3	309.0	311.7	315.7
44 Poi ESPARGARO	SPA	KTM	314.4	314.4	314.4	313.0	313.0	313.8	314.4
23 Enea BASTIANINI	ITA	DUCATI	313.0	311.6	311.6	311.6	310.3	311.4	313.0
30 Takaaki NAKAGAMI	JPN	HONDA	313.0	311.6	309.0	307.6	307.6	309.8	313.0
32 Lorenzo SAVADORI	ITA	APRILIA	313.0	311.6	311.6	310.3	310.3	311.4	313.0
10 Luca MARINI	ITA	DUCATI	311.6	311.6	311.6	311.6	310.3	311.2	311.6
43 Jack MILLER	AUS	KTM	311.6	311.6	311.6	309.0	309.0	310.3	311.6
25 Raul FERNANDEZ	SPA	APRILIA	310.3	310.3	310.3	310.3	310.3	310.3	310.3
27 Iker LECUONA	SPA	HONDA	310.3	307.6	307.6	306.3	306.3	307.6	310.3
37 Augusto FERNANDEZ	SPA	KTM	310.3	310.3	309.0	307.6	307.6	308.7	310.3
93 Marc MARQUEZ	SPA	HONDA	310.3	310.3	310.3	309.0	309.0	309.8	310.3
36 Joan MIR	SPA	HONDA	309.0	309.0	309.0	309.0	306.3	307.8	309.0
49 Fabio DI GIANNANTONIO	ITA	DUCATI	309.0	306.3	306.3	306.3	305.0	306.6	309.0

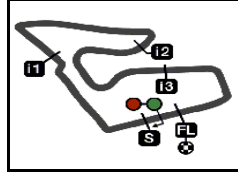
These data/results cannot be reproduced, stored and/or transmitted in whole or in part by any manner of electronic, mechanical, photocopying, recording, broadcasting or otherwise now known or herein after developed without the previous express consent by the copyright owner, except for reproduction in daily press and regular printed publications on sale to the public within 60 days of the event related to those data/results and always provided that copyright symbol appears together as follows below.

© DORNA, 2023

Official MotoGP Timing by TISSOT
www.motogp.com



Spielberg, Saturday, August 19, 2023



4348 m.

CryptoDATA MOTORRAD GRAND PRIX VON ÖSTERREICH

Qualifying Nr. 1

Chronological Analysis of Performances

19

* Lap / Sector time cancelled

T1 Time from finish line to 1st intermediate

T3 Time from 2nd intermed. to 3rd intermed.

P Crossing the finish line in pit lane

T2 Time from 1st intermed. to 2nd intermed.

T4 Time from 3rd intermediate to finish line

**Tyre data subject to further updates

Lap	Lap Time	T1	T2	T3	T4	Speed	Lap	Lap Time	T1	T2	T3	T4	Speed
1st	43	Jack MILLER		KTM		AUS	5	4'52.052	17.251	25.571	24.192	16.667	
		Red Bull KTM Factory Racing					6	1'29.318 *	24.476	24.895	23.626*	16.321	314.4
		Runs=2	Total laps=9	Full laps=5	Valid laps=4		7	1'29.164 *	24.434*	24.786	23.578	16.366	314.4
<i>Run #</i>	<i>1</i>	<i>Front Tyre</i>	<i>Slick-Hard</i>	<i>Rear Tyre</i>	<i>Slick-Soft</i>		8	1'29.547	24.292	24.938	23.918	16.399	314.4
		New Tyre		New Tyre									
1	2'02.180	18.590	26.417	28.309	28.250								
2	1'34.330	25.170	25.697	25.562	17.901	309.0							
3	1'32.326 *	24.485*	26.857	24.296	16.688	309.0							
4	1'29.123	24.274	24.737	23.708	16.404	311.6							
5	1'38.842 P	25.216*	26.606	24.695	22.325	307.6							
<i>Run #</i>	<i>2</i>	<i>Front Tyre</i>	<i>Slick-Hard</i>	<i>Rear Tyre</i>	<i>Slick-Soft</i>								
		5 Laps at start		New Tyre									
6	3'21.171	18.266	26.353	24.889	26.932								
7	1'36.623	25.003	30.190	24.070	17.360	309.0							
8	1'28.831	24.296	24.641	23.556	16.338	311.6							
9	1'42.669 P	27.382	26.308	25.856	23.123	311.6							
2nd	10	Luca MARINI		DUCATI		ITA							
		Mooney VR46 Racing Team											
		Runs=2	Total laps=9	Full laps=6	Valid laps=5								
<i>Run #</i>	<i>1</i>	<i>Front Tyre</i>	<i>Slick-Hard</i>	<i>Rear Tyre</i>	<i>Slick-Soft</i>								
		New Tyre		New Tyre									
1	1'39.076	17.452	25.905	24.680	16.779								
2	1'29.938	24.543	24.880	24.063	16.452	309.0							
3	1'29.441	24.459	24.756	23.864	16.362	310.3							
4	1'29.380	24.377	24.877	23.775	16.351	311.6							
5	1'48.091 P	29.022	27.179	27.102	24.788	310.3							
<i>Run #</i>	<i>2</i>	<i>Front Tyre</i>	<i>Slick-Hard</i>	<i>Rear Tyre</i>	<i>Slick-Soft</i>								
		5 Laps at start		New Tyre									
6	3'17.412	17.141	25.351	24.283	16.489								
7	1'29.378	24.495	24.754	23.811	16.318	311.6							
8	1'29.120	24.354	24.759	23.743	16.264	311.6							
9	1'31.444 *	25.187*	25.608	24.208	16.441	311.6							
3rd	44	Poi ESPARGARO		KTM		SPA							
		GASGAS Factory Racing Tech3											
		Runs=2	Total laps=8	Full laps=5	Valid laps=3								
<i>Run #</i>	<i>1</i>	<i>Front Tyre</i>	<i>Slick-Hard</i>	<i>Rear Tyre</i>	<i>Slick-Soft</i>								
		New Tyre		New Tyre									
1	1'41.195	18.481	26.211	24.683	16.751								
2	1'29.924	24.603	24.802	23.932	16.587	311.6							
3	1'29.295	24.453	24.743	23.752	16.347	313.0							
4	1'41.530 P	27.560*	26.968	24.821	22.181	313.0							
<i>Run #</i>	<i>2</i>	<i>Front Tyre</i>	<i>Slick-Hard</i>	<i>Rear Tyre</i>	<i>Slick-Soft</i>								
		4 Laps at start		New Tyre									
5	1'41.195	18.481	26.211	24.683	16.751								
6	1'29.924	24.603	24.802	23.932	16.587	311.6							
7	1'29.295	24.453	24.743	23.752	16.347	313.0							
8	1'41.530 P	27.560*	26.968	24.821	22.181	313.0							
4th	23	Enea BASTIANINI		DUCATI		ITA							
		Ducati Lenovo Team											
		Runs=2	Total laps=8	Full laps=5	Valid laps=4								
<i>Run #</i>	<i>1</i>	<i>Front Tyre</i>	<i>Slick-Hard</i>	<i>Rear Tyre</i>	<i>Slick-Soft</i>								
		New Tyre		New Tyre									
1	2'13.808	18.418	25.896	24.613	16.671								
2	1'29.966	24.622	24.972	23.982	16.390	310.3							
3	1'29.684	24.605	24.846	23.854	16.379	311.6							
4	1'37.936 P	24.509	25.455	24.790	23.182	313.0							
<i>Run #</i>	<i>2</i>	<i>Front Tyre</i>	<i>Slick-Hard</i>	<i>Rear Tyre</i>	<i>Slick-Soft</i>								
		4 Laps at start		New Tyre									
5	4'45.002	18.364	25.854	25.473	26.244								
6	1'35.806 *	27.921*	27.037	24.180	16.668	310.3							
7	1'29.600	24.494	24.891	23.843	16.372	311.6							
8	1'29.365	24.462	24.756	23.829	16.318	311.6							
5th	21	Franco MORBIDELLI		YAMAHA		ITA							
		Monster Energy Yamaha MotoGP											
		Runs=2	Total laps=8	Full laps=5	Valid laps=5								
<i>Run #</i>	<i>1</i>	<i>Front Tyre</i>	<i>Slick-Hard</i>	<i>Rear Tyre</i>	<i>Slick-Soft</i>								
		New Tyre		New Tyre									
1	1'39.839	18.040	25.699	24.346	16.734								
2	1'29.989	24.722	24.945	23.894	16.428	307.6							
3	1'29.446	24.533	24.854	23.748	16.311	309.0							
4	1'41.855 P	25.373*	27.947	25.624	22.911	313.0							
<i>Run #</i>	<i>2</i>	<i>Front Tyre</i>	<i>Slick-Hard</i>	<i>Rear Tyre</i>	<i>Slick-Soft</i>								
		4 Laps at start		New Tyre									
5	4'54.314	17.489	26.114	24.096	16.796								
6	1'29.960	24.762	24.999	23.789	16.410	315.7							
7	1'33.778	27.935	25.361	23.955	16.527	310.3							
8	1'29.814	24.741	24.972	23.683	16.418	310.3							
6th	36	Joan MIR		HONDA		SPA							
		Repsol Honda Team											
		Runs=2	Total laps=9	Full laps=6	Valid laps=6								
<i>Run #</i>	<i>1</i>	<i>Front Tyre</i>	<i>Slick-Hard</i>	<i>Rear Tyre</i>	<i>Slick-Soft</i>								
		New Tyre		New Tyre									
1	1'57.823	18.833	25.803	24.485	16.859								
2	1'30.797	24.791	25.202	24.179	16.625	309.0							
3	1'29.878	24.628	24.869	23.846	16.535	309.0							
4	1'39.674 P	24.545	26.730	24.763	23.636	309.0							

Fastest Lap: Jack MILLER Red Bull KTM Factory AUS **1'28.831** 24.296 24.641 23.556 16.338

These data/results cannot be reproduced, stored and/or transmitted in whole or in part by any manner of electronic, mechanical, photocopying, recording, broadcasting or otherwise now known or herein after developed without the previous express consent by the copyright owner, except for reproduction in daily press and regular printed publications on sale to the public within 60 days of the event related to those data/results and always provided that copyright symbol appears together as follows below.
© DORNA, 2023



Qualifying Nr. 1

MotoGP

Lap	Lap Time	T1	T2	T3	T4	Speed	Lap	Lap Time	T1	T2	T3	T4	Speed
Run # 2	Front Tyre Slick-Hard	Rear Tyre Slick-Soft		New Tyre									
4 Laps at start													
5	3'40.241	18.541	25.526	24.153	16.567								
6	1'29.662	24.411	24.949	23.862	16.440	306.3							
7	1'30.395	24.340	24.870	24.650	16.535	306.3							
8	1'29.454	24.319	24.850	23.887	16.398	306.3							
9	1'39.372	29.835	26.237	26.122	17.178	309.0							
7th	25	Raul FERNANDEZ		APRILIA	SPA								
CryptoDATA RNF MotoGP Team													
Runs=2 Total laps=8 Full laps=5 Valid laps=4													
Run # 1	Front Tyre Slick-Hard	Rear Tyre Slick-Soft		New Tyre									
4 Laps at start													
1	1'53.437	18.603	26.142	24.611	16.822								
2	1'30.444	24.688	25.053	24.136	16.567	310.3							
3	1'29.776	24.509	25.011	23.885	16.371	310.3							
4	1'46.691 P	31.885*	26.433	24.770	23.603	310.3							
8th	93	Marc MARQUEZ		HONDA	SPA								
Repsol Honda Team													
Runs=2 Total laps=8 Full laps=5 Valid laps=4													
Run # 1	Front Tyre Slick-Hard	Rear Tyre Slick-Soft		New Tyre									
4 Laps at start													
1	2'07.075	18.193	26.813	25.348	17.004								
2	1'30.847	24.782	25.147	24.301	16.617	309.0							
3	1'29.701	24.456	24.912	23.907	16.426	310.3							
4	1'44.643 P	28.136*	28.858	25.227	22.422	309.0							
9th	30	Takaaki NAKAGAMI		HONDA	JPN								
LCR Honda IDEMITSU													
Runs=2 Total laps=8 Full laps=5 Valid laps=4													
Run # 1	Front Tyre Slick-Hard	Rear Tyre Slick-Soft		New Tyre									
4 Laps at start													
1	1'52.324	19.968	27.131	25.407	16.993								
2	1'30.808	24.711	25.249	24.271	16.577	305.0							
3	1'29.766	24.441	25.020	23.895	16.410	307.6							
4	1'43.188 P	28.811	27.430	25.017	21.930	307.6							
10th	49	Fabio DI GIANNANTONI		DUCATI	ITA								
Gresini Racing MotoGP													
Runs=2 Total laps=7 Full laps=4 Valid laps=4													
Run # 1	Front Tyre Slick-Hard	Rear Tyre Slick-Soft		New Tyre									
4 Laps at start													
1	1'56.928	19.274	26.621	24.855	16.977								
2	1'30.852	24.921	25.241	24.011	16.679	306.3							
3	1'29.681	24.529	24.943	23.770	16.439	306.3							
4	1'43.629 P	24.477	27.007	28.148	23.997	309.0							
11th	27	Iker LECUONA		HONDA	SPA								
LCR Honda CASTROL													
Runs=2 Total laps=8 Full laps=5 Valid laps=4													
Run # 1	Front Tyre Slick-Hard	Rear Tyre Slick-Soft		New Tyre									
4 Laps at start													
1	1'54.233	19.296	26.489	27.130	22.810								
2	1'30.384	24.884	25.182	23.822	16.496	305.0							
3	1'29.843	24.584	25.103	23.703	16.453	306.3							
4	1'38.206 P	25.437*	26.281	24.438	22.050	306.3							
12th	37	Augusto FERNANDEZ		KTM	SPA								
GASGAS Factory Racing Tech3													
Runs=2 Total laps=9 Full laps=6 Valid laps=6													
Run # 1	Front Tyre Slick-Soft	Rear Tyre Slick-Soft		New Tyre									
5 Laps at start													
1	1'59.514	18.549	26.604	27.641	27.986								
2	1'34.997	25.330	26.079	25.189	18.399	307.6							
3	1'30.004	24.634	25.136	23.804	16.430	307.6							
4	1'29.773	24.482	24.978	23.802	16.511	307.6							
5	1'42.951 P	27.050*	28.951	24.416	22.534	306.3							
13th	32	Lorenzo SAVADORI		APRILIA	ITA								
Aprilia Racing													
Runs=2 Total laps=8 Full laps=5 Valid laps=4													
Run # 1	Front Tyre Slick-Hard	Rear Tyre Slick-Soft		New Tyre									
4 Laps at start													
1	1'58.305	18.875	32.207	30.229	18.251								
2	1'40.046	25.302	25.604	26.285	22.855	310.3							
3	1'31.028	25.298	25.355	23.867	16.508	293.8							

Fastest Lap: Jack MILLER Red Bull KTM Factory AUS **1'28.831** 24.296 24.641 23.556 16.338

These data/results cannot be reproduced, stored and/or transmitted in whole or in part by any manner of electronic, mechanical, photocopying, recording, broadcasting or otherwise now known or herein after developed without the previous express consent by the copyright owner, except for reproduction in daily press and regular printed publications on sale to the public within 60 days of the event related to those data/results and always provided that copyright symbol appears together as follows below.
© DORNA, 2023

Official MotoGP Timing by TISSOT
www.motogp.com

Spielberg, Saturday, August 19, 2023

Page 2 of 3



Qualifying Nr. 1

MotoGP

Lap	Lap Time		T1	T2	T3	T4	Speed	Lap	Lap Time		T1	T2	T3	T4	Speed
4	1'39.363	P	25.214*	26.301	25.146	22.702	311.6								
Run #	2	Front Tyre	Slick-Hard		Rear Tyre		Slick-Soft								
			4 Laps at start				New Tyre								
5	4'51.468		18.744	26.514	24.806	28.891									
6	1'34.715		24.731	25.320	27.044	17.620	313.0								
7	1'29.962		24.558	25.293	23.708	16.403	311.6								
8	1'30.371	*	24.771	25.066	23.853	16.681*	310.3								

Fastest Lap: Jack MILLER	Red Bull KTM Factory	AUS	1'28.831	24.296	24.641	23.556	16.338
---------------------------------	----------------------	-----	-----------------	--------	--------	--------	--------

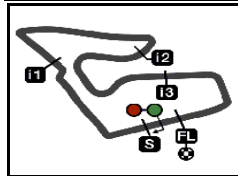
These data/results cannot be reproduced, stored and/or transmitted in whole or in part by any manner of electronic, mechanical, photocopying, recording, broadcasting or otherwise now known or herein after developed without the previous express consent by the copyright owner, except for reproduction in daily press and regular printed publications on sale to the public within 60 days of the event related to those data/results and always provided that copyright symbol appears together as follows below.
© DORNA, 2023

Official MotoGP Timing by TISSOT
www.motogp.com

Spielberg, Saturday, August 19, 2023

Page 3 of 3





4348 m.

CryptoDATA MOTORRAD GRAND PRIX VON ÖSTERREICH

After the Qualifying Nr. 1

Event Best Maximum Speed

Rider	Nation	Team	Motorcycle	Km/h	
33 Brad BINDER	RSA	Red Bull KTM Factory Racing	KTM	315.7	Free Practice Nr. 2
72 Marco BEZZECCHI	ITA	Mooney VR46 Racing Team	DUCATI	315.7	Free Practice Nr. 2
21 Franco MORBIDELLI	ITA	Monster Energy Yamaha MotoGP	YAMAHA	315.7	Qualifying Nr. 1
32 Lorenzo SAVADORI	ITA	Aprilia Racing	APRILIA	315.7	Practice
1 Francesco BAGNAIA	ITA	Ducati Lenovo Team	DUCATI	315.7	Practice
44 PoI ESPARGARO	SPA	GASGAS Factory Racing Tech3	KTM	314.4	Qualifying Nr. 1
10 Luca MARINI	ITA	Mooney VR46 Racing Team	DUCATI	313.0	Practice
12 Maverick VIÑALES	SPA	Aprilia Racing	APRILIA	313.0	Free Practice Nr. 2
73 Alex MARQUEZ	SPA	Gresini Racing MotoGP	DUCATI	313.0	Free Practice Nr. 2
5 Johann ZARCO	FRA	Prima Pramac Racing	DUCATI	313.0	Free Practice Nr. 2
23 Enea BASTIANINI	ITA	Ducati Lenovo Team	DUCATI	313.0	Qualifying Nr. 1
30 Takaaki NAKAGAMI	JPN	LCR Honda IDEMITSU	HONDA	313.0	Qualifying Nr. 1
37 Augusto FERNANDEZ	SPA	GASGAS Factory Racing Tech3	KTM	311.6	Practice
41 Aleix ESPARGARO	SPA	Aprilia Racing	APRILIA	311.6	Practice
43 Jack MILLER	AUS	Red Bull KTM Factory Racing	KTM	311.6	Qualifying Nr. 1
88 Miguel OLIVEIRA	POR	CryptoDATA RNF MotoGP Team	APRILIA	311.6	Free Practice Nr. 2
89 Jorge MARTIN	SPA	Prima Pramac Racing	DUCATI	311.6	Practice
93 Marc MARQUEZ	SPA	Repsol Honda Team	HONDA	310.3	Qualifying Nr. 1
27 Iker LECUONA	SPA	LCR Honda CASTROL	HONDA	310.3	Qualifying Nr. 1
25 Raul FERNANDEZ	SPA	CryptoDATA RNF MotoGP Team	APRILIA	310.3	Qualifying Nr. 1
49 Fabio DI GIANNANTONIO	ITA	Gresini Racing MotoGP	DUCATI	310.3	Free Practice Nr. 2
20 Fabio QUARTARARO	FRA	Monster Energy Yamaha MotoGP	YAMAHA	309.0	Free Practice Nr. 2
36 Joan MIR	SPA	Repsol Honda Team	HONDA	309.0	Qualifying Nr. 1

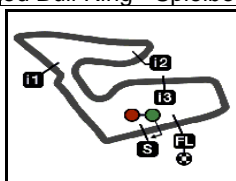
These data/results cannot be reproduced, stored and/or transmitted in whole or in part by any manner of electronic, mechanical, photocopying, recording, broadcasting or otherwise now known or herein after developed without the previous express consent by the copyright owner, except for reproduction in daily press and regular printed publications on sale to the public within 60 days of the event related to those data/results and always provided that copyright symbol appears together as follows below.

© DORNA, 2023

Official MotoGP Timing by TISSOT
www.motogp.com

Spielberg, Saturday, August 19, 2023





4348 m.

CryptoDATA MOTORRAD GRAND PRIX VON ÖSTERREICH

Qualifying Nr. 1

Best Partial Times

MotoGP™

IT Ideal Lap Time, sum of the best partial times

BT Best Lap Time

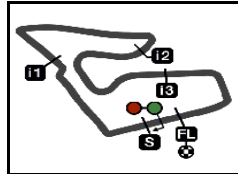
T1		T2		T3		T4				IT	BT	
Pos	Rider	Time	Rider	Time	Rider	Time	Rider	Time	Pos	Rider	IT	BT
1	J.MILLER	24.274	J.MILLER	24.641	J.MILLER	23.556	L.MARINI	16.264	1	J.MILLER	1'28.809	1'28.831 (1)
2	P.ESPARGARO	24.292	P.ESPARGARO	24.743	P.ESPARGARO	23.578	T.NAKAGAMI	16.309	2	P.ESPARGAR	1'28.934	1'29.295 (3)
3	J.MIR	24.319	L.MARINI	24.754	A.FERNANDEZ	23.664	F.MORBIDELLI	16.311	3	L.MARINI	1'29.115	1'29.120 (2)
4	M.MARQUEZ	24.349	E.BASTIANINI	24.756	F.MORBIDELLI	23.683	E.BASTIANINI	16.318	4	M.MARQUEZ	1'29.316	1'29.479 (8)
5	L.MARINI	24.354	T.NAKAGAMI	24.847	M.MARQUEZ	23.698	P.ESPARGARO	16.321	5	T.NAKAGAMI	1'29.344	1'29.508 (9)
6	T.NAKAGAMI	24.441	J.MIR	24.850	I.LECUONA	23.703	R.FERNANDEZ	16.331	6	E.BASTIANINI	1'29.365	1'29.365 (4)
7	E.BASTIANINI	24.462	F.MORBIDELLI	24.854	L.SAVADORI	23.708	J.MILLER	16.338	7	F.MORBIDELLI	1'29.381	1'29.446 (5)
8	F.DI GIANNANTO	24.477	R.FERNANDEZ	24.864	L.MARINI	23.743	I.LECUONA	16.365	8	J.MIR	1'29.413	1'29.454 (6)
9	A.FERNANDEZ	24.482	M.MARQUEZ	24.891	T.NAKAGAMI	23.747	F.DI GIANNANTO	16.369	9	R.FERNANDEZ	1'29.467	1'29.476 (7)
10	R.FERNANDEZ	24.487	F.DI GIANNANTO	24.931	F.DI GIANNANTO	23.770	M.MARQUEZ	16.378	10	A.FERNANDEZ	1'29.525	1'29.769 (12)
11	F.MORBIDELLI	24.533	I.LECUONA	24.975	R.FERNANDEZ	23.785	J.MIR	16.398	11	F.DI GIANNAN	1'29.547	1'29.681 (10)
12	L.SAVADORI	24.558	A.FERNANDEZ	24.978	E.BASTIANINI	23.829	A.FERNANDEZ	16.401	12	I.LECUONA	1'29.627	1'29.751 (11)
13	I.LECUONA	24.584	L.SAVADORI	25.066	J.MIR	23.846	L.SAVADORI	16.403	13	L.SAVADORI	1'29.735	1'29.962 (13)

These data/results cannot be reproduced, stored and/or transmitted in whole or in part by any manner of electronic, mechanical, photocopying, recording, broadcasting or otherwise now known or herein after developed without the previous express consent by the copyright owner, except for reproduction in daily press and regular printed publications on sale to the public within 60 days of the event related to those data/results and always provided that copyright symbol appears together as follows below.

© DORNA, 2023


Official MotoGP Timing by **TISSOT**
www.motogp.com





4348 m.

CryptoDATA MOTORRAD GRAND PRIX VON ÖSTERREICH**Qualifying Nr. 1****Fastest Laps Sequence**

<i>Practice Time</i>	 <i>Rider</i>	<i>Nation</i>	<i>Motorcycle</i>	<i>Time</i>	<i>Km/h</i>	<i>Rider's Lap</i>
3'09.014	10 Luca MARINI	ITA	DUCATI	1'29.938	174.0	2
3'11.119	44 PoI ESPARGARO	SPA	KTM	1'29.924	174.0	2
4'38.455	10 Luca MARINI	ITA	DUCATI	1'29.441	175.0	3
4'40.414	44 PoI ESPARGARO	SPA	KTM	1'29.295	175.2	3
6'37.959	43 Jack MILLER	AUS	KTM	1'29.123	175.6	4
14'11.836	10 Luca MARINI	ITA	DUCATI	1'29.120	175.6	8
14'43.426	43 Jack MILLER	AUS	KTM	1'28.831	176.2	8

These data/results cannot be reproduced, stored and/or transmitted in whole or in part by any manner of electronic, mechanical, photocopying, recording, broadcasting or otherwise now known or herein after developed without the previous express consent by the copyright owner, except for reproduction in daily press and regular printed publications on sale to the public within 60 days of the event related to those data/results and always provided that copyright symbol appears together as follows below.

© DORNA, 2023

Official MotoGP Timing by **TISSOT**
www.motogp.com

Spielberg, Saturday, August 19, 2023

