


4348 m.

CryptoDATA MOTORRAD GRAND PRIX VON ÖSTERREICH

Warm Up

Classification

25

		Rider	Nation	Team	Motorcycle	Time	Lap	Total	Gap	Top Speed
1	23	Enea BASTIANINI	ITA	Ducati Lenovo Team	DUCATI	1'29.517	5	7		315.7
2	20	Fabio QUARTARARO	FRA	Monster Energy Yamaha MotoGP	YAMAHA	1'29.630	7	7	0.113 0.113	305.0
3	73	Alex MARQUEZ	SPA	Gresini Racing MotoGP	DUCATI	1'29.772	6	7	0.255 0.142	310.3
4	12	Maverick VIÑALES	SPA	Aprilia Racing	APRILIA	1'29.872	7	7	0.355 0.100	309.0
5	41	Aleix ESPARGARO	SPA	Aprilia Racing	APRILIA	1'29.883	6	7	0.366 0.011	311.6
6	21	Franco MORBIDELLI	ITA	Monster Energy Yamaha MotoGP	YAMAHA	1'29.912	6	7	0.395 0.029	309.0
7	33	Brad BINDER	RSA	Red Bull KTM Factory Racing	KTM	1'29.929	7	7	0.412 0.017	311.6
8	88	Miguel OLIVEIRA	POR	CryptoDATA RNF MotoGP Team	APRILIA	1'30.014	6	7	0.497 0.085	307.6
9	72	Marco BEZZECCHI	ITA	Mooney VR46 Racing Team	DUCATI	1'30.034	6	7	0.517 0.020	314.4
10	1	Francesco BAGNAIA	ITA	Ducati Lenovo Team	DUCATI	1'30.035	5	7	0.518 0.001	313.0
11	5	Johann ZARCO	FRA	Prima Pramac Racing	DUCATI	1'30.129	4	7	0.612 0.094	310.3
12	30	Takaaki NAKAGAMI	JPN	LCR Honda IDEMITSU	HONDA	1'30.316	5	7	0.799 0.187	307.6
13	43	Jack MILLER	AUS	Red Bull KTM Factory Racing	KTM	1'30.354	4	7	0.837 0.038	306.3
14	49	Fabio DI GIANNANTONIO	ITA	Gresini Racing MotoGP	DUCATI	1'30.372	5	7	0.855 0.018	307.6
15	27	Iker LECUONA	SPA	LCR Honda CASTROL	HONDA	1'30.524	6	7	1.007 0.152	313.0
16	10	Luca MARINI	ITA	Mooney VR46 Racing Team	DUCATI	1'30.565	6	7	1.048 0.041	313.0
17	25	Raul FERNANDEZ	SPA	CryptoDATA RNF MotoGP Team	APRILIA	1'30.568	7	7	1.051 0.003	305.0
18	36	Joan MIR	SPA	Repsol Honda Team	HONDA	1'30.662	4	7	1.145 0.094	309.0
19	44	Poi ESPARGARO	SPA	GASGAS Factory Racing Tech3	KTM	1'30.713	6	7	1.196 0.051	310.3
20	37	Augusto FERNANDEZ	SPA	GASGAS Factory Racing Tech3	KTM	1'30.723	6	7	1.206 0.010	310.3
21	32	Lorenzo SAVADORI	ITA	Aprilia Racing	APRILIA	1'30.782	7	7	1.265 0.059	307.6
22	93	Marc MARQUEZ	SPA	Repsol Honda Team	HONDA	1'31.322	7	7	1.805 0.540	307.6
23	89	Jorge MARTIN	SPA	Prima Pramac Racing	DUCATI	1'33.708	5	5	4.191 2.386	310.3

Practice condition: Dry

Air: 23°

Humidity: 73%

Ground: 23°

Fastest Lap:	Lap: 5	Enea BASTIANINI	1'29.517	174.8 Km/h
Best Race Lap:	2022	Jorge MARTIN	1'29.854	174.2 Km/h
All Time Lap Record:	2023	Marco BEZZECCHI	1'28.533	176.8 Km/h

The results are provisional until the end of the limit for protest and appeals.

Time limit for protest expires 30' after publication of the results - Time:

These data/results cannot be reproduced, stored and/or transmitted in whole or in part by any manner of electronic, mechanical, photocopying, recording, broadcasting or otherwise now known or herein after developed without the previous express consent by the copyright owner, except for reproduction in daily press and regular printed publications on sale to the public within 60 days of the event related to those data/results and always provided that copyright symbol appears together as follows below.

© DORNA, 2023

Official MotoGP Timing by TISSOT

www.motogp.com

Spielberg, Sunday, August 20, 2023



CryptoDATA MOTORRAD GRAND PRIX VON ÖSTERREICH

Warm Up

Top Speed & Average

26



Rider	Nation	Motorcycle	Top 5 speeds					Average	Top
23 Enea BASTIANINI	ITA	DUCATI	315.7	314.4	314.4	313.0	311.6	313.8	315.7
72 Marco BEZZECCHI	ITA	DUCATI	314.4	313.0	313.0	313.0	311.6	312.8	314.4
1 Francesco BAGNAIA	ITA	DUCATI	313.0	313.0	311.6	311.6	310.3	311.9	313.0
10 Luca MARINI	ITA	DUCATI	313.0	311.6	310.3	310.3	309.0	310.8	313.0
27 Iker LECUONA	SPA	HONDA	313.0	307.6	306.3	306.3	305.0	307.2	313.0
33 Brad BINDER	RSA	KTM	311.6	310.3	310.3	309.0	309.0	310.0	311.6
41 Aleix ESPARGARO	SPA	APRILIA	311.6	309.0	309.0	307.6	306.3	308.3	311.6
5 Johann ZARCO	FRA	DUCATI	310.3	309.0	309.0	309.0	307.6	308.8	310.3
37 Augusto FERNANDEZ	SPA	KTM	310.3	310.3	307.6	307.6	307.6	308.7	310.3
44 Pol ESPARGARO	SPA	KTM	310.3	310.3	310.3	310.3	310.3	310.3	310.3
73 Alex MARQUEZ	SPA	DUCATI	310.3	310.3	309.0	307.6	307.6	308.7	310.3
89 Jorge MARTIN	SPA	DUCATI	310.3	307.6	306.3	305.0		307.3	310.3
12 Maverick VIÑALES	SPA	APRILIA	309.0	309.0	306.3	306.3	306.3	307.4	309.0
21 Franco MORBIDELLI	ITA	YAMAHA	309.0	307.6	307.6	306.3	306.3	307.4	309.0
36 Joan MIR	SPA	HONDA	309.0	306.3	306.3	305.0	305.0	306.1	309.0
30 Takaaki NAKAGAMI	JPN	HONDA	307.6	306.3	306.3	306.3	305.0	306.3	307.6
32 Lorenzo SAVADORI	ITA	APRILIA	307.6	306.3	306.3	306.3	306.3	306.6	307.6
49 Fabio DI GIANNANTONIO	ITA	DUCATI	307.6	307.6	306.3	306.3	305.0	306.3	307.6
88 Miguel OLIVEIRA	POR	APRILIA	307.6	307.6	306.3	306.3	305.0	306.6	307.6
93 Marc MARQUEZ	SPA	HONDA	307.6	307.6	307.6	306.3	305.0	306.8	307.6
43 Jack MILLER	AUS	KTM	306.3	306.3	306.3	306.3	305.0	305.9	306.3
20 Fabio QUARTARARO	FRA	YAMAHA	305.0	305.0	305.0	305.0	303.7	304.6	305.0
25 Raul FERNANDEZ	SPA	APRILIA	305.0	305.0	305.0	303.7	303.7	304.4	305.0

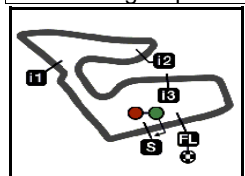
These data/results cannot be reproduced, stored and/or transmitted in whole or in part by any manner of electronic, mechanical, photocopying, recording, broadcasting or otherwise now known or herein after developed without the previous express consent by the copyright owner, except for reproduction in daily press and regular printed publications on sale to the public within 60 days of the event related to those data/results and always provided that copyright symbol appears together as follows below.

© DORNA, 2023

Official MotoGP Timing by TISSOT
www.motogp.com



Spielberg, Sunday, August 20, 2023



4348 m.

CryptoDATA MOTORRAD GRAND PRIX VON ÖSTERREICH

Warm Up

Chronological Analysis of Performances

27

* Lap / Sector time cancelled

T1 Time from finish line to 1st intermediate

T3 Time from 2nd intermed. to 3rd intermed.

P Crossing the finish line in pit lane

T2 Time from 1st intermed. to 2nd intermed.

T4 Time from 3rd intermediate to finish line

**Tyre data subject to further updates

Lap	Lap Time	T1	T2	T3	T4	Speed	Lap	Lap Time	T1	T2	T3	T4	Speed
1st	23	Enea BASTIANINI		DUCATI		ITA	3	1'30.475	24.766	25.187	23.970	16.552	306.3
		Ducati Lenovo Team					4	1'30.097	24.660	25.080	23.859	16.498	309.0
		Runs=1	Total laps=7	Full laps=6	Valid laps=5		5	1'29.959	24.592	25.038	23.895	16.434	306.3
<i>Run #</i>	<i>1</i>	<i>Front Tyre</i>	<i>Slick-Hard</i>	<i>Rear Tyre</i>	<i>Slick-Medium</i>		6	1'30.366	24.721	25.196	23.931	16.518	309.0
		8 Laps at start		New Tyre			7	1'29.872	24.546	25.049	23.875	16.402	306.3
1	1'56.835	18.801	26.587	24.393	17.070								
2	1'31.221	* 25.024*	25.478	24.233	16.486	309.0							
3	1'34.504	24.653	29.468	23.872	16.511	311.6							
4	1'29.706	24.581	24.988	23.628	16.509	314.4							
5	1'29.517	24.501	24.880	23.582	16.554	313.0							
6	1'30.321	24.973	25.036	23.816	16.496	315.7							
7	1'30.344	24.653	25.144	23.782	16.765	314.4							
2nd	20	Fabio QUARTARARO		YAMAHA		FRA	5th	41	Aleix ESPARGARO		APRILIA		SPA
		Monster Energy Yamaha MotoGP							Aprilia Racing				
		Runs=1	Total laps=7	Full laps=6	Valid laps=6				Runs=1	Total laps=7	Full laps=6	Valid laps=5	
<i>Run #</i>	<i>1</i>	<i>Front Tyre</i>	<i>Slick-Hard</i>	<i>Rear Tyre</i>	<i>Slick-Soft</i>		<i>Run #</i>	<i>1</i>	<i>Front Tyre</i>	<i>Slick-Hard</i>	<i>Rear Tyre</i>	<i>Slick-Medium</i>	
		14 Laps at start		New Tyre					13 Laps at start		New Tyre		
1	1'44.089	18.404	26.416	25.177	17.176		1	1'52.909	18.780	27.473	24.817	17.350	
2	1'30.707	25.122	25.059	24.057	16.469	305.0	2	1'31.854	* 25.294*	25.750	23.995	16.815	306.3
3	1'29.788	24.578	24.965	23.895	16.350	303.7	3	1'30.496	24.965	25.254	23.702	16.575	307.6
4	1'29.753	24.498	24.960	23.831	16.464	305.0	4	1'33.654	24.947	27.804	24.028	16.875	311.6
5	1'29.675	24.516	24.903	23.850	16.406	305.0	5	1'30.060	24.844	25.144	23.617	16.455	306.3
6	1'29.687	24.544	24.895	23.846	16.402	303.7	6	1'29.883	24.665	25.181	23.590	16.447	309.0
7	1'29.630	24.447	24.909	23.846	16.428	305.0	7	1'32.468	24.717	26.803	24.322	16.626	309.0
3rd	73	Alex MARQUEZ		DUCATI		SPA	6th	21	Franco MORBIDELLI		YAMAHA		ITA
		Gresini Racing MotoGP							Monster Energy Yamaha MotoGP				
		Runs=1	Total laps=7	Full laps=6	Valid laps=6				Runs=1	Total laps=7	Full laps=6	Valid laps=5	
<i>Run #</i>	<i>1</i>	<i>Front Tyre</i>	<i>Slick-Hard</i>	<i>Rear Tyre</i>	<i>Slick-Medium</i>		<i>Run #</i>	<i>1</i>	<i>Front Tyre</i>	<i>Slick-Hard</i>	<i>Rear Tyre</i>	<i>Slick-Medium</i>	
		8 Laps at start		New Tyre					8 Laps at start		7 Laps at start		
1	1'49.865	19.254	27.675	25.132	16.975		1	1'56.297	19.610	27.362	25.365	17.239	
2	1'32.009	25.597	25.663	24.091	16.658	307.6	2	1'31.725	* 25.356*	25.448	24.245	16.676	305.0
3	1'30.807	25.185	25.335	23.869	16.418	310.3	3	1'31.007	25.064	25.356	23.994	16.593	307.6
4	1'29.934	24.624	25.151	23.720	16.439	309.0	4	1'30.502	24.846	25.140	23.949	16.567	306.3
5	1'30.135	24.633	25.172	23.693	16.637	310.3	5	1'30.205	24.709	25.203	23.864	16.429	306.3
6	1'29.772	24.592	25.086	23.637	16.457	307.6	6	1'29.912	24.604	25.012	23.799	16.497	309.0
7	1'30.102	24.686	25.185	23.683	16.548	307.6	7	1'30.495	24.762	25.139	23.948	16.646	307.6
4th	12	Maverick VIÑALES		APRILIA		SPA	7th	33	Brad BINDER		KTM		RSA
		Aprilia Racing							Red Bull KTM Factory Racing				
		Runs=1	Total laps=7	Full laps=6	Valid laps=5				Runs=1	Total laps=7	Full laps=6	Valid laps=5	
<i>Run #</i>	<i>1</i>	<i>Front Tyre</i>	<i>Slick-Hard</i>	<i>Rear Tyre</i>	<i>Slick-Medium</i>		<i>Run #</i>	<i>1</i>	<i>Front Tyre</i>	<i>Slick-Hard</i>	<i>Rear Tyre</i>	<i>Slick-Soft</i>	
		4 Laps at start		New Tyre					8 Laps at start		4 Laps at start		
1	2'13.277	18.738	26.503	25.000	17.143		1	1'48.210	19.544	27.346	25.093	17.305	
2	1'32.291	* 25.898*	25.477	24.165	16.751	298.7	2	1'32.913	26.424	25.604	24.177	16.708	311.6
							3	1'30.231	24.750	25.167	23.867	16.447	309.0
							4	1'30.148	24.617	25.283	23.757	16.491	310.3
							5	1'30.834	24.574	25.380	24.376	16.504	310.3
							6	1'30.072	* 24.549	25.275	23.698*	16.550	307.6
							7	1'29.929	24.516	25.141	23.766	16.506	309.0

Fastest Lap: Enea BASTIANINI Ducati Lenovo Team ITA **1'29.517** 24.501 24.880 23.582 16.554

These data/results cannot be reproduced, stored and/or transmitted in whole or in part by any manner of electronic, mechanical, photocopying, recording, broadcasting or otherwise now known or herein after developed without the previous express consent by the copyright owner, except for reproduction in daily press and regular printed publications on sale to the public within 60 days of the event related to those data/results and always provided that copyright symbol appears together as follows below.
© DORNA, 2023



Warm Up

MotoGP

Lap	Lap Time	T1	T2	T3	T4	Speed	Lap	Lap Time	T1	T2	T3	T4	Speed	
8th	88	Miguel OLIVEIRA APRILIA POR						1	2'04.016	21.097	27.897	26.411	17.754	
		CryptoDATA RNF MotoGP Team						2	1'33.635 *	26.000*	25.817	24.927	16.891	302.5
		Runs=1	Total laps=7	Full laps=6	Valid laps=3		3	1'34.702 *	24.942*	26.249	26.782	16.729	305.0	
Run #	1	Front Tyre	Slick-Hard	Rear Tyre	Slick-Medium		4	1'30.386	24.796	<u>25.210</u>	23.907	16.473	306.3	
		8 Laps at start			New Tyre		5	<u>1'30.316</u>	24.695	25.237	23.922	<u>16.462</u>	306.3	
1	2'08.277	20.279	27.290	25.127	17.085		6	1'33.682	<u>24.573</u>	27.228	25.292	16.589	306.3	
2	1'31.743 *	25.387*	25.587	24.236	16.533	303.7	7	1'30.539 *	24.865*	25.219	<u>23.893</u>	16.562	<u>307.6</u>	
3	1'31.764 *	24.961*	25.826	24.380	16.597	306.3								
4	1'30.055	24.700	25.086	23.694	16.575	<u>307.6</u>								
5	1'30.150	24.737	25.145	23.777	<u>16.491</u>	307.6								
6	<u>1'30.014</u>	24.779	<u>25.031</u>	<u>23.666</u>	16.538	305.0								
7	1'30.521 *	<u>24.696</u>	25.493	23.843	16.489*	306.3								
9th	72	Marco BEZZECCHI DUCATI ITA						1	1'44.060	18.905	27.028	25.408	17.197	
		Mooney VR46 Racing Team						2	1'31.926	25.304	25.605	24.315	16.702	305.0
		Runs=1	Total laps=7	Full laps=6	Valid laps=5		3	1'31.017	24.987	25.286	24.086	16.658	<u>306.3</u>	
Run #	1	Front Tyre	Slick-Hard	Rear Tyre	Slick-Medium		4	<u>1'30.354</u>	<u>24.615</u>	<u>25.144</u>	<u>23.983</u>	16.612	306.3	
		9 Laps at start			1 Laps at start		5	1'30.588	24.706	25.236	24.056	<u>16.590</u>	305.0	
1	1'53.492	20.908	28.082	25.425	18.451		6	1'30.566 *	24.729*	25.248	23.990	16.599	306.3	
2	1'31.838 *	25.539*	25.601	24.145	16.553	313.0	7	1'35.902 *	27.174*	27.925	24.199	16.604	306.3	
3	1'30.106	24.759	<u>25.161</u>	23.686	16.500	313.0								
4	1'30.452	24.889	25.242	23.840	16.481	311.6								
5	1'31.714	25.249	26.137	23.819	16.509	313.0								
6	<u>1'30.034</u>	<u>24.712</u>	25.245	<u>23.620</u>	<u>16.457</u>	311.6								
7	1'30.589	25.023	25.317	23.787	16.462	<u>314.4</u>								
10th	1	Francesco BAGNAIA DUCATI ITA						1	1'44.791	19.419	27.291	24.997	17.195	
		Ducati Lenovo Team						2	1'31.664	25.268	25.557	24.117	16.722	306.3
		Runs=1	Total laps=7	Full laps=6	Valid laps=4		3	1'31.008	25.104	25.324	23.973	16.607	<u>307.6</u>	
Run #	1	Front Tyre	Slick-Hard	Rear Tyre	Slick-Soft		4	1'30.433	24.776	25.250	23.857	<u>16.550</u>	306.3	
		8 Laps at start			New Tyre		5	<u>1'30.372</u>	24.765	25.231	<u>23.766</u>	16.610	305.0	
1	2'00.004	18.887	26.481	24.641	16.865		6	1'30.374	<u>24.717</u>	25.234	23.794	16.629	305.0	
2	1'31.587 *	25.198*	25.616	24.085	16.688	309.0	7	1'30.475	24.807	<u>25.141</u>	23.947	16.580	307.6	
3	1'30.531	24.954	25.224	23.832	16.521	310.3								
4	1'30.241	<u>24.678</u>	<u>24.980</u>	23.948	16.635	311.6								
5	<u>1'30.035</u>	24.678	25.034	23.820	16.503	<u>313.0</u>								
6	1'30.306 *	24.827*	25.206	23.804	<u>16.469</u>	311.6								
7	1'30.416	24.787	25.340	<u>23.780</u>	16.509	313.0								
15th	27	Iker LECUONA HONDA SPA						1	1'48.514	19.675	26.992	24.556	17.249	
		LCR Honda CASTROL						2	1'33.275	26.725	25.803	24.009	16.738	306.3
		Runs=1	Total laps=7	Full laps=6	Valid laps=5		3	1'31.976 *	25.482*	25.804	24.005	16.685	<u>313.0</u>	
Run #	1	Front Tyre	Slick-Medium	Rear Tyre	Slick-Medium		4	1'31.356	25.027	25.521	24.164	16.644	307.6	
		New Tyre			New Tyre		5	1'30.640	24.898	25.323	23.803	16.616	306.3	
1	1'48.514	19.675	26.992	24.556	17.249		6	<u>1'30.524</u>	24.835	<u>25.275</u>	23.801	16.613	305.0	
2	1'33.275	26.725	25.803	24.009	16.738	306.3	7	1'30.664	<u>24.798</u>	25.457	<u>23.799</u>	<u>16.610</u>	305.0	
3	1'31.976 *	25.482*	25.804	24.005	16.685	<u>313.0</u>								
4	1'31.356	25.027	25.521	24.164	16.644	307.6								
5	1'30.640	24.898	25.323	23.803	16.616	306.3								
6	<u>1'30.524</u>	24.835	<u>25.275</u>	23.801	16.613	305.0								
7	1'30.664	<u>24.798</u>	25.457	<u>23.799</u>	<u>16.610</u>	305.0								
16th	10	Luca MARINI DUCATI ITA						1	1'51.752	20.686	28.355	25.359	16.984	
		Mooney VR46 Racing Team						2	1'31.512	25.172	25.421	24.278	16.641	310.3
		Runs=1	Total laps=7	Full laps=6	Valid laps=3		3	1'30.788 *	24.974*	25.393	23.927	16.494	310.3	
Run #	1	Front Tyre	Slick-Hard	Rear Tyre	Slick-Medium		4	1'38.872 *	24.884	25.301	24.085	24.602*	<u>313.0</u>	
		8 Laps at start			6 Laps at start		5	1'31.066	25.206	25.334	24.033	<u>16.493</u>	298.7	
1	1'51.752	20.686	28.355	25.359	16.984									
2	1'31.512	25.172	25.421	24.278	16.641	310.3								
3	1'30.788 *	24.974*	25.393	23.927	16.494	310.3								
4	1'38.872 *	24.884	25.301	24.085	24.602*	<u>313.0</u>								
5	1'31.066	25.206	25.334	24.033	<u>16.493</u>	298.7								

Fastest Lap: Enea BASTIANINI Ducati Lenovo Team ITA **1'29.517** 24.501 24.880 23.582 16.554

These data/results cannot be reproduced, stored and/or transmitted in whole or in part by any manner of electronic, mechanical, photocopying, recording, broadcasting or otherwise now known or herein after developed without the previous express consent by the copyright owner, except for reproduction in daily press and regular printed publications on sale to the public within 60 days of the event related to those data/results and always provided that copyright symbol appears together as follows below.
© DORNA, 2023



Warm Up

MotoGP

Lap	Lap Time	T1	T2	T3	T4	Speed	Lap	Lap Time	T1	T2	T3	T4	Speed	
6	1'30.565	24.755	25.235	23.901	16.674	311.6	Run # 1	Front Tyre Slick-Hard	Rear Tyre Slick-Medium					
7	1'30.481	* 24.817*	25.090	23.901	16.673	309.0							5 Laps at start	New Tyre
17th	25	Raul FERNANDEZ		APRILIA	SPA									
		CryptoDATA RNF MotoGP Team												
		Runs=1	Total laps=7	Full laps=6	Valid laps=3									
Run #	1	Front Tyre Slick-Hard	Rear Tyre Slick-Soft											
		8 Laps at start				New Tyre								
1	2'20.097	19.084	26.342	24.721	17.008									
2	1'31.978	* 25.575*	25.529	24.142	16.732	303.7								
3	1'30.747	24.965	25.210	23.997	16.575	305.0								
4	1'30.583	24.789	25.269	23.966	16.559	303.7								
5	1'30.676	* 24.909	25.139	23.966*	16.662	305.0								
6	1'31.843	* 24.849	25.901	24.377*	16.716	305.0								
7	1'30.568	24.835	25.149	23.929	16.655	303.7								
18th	36	Joan MIR		HONDA	SPA									
		Repsol Honda Team												
		Runs=1	Total laps=7	Full laps=6	Valid laps=3									
Run #	1	Front Tyre Slick-Medium	Rear Tyre Slick-Medium											
		New Tyre				New Tyre								
1	1'56.832	19.212	27.260	25.066	17.241									
2	1'32.294	* 25.519*	25.592	24.350	16.833	306.3								
3	1'30.981	24.969	25.409	23.979	16.624	305.0								
4	1'30.662	24.763	25.322	23.882	16.695	305.0								
5	1'30.836	* 24.815*	25.424	23.883	16.714	306.3								
6	1'34.395	* 26.608*	27.006	24.069	16.712	309.0								
7	1'30.743	24.759	25.446	23.887	16.651	305.0								
19th	44	Pol ESPARGARO		KTM	SPA									
		GASGAS Factory Racing Tech3												
		Runs=1	Total laps=7	Full laps=6	Valid laps=5									
Run #	1	Front Tyre Slick-Hard	Rear Tyre Slick-Soft											
		13 Laps at start				4 Laps at start								
1	1'54.842	18.848	27.199	25.344	17.235									
2	1'32.509	* 25.492*	25.715	24.406	16.896	310.3								
3	1'31.216	24.936	25.560	24.036	16.684	310.3								
4	1'31.785	25.230	25.872	23.977	16.706	309.0								
5	1'30.828	24.736	25.486	23.833	16.773	310.3								
6	1'30.713	24.836	25.306	23.945	16.626	310.3								
7	1'30.767	24.740	25.450	23.858	16.719	310.3								
20th	37	Augusto FERNANDEZ		KTM	SPA									
		GASGAS Factory Racing Tech3												
		Runs=1	Total laps=7	Full laps=6	Valid laps=6									
Run #	1	Front Tyre Slick-Hard	Rear Tyre Slick-Soft											
		14 Laps at start				4 Laps at start								
1	1'48.133	19.719	27.893	25.693	17.355									
2	1'33.575	26.963	25.654	24.245	16.713	300.0								
3	1'32.765	25.293	25.870	24.181	17.421	310.3								
4	1'30.963	24.984	25.460	23.821	16.698	310.3								
5	1'31.345	24.932	25.316	24.233	16.864	307.6								
6	1'30.723	24.950	25.295	23.887	16.591	307.6								
7	1'31.606	25.213	25.742	23.978	16.673	307.6								
21st	32	Lorenzo SAVADORI		APRILIA	ITA									
		Aprilia Racing												
		Runs=1	Total laps=7	Full laps=6	Valid laps=5									

Fastest Lap: Enea BASTIANINI Ducati Lenovo Team ITA **1'29.517** 24.501 24.880 23.582 16.554

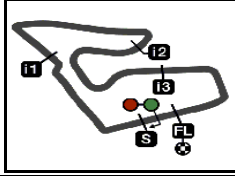
These data/results cannot be reproduced, stored and/or transmitted in whole or in part by any manner of electronic, mechanical, photocopying, recording, broadcasting or otherwise now known or herein after developed without the previous express consent by the copyright owner, except for reproduction in daily press and regular printed publications on sale to the public within 60 days of the event related to those data/results and always provided that copyright symbol appears together as follows below.
© DORNA, 2023

Official MotoGP Timing by **TISSOT**
www.motogp.com

Spielberg, Sunday, August 20, 2023

Page 3 of 3





4348 m.

CryptoDATA MOTORRAD GRAND PRIX VON ÖSTERREICH

Official Starting Grid

Race : 28 laps = 121.744 km

28



1	1 1'28.539 1 Francesco BAGNAIA Ducati	2 1'28.576 12 Maverick VIÑALES Aprilia	3 1'28.653 33 Brad BINDER KTM
2	4 1'28.769 43 Jack MILLER KTM	5 1'28.828 73 Alex MARQUEZ Ducati	6 1'28.839 10 Luca MARINI Ducati
3	7 1'28.908 72 Marco BEZZECCHI Ducati	8 1'28.966 88 Miguel OLIVEIRA Aprilia	9 1'29.034 20 Fabio QUARTARARO Yamaha
4	10 1'29.113 5 Johann ZARCO Ducati	11 1'29.245 41 Aleix ESPARGARO Aprilia	12 1'30.367 89 Jorge MARTIN Ducati
5	13 1'29.365 23 Enea BASTIANINI Ducati	14 1'29.446 21 Franco MORBIDELLI Yamaha	15 1'29.454 36 Joan MIR Honda
6	16 1'29.295 44 Pol ESPARGARO KTM	17 1'29.476 25 Raul FERNANDEZ Aprilia	18 1'29.479 93 Marc MARQUEZ Honda
7	19 1'29.508 30 Takaaki NAKAGAMI Honda	20 1'29.681 49 Fabio DI GIANNANTONIO Ducati	21 1'29.751 27 Iker LECUONA Honda
8	22 1'29.769 37 Augusto FERNANDEZ KTM	23 1'29.962 32 Lorenzo SAVADORI Aprilia	

FIM MotoGP Stewards grid penalty for rider #44 & long lap penalty for rider #89

The results are provisional until the end of the limit for protest and appeals and until the ratification of the Event Management Committee.

Time limit for protest expires 60' at the latest after publication of the results - Time:

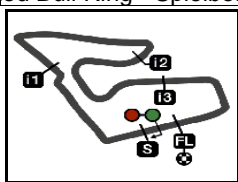
These data/results cannot be reproduced, stored and/or transmitted in whole or in part by any manner of electronic, mechanical, photocopying, recording, broadcasting or otherwise now known or herein after developed without the previous express consent of the copyright owner, except for reproduction in daily press and regular printed publications on sale to the public within 60 days of the event related to those data/results and always provided that copyright symbol appears together as follows below.

© DORNA, 2023

Official MotoGP Timing by TISSOT
www.motogp.com

Spielberg, Sunday, August 20, 2023





4348 m.

CryptoDATA MOTORRAD GRAND PRIX VON ÖSTERREICH

Warm Up

Best Partial Times

MotoGP™

IT Ideal Lap Time, sum of the best partial times

BT Best Lap Time

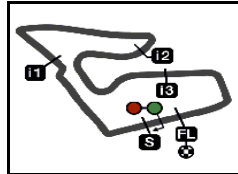
T1		T2		T3		T4				IT	BT	
Pos	Rider	Time	Rider	Time	Rider	Time	Rider	Time	Pos	Rider	IT	BT
1	F.QUARTARARO	24.447	E.BASTIANINI	24.880	E.BASTIANINI	23.582	F.QUARTARARO	16.350	1	E.BASTIANINI	1'29.449	1'29.517 (1)
2	E.BASTIANINI	24.501	F.QUARTARARO	24.895	A.ESPARGARO	23.590	M.VIÑALES	16.402	2	F.QUARTARAR	1'29.523	1'29.630 (2)
3	B.BINDER	24.516	F.BAGNAIA	24.980	M.BEZZECCHI	23.620	A.MARQUEZ	16.418	3	A.MARQUEZ	1'29.733	1'29.772 (3)
4	M.VIÑALES	24.546	F.MORBIDELLI	25.012	J.ZARCO	23.636	F.MORBIDELLI	16.429	4	F.MORBIDELLI	1'29.844	1'29.912 (6)
5	T.NAKAGAMI	24.573	M.OLIVEIRA	25.031	A.MARQUEZ	23.637	J.ZARCO	16.445	5	M.VIÑALES	1'29.845	1'29.872 (4)
6	A.MARQUEZ	24.592	M.VIÑALES	25.038	M.OLIVEIRA	23.666	B.BINDER	16.447	6	A.ESPARGAR	1'29.846	1'29.883 (5)
7	F.MORBIDELLI	24.604	A.MARQUEZ	25.086	B.BINDER	23.757	A.ESPARGARO	16.447	7	B.BINDER	1'29.861	1'29.929 (7)
8	J.MILLER	24.615	L.MARINI	25.090	F.DI GIANNANTO	23.766	M.BEZZECCHI	16.457	8	M.OLIVEIRA	1'29.884	1'30.014 (8)
9	A.ESPARGARO	24.665	J.ZARCO	25.137	F.BAGNAIA	23.780	T.NAKAGAMI	16.462	9	F.BAGNAIA	1'29.907	1'30.035 (10)
10	F.BAGNAIA	24.678	R.FERNANDEZ	25.139	F.MORBIDELLI	23.799	F.BAGNAIA	16.469	10	J.ZARCO	1'29.914	1'30.129 (11)
11	J.ZARCO	24.696	B.BINDER	25.141	I.LECUONA	23.799	E.BASTIANINI	16.486	11	M.BEZZECCHI	1'29.950	1'30.034 (9)
12	M.OLIVEIRA	24.696	F.DI GIANNANTO	25.141	A.FERNANDEZ	23.821	M.OLIVEIRA	16.491	12	T.NAKAGAMI	1'30.138	1'30.316 (12)
13	M.BEZZECCHI	24.712	A.ESPARGARO	25.144	F.QUARTARARO	23.831	L.MARINI	16.493	13	F.DI GIANNAN	1'30.174	1'30.372 (14)
14	F.DI GIANNANTO	24.717	J.MILLER	25.144	P.ESPARGARO	23.833	F.DI GIANNANTO	16.550	14	L.MARINI	1'30.239	1'30.565 (16)
15	P.ESPARGARO	24.736	M.BEZZECCHI	25.161	M.VIÑALES	23.859	R.FERNANDEZ	16.559	15	J.MILLER	1'30.332	1'30.354 (13)
16	L.MARINI	24.755	T.NAKAGAMI	25.210	J.MIR	23.882	J.MILLER	16.590	16	R.FERNANDEZ	1'30.416	1'30.568 (17)
17	J.MIR	24.759	I.LECUONA	25.275	T.NAKAGAMI	23.893	A.FERNANDEZ	16.591	17	I.LECUONA	1'30.482	1'30.524 (15)
18	R.FERNANDEZ	24.789	A.FERNANDEZ	25.295	L.MARINI	23.901	L.SAVADORI	16.597	18	P.ESPARGAR	1'30.501	1'30.713 (19)
19	I.LECUONA	24.798	J.MARTIN	25.304	J.MARTIN	23.923	I.LECUONA	16.610	19	J.MIR	1'30.587	1'30.662 (18)
20	M.MARQUEZ	24.872	P.ESPARGARO	25.306	R.FERNANDEZ	23.929	J.MIR	16.624	20	A.FERNANDEZ	1'30.639	1'30.723 (20)
21	L.SAVADORI	24.899	L.SAVADORI	25.313	L.SAVADORI	23.962	P.ESPARGARO	16.626	21	L.SAVADORI	1'30.771	1'30.782 (21)
22	A.FERNANDEZ	24.932	J.MIR	25.322	J.MILLER	23.983	J.MARTIN	16.693	22	M.MARQUEZ	1'31.070	1'31.322 (22)
23	J.MARTIN	27.742	M.MARQUEZ	25.450	M.MARQUEZ	24.024	M.MARQUEZ	16.724	23	J.MARTIN	1'33.662	1'33.708 (23)

These data/results cannot be reproduced, stored and/or transmitted in whole or in part by any manner of electronic, mechanical, photocopying, recording, broadcasting or otherwise now known or herein after developed without the previous express consent by the copyright owner, except for reproduction in daily press and regular printed publications on sale to the public within 60 days of the event related to those data/results and always provided that copyright symbol appears together as follows below.

© DORNA, 2023


Official MotoGP Timing by TISSOT
www.motogp.com





4348 m.

CryptoDATA MOTORRAD GRAND PRIX VON ÖSTERREICH**Warm Up****Fastest Laps Sequence**

<i>Practice Time</i>	 <i>Rider</i>	<i>Nation</i>	<i>Motorcycle</i>	<i>Time</i>	<i>Km/h</i>	<i>Rider's Lap</i>
3'14.796	20 Fabio QUARTARARO	FRA	YAMAHA	1'30.707	172.5	2
4'44.584	20 Fabio QUARTARARO	FRA	YAMAHA	1'29.788	174.3	3
6'14.337	20 Fabio QUARTARARO	FRA	YAMAHA	1'29.753	174.3	4
6'32.266	23 Enea BASTIANINI	ITA	DUCATI	1'29.706	174.4	4
7'44.012	20 Fabio QUARTARARO	FRA	YAMAHA	1'29.675	174.5	5
8'01.783	23 Enea BASTIANINI	ITA	DUCATI	1'29.517	174.8	5

These data/results cannot be reproduced, stored and/or transmitted in whole or in part by any manner of electronic, mechanical, photocopying, recording, broadcasting or otherwise now known or herein after developed without the previous express consent by the copyright owner, except for reproduction in daily press and regular printed publications on sale to the public within 60 days of the event related to those data/results and always provided that copyright symbol appears together as follows below.

© DORNA, 2023

Official MotoGP Timing by **TISSOT**
www.motogp.com

Spielberg, Sunday, August 20, 2023

