


4657 m.

GRAN PREMI MONSTER ENERGY DE CATALUNYA

Free Practice Nr. 1

Classification

3

	Rider	Nation	Team	Motorcycle	Time	Lap	Total	Gap	Top Speed
1	41 Aleix ESPARGARO	SPA	Aprilia Racing	APRILIA	1'39.809	13	15		347.2
2	12 Maverick VIÑALES	SPA	Aprilia Racing	APRILIA	1'40.073	10	19	0.264 0.264	349.5
3	89 Jorge MARTIN	SPA	Prima Pramac Racing	DUCATI	1'40.273	17	19	0.464 0.200	347.2
4	33 Brad BINDER	RSA	Red Bull KTM Factory Racing	KTM	1'40.859	16	22	1.050 0.586	350.6
5	1 Francesco BAGNAIA	ITA	Ducati Lenovo Team	DUCATI	1'40.900	4	18	1.091 0.041	347.2
6	44 Pol ESPARGARO	SPA	GASGAS Factory Racing Tech3	KTM	1'40.917	17	17	1.108 0.017	349.5
7	88 Miguel OLIVEIRA	POR	CryptoDATA RNF MotoGP Team	APRILIA	1'40.944	5	19	1.135 0.027	349.5
8	21 Franco MORBIDELLI	ITA	Monster Energy Yamaha MotoGP	YAMAHA	1'41.004	14	21	1.195 0.060	341.7
9	20 Fabio QUARTARARO	FRA	Monster Energy Yamaha MotoGP	YAMAHA	1'41.011	5	21	1.202 0.007	343.9
10	5 Johann ZARCO	FRA	Prima Pramac Racing	DUCATI	1'41.017	5	19	1.208 0.006	348.3
11	43 Jack MILLER	AUS	Red Bull KTM Factory Racing	KTM	1'41.144	20	20	1.335 0.127	346.1
12	73 Alex MARQUEZ	SPA	Gresini Racing MotoGP	DUCATI	1'41.165	6	20	1.356 0.021	346.1
13	23 Enea BASTIANINI	ITA	Ducati Lenovo Team	DUCATI	1'41.183	6	17	1.374 0.018	346.1
14	37 Augusto FERNANDEZ	SPA	GASGAS Factory Racing Tech3	KTM	1'41.218	20	21	1.409 0.035	343.9
15	49 Fabio DI GIANNANTONIO	ITA	Gresini Racing MotoGP	DUCATI	1'41.265	12	18	1.456 0.047	343.9
16	72 Marco BEZZECCHI	ITA	Mooney VR46 Racing Team	DUCATI	1'41.304	4	20	1.495 0.039	348.3
17	36 Joan MIR	SPA	Repsol Honda Team	HONDA	1'41.339	17	19	1.530 0.035	347.2
18	10 Luca MARINI	ITA	Mooney VR46 Racing Team	DUCATI	1'41.401	5	19	1.592 0.062	348.3
19	25 Raul FERNANDEZ	SPA	CryptoDATA RNF MotoGP Team	APRILIA	1'41.404	5	15	1.595 0.003	345.0
20	30 Takaaki NAKAGAMI	JPN	LCR Honda IDEMITSU	HONDA	1'41.406	5	20	1.597 0.002	339.6
21	93 Marc MARQUEZ	SPA	Repsol Honda Team	HONDA	1'41.448	4	16	1.639 0.042	343.9
22	27 Iker LECUONA	SPA	LCR Honda CASTROL	HONDA	1'41.925	6	21	2.116 0.477	338.5

Practice condition: Dry

Air: 25°

Humidity: 74%

Ground: 27°

Fastest Lap:	Lap: 13	Aleix ESPARGARO	1'39.809	167.9 Km/h
Best Race Lap:	2021	Johann ZARCO	1'39.939	167.7 Km/h
All Time Lap Record:	2022	Aleix ESPARGARO	1'38.742	169.7 Km/h

The results are provisional until the end of the limit for protest and appeals.

Time limit for protest expires 30' after publication of the results - Time:

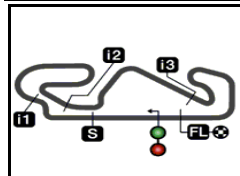
These data/results cannot be reproduced, stored and/or transmitted in whole or in part by any manner of electronic, mechanical, photocopying, recording, broadcasting or otherwise now known or herein after developed without the previous express consent by the copyright owner, except for reproduction in daily press and regular printed publications on sale to the public within 60 days of the event related to those data/results and always provided that copyright symbol appears together as follows below.

© DORNA, 2023

Official MotoGP Timing by TISSOT
www.motogp.com

Barcelona, Friday, September 01, 2023





4657 m.

GRAN PREMI MONSTER ENERGY DE CATALUNYA

Free Practice Nr. 1

Top Speed & Average

4



Rider	Nation	Motorcycle	Top 5 speeds					Average	Top
33 Brad BINDER	RSA	KTM	350.6	349.5	348.3	348.3	347.2	348.2	350.6
12 Maverick VIÑALES	SPA	APRILIA	349.5	347.2	347.2	346.1	345.0	346.1	349.5
44 Pol ESPARGARO	SPA	KTM	349.5	348.3	347.2	346.1	346.1	347.2	349.5
88 Miguel OLIVEIRA	POR	APRILIA	349.5	347.2	346.1	346.1	343.9	346.1	349.5
5 Johann ZARCO	FRA	DUCATI	348.3	347.2	346.1	346.1	346.1	346.7	348.3
10 Luca MARINI	ITA	DUCATI	348.3	348.3	346.1	345.0	345.0	346.3	348.3
72 Marco BEZZECCHI	ITA	DUCATI	348.3	347.2	347.2	347.2	346.1	346.9	348.3
1 Francesco BAGNAIA	ITA	DUCATI	347.2	347.2	347.2	347.2	347.2	347.2	347.2
36 Joan MIR	SPA	HONDA	347.2	343.9	342.8	342.8	342.8	343.9	347.2
41 Aleix ESPARGARO	SPA	APRILIA	347.2	347.2	346.1	346.1	346.1	346.5	347.2
89 Jorge MARTIN	SPA	DUCATI	347.2	347.2	347.2	346.1	346.1	346.7	347.2
23 Enea BASTIANINI	ITA	DUCATI	346.1	346.1	345.0	345.0	345.0	345.3	346.1
43 Jack MILLER	AUS	KTM	346.1	345.0	345.0	345.0	343.9	344.4	346.1
73 Alex MARQUEZ	SPA	DUCATI	346.1	345.0	345.0	343.9	343.9	344.8	346.1
25 Raul FERNANDEZ	SPA	APRILIA	345.0	343.9	342.8	341.7	341.7	343.0	345.0
20 Fabio QUARTARARO	FRA	YAMAHA	343.9	342.8	342.8	341.7	341.7	342.2	343.9
37 Augusto FERNANDEZ	SPA	KTM	343.9	343.9	342.8	341.7	341.7	342.8	343.9
49 Fabio DI GIANNANTONIO	ITA	DUCATI	343.9	343.9	341.7	341.7	340.6	341.4	343.9
93 Marc MARQUEZ	SPA	HONDA	343.9	343.9	343.9	343.9	342.8	343.4	343.9
21 Franco MORBIDELLI	ITA	YAMAHA	341.7	341.7	341.7	340.6	340.6	341.1	341.7
30 Takaaki NAKAGAMI	JPN	HONDA	339.6	339.6	338.5	338.5	338.5	338.8	339.6
27 Iker LECUONA	SPA	HONDA	338.5	337.5	337.5	337.5	337.5	337.6	338.5

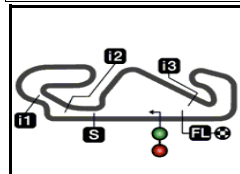
These data/results cannot be reproduced, stored and/or transmitted in whole or in part by any manner of electronic, mechanical, photocopying, recording, broadcasting or otherwise now known or herein after developed without the previous express consent by the copyright owner, except for reproduction in daily press and regular printed publications on sale to the public within 60 days of the event related to those data/results and always provided that copyright symbol appears together as follows below.

© DORNA, 2023

Official MotoGP Timing by TISSOT
www.motogp.com



Barcelona, Friday, September 01, 2023



4657 m.

GRAN PREMI MONSTER ENERGY DE CATALUNYA

Free Practice Nr. 1

Chronological Analysis of Performances

5

* Lap / Sector time cancelled

T1 Time from finish line to 1st intermediate

T3 Time from 2nd intermed. to 3rd intermed.

P Crossing the finish line in pit lane

T2 Time from 1st intermed. to 2nd intermed.

T4 Time from 3rd intermediate to finish line

**Tyre data subject to further updates

Lap	Lap Time	T1	T2	T3	T4	Speed	Lap	Lap Time	T1	T2	T3	T4	Speed	
1st	41	Aleix ESPARGARO APRILIA SPA						Run #	3	Front Tyre	Slick-Soft	Rear Tyre	Slick-Medium	
		Aprilia Racing							7 Laps at start				6 Laps at start	
		Runs=3 Total laps=15		Full laps=10 Valid laps=10			14	7'55.886	19.558	32.955	20.954	31.595	196.0	
Run #	1	Front Tyre	Slick-Soft	Rear Tyre	Slick-Medium		15	1'40.673	17.146	31.693	20.703	31.131	342.8	
		New Tyre		New Tyre			16	1'40.602	16.927	31.798	20.611	31.266	342.8	
1	2'37.170	18.997	33.107	22.142	32.148	213.8	17	1'40.726	16.946	31.751	20.734	31.295	342.8	
2	1'42.229	17.314	32.038	21.162	31.715	347.2	18	1'40.814	16.995	31.931	20.620	31.268	342.8	
3	1'40.917	17.115	31.807	20.791	31.204	345.0	19	1'41.093	17.047	31.960	20.780	31.306	342.8	
4	1'40.497	17.045	31.722	20.569	31.161	346.1								
5	1'40.648	16.958	31.806	20.751	31.133	345.0								
6	1'55.252 P	17.024	31.873	22.978	43.377	335.4								
Run #	2	Front Tyre	Slick-Soft	Rear Tyre	Slick-Medium		3rd	89	Jorge MARTIN DUCATI SPA					
		6 Laps at start		6 Laps at start					Prima Pramac Racing					
		New Tyre		New Tyre				Runs=3 Total laps=19		Full laps=14 Valid laps=11				
7	8'29.165	24.144	33.039	21.310	31.717	140.2	Run #	1	Front Tyre	Slick-Soft	Rear Tyre	Slick-Medium		
8	1'41.515	17.261	31.987	20.783	31.484	343.9			New Tyre		New Tyre			
9	1'41.407	17.134	31.981	20.945	31.347	341.7	1	2'03.977	20.310	34.333	21.674	32.063	226.4	
10	1'41.299	17.086	31.962	20.934	31.317	341.7	2	1'41.873	17.481	32.063	21.081	31.248	341.7	
11	1'55.859 P	17.977*	34.146	20.981	42.755	339.6	3	1'41.626	17.238	31.972	20.984	31.432	347.2	
Run #	3	Front Tyre	Slick-Soft	Rear Tyre	Slick-Soft		4	1'41.007	17.126	32.000	20.778	31.103	343.9	
		New Tyre		New Tyre			5	1'44.447 *	17.832*	34.033	21.088	31.494*	347.2	
12	13'36.925	19.061	32.489	20.995	31.343	184.9	6	1'40.966	17.023	31.920	20.807	31.216	345.0	
13	1'39.809	16.875	31.420	20.606	30.908	346.1	7	1'54.960 P	16.971	33.451	22.755	41.783	346.1	
14	1'39.842	16.802	31.477	20.581	30.982	347.2	Run #	2	Front Tyre	Slick-Soft	Rear Tyre	Slick-Medium		
15	1'58.310	16.926	31.581	20.493	49.310	346.1			7 Laps at start		7 Laps at start			
							8	6'49.218	19.328	33.656	21.273	32.153	199.6	
2nd	12	Maverick VIÑALES APRILIA SPA						9	1'41.712	17.246	32.130	20.921	31.415	343.9
		Aprilia Racing						10	1'41.274	17.089	31.993	20.870	31.322	342.8
		Runs=3 Total laps=19		Full laps=14 Valid laps=12			11	1'41.196	17.032	31.962	20.745	31.457	342.8	
Run #	1	Front Tyre	Slick-Soft	Rear Tyre	Slick-Medium		12	1'47.710	18.881	34.913	21.427	32.489	345.0	
		New Tyre		New Tyre			13	1'42.297	17.208	32.260	21.002	31.827	341.7	
1	2'31.951	20.347	33.398	21.500	31.698	196.3	14	1'54.414 P	17.142	32.363	21.810	43.099	347.2	
2	1'41.336	17.296	32.004	20.852	31.184	345.0	Run #	3	Front Tyre	Slick-Medium	Rear Tyre	Slick-Soft		
3	1'40.878	16.940	31.785	20.729	31.424	347.2			New Tyre		New Tyre			
4	1'41.772	17.078	31.839	21.325	31.530	336.4	15	9'05.602	19.094	33.028	20.955	31.535	188.8	
5	1'43.335 *	18.549*	32.873	20.665	31.248	347.2	16	1'40.482	17.041	31.743	20.683	31.015	343.9	
6	1'40.890	16.971	31.830	20.642	31.447	345.0	17	1'40.273	16.925	31.623	20.646	31.079	346.1	
7	1'50.838 P	16.943	31.732	20.688	41.475	345.0	18	1'46.136 *	18.905*	34.322	20.959	31.950	346.1	
Run #	2	Front Tyre	Slick-Soft	Rear Tyre	Slick-Medium		19	1'41.183 *	17.034	31.967	20.786	31.396*	343.9	
		New Tyre		New Tyre										
8	7'34.531	19.388	32.732	20.999	31.317	223.1	4th	33	Brad BINDER KTM RSA					
9	1'40.697	17.134	31.783	20.712	31.068	346.1			Red Bull KTM Factory Racing					
10	1'40.073	16.944	31.507	20.515	31.107	345.0		Runs=2 Total laps=22		Full laps=19 Valid laps=17				
11	1'44.723 *	18.807*	33.671	20.793	31.452	349.5	Run #	1	Front Tyre	Slick-Soft	Rear Tyre	Slick-Medium		
12	1'40.413	16.983	31.678	20.662	31.090	343.9			New Tyre		New Tyre			
13	1'50.631 P	16.970	31.787	20.633	41.241	345.0	1	2'08.580	20.387	34.767	22.036	32.476	214.2	
							2	1'42.895	17.761	32.327	21.035	31.772	335.4	

Fastest Lap: Aleix ESPARGARO Aprilia Racing SPA **1'39.809** 16.875 31.420 20.606 30.908

These data/results cannot be reproduced, stored and/or transmitted in whole or in part by any manner of electronic, mechanical, photocopying, recording, broadcasting or otherwise now known or herein after developed without the previous express consent by the copyright owner, except for reproduction in daily press and regular printed publications on sale to the public within 60 days of the event related to those data/results and always provided that copyright symbol appears together as follows below.
© DORNA, 2023



Free Practice Nr. 1

MotoGP

Lap	Lap Time	T1	T2	T3	T4	Speed	Lap	Lap Time	T1	T2	T3	T4	Speed
3	1'41.535	17.296	32.045	20.751	31.443	347.2	1	2'09.412	20.284	35.036	21.990	32.672	224.5
4	1'41.545	17.255	32.137	20.811	31.342	348.3	2	1'43.388	17.589	32.755	21.214	31.830	342.8
5	1'41.276	17.287	32.002	20.699	31.288	345.0	3	1'42.235	17.330	32.292	21.012	31.601	342.8
6	1'41.259	17.115	31.962	20.715	31.467	349.5	4	1'41.401	17.119	32.138	20.766	31.378	342.8
7	1'41.287	17.203	31.873	20.679	31.532	342.8	5	1'41.288	17.022	32.066	20.838	31.362	346.1
8	1'42.865	17.231	32.120	20.808	32.706	345.0	6	1'41.444	17.000	32.114	20.808	31.522	345.0
9	1'41.833	17.257	32.180	20.736	31.660	347.2	7	1'41.434	16.982	32.119	20.928	31.405	340.6
10	1'41.936	17.125	32.309	20.909	31.593	347.2	8	1'52.375 P	17.091	32.275	20.972	42.037	347.2
11	1'41.878	17.204	32.249	20.849	31.576	347.2	Run # 2 Front Tyre Slick-Soft Rear Tyre Slick-Medium						
12	2'01.521 P	20.032*	35.658	22.327	43.504	346.1	8 Laps at start 8 Laps at start						
Run # 2 Front Tyre Slick-Soft Rear Tyre Slick-Medium							Run # 2 Front Tyre Slick-Soft Rear Tyre Slick-Medium						
New Tyre New Tyre							New Tyre New Tyre						
13	9'47.586	22.089	34.333	21.438	32.513	141.5	9	8'33.912	19.021	33.507	21.480	32.254	183.3
14	1'42.335	17.375	32.432	20.929	31.599	346.1	10	1'44.682	17.299	34.297	21.169	31.917	341.7
15	1'40.888	17.102	31.876	20.650	31.260	346.1	11	1'47.497	17.363	36.581	21.360	32.193	346.1
16	1'40.859	17.102	31.806	20.716	31.235	346.1	12	1'52.848 P	17.483	32.694	21.059	41.612	348.3
17	1'41.166	17.196	31.982	20.678	31.310	346.1	Run # 3 Front Tyre Slick-Soft Rear Tyre Slick-Medium						
18	1'40.953	17.055	31.956	20.601	31.341	348.3	New Tyre New Tyre						
19	1'41.402 *	17.083	32.109*	20.802	31.408	350.6	13	9'56.510	20.743	34.372	24.553	32.897	199.6
20	1'41.209	17.163	31.972	20.771	31.303	345.0	14	1'42.722	17.284	32.448	21.120	31.870	342.8
21	1'52.520 *	17.082	32.139	21.481*	41.818	343.9	15	1'49.514 *	17.042	33.757*	24.651	34.064	346.1
22	1'41.208	17.168	31.962	20.716	31.362	346.1	16	1'43.313	16.990	32.254	21.874	32.195	343.9
							17	1'40.917	16.973	32.060	20.671	31.213	349.5

5th 1 Francesco BAGNAIA DUCATI ITA
Ducati Lenovo Team

Runs=3 Total laps=18 Full laps=13 Valid laps=11

Run #	1	Front Tyre	Slick-Soft	Rear Tyre	Slick-Medium	
New Tyre New Tyre						
1	3'05.038 *	20.040	34.853	22.127*	32.469	219.9
2	1'42.893	17.676	32.480	20.833	31.904	339.6
3	1'41.512	17.313	31.980	20.736	31.483	343.9
4	1'40.900	17.118	31.892	20.677	31.213	347.2
5	1'41.184	16.995	31.962	20.812	31.415	347.2
6	1'54.315 P	17.089	32.014	20.675	44.537	347.2
Run # 2 Front Tyre Slick-Soft Rear Tyre Slick-Medium						
6 Laps at start 6 Laps at start						
7	8'41.622	20.120	33.486	21.169	31.559	208.4
8	1'41.447	17.196	32.104	20.775	31.372	347.2
9	1'52.730 P	17.239	32.188	20.968	42.335	345.0
Run # 3 Front Tyre Slick-Soft Rear Tyre Slick-Medium						
9 Laps at start 9 Laps at start						
10	7'19.043	20.905	34.630	21.100	31.617	219.5
11	1'41.540	17.166	32.149	20.847	31.378	347.2
12	1'41.655	17.178	32.061	20.892	31.524	347.2
13	1'45.213 *	18.594*	33.852	20.978*	31.789	346.1
14	1'41.768	17.074	32.239	20.771	31.684	346.1
15	1'42.106	17.031	32.533	20.833	31.709	347.2
16	1'47.030 *	18.470*	34.881*	21.688	31.991	346.1
17	1'42.092	17.130	32.228	21.013	31.721	346.1
18	1'41.916	17.068	32.378	20.947	31.523	345.0

6th 44 Poi ESPARGARO KTM SPA
GASGAS Factory Racing Tech3

Runs=3 Total laps=17 Full laps=12 Valid laps=11

Run #	1	Front Tyre	Slick-Soft	Rear Tyre	Slick-Medium	
New Tyre New Tyre						

Fastest Lap: Aleix ESPARGARO Aprilia Racing SPA 1'39.809 16.875 31.420 20.606 30.908

These data/results cannot be reproduced, stored and/or transmitted in whole or in part by any manner of electronic, mechanical, photocopying, recording, broadcasting or otherwise now known or herein after developed without the previous express consent by the copyright owner, except for reproduction in daily press and regular printed publications on sale to the public within 60 days of the event related to those data/results and always provided that copyright symbol appears together as follows below.
© DORNA, 2023

Official MotoGP Timing by TISSOT
www.motogp.com

Barcelona, Friday, September 01, 2023

Page 2 of 6



Free Practice Nr. 1

MotoGP

Lap	Lap Time	T1	T2	T3	T4	Speed	Lap	Lap Time	T1	T2	T3	T4	Speed
8th	21	Franco MORBIDELLI YAMAHA ITA					19	1'48.038 *	17.225	32.387	25.799*	32.627	340.6
		Monster Energy Yamaha MotoGP					20	1'50.186 *	17.804*	34.135	23.749	34.498	340.6
		Runs=3 Total laps=21 Full laps=16 Valid laps=12					21	1'53.539 *	21.223*	36.226	22.012	34.078	336.4
Run #	1	Front Tyre	Slick-Soft	Rear Tyre	Slick-Medium								
		New Tyre		New Tyre									
1	2'25.017	24.154	36.766	24.224	33.181	161.6							
2	1'43.681 *	17.722	32.805	21.339*	31.815	337.5							
3	1'42.068	17.359	32.181	20.817	31.711	338.5							
4	1'41.720	17.106	32.210	20.936	31.468	341.7							
5	1'41.700	17.186	32.046	20.896	31.572	341.7							
6	2'31.726	17.104	1'19.103	23.229	32.290	340.6							
7	1'42.235	17.454	32.329	20.892	31.560	339.6							
8	1'41.664 *	17.161	32.231	20.883	31.389*	340.6							
9	1'41.582 *	17.210	32.116	20.816	31.440*	340.6							
10	1'41.452	17.068	32.219	20.733	31.432	338.5							
11	2'04.363 P	17.171	37.388	25.620	44.184	338.5							
Run #	2	Front Tyre	Slick-Soft	Rear Tyre	Slick-Medium								
		New Tyre		New Tyre									
12	7'19.956	23.613	34.329	21.078	31.708	160.4							
13	1'41.110 *	17.166	31.985	20.676	31.283*	339.6							
14	1'41.004	17.233	31.940	20.630	31.201	340.6							
15	1'41.067	17.194	31.877	20.671	31.325	341.7							
16	1'41.174	17.192	31.857	20.728	31.397	337.5							
17	1'53.864	17.282	39.359	23.389	33.834	337.5							
18	1'51.795 P	17.219	32.220	20.887	41.469	338.5							
Run #	3	Front Tyre	Slick-Soft	Rear Tyre	Slick-Medium								
		11 Laps at start		11 Laps at start									
19	4'43.834	21.063	34.218	21.533	32.216	159.0							
20	1'42.642	17.349	32.512	20.960	31.821	339.6							
21	1'42.210	17.201	32.385	20.852	31.772	338.5							
9th	20	Fabio QUARTARARO YAMAHA FRA											
		Monster Energy Yamaha MotoGP											
		Runs=2 Total laps=21 Full laps=18 Valid laps=14											
Run #	1	Front Tyre	Slick-Soft	Rear Tyre	Slick-Medium								
		New Tyre		New Tyre									
1	2'59.008	20.572	35.240	22.150	32.892	209.7							
2	1'43.379	17.704	32.798	21.100	31.777	339.6							
3	1'41.663	17.329	31.972	20.844	31.518	340.6							
4	1'41.333	17.281	31.935	20.754	31.363	340.6							
5	1'41.011	17.058	31.841	20.765	31.347	341.7							
6	1'50.233 *	19.490*	35.606	22.244	32.893	342.8							
7	1'41.775	17.270	32.171	20.835	31.499	343.9							
8	1'44.325	17.142	31.936	23.212	32.035	340.6							
9	2'02.750 P	22.394*	35.952	21.045	43.359	340.6							
Run #	2	Front Tyre	Slick-Soft	Rear Tyre	Slick-Medium								
		9 Laps at start		9 Laps at start									
10	10'02.877	19.049	33.792	21.309	32.824	221.3							
11	1'42.852	17.538	32.577	20.925	31.812	340.6							
12	1'43.907	17.244	32.321	22.397	31.945	341.7							
13	1'42.519	17.342	32.398	20.958	31.821	341.7							
14	1'42.227	17.253	32.267	20.958	31.749	341.7							
15	1'45.263	17.259	32.182	23.654	32.168	341.7							
16	1'42.498	17.292	32.381	20.940	31.885	342.8							
17	1'42.472	17.210	32.251	20.926	32.085	341.7							
18	1'42.440	17.173	32.352	21.040	31.875	340.6							
11th	43	Jack MILLER KTM AUS											
		Red Bull KTM Factory Racing											
		Runs=3 Total laps=20 Full laps=15 Valid laps=14											
Run #	1	Front Tyre	Slick-Soft	Rear Tyre	Slick-Medium								
		New Tyre		New Tyre									
1	1'54.903	19.752	34.640	22.365	32.459	206.5							
2	1'43.594	17.749	32.732	21.268	31.845	340.6							
3	1'42.154	17.433	32.276	21.001	31.444	337.5							
4	1'41.444	17.200	32.029	20.856	31.359	341.7							
5	1'41.460	17.283	31.955	20.825	31.397	345.0							
6	1'41.199	17.013	31.975	20.862	31.349	343.9							
7	2'07.867 P	17.059	32.170	21.883	56.755	342.8							
Run #	2	Front Tyre	Slick-Soft	Rear Tyre	Slick-Medium								
		7 Laps at start		7 Laps at start									
8	8'48.711	19.820	35.001	21.660	32.409	191.8							
9	1'42.977	17.371	32.574	21.106	31.926	342.8							
10	1'42.938	17.263	32.686	21.082	31.907	343.9							
11	1'42.897	17.228	32.533	21.141	31.995	343.9							
12	1'42.983	17.433	32.583	21.069	31.898	343.9							
13	1'42.616	17.172	32.470	21.052	31.922	343.9							
14	1'42.576	17.149	32.501	21.067	31.859	343.9							
15	2'00.384 P	18.317*	35.740	23.837	42.490	343.9							
Fastest Lap:	Aleix ESPARGARO	Aprilia Racing	SPA	1'39.809	16.875	31.420	20.606	30.908					

These data/results cannot be reproduced, stored and/or transmitted in whole or in part by any manner of electronic, mechanical, photocopying, recording, broadcasting or otherwise now known or herein after developed without the previous express consent by the copyright owner, except for reproduction in daily press and regular printed publications on sale to the public within 60 days of the event related to those data/results and always provided that copyright symbol appears together as follows below.



Free Practice Nr. 1

MotoGP

Lap	Lap Time	T1	T2	T3	T4	Speed	Lap	Lap Time	T1	T2	T3	T4	Speed
Run # 3	Front Tyre	Slick-Medium	Rear Tyre	Slick-Medium			12	1'41.571	17.007	32.111	20.969	31.484	345.0
		New Tyre		New Tyre			13	1'41.438	16.995	32.128	20.873	31.442	345.0
16	5'52.438	19.047	33.215	21.161	31.749	200.7	14	1'55.565 P	18.660	33.061	21.721	42.123	339.6
17	1'41.916 *	17.247	32.464*	20.767	31.438	343.9	Run # 3	Front Tyre	Slick-Soft	Rear Tyre	Slick-Medium		
18	1'41.151	17.041	31.962	20.762	31.386	345.0			14 Laps at start	14 Laps at start			
19	1'41.502	17.221	31.973	20.868	31.440	345.0	15	8'26.054 *	19.047	33.013*	21.160	31.934	212.1
20	1'41.144	17.026	31.900	20.842	31.376	346.1	16	1'41.890	17.196	32.205	20.826	31.663	342.8
							17	1'41.808	17.042	32.229	20.798	31.739	345.0

12th 73 Alex MARQUEZ DUCATI SPA
Gresini Racing MotoGP
Runs=3 Total laps=20 Full laps=15 Valid laps=14

Run #	1	Front Tyre	Slick-Soft	Rear Tyre	Slick-Medium	Speed
			New Tyre		New Tyre	
1	1'56.677	20.238	34.371	22.149	32.817	220.8
2	1'43.431	17.736	32.801	21.126	31.768	340.6
3	1'42.044	17.373	32.292	20.822	31.557	345.0
4	1'44.728 *	17.380*	34.819	20.978	31.551	346.1
5	1'41.419	17.255	31.935	20.758	31.471	345.0
6	1'41.165	17.095	31.865	20.821	31.384	343.9
7	1'55.167 P	16.945*	35.421	21.123	41.678	343.9
Run # 2	Front Tyre	Slick-Soft	Rear Tyre	Slick-Medium		
		7 Laps at start	7 Laps at start			
8	7'17.603	20.227	34.020	21.602	32.299	205.3
9	1'46.090	17.618	32.624	22.647	33.201	338.5
10	1'42.035	17.300	32.169	20.953	31.613	338.5
11	1'41.833	17.153	32.109	20.932	31.639	342.8
12	1'42.285	17.167	32.419	20.921	31.778	341.7
13	1'42.134	17.284	32.263	20.919	31.668	342.8
14	1'42.048	17.198	32.279	20.889	31.682	341.7
15	1'53.822 P	17.450	33.144	21.275	41.953	341.7
Run # 3	Front Tyre	Slick-Soft	Rear Tyre	Slick-Medium		
		15 Laps at start	15 Laps at start			
16	7'09.094	19.214	33.542	21.467	32.451	223.1
17	1'42.432	17.416	32.376	20.994	31.646	339.6
18	1'41.947	17.192	32.245	20.844	31.666	340.6
19	1'42.511	17.410	32.322	21.003	31.776	341.7
20	1'41.846	17.122	32.153	20.906	31.665	340.6

13th 23 Enea BASTIANINI DUCATI ITA
Ducati Lenovo Team
Runs=3 Total laps=17 Full laps=12 Valid laps=12

Run #	1	Front Tyre	Slick-Soft	Rear Tyre	Slick-Medium	Speed
			New Tyre		New Tyre	
1	2'18.481	21.120	34.454	21.972	32.817	184.9
2	1'43.032	17.652	32.577	21.043	31.760	334.3
3	1'41.729	17.159	32.233	20.861	31.476	339.6
4	1'41.276	17.029	32.044	20.736	31.467	346.1
5	1'41.239	16.952	31.994	20.919	31.374	346.1
6	1'41.183	16.938	31.960	20.819	31.466	345.0
7	1'54.645 P	17.008	33.867	21.839	41.931	345.0
Run # 2	Front Tyre	Slick-Soft	Rear Tyre	Slick-Medium		
		7 Laps at start	7 Laps at start			
8	10'03.036	19.701	33.112	21.182	31.738	188.8
9	1'41.384	17.124	32.043	20.755	31.462	342.8
10	1'41.421	17.022	32.082	20.737	31.580	345.0
11	1'45.705	17.003	35.859	20.997	31.846	343.9

14th 37 Augusto FERNANDEZ KTM SPA
GASGAS Factory Racing Tech3
Runs=2 Total laps=21 Full laps=18 Valid laps=17

Run #	1	Front Tyre	Slick-Soft	Rear Tyre	Slick-Medium	Speed
			New Tyre		New Tyre	
1	2'06.850	21.378	36.016	22.406	32.750	194.5
2	1'44.891	18.135	32.808	21.410	32.538	308.5
3	1'42.321	17.694	32.215	20.876	31.536	317.6
4	1'41.473	17.311	32.097	20.716	31.349	333.3
5	1'41.378	17.297	32.072	20.751	31.258	334.3
6	1'41.491	17.142	32.036	20.874	31.439	340.6
7	1'41.511	17.139	32.105	20.895	31.372	339.6
8	1'41.629	17.160	32.239	20.848	31.382	343.9
9	1'41.822	17.275	32.264	20.858	31.425	332.3
10	1'41.802	17.158	32.300	20.893	31.451	343.9
11	1'42.018	17.276	32.288	20.922	31.532	337.5
12	1'52.736 P	17.292	32.623	21.244	41.577	337.5
Run # 2	Front Tyre	Slick-Soft	Rear Tyre	Slick-Medium		
		New Tyre		New Tyre		
13	10'16.801	23.139	35.963	23.020	34.056	145.5
14	1'45.959	17.490	32.719	22.489	33.261	334.3
15	1'41.369	17.239	31.928	20.768	31.434	340.6
16	1'41.247	17.216	31.998	20.685	31.348	341.7
17	1'41.320	17.196	32.070	20.785	31.269	341.7
18	1'42.800	17.121	32.082	20.717	32.880	340.6
19	1'51.630 *	17.163	33.589*	23.519	37.359	339.6
20	1'41.218	17.146	31.928	20.779	31.365	342.8
21	1'43.222	17.187	33.776	20.947	31.312	340.6

15th 49 Fabio DI GIANNANTONI DUCATI ITA
Gresini Racing MotoGP
Runs=3 Total laps=18 Full laps=13 Valid laps=11

Run #	1	Front Tyre	Slick-Soft	Rear Tyre	Slick-Medium	Speed
			New Tyre		New Tyre	
1	1'52.321	20.395	34.684	22.017	32.494	207.6
2	1'43.065	17.498	32.836	21.041	31.690	339.6
3	1'42.059	17.244	32.432	20.883	31.500	340.6
4	1'42.797 *	17.870*	32.617	20.828	31.482	339.6
5	1'41.354	17.128	31.982	20.901	31.343	339.6
6	1'41.357	17.054	31.986	20.909	31.408	340.6
7	1'54.650 P	17.090	32.170	20.921	44.469	340.6
Run # 2	Front Tyre	Slick-Soft	Rear Tyre	Slick-Medium		
		7 Laps at start	7 Laps at start			
8	10'56.813	21.625	33.584	21.359	31.981	151.4
9	1'41.842	17.235	32.209	20.921	31.477	340.6
10	1'41.388	17.030	32.088	20.826	31.444	341.7
11	1'41.271	17.077	32.137	20.740	31.317	343.9

Fastest Lap: Aleix ESPARGARO Aprilia Racing SPA **1'39.809** 16.875 31.420 20.606 30.908

These data/results cannot be reproduced, stored and/or transmitted in whole or in part by any manner of electronic, mechanical, photocopying, recording, broadcasting or otherwise now known or herein after developed without the previous express consent by the copyright owner, except for reproduction in daily press and regular printed publications on sale to the public within 60 days of the event related to those data/results and always provided that copyright symbol appears together as follows below.
© DORNA, 2023

Official MotoGP Timing by TISSOT
www.motogp.com

Barcelona, Friday, September 01, 2023

Page 4 of 6



Free Practice Nr. 1

MotoGP

Lap	Lap Time	T1	T2	T3	T4	Speed	Lap	Lap Time	T1	T2	T3	T4	Speed	
12	1'41.265	17.001	32.138	20.768	31.358	343.9	10	1'43.110	17.399	32.655	21.211	31.845	339.6	
13	1'54.974 P	17.324*	33.764	21.529	42.357	341.7	11	1'42.337	17.214	32.379	21.021	31.723	340.6	
Run # 3	Front Tyre Slick-Soft	Rear Tyre Slick-Medium												
	13 Laps at start					13 Laps at start								
14	7'42.044	21.021	33.565	21.274	31.907	183.6	12	1'46.710 *	17.386*	35.152	21.955	32.217	342.8	
15	1'42.325 *	17.150	32.545*	21.003	31.627	340.6	13	1'42.425	17.211	32.377	21.003	31.834	347.2	
16	1'41.892	17.154	32.359	20.853	31.526	340.6	14	1'55.588 P	16.924*	34.090	21.791	42.783	341.7	
17	1'41.700	17.080	32.271	20.940	31.409	339.6	Run # 3	Front Tyre Slick-Soft	Rear Tyre Slick-Medium					
18	1'41.856	17.090	32.325	20.930	31.511	340.6		New Tyre					New Tyre	

16th 72 **Marco BEZZECCHI** DUCATI ITA
Mooney VR46 Racing Team
Runs=3 Total laps=20 Full laps=15 Valid laps=14

Run #	1	Front Tyre	Slick-Soft	Rear Tyre	Slick-Medium	Speed
		New Tyre				
1	2'00.040	19.339	34.557	22.152	32.594	230.2
2	1'42.960	17.496	32.633	21.014	31.817	345.0
3	1'41.714	17.149	32.244	20.832	31.489	348.3
4	1'41.304	17.073	32.095	20.853	31.283	346.1
5	1'43.132	17.157	31.937	20.774	33.264	347.2
6	1'41.517	17.033	32.000	20.948	31.536	347.2
7	1'51.492 P	17.030	32.002	20.847	41.613	346.1
Run # 2	Front Tyre Slick-Soft	Rear Tyre Slick-Medium				
	7 Laps at start					
8	6'18.444	20.575	36.098	21.356	31.900	144.0
9	1'41.808	17.288	32.297	20.788	31.435	343.9
10	1'41.656	17.048	32.179	20.884	31.545	346.1
11	1'42.070	17.112	32.143	20.797	32.018	342.8
12	1'45.511 *	19.091*	33.875	20.936	31.609	342.8
13	1'41.701	17.196	32.255	20.809	31.441	347.2
14	1'53.730 P	17.157	32.737	21.411	42.425	343.9
Run # 3	Front Tyre Slick-Soft	Rear Tyre Slick-Medium				
	14 Laps at start					
15	7'57.099	19.570	33.262	21.400	31.711	203.7
16	1'41.803	17.103	32.324	20.893	31.483	345.0
17	1'41.392	17.044	32.163	20.870	31.315	342.8
18	1'41.547	17.181	32.072	20.829	31.465	343.9
19	1'42.729	17.018	32.467	20.799	32.445	343.9
20	1'41.878	17.134	32.261	20.840	31.643	343.9

17th 36 **Joan MIR** HONDA SPA
Repsol Honda Team
Runs=3 Total laps=19 Full laps=14 Valid laps=12

Run #	1	Front Tyre	Slick-Soft	Rear Tyre	Slick-Medium	Speed
		New Tyre				
1	2'15.325	20.162	34.170	21.608	32.431	213.0
2	1'42.828	17.387	32.531	20.993	31.917	340.6
3	1'46.467	17.330	34.099	22.908	32.130	339.6
4	1'41.894	17.198	32.249	20.888	31.559	341.7
5	1'59.724 P	18.820*	34.172	22.759	43.973	343.9
Run # 2	Front Tyre Slick-Soft	Rear Tyre Slick-Medium				
	5 Laps at start					
6	7'31.136	24.798	33.575	21.293	31.923	214.2
7	1'42.380	17.232	32.361	21.117	31.670	341.7
8	1'42.087	17.197	32.246	20.980	31.664	342.8
9	1'50.821 *	17.140	32.297	20.951	40.433*	340.6

18th 10 **Luca MARINI** DUCATI ITA
Mooney VR46 Racing Team
Runs=3 Total laps=19 Full laps=14 Valid laps=12

Run #	1	Front Tyre	Slick-Soft	Rear Tyre	Slick-Medium	Speed
		New Tyre				
1	2'54.080	21.007	35.148	21.839	33.070	210.5
2	1'44.478	17.849	33.045	21.469	32.115	338.5
3	1'42.399	17.241	32.280	21.099	31.779	342.8
4	1'41.975	17.147	32.298	20.976	31.554	343.9
5	1'41.401	16.994	32.012	20.898	31.497	345.0
6	1'52.771 *	17.655	34.258	21.702	39.156*	341.7
7	1'42.138	17.112	32.618	20.997	31.411	348.3
8	1'51.291 P	17.005	32.035	20.872	41.379	348.3
Run # 2	Front Tyre Slick-Soft	Rear Tyre Slick-Medium				
	8 Laps at start					
9	8'10.082	19.773	33.318	21.284	31.863	219.5
10	1'42.147	17.141	32.277	21.066	31.663	343.9
11	1'42.077	17.044	32.304	21.046	31.683	345.0
12	1'42.034	17.089	32.384	20.987	31.574	345.0
13	1'41.725	17.040	32.373	20.880	31.432	343.9
14	1'58.748 P	17.677*	35.416	22.473	43.182	343.9
Run # 3	Front Tyre Slick-Soft	Rear Tyre Slick-Medium				
	14 Laps at start					
15	7'20.434	23.248	33.567	21.344	31.987	213.0
16	1'42.471 *	17.151	32.640*	20.977	31.703	342.8
17	1'41.821	16.933	32.396	20.927	31.565	343.9
18	1'41.984	17.050	32.418	20.923	31.593	343.9
19	1'42.758	17.075	32.343	21.080	32.260	346.1

19th 25 **Raul FERNANDEZ** APRILIA SPA
CryptoDATA RNF MotoGP Team
Runs=4 Total laps=15 Full laps=8 Valid laps=7

Run #	1	Front Tyre	Slick-Soft	Rear Tyre	Slick-Medium	Speed
		New Tyre				
1	2'59.770	34.979	34.931	22.428	33.115	221.7
2	1'42.935	17.846	32.474	21.004	31.611	334.3
3	1'41.725	17.570	32.041	20.841	31.273	331.2
4	1'41.570	17.422	32.036	20.805	31.307	343.9
5	1'41.404	17.242	31.959	20.894	31.309	342.8
6	1'48.391 *	19.295*	35.353	21.352	32.391	345.0
7	1'55.208 P	17.301	32.258	20.948	44.701	341.7

Fastest Lap: Aleix ESPARGARO Aprilia Racing SPA 1'39.809 16.875 31.420 20.606 30.908

These data/results cannot be reproduced, stored and/or transmitted in whole or in part by any manner of electronic, mechanical, photocopying, recording, broadcasting or otherwise now known or herein after developed without the previous express consent by the copyright owner, except for reproduction in daily press and regular printed publications on sale to the public within 60 days of the event related to those data/results and always provided that copyright symbol appears together as follows below.
© DORNA, 2023

Official MotoGP Timing by TISSOT
www.motogp.com

Barcelona, Friday, September 01, 2023

Page 5 of 6



Free Practice Nr. 1

MotoGP

Lap	Lap Time	T1	T2	T3	T4	Speed	Lap	Lap Time	T1	T2	T3	T4	Speed	
Run # 2	Front Tyre Slick-Soft	Rear Tyre Slick-Medium		7 Laps at start		7 Laps at start		7	1'41.683	17.135	32.158	20.865	31.525	342.8
8	7'37.839	22.377	37.271	22.007	31.965	144.1	8	1'57.002	P 17.737*	35.907	21.748	41.610	338.5	
9	1'42.440	17.586	32.343	20.874	31.637	337.5	Run # 2	Front Tyre Slick-Soft	Rear Tyre Slick-Medium		8 Laps at start		8 Laps at start	
10	1'41.924	17.299	32.115	21.110	31.400	340.6	9	8'02.654	20.375	34.152	21.479	32.259	217.7	
11	1'42.068	17.396	32.116	20.911	31.645	340.6	10	1'43.190	17.530	32.670	21.034	31.956	343.9	
12	1'58.193	P 17.314	37.510	21.266	42.103	339.6	11	1'42.356	17.224	32.377	21.002	31.753	341.7	
Run # 3	Front Tyre Slick-Soft	Rear Tyre Slick-Medium		New Tyre		New Tyre		12	1'46.305	* 17.353*	35.376	21.413	32.163	343.9
13	9'28.760	19.675	34.507	21.187	34.471	216.0	13	1'43.666	17.232	32.381	20.824	33.229	342.8	
14	2'07.115	P 17.412	32.115	20.662	56.926	341.7	14	1'53.626	P 17.202	32.859	21.635	41.930	343.9	
Run # 4	Front Tyre Slick-Soft	Rear Tyre Slick-Medium		2 Laps at start		2 Laps at start		Run # 3	Front Tyre Slick-Soft	Rear Tyre Slick-Medium		14 Laps at start		14 Laps at start
15	6'08.386	22.401	34.380	21.978	33.300	148.1	15	6'32.262	18.697	33.699	21.457	32.347	219.9	
							16	1'43.510	17.561	32.935	21.142	31.872	339.6	
							unfinished	17.227					341.7	

20th 30 **Takaaki NAKAGAMI** HONDA JPN
LCR Honda IDEMITSU
Runs=3 Total laps=20 Full laps=15 Valid laps=13

Run #	1	Front Tyre	Slick-Soft	Rear Tyre	Slick-Medium	Speed
		New Tyre		New Tyre		
1	2'24.091	23.156	36.201	23.661	32.870	162.8
2	1'44.440	18.022	33.293	21.249	31.876	338.5
3	1'42.493	17.671	32.355	20.947	31.520	333.3
4	1'42.101	* 17.490	32.066	20.926	31.619*	319.5
5	1'41.406	17.149	31.967	20.849	31.441	337.5
6	1'57.239	P 17.287	33.292	21.992	44.668	330.2
Run # 2	Front Tyre Slick-Soft	Rear Tyre Slick-Medium		6 Laps at start		6 Laps at start
7	6'27.808	19.709	34.753	21.739	32.375	201.8
8	1'42.990	17.565	32.582	21.121	31.722	336.4
9	1'46.698	17.355	32.252	21.007	36.084	339.6
10	1'42.486	17.562	32.315	21.005	31.604	322.3
11	1'42.255	17.389	32.225	21.146	31.495	332.3
12	1'42.164	17.300	32.207	20.970	31.687	335.4
13	2'00.181	P 17.980	37.782	21.702	42.717	336.4
Run # 3	Front Tyre Slick-Soft	Rear Tyre Slick-Medium		13 Laps at start		13 Laps at start
14	7'51.998	19.906	33.731	21.642	32.093	197.8
15	1'43.067	17.481	32.631	21.063	31.892	336.4
16	1'42.110	17.226	32.200	20.887	31.797	339.6
17	1'48.828	* 18.845*	36.807*	21.305	31.871	338.5
18	1'42.197	17.260	32.243	20.982	31.712	338.5
19	1'42.034	17.217	32.224	20.971	31.622	338.5
20	1'42.568	17.260	32.363	21.032	31.913	338.5

21st 93 **Marc MARQUEZ** HONDA SPA
Repsol Honda Team
Runs=3 Total laps=16 Full laps=11 Valid laps=9

Run #	1	Front Tyre	Slick-Soft	Rear Tyre	Slick-Medium	Speed
		New Tyre		New Tyre		
1	1'56.828	19.461	34.075	21.651	32.473	220.4
2	1'43.484	17.829	32.709	21.255	31.691	325.3
3	1'42.054	17.329	32.301	20.952	31.472	341.7
4	1'41.448	17.135	32.066	20.781	31.466	342.8
5	1'41.626	17.161	32.162	20.867	31.436	342.8
6	1'45.566	* 17.548*	35.130	21.180	31.708	343.9

22nd 27 **Iker LECUONA** HONDA SPA
LCR Honda CASTROL
Runs=3 Total laps=21 Full laps=16 Valid laps=14

Run #	1	Front Tyre	Slick-Soft	Rear Tyre	Slick-Medium	Speed
		New Tyre		New Tyre		
1	1'56.900	19.122	33.607	21.486	32.315	222.2
2	1'43.609	18.057	32.615	21.245	31.692	320.4
3	1'42.613	17.357	32.406	20.969	31.881	332.3
4	1'42.057	17.255	32.267	20.920	31.615	336.4
5	1'44.277	17.404	32.271	20.898	33.704	332.3
6	1'41.925	17.209	32.185	21.007	31.524	332.3
7	1'42.091	17.220	32.283	20.870	31.718	332.3
8	1'52.880	P 17.326	33.090	21.227*	41.237	336.4
Run # 2	Front Tyre Slick-Soft	Rear Tyre Slick-Medium		8 Laps at start		8 Laps at start
9	6'32.309	20.430	32.877	21.144	31.845	185.2
10	1'43.611	17.472	32.940	21.100	32.099	334.3
11	1'42.721	17.402	32.412	21.182	31.725	337.5
12	1'42.947	17.537	32.506	21.018	31.886	337.5
13	1'42.673	17.320	32.388	21.145	31.820	337.5
14	1'43.051	* 17.407	32.544	21.148*	31.952	338.5
15	1'55.866	P 18.582*	34.444	21.439	41.401	335.4
Run # 3	Front Tyre Slick-Soft	Rear Tyre Slick-Medium		15 Laps at start		15 Laps at start
16	6'29.232	19.689	33.271	21.266	32.103	205.7
17	1'43.185	17.438	32.541	21.323	31.883	337.5
18	1'43.752	* 17.521	32.660*	21.246	32.325	337.5
19	1'43.473	17.450	32.597	21.278	32.148	337.5
20	1'43.459	17.429	32.700	21.250	32.080	337.5
21	1'44.123	17.423	32.944	21.357	32.399	337.5

Fastest Lap: Aleix ESPARGARO Aprilia Racing SPA **1'39.809** 16.875 31.420 20.606 30.908

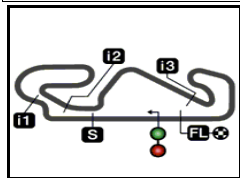
These data/results cannot be reproduced, stored and/or transmitted in whole or in part by any manner of electronic, mechanical, photocopying, recording, broadcasting or otherwise now known or herein after developed without the previous express consent by the copyright owner, except for reproduction in daily press and regular printed publications on sale to the public within 60 days of the event related to those data/results and always provided that copyright symbol appears together as follows below.
© DORNA, 2023

Official MotoGP Timing by TISSOT
www.motogp.com

Barcelona, Friday, September 01, 2023

Page 6 of 6





4657 m.

GRAN PREMI MONSTER ENERGY DE CATALUNYA

Free Practice Nr. 1

Best Partial Times

MotoGP™

IT Ideal Lap Time, sum of the best partial times

BT Best Lap Time

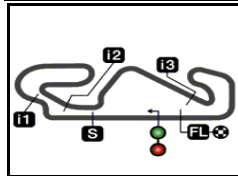
T1		T2		T3		T4				IT	BT	
Pos	Rider	Time	Rider	Time	Rider	Time	Rider	Time	Pos	Rider	IT	BT
1	A.ESPARGARO	16.802	A.ESPARGARO	31.420	A.ESPARGARO	20.493	A.ESPARGARO	30.908	1	A.ESPARGAR	1'39.623	1'39.809 (1)
2	J.MARTIN	16.925	M.VIÑALES	31.507	M.VIÑALES	20.515	J.MARTIN	31.015	2	M.VIÑALES	1'40.017	1'40.073 (2)
3	M.VIÑALES	16.927	J.MARTIN	31.623	B.BINDER	20.601	M.VIÑALES	31.068	3	J.MARTIN	1'40.209	1'40.273 (3)
4	L.MARINI	16.933	B.BINDER	31.806	F.MORBIDELLI	20.630	F.MORBIDELLI	31.201	4	B.BINDER	1'40.697	1'40.859 (4)
5	E.BASTIANINI	16.938	J.ZARCO	31.821	J.MARTIN	20.646	F.BAGNAIA	31.213	5	F.MORBIDELLI	1'40.756	1'41.004 (8)
6	P.ESPARGARO	16.973	F.QUARTARARO	31.841	R.FERNANDEZ	20.662	P.ESPARGARO	31.213	6	F.BAGNAIA	1'40.775	1'40.900 (5)
7	F.BAGNAIA	16.995	F.MORBIDELLI	31.857	P.ESPARGARO	20.671	B.BINDER	31.235	7	J.ZARCO	1'40.822	1'41.017 (10)
8	F.DI GIANNANTO	17.001	M.OLIVEIRA	31.862	F.BAGNAIA	20.675	J.ZARCO	31.240	8	M.OLIVEIRA	1'40.873	1'40.944 (7)
9	J.ZARCO	17.006	A.MARQUEZ	31.865	A.FERNANDEZ	20.685	M.OLIVEIRA	31.254	9	P.ESPARGAR	1'40.917	1'40.917 (6)
10	M.OLIVEIRA	17.008	F.BAGNAIA	31.892	E.BASTIANINI	20.736	A.FERNANDEZ	31.258	10	A.FERNANDEZ	1'40.992	1'41.218 (14)
11	J.MILLER	17.013	J.MILLER	31.900	J.MIR	20.739	R.FERNANDEZ	31.273	11	F.QUARTARAR	1'41.000	1'41.011 (9)
12	M.BEZZECCHI	17.018	A.FERNANDEZ	31.928	F.DI GIANNANTO	20.740	M.BEZZECCHI	31.283	12	E.BASTIANINI	1'41.008	1'41.183 (13)
13	B.BINDER	17.055	M.BEZZECCHI	31.937	M.OLIVEIRA	20.749	F.DI GIANNANTO	31.317	13	M.BEZZECCHI	1'41.012	1'41.304 (16)
14	F.QUARTARARO	17.058	R.FERNANDEZ	31.959	F.QUARTARARO	20.754	F.QUARTARARO	31.347	14	J.MILLER	1'41.024	1'41.144 (11)
15	J.MIR	17.059	E.BASTIANINI	31.960	J.ZARCO	20.755	J.MILLER	31.349	15	F.DI GIANNAN	1'41.040	1'41.265 (15)
16	F.MORBIDELLI	17.068	T.NAKAGAMI	31.967	A.MARQUEZ	20.758	E.BASTIANINI	31.374	16	A.MARQUEZ	1'41.102	1'41.165 (12)
17	A.MARQUEZ	17.095	J.MIR	31.977	J.MILLER	20.762	A.MARQUEZ	31.384	17	R.FERNANDEZ	1'41.136	1'41.404 (19)
18	A.FERNANDEZ	17.121	F.DI GIANNANTO	31.982	M.BEZZECCHI	20.774	L.MARINI	31.411	18	L.MARINI	1'41.228	1'41.401 (18)
19	M.MARQUEZ	17.135	L.MARINI	32.012	M.MARQUEZ	20.781	M.MARQUEZ	31.436	19	J.MIR	1'41.287	1'41.339 (17)
20	T.NAKAGAMI	17.149	P.ESPARGARO	32.060	T.NAKAGAMI	20.849	T.NAKAGAMI	31.441	20	T.NAKAGAMI	1'41.406	1'41.406 (20)
21	I.LECUONA	17.209	M.MARQUEZ	32.066	I.LECUONA	20.870	J.MIR	31.512	21	M.MARQUEZ	1'41.418	1'41.448 (21)
22	R.FERNANDEZ	17.242	I.LECUONA	32.185	L.MARINI	20.872	I.LECUONA	31.524	22	I.LECUONA	1'41.788	1'41.925 (22)

These data/results cannot be reproduced, stored and/or transmitted in whole or in part by any manner of electronic, mechanical, photocopying, recording, broadcasting or otherwise now known or herein after developed without the previous express consent by the copyright owner, except for reproduction in daily press and regular printed publications on sale to the public within 60 days of the event related to those data/results and always provided that copyright symbol appears together as follows below.

© DORNA, 2023

Official MotoGP Timing by TISSOT
www.motogp.com





4657 m.

GRAN PREMI MONSTER ENERGY DE CATALUNYA**Free Practice Nr. 1****Fastest Laps Sequence**

<i>Practice Time</i>	 <i>Rider</i>	<i>Nation</i>	<i>Motorcycle</i>	<i>Time</i>	<i>Km/h</i>	<i>Rider's Lap</i>
3'35.386	49 Fabio DI GIANNANTONI	ITA	DUCATI	1'43.065	162.6	2
3'43.000	72 Marco BEZZECCHI	ITA	DUCATI	1'42.960	162.8	2
3'45.850	89 Jorge MARTIN	SPA	DUCATI	1'41.873	164.5	2
4'13.287	12 Maverick VIÑALES	SPA	APRILIA	1'41.336	165.4	2
5'54.165	12 Maverick VIÑALES	SPA	APRILIA	1'40.878	166.1	3
7'40.813	41 Aleix ESPARGARO	SPA	APRILIA	1'40.497	166.8	4
23'46.301	12 Maverick VIÑALES	SPA	APRILIA	1'40.073	167.5	10
42'02.692	41 Aleix ESPARGARO	SPA	APRILIA	1'39.809	167.9	13

These data/results cannot be reproduced, stored and/or transmitted in whole or in part by any manner of electronic, mechanical, photocopying, recording, broadcasting or otherwise now known or herein after developed without the previous express consent by the copyright owner, except for reproduction in daily press and regular printed publications on sale to the public within 60 days of the event related to those data/results and always provided that copyright symbol appears together as follows below.

© DORNA, 2023

Official MotoGP Timing by **TISSOT**
www.motogp.com

Barcelona, Friday, September 01, 2023

