

4657 m.

## GRAN PREMI MONSTER ENERGY DE CATALUNYA

Warm Up

Classification

25

		Rider	Nation	Team	Motorcycle	Time	Lap	Total	Gap	Top Speed
1	12	Maverick VIÑALES	SPA	Aprilia Racing	APRILIA	1'40.082	6	6		351.7
2	41	Aleix ESPARGARO	SPA	Aprilia Racing	APRILIA	1'40.111	6	6	0.029 0.029	356.4
3	21	Franco MORBIDELLI	ITA	Monster Energy Yamaha MotoGP	YAMAHA	1'40.184	6	6	0.102 0.073	351.7
4	20	Fabio QUARTARARO	FRA	Monster Energy Yamaha MotoGP	YAMAHA	1'40.339	4	6	0.257 0.155	349.5
5	88	Miguel OLIVEIRA	POR	CryptoDATA RNF MotoGP Team	APRILIA	1'40.412	5	6	0.330 0.073	350.6
6	89	Jorge MARTIN	SPA	Prima Pramac Racing	DUCATI	1'40.528	6	6	0.446 0.116	350.6
7	73	Alex MARQUEZ	SPA	Gresini Racing MotoGP	DUCATI	1'40.627	6	6	0.545 0.099	349.5
8	33	Brad BINDER	RSA	Red Bull KTM Factory Racing	KTM	1'40.631	4	6	0.549 0.004	352.9
9	25	Raul FERNANDEZ	SPA	CryptoDATA RNF MotoGP Team	APRILIA	1'40.640	5	6	0.558 0.009	350.6
10	72	Marco BEZZECCHI	ITA	Mooney VR46 Racing Team	DUCATI	1'40.665	6	6	0.583 0.025	351.7
11	37	Augusto FERNANDEZ	SPA	GASGAS Factory Racing Tech3	KTM	1'40.785	6	6	0.703 0.120	345.0
12	44	Po ESPARGARO	SPA	GASGAS Factory Racing Tech3	KTM	1'40.853	4	6	0.771 0.068	350.6
13	1	Francesco BAGNAIA	ITA	Ducati Lenovo Team	DUCATI	1'40.855	4	6	0.773 0.002	352.9
14	49	Fabio DI GIANNANTONIO	ITA	Gresini Racing MotoGP	DUCATI	1'40.894	5	6	0.812 0.039	347.2
15	43	Jack MILLER	AUS	Red Bull KTM Factory Racing	KTM	1'41.163	6	6	1.081 0.269	354.0
16	30	Takaaki NAKAGAMI	JPN	LCR Honda IDEMITSU	HONDA	1'41.218	6	6	1.136 0.055	345.0
17	93	Marc MARQUEZ	SPA	Repsol Honda Team	HONDA	1'41.431	6	6	1.349 0.213	348.3
18	36	Joan MIR	SPA	Repsol Honda Team	HONDA	1'41.505	6	6	1.423 0.074	349.5
19	23	Enea BASTIANINI	ITA	Ducati Lenovo Team	DUCATI	1'41.571	3	3	1.489 0.066	354.0
20	10	Luca MARINI	ITA	Mooney VR46 Racing Team	DUCATI	1'41.697	6	6	1.615 0.126	350.6
21	27	Iker LECUONA	SPA	LCR Honda CASTROL	HONDA	1'41.741	4	6	1.659 0.044	346.1
22	5	Johann ZARCO	FRA	Prima Pramac Racing	DUCATI	1'41.744	5	6	1.662 0.003	349.5

Practice condition: Dry

Air: 23°

Humidity: 65%

Ground: 25°

<b>Fastest Lap:</b>	Lap: 6	<b>Maverick VIÑALES</b>	1'40.082	167.5 Km/h
<b>Best Race Lap:</b>	2021	<b>Johann ZARCO</b>	1'39.939	167.7 Km/h
<b>All Time Lap Record:</b>	2023	<b>Francesco BAGNAIA</b>	1'38.639	169.9 Km/h

The results are provisional until the end of the limit for protest and appeals.

Time limit for protest expires 30' after publication of the results - ..... Time: .....

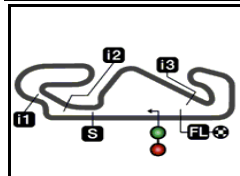
These data/results cannot be reproduced, stored and/or transmitted in whole or in part by any manner of electronic, mechanical, photocopying, recording, broadcasting or otherwise now known or herein after developed without the previous express consent by the copyright owner, except for reproduction in daily press and regular printed publications on sale to the public within 60 days of the event related to those data/results and always provided that copyright symbol appears together as follows below.

© DORNA, 2023

Official MotoGP Timing by TISSOT  
www.motogp.com

Barcelona, Sunday, September 03, 2023





4657 m.

## GRAN PREMI MONSTER ENERGY DE CATALUNYA

Warm Up

Top Speed &amp; Average

26



Rider	Nation	Motorcycle	Top 5 speeds					Average	Top
41 Aleix ESPARGARO	SPA	APRILIA	356.4	350.6	350.6	348.3	348.3	350.8	356.4
23 Enea BASTIANINI	ITA	DUCATI	336.4	333.3	219.5			296.4	354.0
43 Jack MILLER	AUS	KTM	354.0	351.7	350.6	346.1	345.0	349.5	354.0
1 Francesco Bagnaia	ITA	DUCATI	352.9	352.9	351.7	351.7	348.3	351.5	352.9
33 Brad BINDER	RSA	KTM	352.9	351.7	347.2	347.2	340.6	347.9	352.9
12 Maverick VIÑALES	SPA	APRILIA	351.7	349.5	349.5	336.4	310.3	339.5	351.7
21 Franco MORBIDELLI	ITA	YAMAHA	351.7	348.3	346.1	346.1	346.1	347.7	351.7
72 Marco BEZZECCHI	ITA	DUCATI	351.7	350.6	348.3	348.3	347.2	349.2	351.7
10 Luca MARINI	ITA	DUCATI	350.6	349.5	348.3	346.1	342.8	347.5	350.6
25 Raul FERNANDEZ	SPA	APRILIA	350.6	346.1	346.1	343.9	337.5	344.8	350.6
44 Pol ESPARGARO	SPA	KTM	350.6	348.3	346.1	346.1	345.0	347.2	350.6
88 Miguel OLIVEIRA	POR	APRILIA	350.6	349.5	347.2	342.8	332.3	344.5	350.6
89 Jorge MARTIN	SPA	DUCATI	350.6	349.5	348.3	346.1	340.6	347.0	350.6
5 Johann ZARCO	FRA	DUCATI	349.5	348.3	348.3	337.5	228.8	322.5	349.5
20 Fabio QUARTARARO	FRA	YAMAHA	349.5	349.5	349.5	349.5	348.3	349.3	349.5
36 Joan MIR	SPA	HONDA	349.5	348.3	347.2	346.1	343.9	347.0	349.5
73 Alex MARQUEZ	SPA	DUCATI	349.5	347.2	339.6	330.2	230.2	319.3	349.5
93 Marc MARQUEZ	SPA	HONDA	348.3	347.2	345.0	345.0	219.5	321.0	348.3
49 Fabio DI GIANNANTONIO	ITA	DUCATI	347.2	347.2	347.2	343.9	342.8	345.7	347.2
27 Iker LECUONA	SPA	HONDA	346.1	346.1	345.0	345.0	341.7	344.8	346.1
30 Takaaki NAKAGAMI	JPN	HONDA	345.0	338.5	333.3	330.2	318.5	333.1	345.0
37 Augusto FERNANDEZ	SPA	KTM	345.0	343.9	343.9	326.2	322.3	336.3	345.0

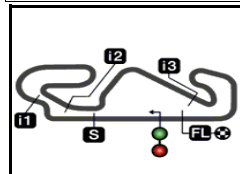
These data/results cannot be reproduced, stored and/or transmitted in whole or in part by any manner of electronic, mechanical, photocopying, recording, broadcasting or otherwise now known or herein after developed without the previous express consent by the copyright owner, except for reproduction in daily press and regular printed publications on sale to the public within 60 days of the event related to those data/results and always provided that copyright symbol appears together as follows below.

© DORNA, 2023

Official MotoGP Timing by TISSOT  
www.motogp.com



Barcelona, Sunday, September 03, 2023



4657 m.

## GRAN PREMI MONSTER ENERGY DE CATALUNYA

## Warm Up

## Chronological Analysis of Performances

27

\* Lap / Sector time cancelled

T1 Time from finish line to 1st intermediate

T3 Time from 2nd intermed. to 3rd intermed.

P Crossing the finish line in pit lane

T2 Time from 1st intermed. to 2nd intermed.

T4 Time from 3rd intermediate to finish line

\*\*Tyre data subject to further updates

Lap	Lap Time	T1	T2	T3	T4	Speed	Lap	Lap Time	T1	T2	T3	T4	Speed	
<b>1st</b>	<b>12</b>	<b>Maverick VIÑALES</b> APRILIA SPA						6	<b>1'40.362</b>	<b>16.852</b>	31.772	20.642	31.096	349.5
		Aprilia Racing												
		Runs=1 Total laps=6 Full laps=5 Valid laps=4												
<i>Run #</i>	<i>1</i>	<i>Front Tyre Slick-Medium</i>		<i>Rear Tyre Slick-Medium</i>			<i>Run #</i>	<i>1</i>	<i>Front Tyre Slick-Medium</i>		<i>Rear Tyre Slick-Medium</i>			
		7 Laps at start							7 Laps at start					
		New Tyre							New Tyre					
1	2'36.302	18.881	33.198	21.693	31.937	213.4	1	2'23.318	19.581	34.441	21.857	32.599	227.3	
2	<b>1'42.705</b>	17.848	32.472	20.953	31.432	310.3	2	<b>1'43.036</b>	17.602	32.648	21.137	31.649	332.3	
3	<b>1'41.187</b>	17.110	32.211	20.720	31.146	349.5	3	1'45.665 *	19.522*	33.664	21.082	31.397	<b>350.6</b>	
4	1'40.583 *	17.161*	31.774	20.665	30.983	336.4	4	1'40.721 *	17.081*	31.844	20.795	31.001	342.8	
5	<b>1'41.317</b>	17.440	32.059	20.720	31.098	<b>351.7</b>	5	<b>1'40.412</b>	<b>17.019</b>	<b>31.736</b>	<b>20.755</b>	<b>30.902</b>	347.2	
6	<b>1'40.082</b>	<b>16.944</b>	<b>31.650</b>	<b>20.574</b>	<b>30.914</b>	349.5	6	1'43.373 *	17.481*	33.519	21.014	31.359	349.5	
<b>2nd</b>	<b>41</b>	<b>Alex ESPARGARO</b> APRILIA SPA						<b>5th</b>	<b>88</b>	<b>Miguel OLIVEIRA</b> APRILIA POR				
		Aprilia Racing								CryptoDATA RNF MotoGP Team				
		Runs=1 Total laps=6 Full laps=5 Valid laps=3								Runs=1 Total laps=6 Full laps=5 Valid laps=2				
<i>Run #</i>	<i>1</i>	<i>Front Tyre Slick-Medium</i>		<i>Rear Tyre Slick-Medium</i>			<i>Run #</i>	<i>1</i>	<i>Front Tyre Slick-Medium</i>		<i>Rear Tyre Slick-Medium</i>			
		7 Laps at start							7 Laps at start					
		New Tyre							New Tyre					
1	2'25.270	20.907	33.398	21.592	31.516	172.5	1	2'23.318	19.581	34.441	21.857	32.599	227.3	
2	<b>1'41.257</b>	17.234	32.115	20.801	31.107	348.3	2	<b>1'43.036</b>	17.602	32.648	21.137	31.649	332.3	
3	1'44.830 *	18.966*	33.509	21.070	31.285	<b>356.4</b>	3	1'45.665 *	19.522*	33.664	21.082	31.397	<b>350.6</b>	
4	1'40.516 *	16.954*	31.745	20.744	31.073	348.3	4	1'40.721 *	17.081*	31.844	20.795	31.001	342.8	
5	<b>1'40.422</b>	16.942	31.739	20.726	31.015	350.6	5	<b>1'40.412</b>	<b>17.019</b>	<b>31.736</b>	<b>20.755</b>	<b>30.902</b>	347.2	
6	<b>1'40.111</b>	<b>16.870</b>	<b>31.704</b>	<b>20.571</b>	<b>30.966</b>	350.6	6	1'43.373 *	17.481*	33.519	21.014	31.359	349.5	
<b>3rd</b>	<b>21</b>	<b>Franco MORBIDELLI</b> YAMAHA ITA						<b>6th</b>	<b>89</b>	<b>Jorge MARTIN</b> DUCATI SPA				
		Monster Energy Yamaha MotoGP								Prima Pramac Racing				
		Runs=1 Total laps=6 Full laps=5 Valid laps=3								Runs=1 Total laps=6 Full laps=5 Valid laps=5				
<i>Run #</i>	<i>1</i>	<i>Front Tyre Slick-Medium</i>		<i>Rear Tyre Slick-Medium</i>			<i>Run #</i>	<i>1</i>	<i>Front Tyre Slick-Medium</i>		<i>Rear Tyre Slick-Medium</i>			
		7 Laps at start							8 Laps at start					
		New Tyre							New Tyre					
1	2'00.092	20.076	35.314	21.659	32.477	220.4	1	2'03.398	19.531	33.865	21.679	31.924	222.2	
2	<b>1'42.297</b>	17.356	32.452	21.124	31.365	346.1	2	<b>1'53.040</b>	17.175	35.259	28.816	31.790	348.3	
3	1'40.756 *	17.103	31.938	20.698	31.017*	346.1	3	<b>1'41.094</b>	17.236	32.122	20.707	<b>31.029</b>	346.1	
4	2'00.581 *	27.012	39.907	21.799	31.863*	<b>351.7</b>	4	<b>1'41.133</b>	17.084	32.045	20.795	31.209	340.6	
5	<b>1'40.701</b>	17.148	31.910	20.674	<b>30.969</b>	346.1	5	<b>1'40.768</b>	17.012	31.874	20.739	31.143	<b>350.6</b>	
6	<b>1'40.184</b>	<b>16.935</b>	<b>31.700</b>	<b>20.541</b>	31.008	348.3	6	<b>1'40.528</b>	<b>16.866</b>	<b>31.817</b>	<b>20.701</b>	31.144	349.5	
<b>4th</b>	<b>20</b>	<b>Fabio QUARTARARO</b> YAMAHA FRA						<b>7th</b>	<b>73</b>	<b>Alex MARQUEZ</b> DUCATI SPA				
		Monster Energy Yamaha MotoGP								Gresini Racing MotoGP				
		Runs=1 Total laps=6 Full laps=5 Valid laps=5								Runs=2 Total laps=6 Full laps=4 Valid laps=3				
<i>Run #</i>	<i>1</i>	<i>Front Tyre Slick-Medium</i>		<i>Rear Tyre Slick-Medium</i>			<i>Run #</i>	<i>1</i>	<i>Front Tyre Slick-Medium</i>		<i>Rear Tyre Slick-Soft</i>			
		7 Laps at start							20 Laps at start					4 Laps at start
		New Tyre							New Tyre					
1	1'48.996	18.773	34.488	21.516	32.012	235.2	1	2'00.342 P	19.908	34.753	21.836	42.595	225.0	
2	<b>1'41.541</b>	17.275	32.196	20.909	31.161	348.3	<i>Run #</i>	<i>2</i>	<i>Front Tyre Slick-Medium</i>		<i>Rear Tyre Slick-Medium</i>			
3	<b>1'40.700</b>	16.925	31.975	20.708	31.092	<b>349.5</b>			8 Laps at start					
4	<b>1'40.339</b>	16.881	31.814	<b>20.621</b>	<b>31.023</b>	349.5			New Tyre					
5	<b>1'40.419</b>	16.881	<b>31.745</b>	20.673	31.120	349.5	2	2'19.365	19.713	34.661	21.554	34.470	230.2	
							3	<b>1'41.928</b>	17.320	32.284	20.907	31.417	339.6	
							4	1'41.800 *	17.444*	32.213	20.827	31.316	330.2	
							5	<b>1'40.982</b>	<b>16.950</b>	<b>31.974</b>	20.723	31.335	<b>349.5</b>	
							6	<b>1'40.627</b>	16.966	32.049	<b>20.537</b>	<b>31.075</b>	347.2	
							<b>8th</b>	<b>33</b>	<b>Brad BINDER</b> KTM RSA					
									Red Bull KTM Factory Racing					
									Runs=1 Total laps=6 Full laps=5 Valid laps=4					
							<i>Run #</i>	<i>1</i>	<i>Front Tyre Slick-Medium</i>		<i>Rear Tyre Slick-Medium</i>			
									8 Laps at start					
									New Tyre					
							1	2'08.468	19.843	35.446	21.699	32.369	228.3	
							2	<b>1'43.721</b>	17.548	32.738	21.109	32.326	347.2	
<b>Fastest Lap:</b>	Maverick VIÑALES	Aprilia Racing			SPA	<b>1'40.082</b>	16.944	31.650	20.574	30.914				

These data/results cannot be reproduced, stored and/or transmitted in whole or in part by any manner of electronic, mechanical, photocopying, recording, broadcasting or otherwise now known or herein after developed without the previous express consent by the copyright owner, except for reproduction in daily press and regular printed publications on sale to the public within 60 days of the event related to those data/results and always provided that copyright symbol appears together as follows below.  
© DORNA, 2023



# Warm Up

# MotoGP

Lap	Lap Time	T1	T2	T3	T4	Speed	Lap	Lap Time	T1	T2	T3	T4	Speed
3	<b>1'40.646</b>	17.006	31.982	<b>20.625</b>	<b>31.033</b>	340.6	1	2'06.034	20.033	34.338	21.802	32.034	225.9
4	<b>1'40.631</b>	16.935	<b>31.892</b>	20.672	31.132	<b>352.9</b>	2	1'44.731 *	17.519*	34.214	21.407	31.591	351.7
5	<b>1'40.892</b>	<b>16.896</b>	32.014	20.756	31.226	347.2	3	<b>1'41.303</b>	17.143	32.121	20.843	31.196	348.3
6	1'53.398 *	20.583*	39.731	21.274	31.810	351.7	4	<b>1'40.855</b>	16.938	31.992	<b>20.755</b>	<b>31.170</b>	<b>352.9</b>
							5	1'40.805 *	<b>16.916</b>	<b>31.918</b>	20.786	31.185*	351.7
							6	1'53.240 *	19.406*	38.911	22.904*	32.019	352.9

**9th 25 Raul FERNANDEZ** APRILIA SPA  
CryptoDATA RNF MotoGP Team

Runs=1 Total laps=6 Full laps=5 Valid laps=3

Run #	1	Front Tyre	Slick-Medium	Rear Tyre	Slick-Medium	New Tyre
		8 Laps at start				
1	2'27.850	19.873	33.731	21.411	31.629	216.4
2	<b>1'41.377</b>	17.232	32.215	20.742	31.188	346.1
3	1'43.339 *	17.589*	33.300	20.993	31.457	<b>350.6</b>
4	1'40.495 *	17.136*	<b>31.694</b>	20.745	<b>30.920</b>	337.5
5	<b>1'40.640</b>	<b>17.063</b>	31.866	<b>20.723</b>	30.988	343.9
6	<b>1'41.135</b>	17.100	31.941	20.796	31.298	346.1

**10th 72 Marco BEZZECCHI** DUCATI ITA  
Mooney VR46 Racing Team

Runs=1 Total laps=6 Full laps=5 Valid laps=5

Run #	1	Front Tyre	Slick-Medium	Rear Tyre	Slick-Medium	New Tyre
		8 Laps at start				
1	1'57.880	19.111	34.993	21.995	32.526	230.7
2	<b>1'43.334</b>	17.651	33.002	21.134	31.547	348.3
3	<b>1'41.368</b>	17.220	32.301	20.749	31.098	<b>351.7</b>
4	<b>1'40.674</b>	16.974	<b>32.006</b>	20.718	<b>30.976</b>	347.2
5	<b>1'41.208</b>	17.033	32.083	20.884	31.208	348.3
6	<b>1'40.665</b>	<b>16.891</b>	32.031	<b>20.701</b>	31.042	350.6

**11th 37 Augusto FERNANDEZ** KTM SPA  
GASGAS Factory Racing Tech3

Runs=1 Total laps=6 Full laps=5 Valid laps=4

Run #	1	Front Tyre	Slick-Medium	Rear Tyre	Slick-Medium	New Tyre
		8 Laps at start				
1	2'08.710	19.882	34.857	21.977	32.083	215.5
2	<b>1'43.632</b>	17.640	32.929	21.405	31.658	322.3
3	<b>1'41.247</b>	17.237	32.055	20.888	<b>31.067</b>	326.2
4	1'42.958 *	17.384*	32.933	21.295	31.346	343.9
5	<b>1'41.317</b>	17.170	32.037	20.895	31.215	<b>345.0</b>
6	<b>1'40.785</b>	<b>17.071</b>	<b>31.904</b>	<b>20.694</b>	31.116	343.9

**12th 44 Pol ESPARGARO** KTM SPA  
GASGAS Factory Racing Tech3

Runs=1 Total laps=6 Full laps=5 Valid laps=5

Run #	1	Front Tyre	Slick-Medium	Rear Tyre	Slick-Medium	New Tyre
		8 Laps at start				
1	2'10.135	19.517	35.165	21.879	32.308	234.2
2	<b>1'42.681</b>	17.304	32.773	21.091	31.513	346.1
3	<b>1'41.778</b>	17.082	32.217	20.827	31.652	345.0
4	<b>1'40.853</b>	16.950	<b>31.954</b>	20.756	31.193	346.1
5	<b>1'41.294</b>	17.098	32.065	20.837	31.294	<b>350.6</b>
6	<b>1'40.898</b>	<b>16.891</b>	32.081	<b>20.751</b>	<b>31.175</b>	348.3

**13th 1 Francesco BAGNAIA** DUCATI ITA  
Ducati Lenovo Team

Runs=1 Total laps=6 Full laps=5 Valid laps=2

Run #	1	Front Tyre	Slick-Medium	Rear Tyre	Slick-Soft	New Tyre
		8 Laps at start			4 Laps at start	

**14th 49 Fabio DI GIANNANTONI** DUCATI ITA  
Gresini Racing MotoGP

Runs=1 Total laps=6 Full laps=5 Valid laps=4

Run #	1	Front Tyre	Slick-Medium	Rear Tyre	Slick-Medium	New Tyre
		8 Laps at start				
1	1'52.102	19.929	34.825	21.772	32.369	214.7
2	<b>1'42.328</b>	17.291	32.558	21.052	31.427	342.8
3	<b>1'41.278</b>	17.097	32.084	20.901	31.196	343.9
4	<b>1'41.119</b>	17.220	31.973	<b>20.878</b>	<b>31.048</b>	<b>347.2</b>
5	<b>1'40.894</b>	<b>16.923</b>	<b>31.862</b>	20.932	31.177	347.2
6	1'42.955 *	17.442*	33.185	21.032	31.296	347.2

**15th 43 Jack MILLER** KTM AUS  
Red Bull KTM Factory Racing

Runs=1 Total laps=6 Full laps=5 Valid laps=3

Run #	1	Front Tyre	Slick-Medium	Rear Tyre	Slick-Medium	New Tyre
		8 Laps at start				
1	2'00.218	19.667	34.773	21.707	32.296	216.4
2	1'48.069 *	18.865*	36.181	21.383	31.640	<b>354.0</b>
3	<b>1'41.906</b>	17.110	32.454	20.982	31.360	345.0
4	<b>1'41.472</b>	17.132	32.130	20.842	31.368	350.6
5	1'43.260 *	17.591*	33.497	20.826	31.346	351.7
6	<b>1'41.163</b>	<b>17.071</b>	<b>32.052</b>	<b>20.777</b>	<b>31.263</b>	346.1

**16th 30 Takaaki NAKAGAMI** HONDA JPN  
LCR Honda IDEMITSU

Runs=1 Total laps=6 Full laps=5 Valid laps=5

Run #	1	Front Tyre	Slick-Soft	Rear Tyre	Slick-Medium	New Tyre
		New Tyre		3 Laps at start		
1	2'10.856	21.462	35.835	22.192	35.706	187.5
2	<b>1'44.140</b>	17.754	32.970	21.347	32.069	318.5
3	<b>1'42.251</b>	17.605	32.449	20.899	31.298	330.2
4	<b>1'41.877</b>	17.354	32.390	20.914	31.219	<b>345.0</b>
5	<b>1'41.492</b>	17.219	32.157	20.899	<b>31.217</b>	333.3
6	<b>1'41.218</b>	<b>17.110</b>	<b>32.119</b>	<b>20.757</b>	31.232	338.5

**17th 93 Marc MARQUEZ** HONDA SPA  
Repsol Honda Team

Runs=2 Total laps=6 Full laps=4 Valid laps=2

Run #	1	Front Tyre	Slick-Medium	Rear Tyre	Slick-Soft	New Tyre
		7 Laps at start			4 Laps at start	
1	2'04.747 P	19.819	35.980	22.679	43.172	219.5
		7 Laps at start				
2	2'25.913	20.080	35.597	22.144	32.688	216.4
3	<b>1'44.006</b>	17.668	33.198	21.313	31.827	345.0
4	1'43.105 *	17.595*	32.707	21.141	31.662	345.0
5	1'44.541 *	17.837*	34.113	21.007	31.584	<b>348.3</b>
6	<b>1'41.431</b>	<b>17.040</b>	<b>32.280</b>	<b>20.767</b>	<b>31.344</b>	347.2

**Fastest Lap:** Maverick VIÑALES Aprilia Racing SPA **1'40.082** 16.944 31.650 20.574 30.914

These data/results cannot be reproduced, stored and/or transmitted in whole or in part by any manner of electronic, mechanical, photocopying, recording, broadcasting or otherwise now known or herein after developed without the previous express consent by the copyright owner, except for reproduction in daily press and regular printed publications on sale to the public within 60 days of the event related to those data/results and always provided that copyright symbol appears together as follows below.  
© DORNA, 2023



# Warm Up

MotoGP

Lap	Lap Time	T1	T2	T3	T4	Speed	Lap	Lap Time	T1	T2	T3	T4	Speed		
<b>18th</b>	<b>36</b>	<b>Joan MIR</b>			HONDA		SPA	6	<b>1'41.880</b>	17.240	<b>32.247</b>	<b>20.931</b>	31.462	348.3	
		Repsol Honda Team													
		Runs=1 Total laps=6 Full laps=5 Valid laps=4													
Run #	1	Front Tyre Slick-Medium			Rear Tyre Slick-Medium					8 Laps at start			New Tyre		
1	2'00.561	19.726	34.594	21.677	32.427	213.0									
2	<b>1'42.873</b>	17.384	32.659	21.179	31.651	343.9									
3	<b>1'41.556</b>	17.226	<b>32.167</b>	<b>20.761</b>	<b>31.402</b>	348.3									
4	<b>1'41.635</b>	17.108	32.198	20.908	31.421	<b>349.5</b>									
5	1'41.513 *	17.051	32.197	20.860	31.405*	347.2									
6	<b>1'41.505</b>	<b>17.020</b>	32.216	20.856	31.413	346.1									

<b>19th</b>	<b>23</b>	<b>Enea BASTIANINI</b>			DUCATI		ITA								
		Ducati Lenovo Team													
		Runs=1 Total laps=3 Full laps=2 Valid laps=2													
Run #	1	Front Tyre Slick-Medium			Rear Tyre Slick-Medium					8 Laps at start			New Tyre		
1	2'04.480	20.217	34.067	21.603	31.714	219.5									
2	<b>1'49.258</b>	17.264	34.679	23.983	33.332	336.4									
3	<b>1'41.571</b>	<b>17.139</b>	<b>32.315</b>	<b>20.843</b>	<b>31.274</b>	333.3									

<b>20th</b>	<b>10</b>	<b>Luca MARINI</b>			DUCATI		ITA								
		Mooney VR46 Racing Team													
		Runs=1 Total laps=6 Full laps=5 Valid laps=4													
Run #	1	Front Tyre Slick-Medium			Rear Tyre Slick-Medium					8 Laps at start			10 Laps at start		
1	2'06.778	20.295	34.561	21.773	32.309	220.4									
2	<b>1'44.553</b>	18.099	33.408	21.359	31.687	346.1									
3	<b>1'42.115</b>	17.130	32.366	21.089	31.530	342.8									
4	<b>1'41.972</b>	<b>17.025</b>	32.431	20.988	31.528	<b>350.6</b>									
5	1'44.524 *	18.092*	33.639	21.134	31.659	348.3									
6	<b>1'41.697</b>	17.129	<b>32.172</b>	<b>20.935</b>	<b>31.461</b>	349.5									

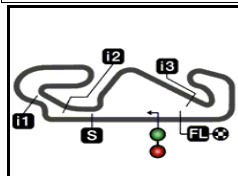
<b>21st</b>	<b>27</b>	<b>Iker LECUONA</b>			HONDA		SPA								
		LCR Honda CASTROL													
		Runs=1 Total laps=6 Full laps=5 Valid laps=5													
Run #	1	Front Tyre Slick-Medium			Rear Tyre Slick-Soft					8 Laps at start			4 Laps at start		
1	1'55.494	18.960	34.091	22.107	33.542	219.5									
2	<b>1'43.646</b>	17.488	32.882	21.458	31.818	341.7									
3	<b>1'42.154</b>	17.224	32.500	21.065	31.365	345.0									
4	<b>1'41.741</b>	17.099	32.429	20.955	<b>31.258</b>	<b>346.1</b>									
5	<b>1'41.831</b>	<b>17.062</b>	32.534	20.951	31.284	346.1									
6	<b>1'41.775</b>	17.098	<b>32.326</b>	<b>20.935</b>	31.416	345.0									

<b>22nd</b>	<b>5</b>	<b>Johann ZARCO</b>			DUCATI		FRA								
		Prima Pramac Racing													
		Runs=2 Total laps=6 Full laps=4 Valid laps=3													
Run #	1	Front Tyre Slick-Medium			Rear Tyre Slick-Medium					12 Laps at start			15 Laps at start		
1	2'01.526 P	19.682	34.958	22.135	42.442	213.8									
Run #	2	Front Tyre Slick-Medium			Rear Tyre Slick-Medium					9 Laps at start			12 Laps at start		
2	2'16.368	19.205	35.129	21.727	32.249	228.8									
3	<b>1'43.668</b>	18.120	32.964	21.112	31.472	<b>349.5</b>									
4	1'42.604 *	17.393*	32.446	21.226*	31.539	337.5									
5	<b>1'41.744</b>	<b>17.148</b>	32.259	21.026	<b>31.311</b>	348.3									

**Fastest Lap:** Maverick VIÑALES Aprilia Racing SPA **1'40.082** 16.944 31.650 20.574 30.914

These data/results cannot be reproduced, stored and/or transmitted in whole or in part by any manner of electronic, mechanical, photocopying, recording, broadcasting or otherwise now known or herein after developed without the previous express consent by the copyright owner, except for reproduction in daily press and regular printed publications on sale to the public within 60 days of the event related to those data/results and always provided that copyright symbol appears together as follows below.  
© DORNA, 2023





4657 m.

## GRAN PREMI MONSTER ENERGY DE CATALUNYA

## Official Starting Grid

Race : 24 laps = 111.768 km

28

1	<b>1</b> 1'38.639 <b>1 Francesco BAGNAIA</b> Ducati	<b>2</b> 1'38.743 <b>41 Aleix ESPARGARO</b> Aprilia	<b>3</b> 1'38.748 <b>88 Miguel OLIVEIRA</b> Aprilia
2	<b>4</b> 1'38.772 <b>12 Maverick VIÑALES</b> Aprilia	<b>5</b> 1'38.797 <b>89 Jorge MARTIN</b> Ducati	<b>6</b> 1'38.858 <b>5 Johann ZARCO</b> Ducati
3	<b>7</b> 1'39.053 <b>73 Alex MARQUEZ</b> Ducati	<b>8</b> 1'39.054 <b>49 Fabio DI GIANNANTONIO</b> Ducati	<b>9</b> 1'39.057 <b>33 Brad BINDER</b> KTM
4	<b>10</b> 1'39.368 <b>72 Marco BEZZECCHI</b> Ducati	<b>11</b> 1'39.701 <b>93 Marc MARQUEZ</b> Honda	<b>12</b> 1'39.232 <b>43 Jack MILLER</b> KTM
5	<b>13</b> 1'39.330 <b>44 Pol ESPARGARO</b> KTM	<b>14</b> 1'39.575 <b>23 Enea BASTIANINI</b> Ducati	<b>15</b> 1'39.360 <b>25 Raul FERNANDEZ</b> Aprilia
6	<b>16</b> 1'39.452 <b>21 Franco MORBIDELLI</b> Yamaha	<b>17</b> 1'39.510 <b>20 Fabio QUARTARARO</b> Yamaha	<b>18</b> 1'39.573 <b>10 Luca MARINI</b> Ducati
7	<b>19</b> 1'39.794 <b>37 Augusto FERNANDEZ</b> KTM	<b>20</b> 1'40.214 <b>36 Joan MIR</b> Honda	<b>21</b> 1'40.388 <b>30 Takaaki NAKAGAMI</b> Honda
8	<b>22</b> 1'40.580 <b>27 Iker LECUONA</b> Honda		

FIM MotoGP Stewards grid penalty for rider #23

The results are provisional until the end of the limit for protest and appeals and until the ratification of the Event Management Committee.

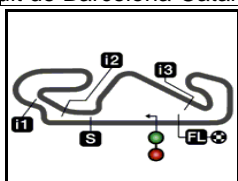
Time limit for protest expires 60' at the latest after publication of the results - ..... Time: .....

These data/results cannot be reproduced, stored and/or transmitted in whole or in part by any manner of electronic, mechanical, photocopying, recording, broadcasting or otherwise now known or herein after developed without the previous express consent of the copyright owner, except for reproduction in daily press and regular printed publications on sale to the public within 60 days of the event related to those data/results and always provided that copyright symbol appears together as follows below.

© DORNA, 2023

Official MotoGP Timing by TISSOT  
www.motogp.com

Barcelona, Sunday, September 03, 2023



4657 m.

## GRAN PREMI MONSTER ENERGY DE CATALUNYA

## Warm Up

## Best Partial Times

IT Ideal Lap Time, sum of the best partial times

BT Best Lap Time

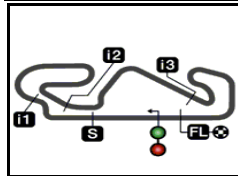
T1		T2		T3		T4				IT	BT	
Pos	Rider	Time	Rider	Time	Rider	Time	Rider	Time	Pos	Rider	IT	BT
1	F.QUARTARARO	16.852	M.VIÑALES	31.650	A.MARQUEZ	20.537	M.OLIVEIRA	30.902	1	<b>M.VIÑALES</b>	1'40.082	1'40.082 (1)
2	<b>J.MARTIN</b>	<b>16.866</b>	<b>R.FERNANDEZ</b>	<b>31.694</b>	<b>F.MORBIDELLI</b>	<b>20.541</b>	<b>M.VIÑALES</b>	<b>30.914</b>	2	<b>A.ESPARGAR</b>	1'40.111	1'40.111 (2)
3	A.ESPARGARO	16.870	F.MORBIDELLI	31.700	A.ESPARGARO	20.571	R.FERNANDEZ	30.920	3	<b>F.MORBIDELLI</b>	1'40.145	1'40.184 (3)
4	<b>P.ESPARGARO</b>	<b>16.891</b>	<b>A.ESPARGARO</b>	<b>31.704</b>	<b>M.VIÑALES</b>	<b>20.574</b>	<b>A.ESPARGARO</b>	<b>30.966</b>	4	<b>F.QUARTARAR</b>	1'40.241	1'40.339 (4)
5	M.BEZZECCHI	16.891	M.OLIVEIRA	31.736	F.QUARTARARO	20.621	F.MORBIDELLI	30.969	5	<b>R.FERNANDEZ</b>	1'40.400	1'40.640 (9)
6	<b>B.BINDER</b>	<b>16.896</b>	<b>F.QUARTARARO</b>	<b>31.745</b>	<b>B.BINDER</b>	<b>20.625</b>	<b>M.BEZZECCHI</b>	<b>30.976</b>	6	<b>M.OLIVEIRA</b>	1'40.412	1'40.412 (5)
7	F.BAGNAIA	16.916	J.MARTIN	31.817	A.FERNANDEZ	20.694	F.QUARTARARO	31.023	7	<b>J.MARTIN</b>	1'40.413	1'40.528 (6)
8	<b>F.DI GIANNANTO</b>	<b>16.923</b>	<b>F.DI GIANNANTO</b>	<b>31.862</b>	<b>M.BEZZECCHI</b>	<b>20.701</b>	<b>J.MARTIN</b>	<b>31.029</b>	8	<b>B.BINDER</b>	1'40.446	1'40.631 (8)
9	F.MORBIDELLI	16.935	B.BINDER	31.892	J.MARTIN	20.701	B.BINDER	31.033	9	<b>A.MARQUEZ</b>	1'40.536	1'40.627 (7)
10	<b>M.VIÑALES</b>	<b>16.944</b>	<b>A.FERNANDEZ</b>	<b>31.904</b>	<b>R.FERNANDEZ</b>	<b>20.723</b>	<b>F.DI GIANNANTO</b>	<b>31.048</b>	10	<b>M.BEZZECCHI</b>	1'40.574	1'40.665 (10)
11	A.MARQUEZ	16.950	F.BAGNAIA	31.918	P.ESPARGARO	20.751	A.FERNANDEZ	31.067	11	<b>F.DI GIANNAN</b>	1'40.711	1'40.894 (14)
12	<b>M.OLIVEIRA</b>	<b>17.019</b>	<b>P.ESPARGARO</b>	<b>31.954</b>	<b>F.BAGNAIA</b>	<b>20.755</b>	<b>A.MARQUEZ</b>	<b>31.075</b>	12	<b>A.FERNANDEZ</b>	1'40.736	1'40.785 (11)
13	J.MIR	17.020	A.MARQUEZ	31.974	M.OLIVEIRA	20.755	F.BAGNAIA	31.170	13	<b>F.BAGNAIA</b>	1'40.759	1'40.855 (13)
14	<b>L.MARINI</b>	<b>17.025</b>	<b>M.BEZZECCHI</b>	<b>32.006</b>	<b>T.NAKAGAMI</b>	<b>20.757</b>	<b>P.ESPARGARO</b>	<b>31.175</b>	14	<b>P.ESPARGAR</b>	1'40.771	1'40.853 (12)
15	M.MARQUEZ	17.040	J.MILLER	32.052	J.MIR	20.761	T.NAKAGAMI	31.217	15	<b>J.MILLER</b>	1'41.163	1'41.163 (15)
16	<b>I.LECUONA</b>	<b>17.062</b>	<b>T.NAKAGAMI</b>	<b>32.119</b>	<b>M.MARQUEZ</b>	<b>20.767</b>	<b>I.LECUONA</b>	<b>31.258</b>	16	<b>T.NAKAGAMI</b>	1'41.203	1'41.218 (16)
17	R.FERNANDEZ	17.063	J.MIR	32.167	J.MILLER	20.777	J.MILLER	31.263	17	<b>J.MIR</b>	1'41.350	1'41.505 (18)
18	<b>A.FERNANDEZ</b>	<b>17.071</b>	<b>L.MARINI</b>	<b>32.172</b>	<b>E.BASTIANINI</b>	<b>20.843</b>	<b>E.BASTIANINI</b>	<b>31.274</b>	18	<b>M.MARQUEZ</b>	1'41.431	1'41.431 (17)
19	J.MILLER	17.071	J.ZARCO	32.247	F.DI GIANNANTO	20.878	J.ZARCO	31.311	19	<b>E.BASTIANINI</b>	1'41.571	1'41.571 (19)
20	<b>T.NAKAGAMI</b>	<b>17.110</b>	<b>M.MARQUEZ</b>	<b>32.280</b>	<b>J.ZARCO</b>	<b>20.931</b>	<b>M.MARQUEZ</b>	<b>31.344</b>	20	<b>I.LECUONA</b>	1'41.581	1'41.741 (21)
21	E.BASTIANINI	17.139	E.BASTIANINI	32.315	L.MARINI	20.935	J.MIR	31.402	21	<b>L.MARINI</b>	1'41.593	1'41.697 (20)
22	<b>J.ZARCO</b>	<b>17.148</b>	<b>I.LECUONA</b>	<b>32.326</b>	<b>I.LECUONA</b>	<b>20.935</b>	<b>L.MARINI</b>	<b>31.461</b>	22	<b>J.ZARCO</b>	1'41.637	1'41.744 (22)

These data/results cannot be reproduced, stored and/or transmitted in whole or in part by any manner of electronic, mechanical, photocopying, recording, broadcasting or otherwise now known or herein after developed without the previous express consent by the copyright owner, except for reproduction in daily press and regular printed publications on sale to the public within 60 days of the event related to those data/results and always provided that copyright symbol appears together as follows below.

© DORNA, 2023

Official MotoGP Timing by TISSOT  
www.motogp.com





4657 m.

**GRAN PREMI MONSTER ENERGY DE CATALUNYA****Warm Up****Fastest Laps Sequence**

<i>Practice Time</i>	 <i>Rider</i>	<i>Nation</i>	<i>Motorcycle</i>	<i>Time</i>	<i>Km/h</i>	<i>Rider's Lap</i>
<b>3'30.537</b>	20 <b>Fabio QUARTARARO</b>	FRA	YAMAHA	<b>1'41.541</b>	165.1	2
<b>4'06.527</b>	41 <b>Aleix ESPARGARO</b>	SPA	APRILIA	<b>1'41.257</b>	165.5	2
<b>5'11.237</b>	20 <b>Fabio QUARTARARO</b>	FRA	YAMAHA	<b>1'40.700</b>	166.4	3
<b>5'32.835</b>	33 <b>Brad BINDER</b>	RSA	KTM	<b>1'40.646</b>	166.5	3
<b>6'51.576</b>	20 <b>Fabio QUARTARARO</b>	FRA	YAMAHA	<b>1'40.339</b>	167.0	4
<b>10'44.611</b>	21 <b>Franco MORBIDELLI</b>	ITA	YAMAHA	<b>1'40.184</b>	167.3	6
<b>10'52.406</b>	41 <b>Aleix ESPARGARO</b>	SPA	APRILIA	<b>1'40.111</b>	167.4	6
<b>11'02.176</b>	12 <b>Maverick VIÑALES</b>	SPA	APRILIA	<b>1'40.082</b>	167.5	6

These data/results cannot be reproduced, stored and/or transmitted in whole or in part by any manner of electronic, mechanical, photocopying, recording, broadcasting or otherwise now known or herein after developed without the previous express consent by the copyright owner, except for reproduction in daily press and regular printed publications on sale to the public within 60 days of the event related to those data/results and always provided that copyright symbol appears together as follows below.

© DORNA, 2023

Official MotoGP Timing by **TISSOT**  
www.motogp.com

**Barcelona, Sunday, September 03, 2023**

