

GRAN PREMIO RED BULL DI SAN MARINO E DELLA RIVIERA

Practice Nr. 3

Classification

10

	Rider	Nation	Team	Motorcycle	Time	Lap	Total	Gap	Top Speed
1	13 Celestino VIETTI	ITA	Fantic Racing	KALEX	1'36.078	12	15		251.7
2	40 Aron CANET	SPA	Pons Wegow Los40	KALEX	1'36.260	11	13	0.182 0.182	250.0
3	96 Jake DIXON	GBR	Inde GASGAS Aspar Team	KALEX	1'36.263	12	12	0.185 0.003	251.1
4	35 Somkiat CHANTRA	THA	IDEMITSU Honda Team Asia	KALEX	1'36.263	12	14	0.185	251.7
5	16 Joe ROBERTS	USA	Italtrans Racing Team	KALEX	1'36.316	14	14	0.238 0.053	248.8
6	37 Pedro ACOSTA	SPA	Red Bull KTM Ajo	KALEX	1'36.338	6	13	0.260 0.022	254.1
7	7 Barry BALTUS	BEL	Fieten Olie Racing GP	KALEX	1'36.360	11	14	0.282 0.022	250.0
8	12 Filip SALAC	CZE	QJMOTOR Gresini Moto2	KALEX	1'36.437	11	14	0.359 0.077	250.0
9	52 Jeremy ALCOBA	SPA	QJMOTOR Gresini Moto2	KALEX	1'36.464	13	14	0.386 0.027	250.0
10	21 Alonso LOPEZ	SPA	+Ego SpeedUp	BOSCOSCURO	1'36.489	9	12	0.411 0.025	251.1
11	79 Ai OGURA	JPN	IDEMITSU Honda Team Asia	KALEX	1'36.512	11	13	0.434 0.023	248.8
12	24 Marcos RAMIREZ	SPA	OnlyFans American Racing	KALEX	1'36.521	11	15	0.443 0.009	248.8
13	34 Mattia PASINI	ITA	Fieten Olie Racing GP	KALEX	1'36.528	10	13	0.450 0.007	252.3
14	22 Sam LOWES	GBR	Elf Marc VDS Racing Team	KALEX	1'36.545	11	15	0.467 0.017	248.8
15	54 Fermín ALDEGUER	SPA	+Ego SpeedUp	BOSCOSCURO	1'36.553	13	13	0.475 0.008	250.5
16	64 Bo BENDSNEYDER	NED	Pertamina Mandalika SAG Team	KALEX	1'36.588	12	12	0.510 0.035	249.4
17	84 Zonta VD GOORBERGH	NED	Fieten Olie Racing GP	KALEX	1'36.645	11	13	0.567 0.057	250.0
18	71 Dennis FOGGIA	ITA	Italtrans Racing Team	KALEX	1'36.673	13	13	0.595 0.028	252.3
19	14 Tony ARBOLINO	ITA	Elf Marc VDS Racing Team	KALEX	1'36.790	16	18	0.712 0.117	250.5
20	18 Manuel GONZALEZ	SPA	Correos Prepagó Yamaha VR46 M	KALEX	1'36.829	12	14	0.751 0.039	250.5
21	11 Sergio GARCIA	SPA	Pons Wegow Los40	KALEX	1'36.880	12	12	0.802 0.051	252.3
22	8 Senna AGIUS	AUS	Liqui Moly Husqvarna Intact GP	KALEX	1'37.104	11	12	1.026 0.224	250.0
23	28 Izan GUEVARA	SPA	Inde GASGAS Aspar Team	KALEX	1'37.478	12	14	1.400 0.374	252.3
24	33 Rory SKINNER	GBR	OnlyFans American Racing	KALEX	1'37.498	6	6	1.420 0.020	247.7
25	3 Lukas TULOVIC	GER	Liqui Moly Husqvarna Intact GP	KALEX	1'37.536	11	13	1.458 0.038	248.8
26	67 Alberto SURRA	ITA	Forward Team	FORWARD	1'37.573	4	7	1.495 0.037	249.4
27	5 Kohta NOZANE	JPN	Correos Prepagó Yamaha VR46 M	KALEX	1'37.634	13	14	1.556 0.061	246.5
28	4 Sean Dylan KELLY	USA	Forward Team	FORWARD	1'38.039	6	14	1.961 0.405	251.7
29	23 Taiga HADA	JPN	Pertamina Mandalika SAG Team	KALEX	1'38.235	6	13	2.157 0.196	250.0
30	72 Borja GOMEZ	SPA	Fantic Racing	KALEX	1'40.150	4	4	4.072 1.915	249.4

Practice condition: Dry

Air: 25°

Humidity: 58%

Ground: 30°

Fastest Lap:	Lap: 12	Celestino VIETTI	1'36.078	158.3 Km/h
Best Race Lap:	2021	Augusto FERNANDEZ	1'36.182	158.1 Km/h
All Time Lap Record:	2020	Luca MARINI	1'35.271	159.6 Km/h

The results are provisional until the end of the limit for protest and appeals.

Time limit for protest expires 30' after publication of the results - Time:

These data/results cannot be reproduced, stored and/or transmitted in whole or in part by any manner of electronic, mechanical, photocopying, recording, broadcasting or otherwise now known or herein after developed without the previous express consent by the copyright owner, except for reproduction in daily press and regular printed publications on sale to the public within 60 days of the event related to those data/results and always provided that copyright symbol appears together as follows below.

© DORNA, 2023

Official MotoGP Timing by TISSOT
www.motogp.com

Misano Adriatico, Saturday, September 09, 2023




GRAN PREMIO RED BULL DI SAN MARINO E DELLA RIVIERA

Practice Nr. 3

Combined Practice Times

11

	Rider	Nation	Team	MOTORCYCLE	P1	P2	P3	Gap				
1	37 P.ACOSTA	SPA	Red Bull KTM Ajo	KALEX	1'36.488	18	1'35.921	15	1'36.338	6		
2	13 C.VIETTI	ITA	Fantic Racing	KALEX	1'36.797	16	1'36.462	21	1'36.078	12	0.157	0.157
3	40 A.CANET	SPA	Pons Wegow Los40	KALEX	1'36.924	17	1'37.430	5	1'36.260	11	0.339	0.182
4	96 J.DIXON	GBR	Inde GASGAS Aspar Team	KALEX	1'37.262	14	1'36.622	16	1'36.263	12	0.342	0.003
5	35 S.CHANTRA	THA	IDEMITSU Honda Team Asia	KALEX	1'36.903	14	1'37.067	10	1'36.263	12	0.342	
6	16 J.ROBERTS	USA	Italtrans Racing Team	KALEX	1'36.870	18	1'36.707	17	1'36.316	14	0.395	0.053
7	7 B.BALTUS	BEL	Fieten Olie Racing GP	KALEX	1'37.070	19	1'37.535	5	1'36.360	11	0.439	0.044
8	12 F.SALAC	CZE	QJMOTOR Gresini Moto2	KALEX	1'37.383	15	1'36.802	4	1'36.437	11	0.516	0.077
9	52 J.ALCOBA	SPA	QJMOTOR Gresini Moto2	KALEX	1'38.095	15	1'37.002	18	1'36.464	13	0.543	0.027
10	21 A.LOPEZ	SPA	+Ego SpeedUp	BOSCOSCURO	1'37.563	17	1'36.632	17	1'36.489	9	0.568	0.025
11	79 A.OGURA	JPN	IDEMITSU Honda Team Asia	KALEX	1'36.679	17	1'36.978	6	1'36.512	11	0.591	0.023
12	24 M.RAMIREZ	SPA	OnlyFans American Racing	KALEX	1'37.676	17	1'37.311	19	1'36.521	11	0.600	0.009
13	34 M.PASINI	ITA	Fieten Olie Racing GP	KALEX	1'37.272	18	1'37.122	4	1'36.528	10	0.607	0.007
14	22 S.LOWES	GBR	Elf Marc VDS Racing Team	KALEX	1'37.182	13	1'36.658	18	1'36.545	11	0.624	0.017
15	54 F.ALDEGUER	SPA	+Ego SpeedUp	BOSCOSCURO	1'37.314	17	1'36.933	13	1'36.553	13	0.632	0.008
16	64 B.BENDSNEYDE	NED	Pertamina Mandalika SAG Team	KALEX	1'36.893	17	1'37.065	16	1'36.588	12	0.667	0.035
17	84 Z.VD GOORBERG	NED	Fieten Olie Racing GP	KALEX	1'37.596	16	1'37.604	8	1'36.645	11	0.724	0.057
18	71 D.FOGGIA	ITA	Italtrans Racing Team	KALEX	1'37.755	14	1'37.461	18	1'36.673	13	0.752	0.028
19	14 T.ARBOLINO	ITA	Elf Marc VDS Racing Team	KALEX	1'37.181	17	1'37.134	17	1'36.790	16	0.869	0.117
20	18 M.GONZALEZ	SPA	Correos Prepago Yamaha VR46 Ma	KALEX	1'37.879	9	1'37.005	14	1'36.829	12	0.908	0.039
21	11 S.GARCIA	SPA	Pons Wegow Los40	KALEX	1'37.804	19	1'37.132	18	1'36.880	12	0.959	0.051
22	8 S.AGIUS	AUS	Liqui Moly Husqvarna Intact GP	KALEX	1'38.455	13	1'37.752	6	1'37.104	11	1.183	0.224
23	28 I.GUEVARA	SPA	Inde GASGAS Aspar Team	KALEX	1'37.835	15	1'37.499	17	1'37.478	12	1.557	0.374
24	33 R.SKINNER	GBR	OnlyFans American Racing	KALEX	1'37.941	20	1'37.810	6	1'37.498	6	1.577	0.020
25	3 L.TULOVIC	GER	Liqui Moly Husqvarna Intact GP	KALEX	1'38.692	20	1'38.180	11	1'37.536	11	1.615	0.038
26	67 A.SURRA	ITA	Forward Team	FORWARD	1'38.312	14	1'38.140	4	1'37.573	4	1.652	0.037
27	5 K.NOZANE	JPN	Correos Prepago Yamaha VR46 Ma	KALEX	1'39.577	16	1'38.326	17	1'37.634	13	1.713	0.061
28	4 S.KELLY	USA	Forward Team	FORWARD	1'39.012	18	1'38.421	12	1'38.039	6	2.118	0.405
29	72 B.GOMEZ	SPA	Fantic Racing	KALEX	1'39.180	16	1'38.198	15	1'40.150	4	2.277	0.159
30	23 T.HADA	JPN	Pertamina Mandalika SAG Team	KALEX	1'38.863	16	1'39.073	16	1'38.235	6	2.314	0.037

Pole Position Record:	2020	Luca MARINI	1'35.271	159.6 Km/h
Best Race Lap:	2021	Augusto FERNANDEZ	1'36.182	158.1 Km/h
All Time Lap Record:	2020	Luca MARINI	1'35.271	159.6 Km/h

The results are provisional until the end of the limit for protest and appeals.

Time limit for protest expires 60' after publication of the results - Time:

These data/results cannot be reproduced, stored and/or transmitted in whole or in part by any manner of electronic, mechanical, photocopying, recording, broadcasting or otherwise now known or herein after developed without the previous express consent by the copyright owner, except for reproduction in daily press and regular printed publications on sale to the public within 60 days of the event related to those data/results and always provided that copyright symbol appears together as follows below.

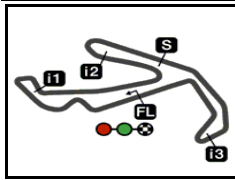
© DORNA, 2023

Official MotoGP Timing by TISSOT
www.motogp.com

Misano Adriatico, Saturday, September 09, 2023







4226 m.

GRAN PREMIO RED BULL DI SAN MARINO E DELLA RIVIERA

Practice Nr. 3

Top Speed & Average

12



Rider	Nation	Motorcycle	Top 5 speeds					Average	Top
37 Pedro ACOSTA	SPA	KALEX	254.1	253.5	252.9	251.7	251.7	252.8	254.1
11 Sergio GARCIA	SPA	KALEX	252.3	251.7	251.1	251.1	250.5	251.2	252.3
28 Izan GUEVARA	SPA	KALEX	252.3	251.7	251.1	251.1	250.0	251.2	252.3
34 Mattia PASINI	ITA	KALEX	252.3	252.3	252.3	251.7	249.4	251.6	252.3
71 Dennis FOGGIA	ITA	KALEX	252.3	251.7	251.7	250.5	250.0	251.0	252.3
4 Sean Dylan KELLY	USA	FORWARD	251.7	250.5	250.5	250.5	250.5	250.7	251.7
13 Celestino VIETTI	ITA	KALEX	251.7	251.7	251.1	251.1	251.1	251.3	251.7
35 Somkiat CHANTRA	THA	KALEX	251.7	250.5	250.0	250.0	250.0	250.4	251.7
21 Alonso LOPEZ	SPA	BOSCOSCURO	251.1	250.0	249.4	248.8	248.2	249.3	251.1
96 Jake DIXON	GBR	KALEX	251.1	251.1	250.5	250.5	250.0	250.5	251.1
14 Tony ARBOLINO	ITA	KALEX	250.5	250.0	250.0	248.8	248.8	249.4	250.5
18 Manuel GONZALEZ	SPA	KALEX	250.5	250.5	249.4	249.4	249.4	249.7	250.5
54 Fermín ALDEGUER	SPA	BOSCOSCURO	250.5	250.5	249.4	249.4	248.8	249.3	250.5
7 Barry BALTUS	BEL	KALEX	250.0	250.0	249.4	249.4	248.8	249.5	250.0
8 Senna AGIUS	AUS	KALEX	250.0	250.0	249.4	249.4	248.8	249.4	250.0
12 Filip SALAC	CZE	KALEX	250.0	249.4	249.4	248.8	248.8	249.1	250.0
23 Taiga HADA	JPN	KALEX	250.0	249.4	249.4	248.8	248.8	249.3	250.0
40 Aron CANET	SPA	KALEX	250.0	250.0	249.4	248.8	248.8	249.2	250.0
52 Jeremy ALCOBA	SPA	KALEX	250.0	250.0	249.4	249.4	248.8	249.5	250.0
84 Zonta VD GOORBERGH	NED	KALEX	250.0	250.0	250.0	250.0	249.4	249.8	250.0
64 Bo BENDSNEYDER	NED	KALEX	249.4	248.2	247.7	247.7	247.7	248.1	249.4
67 Alberto SURRA	ITA	FORWARD	249.4	248.2	247.7	247.7	247.1	248.0	249.4
72 Borja GOMEZ	SPA	KALEX	249.4	248.2	247.7	247.7	247.1	248.0	249.4
3 Lukas TULOVIC	GER	KALEX	248.8	248.2	247.7	247.1	247.1	247.6	248.8
16 Joe ROBERTS	USA	KALEX	248.8	248.2	247.7	247.7	247.1	247.9	248.8
22 Sam LOWES	GBR	KALEX	248.8	247.7	247.7	247.7	247.1	247.8	248.8
24 Marcos RAMIREZ	SPA	KALEX	248.8	248.8	248.2	248.2	248.2	248.4	248.8
79 Ai OGURA	JPN	KALEX	248.8	248.2	248.2	247.7	247.7	248.1	248.8
33 Rory SKINNER	GBR	KALEX	247.7	247.7	247.7	246.0	246.0	247.0	247.7
5 Kohta NOZANE	JPN	KALEX	246.5	246.0	246.0	245.4	244.8	245.6	246.5

These data/results cannot be reproduced, stored and/or transmitted in whole or in part by any manner of electronic, mechanical, photocopying, recording, broadcasting or otherwise now known or herein after developed without the previous express consent by the copyright owner, except for reproduction in daily press and regular printed publications on sale to the public within 60 days of the event related to those data/results and always provided that copyright symbol appears together as follows below.

© DORNA, 2023

Official MotoGP Timing by TISSOT
www.motogp.com



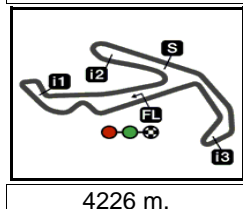
Misano Adriatico, Saturday, September 09, 2023

GRAN PREMIO RED BULL DI SAN MARINO E DELLA RIVIERA

Practice Nr. 3

Chronological Analysis of Performances

13



4226 m.

* Lap / Sector time cancelled		T1 Time from finish line to 1st intermediate					T3 Time from 2nd intermed. to 3rd intermed.						
P Crossing the finish line in pit lane		T2 Time from 1st intermed. to 2nd intermed.					T4 Time from 3rd intermediate to finish line						
Lap	Lap Time	T1	T2	T3	T4	Speed	Lap	Lap Time	T1	T2	T3	T4	Speed
1st	13	Celestino VIETTI Fantic Racing ITA					9	1'43.599	27.387	22.863	26.926	26.423	247.7
		Runs=2	Total laps=15	Full laps=12	Valid laps=9	10	1'38.707	26.636	22.284	25.882	23.905	250.5	
1	1'58.406	35.102	24.001	29.160	24.716	246.5	11	1'36.393	26.561	22.212	25.998	21.622	251.1
2	1'42.346 *	27.433	25.595	26.824*	22.494	250.0	12	1'36.263	26.452	22.159	25.969	21.683	250.5
3	1'37.485	26.849	22.402	26.281	21.953	251.1	PIT 26.461 25.200 32.313 20.121 223.1						
4	1'37.895	27.152	22.481	26.340	21.922	250.0	4th 35 Somkiat CHANTRA IDEMITSU Honda Tea THA						
5	1'37.144	26.843	22.333	26.158	21.810	251.1		Runs=2	Total laps=14	Full laps=11	Valid laps=9		
6	1'37.240	26.679	22.274	26.506	21.781	251.7	1	2'39.545	35.825	23.909	27.342	22.301	245.4
7	1'37.024	26.714	22.270	26.150	21.890	250.5	2	1'38.173 *	27.215	22.679	26.291	21.988*	250.0
8	1'42.159 P	32.83*	23.943	28.743	16.637	231.2	3	1'37.581	26.908	22.366	26.274	22.033	250.5
9	1'52.143	37.412	25.422	27.172	22.137	247.7	4	1'37.217	26.787	22.427	26.186	21.817	250.0
10	1'36.965	26.960	22.177	26.068	21.760	250.5	5	1'43.322 P	32.618	26.345	27.127	17.232	248.8
11	1'36.470	26.499	22.209	26.021	21.741	251.1	6	1'49.284	36.795	23.447	26.832	22.210	246.0
12	1'36.078	26.518	22.058	25.914	21.588	250.5	7	1'37.261	26.798	22.451	26.110	21.902	248.2
13	1'36.134	26.458	22.110	25.975	21.591	251.1	8	1'36.858	26.785	22.313	26.026	21.734	250.0
14	1'54.212 *	33.31*	22.972	35.615*	22.308	126.6	9	1'37.303	26.717	22.450	26.198	21.938	249.4
15	1'37.153 *	26.436	22.102	26.022	22.593*	251.7	10	1'36.632	26.692	22.251	26.027	21.662	248.8
PIT		38.930	26.791	35.447	23.923	203.7	11	1'40.622	27.422	22.564	28.708	21.928	217.3
2nd	40	Aron CANET Pons Wegow Los40 SPA					12	1'36.263	26.636	22.183	25.892	21.552	251.7
		Runs=2	Total laps=13	Full laps=10	Valid laps=7	13	1'39.124	27.759	22.737	26.582	22.046	248.8	
1	2'41.060	33.833	23.454	26.931	22.727	247.7	14	1'37.486 *	26.744	22.255	26.252	22.235*	250.0
2	1'37.962	27.144	22.543	26.440	21.835	249.4	PIT 34.968 27.750 32.723 20.400 184.9						
3	1'37.980	26.895	22.434	26.742	21.909	248.2	5th 16 Joe ROBERTS Italtrans Racing Team USA						
4	1'37.237	26.829	22.313	26.356	21.739	248.8		Runs=2	Total laps=14	Full laps=11	Valid laps=8		
5	1'37.134 *	26.644	22.323	26.335	21.832*	247.7	1	2'37.934	37.068	23.887	27.123	22.555	246.0
6	1'37.027	26.674	22.358	26.244	21.751	248.8	2	1'39.232	27.549	22.998	26.575	22.110	245.4
7	1'43.487 *	26.655	27.547	27.118*	22.167*	247.7	3	1'38.118	26.981	22.481	26.476	22.180	246.0
8	1'36.778	26.583	22.283	26.183	21.729	248.8	4	1'38.360 *	27.192	22.616	26.495*	22.057	247.7
9	1'39.832 P	28.93*	23.514	28.011	19.370	242.6	5	1'38.999 *	26.868	23.316	26.650	22.165*	246.5
10	2'10.621 *	47.540	25.217	30.402*	27.462	240.0	6	1'37.311	26.769	22.442	26.187	21.913	248.2
11	1'36.260	26.505	22.297	26.027	21.431	250.0	7	1'37.680 *	26.713	22.496	26.321*	22.150*	246.0
12	1'40.107 *	29.99*	22.272	26.281	21.560	250.0	8	1'37.351	26.680	22.457	26.279	21.935	246.5
13	1'36.344	26.456	22.214	26.067	21.607	248.8	9	1'37.675	26.705	22.522	26.371	22.077	247.1
PIT		26.884	26.862	32.540	23.033	205.3	10	1'37.882 P	27.392	24.457	27.706	18.327	243.2
3rd	96	Jake DIXON Inde GASGAS Aspar GBR					11	1'54.603	35.964	23.921	32.737	21.981	166.9
		Runs=2	Total laps=12	Full laps=9	Valid laps=8	12	1'36.616	26.566	22.363	26.011	21.676	246.5	
1	2'49.716	33.442	23.027	26.637	22.044	247.7	13	1'36.394	26.499	22.268	25.951	21.676	247.7
2	1'37.499	26.899	22.526	26.333	21.741	248.8	14	1'36.316	26.389	22.196	26.035	21.696	248.8
3	1'36.736	26.584	22.138	26.224	21.790	250.0	PIT 26.806 22.393 29.404 23.473 244.8						
4	1'36.653	26.633	22.176	26.157	21.687	250.0	6th 37 Pedro ACOSTA Red Bull KTM Ajo SPA						
5	1'37.002 *	26.680	22.303	26.226	21.793*	250.0		Runs=3	Total laps=13	Full laps=8	Valid laps=4		
6	1'37.014	26.749	22.226	26.170	21.869	251.1	1	2'49.288	33.689	22.982	26.688	21.920	249.4
7	1'41.139 P	29.930	23.555	29.891	17.763	212.5	2	1'37.136	26.689	22.268	26.356	21.823	250.5
8	2'04.146	36.530	23.722	27.174	36.720	241.0							

Fastest Lap: Celestino VIETTI Fantic Racing ITA **1'36.078** 26.518 22.058 25.914 21.588

These data/results cannot be reproduced, stored and/or transmitted in whole or in part by any manner of electronic, mechanical, photocopying, recording, broadcasting or otherwise now known or herein after developed without the previous express consent by the copyright owner, except for reproduction in daily press and regular printed publications on sale to the public within 60 days of the event related to those data/results and always provided that copyright symbol appears together as follows below.
© DORNA, 2023

Practice Nr. 3

Moto2

Lap	Lap Time	T1	T2	T3	T4	Speed	Lap	Lap Time	T1	T2	T3	T4	Speed
3	1'36.882 *	26.558	22.129	26.242	21.953*	250.5	6	1'37.858	26.902	22.599	26.425	21.932	248.2
4	1'36.412	26.528	22.077	26.215	21.592	251.7	7	1'38.346 *	26.893	22.854	26.614*	21.985*	248.2
5	1'36.505 *	26.496	22.082	26.270	21.657*	251.1	8	1'42.378	27.006	22.486	26.694	26.192	247.7
6	1'36.338	26.450	22.149	26.081	21.658	254.1	9	1'37.669	26.833	22.494	26.327	22.015	247.1
7	1'37.239 *	26.542	22.181	26.392*	22.124*	252.9	10	1'35.730 P	27.599	23.406	27.387	17.338	240.5
8	1'37.366 P	29.79*	22.781	27.453	17.338	241.0	11	1'47.453 *	35.594	23.301	26.517*	22.041*	246.5
9	2'02.824	34.964	23.113	27.708	37.039	237.8	12	1'37.085	26.761	22.329	26.273	21.722	249.4
10	1'34.900 P	26.733	22.210	29.506*	16.451	184.3	13	1'36.464	26.564	22.236	25.984	21.680	249.4
11	1'43.753 *	32.977	22.416	26.676*	21.684	251.7	14	1'36.556	26.536	22.289	26.068	21.663	248.8
12	1'36.705	26.510	22.102	26.137	21.956	253.5	unfinished	26.549	22.271	26.073		250.0	
13	1'36.298 *	26.495	22.030	26.192	21.581*	251.1							
	PIT	33.462	24.857	34.869	20.335	234.7							

7th	7	Barry BALTUS	Fieten Olie Racing GP BEL			
		Runs=2	Total laps=14	Full laps=11	Valid laps=6	
1	2'31.919	33.202	23.712	28.761	22.650	225.0
2	1'43.451 *	27.208	22.687	30.023*	23.533	237.3
3	1'37.507	26.862	22.353	26.442	21.850	249.4
4	1'36.909	26.829	22.277	26.093	21.710	250.0
5	1'37.557 *	27.006	22.388	26.260	21.903*	248.2
6	1'36.909	26.649	22.349	26.167	21.744	249.4
7	1'46.569 *	29.33*	23.028	31.997*	22.209*	250.0
8	1'32.910 P	26.864	22.432	26.292	17.322	247.1
9	1'59.341 *	43.444	23.533	28.266*	24.098	231.2
10	1'36.545	26.583	22.273	26.002	21.687	248.2
11	1'36.360	26.417	22.173	26.137	21.633	248.8
12	1'37.452 *	26.591	22.590	26.319*	21.952	247.7
13	1'37.204	26.580	22.399	26.216	22.009	247.7
14	1'37.135 *	26.732	22.279	26.208	21.916*	248.2
	PIT	29.275	28.341	32.354	21.414	200.3

8th	12	Filip SALAC	QJMOTOR Gresini M CZE			
		Runs=2	Total laps=14	Full laps=11	Valid laps=9	
1	3'02.166	37.498	23.751	27.378	22.329	246.0
2	1'37.947	27.018	22.501	26.277	22.151	247.7
3	1'37.438	26.774	22.330	26.173	22.161	248.2
4	1'37.669	26.884	22.437	26.355	21.993	248.2
5	1'38.195 *	27.171	22.321	26.360	22.343*	248.8
6	1'37.693	26.857	22.345	26.296	22.195	249.4
7	1'35.686 P	26.971	23.111	27.733	17.871	242.6
8	1'52.051	36.067	23.464	27.553	24.967	243.7
9	1'36.831	26.673	22.269	26.131	21.758	248.8
10	1'36.635	26.572	22.205	26.056	21.802	248.8
11	1'36.437	26.497	22.180	26.066	21.694	249.4
12	1'57.934 *	29.88*	23.197	26.736	38.113	250.0
13	1'47.026	28.561	24.472	26.554	27.439	248.8
14	1'39.618	26.662	22.999	27.843	22.114	241.0
	PIT	26.594	24.024	33.698	20.826	198.1

9th	52	Jeremy ALCOBA	QJMOTOR Gresini M SPA			
		Runs=2	Total laps=14	Full laps=11	Valid laps=9	
1	2'23.519	36.179	25.185	27.697	22.811	242.6
2	1'39.695	27.584	23.055	26.907	22.149	248.2
3	1'38.339	27.266	22.664	26.484	21.925	250.0
4	1'38.393	27.138	22.562	26.622	22.071	247.1
5	1'42.626 *	27.004	23.015	30.138*	22.469*	198.1

10th	21	Alonso LOPEZ	+Ego SpeedUp SPA			
		Runs=3	Total laps=12	Full laps=7	Valid laps=4	
1	2'24.702	35.009	23.084	26.858	22.136	245.4
2	1'38.288	26.992	22.640	26.511	22.145	251.1
3	1'37.549 *	26.778	22.431	26.329	22.011*	248.2
4	1'42.123	27.074	24.988	27.781	22.280	246.0
5	1'39.680 *	26.820	22.605	27.183	23.072*	248.2
6	1'36.964 P	26.895	23.641	28.041	18.387	241.6
7	1'47.215	35.742	23.080	26.459	21.934	246.0
8	1'36.710	26.601	22.194	25.964	21.951	248.8
9	1'36.489	26.539	22.193	25.989	21.768	250.0
10	1'36.879 *	26.586	22.178	26.052	22.063*	249.4
11	1'43.390 P	27.182	27.194	30.824	18.190	160.7
12	1'48.627	35.575	23.614	26.942	22.496	246.5

11th	79	Ai OGURA	IDEMITSU Honda Tea JPN			
		Runs=2	Total laps=13	Full laps=10	Valid laps=7	
1	2'23.403	36.374	25.108	27.752	22.895	242.6
2	1'39.662	27.571	22.917	26.584	22.590	246.0
3	1'38.319	27.301	22.533	26.449	22.036	248.2
4	1'42.247	27.187	22.425	30.256	22.379	238.9
5	1'37.438 *	26.868	22.388	26.346	21.836*	247.1
6	1'37.382	26.893	22.358	26.325	21.806	248.8
7	1'38.117 *	26.985	22.398	26.605*	22.129*	247.7
8	1'35.274 P	27.177	22.722	27.015	18.360	246.0
9	1'48.455 *	35.930	23.556*	26.863	22.106*	244.8
10	1'36.920	26.736	22.262	26.254	21.668	247.1
11	1'36.512	26.611	22.167	26.128	21.606	247.7
12	1'36.541	26.686	22.154	26.143	21.558	248.2
13	1'36.719 *	26.622	22.138	26.261	21.698*	247.1
	PIT	26.699	34.715	32.303	24.554	204.9

12th	24	Marcos RAMIREZ	OnlyFans American R SPA			
		Runs=2	Total laps=15	Full laps=12	Valid laps=8	
1	1'49.709	34.986	23.654	27.109	22.300	246.0
2	1'38.232	27.309	22.564	26.526	21.833	248.8
3	1'37.199 *	26.810	22.374	26.385*	21.630	248.8
4	1'36.989	26.733	22.191	26.378	21.687	248.2
5	1'36.942	26.687	22.268	26.255	21.732	248.2
6	1'36.959	26.589	22.294	26.333	21.743	247.1
7	1'42.787 P	30.54*	23.821	29.556	18.864	211.3
8	1'53.076	36.342	23.599	30.843	22.292	201.4
9	1'37.347	26.949	22.381	26.256	21.761	246.5
10	1'36.704	26.693	22.197	26.155	21.659	247.1
11	1'36.521	26.518	22.163	26.237	21.603	247.1

Fastest Lap: Celestino VIETTI Fantic Racing ITA **1'36.078** 26.518 22.058 25.914 21.588

These data/results cannot be reproduced, stored and/or transmitted in whole or in part by any manner of electronic, mechanical, photocopying, recording, broadcasting or otherwise now known or herein after developed without the previous express consent by the copyright owner, except for reproduction in daily press and regular printed publications on sale to the public within 60 days of the event related to those data/results and always provided that copyright symbol appears together as follows below.
© DORNA, 2023

Official MotoGP Timing by TISSOT
www.motogp.com

Misano Adriatico, Saturday, September 09, 2023 Page 2 of 5

moto2



Practice Nr. 3

Moto2

Lap	Lap Time	T1	T2	T3	T4	Speed	Lap	Lap Time	T1	T2	T3	T4	Speed	
12	1'40.867 *	29.30 *	22.848	26.739	21.979	246.5	13	1'36.553	26.585	22.123	26.129	21.716	250.5	
13	1'40.631 *	27.020	22.380	28.721 *	22.510	246.5		PIT	26.605	22.209	30.182	21.464	234.2	
14	1'37.254	26.780	22.253	26.330	21.891	248.2								
15	1'42.916 *	27.043	22.413	28.589	24.871 *	216.8								
	unfinished	36.039	27.030	1'05.068		86.7								
13th	34	Mattia PASINI	Fieten Olie Racing GP ITA					16th	64	Bo BENDSNEYDER	Pertamina Mandalika NED			
		Runs=2	Total laps=13	Full laps=10	Valid laps=7				Runs=2	Total laps=12	Full laps=9	Valid laps=7		
1	2'31.744	33.609	24.051	28.721	22.639	228.8	1	2'50.144	34.146	23.852	26.780	22.031	247.1	
2	1'42.025	27.182	23.208	28.234	23.401	220.8	2	1'37.892	26.846	22.902	26.280	21.864	247.7	
3	1'40.073	26.827	22.421	28.902	21.923	205.3	3	1'37.034	26.608	22.429	26.213	21.784	248.2	
4	1'36.896	26.692	22.276	26.237	21.691	252.3	4	1'36.837	26.618	22.360	26.174	21.685	249.4	
5	1'39.553 *	26.830	22.343	26.274	24.106 *	251.7	5	1'37.361 *	26.602	22.456	26.473	21.830 *	247.7	
6	1'40.391 *	28.52 *	22.564	27.396	21.905	226.4	6	1'37.462	26.739	22.435	26.301	21.987	247.7	
7	1'35.872 P	26.868	23.707	27.254 *	18.043	252.3	7	1'37.566 P	26.720	24.484	28.049 *	18.313	238.9	
8	1'45.658 *	32.380	23.116	27.635 *	22.527	227.8	8	1'45.423 *	33.816	23.041 *	26.452	22.114	244.3	
9	1'36.650	26.627	22.215	26.126	21.682	248.8	9	1'36.810	26.506	22.444	26.072	21.788	247.1	
10	1'36.528	26.565	22.087	26.186	21.690	249.4	10	1'36.814	26.557	22.359	26.129	21.769	246.5	
11	1'48.316	26.733	26.161	33.492	21.930	203.3	11	1'39.989 *	26.613	24.183	26.779 *	22.414	245.4	
12	1'50.916	27.755	25.421	35.567	22.173	134.4	12	1'36.588	26.470	22.327	26.113	21.678	247.7	
13	1'38.075 *	26.479	22.251	26.095	23.250 *	252.3		PIT	26.457	22.637	29.336	24.207	173.6	
	PIT	33.627	27.311	36.388	22.348	152.1								
14th	22	Sam LOWES	Elf Marc VDS Racing GBR					17th	84	Zonta VD GOORBE	Fieten Olie Racing GP NED			
		Runs=2	Total laps=15	Full laps=12	Valid laps=10				Runs=2	Total laps=13	Full laps=10	Valid laps=7		
1	2'35.979	35.670	23.559	27.414	22.684	243.7	1	2'50.697	33.939	23.354	26.886	22.282	250.0	
2	1'39.084 *	27.103	23.068	26.801 *	22.112	245.4	2	1'37.938	26.988	22.638	26.354	21.958	250.0	
3	1'37.693	26.870	22.419	26.527	21.877	245.4	3	1'37.136	26.658	22.373	26.272	21.833	250.0	
4	1'36.810	26.634	22.345	26.156	21.675	247.7	4	1'37.182	26.589	22.445	26.305	21.843	250.0	
5	1'42.915 P	29.437	23.626	30.979	18.873	237.3	5	1'39.631 *	26.717	23.256	27.102	22.556 *	248.8	
6	1'48.359	36.637	22.835	26.679	22.208	244.8	6	1'37.272	26.648	22.388	26.461	21.775	249.4	
7	1'37.044	26.536	22.422	26.295	21.791	246.0	7	1'44.858 *	31.69 *	23.016	27.420	22.724 *	247.1	
8	1'36.634	26.481	22.216	26.182	21.755	246.0	8	1'34.923 P	26.831	22.853	28.006	17.233	238.9	
9	1'36.730	26.462	22.384	26.179	21.705	247.1	9	1'46.244 *	34.301	23.021 *	26.918	22.004	243.2	
10	1'36.763	26.559	22.305	26.198	21.701	246.5	10	1'38.168	26.807	22.472	26.371	22.518	247.7	
11	1'36.545	26.601	22.204	26.146	21.594	246.0	11	1'36.645	26.630	22.239	26.093	21.683	249.4	
12	1'37.181	26.554	22.261	26.253	22.113	246.5	12	1'38.554	27.337	22.929	26.474	21.814	247.7	
13	1'44.433	33.036	22.548	26.844	22.005	248.8	13	1'38.334 *	26.660	22.456	26.454 *	22.764	248.2	
14	1'36.659	26.464	22.389	26.155	21.651	247.7		PIT	26.804	22.532	27.457	21.106	245.4	
15	1'36.178 *	26.301	22.252	26.007	21.618 *	247.7								
	PIT	26.437	26.826	35.073	20.876	217.7								
15th	54	Fermin ALDEGUER	+Ego SpeedUp SPA					18th	71	Dennis FOGGIA	Italtrans Racing Team ITA			
		Runs=2	Total laps=13	Full laps=10	Valid laps=9				Runs=2	Total laps=13	Full laps=10	Valid laps=6		
1	1'48.454	33.486	23.547	27.018	22.352	246.5	1	2'38.900	36.840	25.307	27.250	22.533	246.0	
2	1'37.834	27.069	22.580	26.261	21.924	248.8	2	1'39.576 *	27.649	23.060	26.683 *	22.184	250.0	
3	1'36.982	26.648	22.317	26.172	21.845	248.8	3	1'38.958	27.081	22.724	26.754	22.399	248.8	
4	1'37.218	26.825	22.291	26.260	21.842	249.4	4	1'38.042 *	26.931	22.591	26.500 *	22.020	250.0	
5	1'36.808	26.619	22.307	26.144	21.738	248.8	5	1'38.126 *	26.913	22.667	26.555 *	21.991 *	249.4	
6	1'45.409	27.006	25.194	30.317	22.892	213.4	6	1'38.173	26.836	22.546	26.811	21.980	252.3	
7	1'37.041	26.686	22.371	26.199	21.785	249.4	7	1'37.691 *	26.748	22.603	26.415 *	21.925 *	251.7	
8	1'37.089 *	26.668	22.268	26.176	21.977 *	248.8	8	1'37.587	26.822	22.413	26.417	21.935	249.4	
9	1'36.736	26.680	22.221	26.214	21.621	248.8	9	1'37.440	26.701	22.497	26.345	21.897	249.4	
10	1'45.568 P	30.396	27.345	29.378 *	18.449	230.7	10	1'33.771 P	26.784	22.509	26.691	17.787	248.8	
11	1'47.832	34.880	23.513	27.185	22.254	247.7	11	1'46.398 *	33.674	23.232	27.418	22.074 *	231.2	
12	1'37.350	26.930	22.387	26.285	21.748	250.5	12	1'36.966	26.722	22.380	26.204	21.660	250.5	
							13	1'36.673	26.549	22.231	26.210	21.683	251.7	
								PIT	26.572	30.702	36.976	25.785	191.1	
19th	14	Tony ARBOLINO	Elf Marc VDS Racing ITA											
		Runs=1	Total laps=18	Full laps=17	Valid laps=15									
1	1'49.161	32.613	23.699	27.050	22.299	243.7								

Fastest Lap: Celestino VIETTI Fantic Racing ITA 1'36.078 26.518 22.058 25.914 21.588

These data/results cannot be reproduced, stored and/or transmitted in whole or in part by any manner of electronic, mechanical, photocopying, recording, broadcasting or otherwise now known or herein after developed without the previous express consent by the copyright owner, except for reproduction in daily press and regular printed publications on sale to the public within 60 days of the event related to those data/results and always provided that copyright symbol appears together as follows below.
© DORNA, 2023

Official MotoGP Timing by TISSOT
www.motogp.com

Misano Adriatico, Saturday, September 09, 2023 Page 3 of 5

moto2



Practice Nr. 3

Moto2

Lap	Lap Time	T1	T2	T3	T4	Speed	Lap	Lap Time	T1	T2	T3	T4	Speed
2	1'38.049	27.053	22.643	26.366	21.987	248.2	2	1'39.818	27.291	23.155	27.036	22.336	246.5
3	1'37.121	26.742	22.298	26.283	21.798	248.8	3	1'38.418	27.266	22.411	26.564	22.177	248.2
4	1'36.919	26.621	22.325	26.237	21.736	248.2	4	1'37.988	27.000	22.389	26.565	22.034	247.7
5	1'37.020	26.667	22.352	26.265	21.736	248.2	5	1'37.926 *	26.985	22.438	26.524	21.979*	248.8
6	1'36.865	26.596	22.209	26.289	21.771	247.7	6	1'37.730	26.865	22.396	26.382	22.087	250.0
7	1'37.202	26.638	22.264	26.273	22.027	247.1	7	1'37.831 *	26.955	22.365	26.461*	22.050*	249.4
8	1'38.129 *	26.675	22.256	26.268	22.930*	247.1	8	1'34.193 P	26.937	22.241	26.433	18.582	248.8
9	1'44.266	27.066	26.168	28.825	22.207	233.7	9	1'51.446	33.504	22.990	32.485	22.467	217.3
10	1'37.324	26.649	22.393	26.365	21.917	247.1	10	1'37.232	26.690	22.237	26.358	21.947	248.2
11	1'37.150	26.692	22.277	26.311	21.870	247.1	11	1'37.104	26.762	22.214	26.312	21.816	250.0
12	1'36.957	26.677	22.271	26.225	21.784	248.2	12	1'37.454	26.967	22.248	26.310	21.929	249.4
13	1'41.434	26.747	22.165	26.423	26.099	248.8		PIT	26.877	22.348	30.617	20.247	193.2
14	1'36.838	26.586	22.256	26.120	21.876	250.5							
15	1'39.022	27.672	23.226	26.260	21.864	250.0							
16	1'36.790	26.592	22.186	26.181	21.831	250.0							
17	1'36.916	26.571	22.266	26.298	21.781	248.8							
18	1'36.649 *	26.544	22.169	26.195	21.741*	248.8							
	PIT	27.113	30.259	30.913	22.582	198.8							

20th 18 Manuel GONZALEZ Correos Prepago Yam SPA

Runs=2 Total laps=14 Full laps=11 Valid laps=6

1	1'57.746	34.698	23.618	27.414	25.572	245.4
2	1'44.495 *	27.653	22.612	26.796*	27.434	247.7
3	1'37.133	26.802	22.268	26.190	21.873	250.5
4	1'43.261 *	27.224	26.086	27.676*	22.275	242.1
5	1'38.423	26.946	22.518	26.460	22.499	249.4
6	1'37.270	26.822	22.295	26.154	21.999	249.4
7	1'36.348 P	27.046	22.348	29.198*	17.756	231.7
8	1'46.156	33.638	23.104	27.017	22.397	244.8
9	1'44.756	26.919	22.386	29.788	25.663	213.0
10	1'36.888	26.608	22.178	26.183	21.919	249.4
11	1'36.951 *	26.697	22.166	26.240*	21.848	249.4
12	1'36.829	26.635	22.239	26.157	21.798	249.4
13	1'52.299 *	31.30*	22.827	26.749	31.418	248.2
14	1'37.177 *	26.741	22.213	26.058	22.165*	250.5
	PIT	27.039	26.623	30.593	21.873	228.3

21st 11 Sergio GARCIA Pons Wegow Los40 SPA

Runs=2 Total laps=12 Full laps=9 Valid laps=8

1	2'36.833	42.510	26.603	33.007	22.595	247.1
2	1'42.840	27.195	25.191	27.540	22.914	251.7
3	1'37.979	26.972	22.553	26.376	22.078	251.1
4	1'38.643	26.995	22.452	26.574	22.622	252.3
5	1'37.528 *	26.894	22.332	26.409	21.893*	251.1
6	1'37.471	26.896	22.346	26.325	21.904	250.5
7	3'14.737 P	26.724	22.273	26.336*	1'59.404	250.0
8	1'48.255 *	35.736	23.507*	26.886	22.126	246.0
9	1'37.152	26.741	22.418	26.173	21.820	250.5
10	2'07.599	27.137	28.598	32.280	39.584	248.2
11	1'45.854	34.859	22.749	26.343	21.903	249.4
12	1'36.880	26.577	22.318	26.194	21.791	250.0
	PIT	26.695	23.610	32.099	19.006	224.5

22nd 8 Senna AGIUS Liqui Moly Husqvarna AUS

Runs=2 Total laps=12 Full laps=9 Valid laps=7

1	2'32.170	33.514	23.982	28.956	22.623	217.7
---	----------	--------	--------	--------	--------	-------

23rd 28 Izan GUEVARA Inde GASGAS Aspar SPA

Runs=2 Total laps=14 Full laps=11 Valid laps=7

1	2'09.719	35.045	23.927	28.187	23.212	246.5
2	1'39.887	27.568	23.024	26.935	22.360	248.2
3	1'39.013	27.214	22.721	26.886	22.192	248.8
4	1'40.200	27.060	23.859	27.087	22.194	248.2
5	1'38.398 *	27.060	22.542	26.681	22.115*	249.4
6	1'40.595 *	28.51*	22.978	27.103	22.001	248.8
7	1'34.326 P	26.992	22.568	26.873*	17.893	250.0
8	1'47.580	34.966	23.228	26.919	22.467	248.8
9	1'38.373 *	26.92*	22.439*	26.821*	22.186	249.4
10	1'37.748	26.870	22.348	26.645	21.885	249.4
11	1'38.410	26.864	22.451	26.772	22.323	251.1
12	1'37.478	26.954	22.335	26.385	21.804	251.7
13	1'37.717	26.858	22.380	26.497	21.982	252.3
14	1'39.685 *	26.725	22.326	26.518	24.116*	251.1
	PIT	32.417	24.569	29.283	19.273	236.8

24th 33 Rory SKINNER OnlyFans American R GBR

Runs=1 Total laps=6 Full laps=5 Valid laps=5

1	1'59.566	33.466	24.081	27.572	22.916	241.6
2	1'41.977	27.599	23.265	26.706	24.407	245.4
3	1'38.788	27.219	22.762	26.536	22.271	247.7
4	1'38.374	27.129	22.825	26.395	22.025	247.7
5	1'37.803	27.081	22.475	26.370	21.877	246.0
6	1'37.498	26.831	22.447	26.274	21.946	247.7
	unfinished	26.870	22.413			246.0

25th 3 Lukas TULOVIC Liqui Moly Husqvarna GER

Runs=2 Total laps=13 Full laps=10 Valid laps=8

1	1'50.054	34.533	23.442	27.176	22.305	246.5
2	1'39.243	27.660	22.650	26.749	22.184	247.7
3	1'38.418	27.044	22.518	26.782	22.074	247.1
4	1'38.219	26.984	22.497	26.713	22.025	247.1
5	1'38.054	26.922	22.484	26.601	22.047	248.2
6	1'36.325 P	27.073	23.503	27.528	18.221	246.5
7	1'55.368	41.232	23.481	28.269	22.386	230.2
8	1'41.596 *	29.93*	22.627	26.843*	22.194	246.5
9	1'37.724	26.880	22.248	26.683	21.913	246.0
10	1'40.903 *	26.881	23.711	28.020*	22.291	235.2
11	1'37.536	26.649	22.347	26.535	22.005	248.8
12	1'39.747	26.723	22.255	26.468	24.301	247.1
13	1'41.781	28.406	23.148	28.023	22.204	247.1

Fastest Lap: Celestino VIETTI Fantic Racing ITA **1'36.078** 26.518 22.058 25.914 21.588

These data/results cannot be reproduced, stored and/or transmitted in whole or in part by any manner of electronic, mechanical, photocopying, recording, broadcasting or otherwise now known or herein after developed without the previous express consent by the copyright owner, except for reproduction in daily press and regular printed publications on sale to the public within 60 days of the event related to those data/results and always provided that copyright symbol appears together as follows below.
© DORNA, 2023

Official MotoGP Timing by TISSOT
www.motogp.com

Misano Adriatico, Saturday, September 09, 2023 Page 4 of 5



Practice Nr. 3

Moto2

Lap	Lap Time	T1	T2	T3	T4	Speed	Lap	Lap Time	T1	T2	T3	T4	Speed		
PIT		26.828	22.636	30.667	19.659	205.3	7	1'38.203 P	29.74*	22.833	27.560*	18.063	247.7		
26th	67	Alberto SURRA				Forward Team	ITA	8	1'48.267	34.788	23.797	27.298	22.384	243.2	
		Runs=2	Total laps=7	Full laps=4	Valid laps=4		9	1'38.830 *	27.443	22.472	26.687	22.228*	246.0		
1	2'25.966	40.435	23.488	26.928	22.246	247.7	10	1'43.625	29.774	24.490	27.350	22.011	244.8		
2	1'38.537	27.119	22.637	26.700	22.081	247.7	11	1'41.522	27.163	22.380	26.842	25.137	246.5		
3	1'37.930	27.019	22.542	26.512	21.857	249.4	12	1'45.988	28.728	23.995	26.783	26.482	250.0		
4	1'37.573	26.817	22.353	26.525	21.878	248.2	13	1'40.305	27.095	23.145	27.863	22.202	246.5		
5	1'32.915 P	27.096	22.538	26.600	16.681	246.0	PIT		27.180	23.697	30.942	19.519	235.2		
6	1'49.630	35.944	23.670	27.777	22.239	228.8	30th	72	Borja GOMEZ				Fantic Racing	SPA	
7	1'38.005	26.974	22.571	26.608	21.852	247.1			Runs=1	Total laps=4	Full laps=3	Valid laps=2			
27th	5	Kohta NOZANE				Correos Prepagio Yam	JPN	1	1'58.488	35.146	23.943	27.811	28.593	247.1	
		Runs=2	Total laps=14	Full laps=11	Valid laps=9		2	1'42.613	27.516	22.991	27.001	25.105	247.7		
1	1'55.760	34.971	24.110	27.378	23.291	244.8	3	1'38.143 *	27.097	22.482	26.594*	21.970	249.4		
2	1'40.017	27.661	22.907	27.100	22.349	243.2	4	1'40.150	27.164	22.609	27.252	23.125	247.7		
3	1'39.044	27.264	22.731	26.847	22.202	243.7	unfinished		26.852	22.454	26.628		248.2		
4	1'38.703	27.110	22.660	26.749	22.184	244.3									
5	1'38.618	27.020	22.659	26.843	22.096	244.3									
6	1'38.821 *	27.085	22.689	27.148*	21.899	245.4									
7	1'38.169 P	27.217	23.080	29.752	18.120	188.4									
8	1'53.406	37.357	24.785	28.286	22.978	239.4									
9	1'48.644	27.430	22.862	27.052	31.300	243.2									
10	1'38.614	26.927	22.836	26.700	22.151	244.8									
11	1'38.133	26.927	22.483	26.730	21.993	246.0									
12	1'39.435	27.511	22.599	26.854	22.471	246.0									
13	1'37.634	26.735	22.475	26.542	21.882	246.5									
14	1'44.940 *	30.67*	22.889	27.085	24.287*	243.2									
PIT		27.939	29.033	32.134	20.918	200.7									
28th	4	Sean Dylan KELLY				OnlyFans American R	USA								
		Runs=2	Total laps=14	Full laps=11	Valid laps=9										
1	1'56.174	35.148	23.927	27.777	26.033	248.8									
2	1'42.877	27.822	22.971	27.001	25.083	250.5									
3	1'39.048	27.218	22.886	26.790	22.154	250.0									
4	1'38.417	27.158	22.775	26.545	21.939	251.7									
5	1'38.113	26.940	22.576	26.709	21.888	250.5									
6	1'38.039	26.937	22.485	26.725	21.892	250.5									
7	1'40.522 P	29.760	23.541	28.226	18.995	246.5									
8	1'52.527	38.034	24.256	27.313	22.924	248.2									
9	1'38.181	27.097	22.461	26.607	22.016	250.0									
10	1'38.156	26.959	22.530	26.745	21.922	248.8									
11	1'41.983 *	29.75*	23.177	27.002	22.051	250.5									
12	1'38.129	27.149	22.378	26.635	21.967	250.0									
13	1'38.328	27.012	22.411	26.773	22.132	248.2									
14	1'44.475 *	26.925	22.589	27.212	27.749*	249.4									
PIT		33.376	27.089	30.741	18.697	220.4									
29th	23	Taiga HADA				Pertamina Mandalika	JPN								
		Runs=2	Total laps=13	Full laps=10	Valid laps=9										
1	1'55.854	33.878	23.407	27.243	22.852	248.2									
2	1'43.940	27.904	22.749	27.195	26.092	247.7									
3	1'39.142	27.342	22.715	27.007	22.078	248.8									
4	1'38.779	27.278	22.618	26.907	21.976	249.4									
5	1'43.556	27.417	23.734	26.888	25.517	249.4									
6	1'38.235	27.202	22.532	26.642	21.859	248.8									

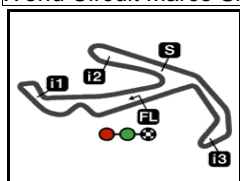
Fastest Lap: Celestino VIETTI Fantic Racing ITA **1'36.078** 26.518 22.058 25.914 21.588

These data/results cannot be reproduced, stored and/or transmitted in whole or in part by any manner of electronic, mechanical, photocopying, recording, broadcasting or otherwise now known or herein after developed without the previous express consent by the copyright owner, except for reproduction in daily press and regular printed publications on sale to the public within 60 days of the event related to those data/results and always provided that copyright symbol appears together as follows below.
© DORNA, 2023

Official MotoGP Timing by TISSOT
www.motogp.com

Misano Adriatico, Saturday, September 09, 2023 Page 5 of 5





4226 m.

GRAN PREMIO RED BULL DI SAN MARINO E DELLA RIVIERA

Practice Nr. 3

Best Partial Times

Moto2™

IT Ideal Lap Time, sum of the best partial times

BT Best Lap Time

T1		T2		T3		T4				IT		BT	
Pos	Rider	Time	Rider	Time	Rider	Time	Rider	Time	Pos	Rider	IT	BT	
1	S.LOWES	26.301	P.ACOSTA	22.030	J.DIXON	25.882	A.CANET	21.431	1	C.VIETTI	1'35.996	1'36.078	(1)
2	J.ROBERTS	26.389	C.VIETTI	22.058	S.CHANTRA	25.892	S.CHANTRA	21.552	2	J.DIXON	1'36.094	1'36.263	(3)
3	B.BALTUS	26.417	M.PASINI	22.087	C.VIETTI	25.914	A.OGURA	21.558	3	S.LOWES	1'36.106	1'36.545	(14)
4	C.VIETTI	26.436	F.ALDEGUER	22.123	J.ROBERTS	25.951	C.VIETTI	21.588	4	A.CANET	1'36.128	1'36.260	(2)
5	P.ACOSTA	26.450	A.OGURA	22.138	A.LOPEZ	25.964	P.ACOSTA	21.592	5	P.ACOSTA	1'36.153	1'36.338	(6)
6	J.DIXON	26.452	J.DIXON	22.138	J.ALCOBA	25.984	S.LOWES	21.594	6	J.ROBERTS	1'36.212	1'36.316	(5)
7	A.CANET	26.456	M.RAMIREZ	22.163	B.BALTUS	26.002	M.RAMIREZ	21.603	7	B.BALTUS	1'36.225	1'36.360	(7)
8	B.BENDSNEYDE	26.457	T.ARBOLINO	22.165	S.LOWES	26.007	F.ALDEGUER	21.621	8	S.CHANTRA	1'36.263	1'36.263	(4)
9	M.PASINI	26.479	M.GONZALEZ	22.166	A.CANET	26.027	J.DIXON	21.622	9	M.PASINI	1'36.343	1'36.528	(13)
10	F.SALAC	26.497	B.BALTUS	22.173	F.SALAC	26.056	B.BALTUS	21.633	10	J.ALCOBA	1'36.419	1'36.464	(9)
11	M.RAMIREZ	26.518	A.LOPEZ	22.178	M.GONZALEZ	26.058	D.FOGGIA	21.660	11	F.SALAC	1'36.427	1'36.437	(8)
12	J.ALCOBA	26.536	F.SALAC	22.180	B.BENDSNEYDE	26.072	J.ALCOBA	21.663	12	A.OGURA	1'36.435	1'36.512	(11)
13	A.LOPEZ	26.539	S.CHANTRA	22.183	P.ACOSTA	26.081	J.ROBERTS	21.676	13	M.RAMIREZ	1'36.439	1'36.521	(12)
14	T.ARBOLINO	26.544	J.ROBERTS	22.196	Z.VD GOORBER	26.093	B.BENDSNEYDE	21.678	14	A.LOPEZ	1'36.449	1'36.489	(10)
15	D.FOGGIA	26.549	S.LOWES	22.204	M.PASINI	26.095	M.PASINI	21.682	15	F.ALDEGUER	1'36.458	1'36.553	(15)
16	S.GARCIA	26.577	S.AGIUS	22.214	T.ARBOLINO	26.120	Z.VD GOORBER	21.683	16	B.BENDSNEYDE	1'36.534	1'36.588	(16)
17	F.ALDEGUER	26.585	A.CANET	22.214	A.OGURA	26.128	F.SALAC	21.694	17	T.ARBOLINO	1'36.565	1'36.790	(19)
18	Z.VD GOORBER	26.589	D.FOGGIA	22.231	F.ALDEGUER	26.129	T.ARBOLINO	21.736	18	Z.VD GOORBER	1'36.604	1'36.645	(17)
19	M.GONZALEZ	26.608	J.ALCOBA	22.236	M.RAMIREZ	26.155	A.LOPEZ	21.768	19	M.GONZALEZ	1'36.630	1'36.829	(20)
20	A.OGURA	26.611	Z.VD GOORBER	22.239	S.GARCIA	26.173	S.GARCIA	21.791	20	D.FOGGIA	1'36.644	1'36.673	(18)
21	S.CHANTRA	26.636	L.TULOVIC	22.248	D.FOGGIA	26.204	M.GONZALEZ	21.798	21	S.GARCIA	1'36.814	1'36.880	(21)
22	L.TULOVIC	26.649	S.GARCIA	22.273	R.SKINNER	26.274	I.GUEVARA	21.804	22	S.AGIUS	1'37.030	1'37.104	(22)
23	S.AGIUS	26.690	I.GUEVARA	22.326	S.AGIUS	26.310	S.AGIUS	21.816	23	I.GUEVARA	1'37.240	1'37.478	(23)
24	I.GUEVARA	26.725	B.BENDSNEYDE	22.327	I.GUEVARA	26.385	A.SURRA	21.852	24	L.TULOVIC	1'37.278	1'37.536	(25)

These data/results cannot be reproduced, stored and/or transmitted in whole or in part by any manner of electronic, mechanical, photocopying, recording, broadcasting or otherwise now known or herein after developed without the previous express consent by the copyright owner, except for reproduction in daily press and regular printed publications on sale to the public within 60 days of the event related to those data/results and always provided that copyright symbol appears together as follows below.

© DORNA, 2023

Official MotoGP Timing by TISSOT

www.motogp.com

moto2™





4226 m.

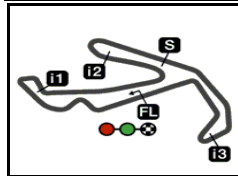
GRAN PREMIO RED BULL DI SAN MARINO E DELLA RIVIERA**Practice Nr. 3****Best Partial Times****Moto2™***IT Ideal Lap Time, sum of the best partial times**BT Best Lap Time*

		T1		T2		T3		T4					
<i>Pos</i>	<i>Rider</i>	<i>Time</i>	<i>Rider</i>	<i>Time</i>	<i>Rider</i>	<i>Time</i>	<i>Rider</i>	<i>Time</i>	<i>Pos</i>	<i>Rider</i>	<i>IT</i>	<i>BT</i>	
25	K.NOZANE	26.735	A.SURRA	22.353	L.TULOVIC	26.468	T.HADA	21.859	25	R.SKINNER	1'37.395	1'37.498	(24)
26	A.SURRA	26.817	S.KELLY	22.378	A.SURRA	26.512	R.SKINNER	21.877	26	A.SURRA	1'37.534	1'37.573	(26)
27	R.SKINNER	26.831	T.HADA	22.380	K.NOZANE	26.542	K.NOZANE	21.882	27	K.NOZANE	1'37.634	1'37.634	(27)
28	B.GOMEZ	26.852	R.SKINNER	22.413	S.KELLY	26.545	S.KELLY	21.888	28	S.KELLY	1'37.736	1'38.039	(28)
29	S.KELLY	26.925	B.GOMEZ	22.454	B.GOMEZ	26.628	L.TULOVIC	21.913	29	B.GOMEZ	1'37.904	1'40.150	(30)
30	T.HADA	27.095	K.NOZANE	22.475	T.HADA	26.642	B.GOMEZ	21.970	30	T.HADA	1'37.976	1'38.235	(29)

These data/results cannot be reproduced, stored and/or transmitted in whole or in part by any manner of electronic, mechanical, photocopying, recording, broadcasting or otherwise now known or herein after developed without the previous express consent by the copyright owner, except for reproduction in daily press and regular printed publications on sale to the public within 60 days of the event related to those data/results and always provided that copyright symbol appears together as follows below.
© DORNA, 2023

Official MotoGP Timing by **TISSOT**
www.motogp.com






4226 m.

Moto2™

GRAN PREMIO RED BULL DI SAN MARINO E DELLA RIVIERA

Practice Nr. 3

Fastest Laps Sequence

<i>Practice Time</i>	 <i>Rider</i>	<i>Nation</i>	<i>Motorcycle</i>	<i>Time</i>	<i>Km/h</i>	<i>Rider's Lap</i>
3'26.288	54 Fermín ALDEGUER	SPA	BOSCOSCURO	1'37.834	155.5	2
4'26.424	37 Pedro ACOSTA	SPA	KALEX	1'37.136	156.6	2
5'03.270	54 Fermín ALDEGUER	SPA	BOSCOSCURO	1'36.982	156.8	3
6'03.951	96 Jake DIXON	GBR	KALEX	1'36.736	157.2	3
7'39.718	37 Pedro ACOSTA	SPA	KALEX	1'36.412	157.7	4
10'52.561	37 Pedro ACOSTA	SPA	KALEX	1'36.338	157.9	6
24'42.449	13 Celestino VIETTI	ITA	KALEX	1'36.078	158.3	12

These data/results cannot be reproduced, stored and/or transmitted in whole or in part by any manner of electronic, mechanical, photocopying, recording, broadcasting or otherwise now known or herein after developed without the previous express consent by the copyright owner, except for reproduction in daily press and regular printed publications on sale to the public within 60 days of the event related to those data/results and always provided that copyright symbol appears together as follows below.

© DORNA, 2023

Official MotoGP Timing by TISSOT
www.motogp.com

Misano Adriatico, Saturday, September 09, 2023

