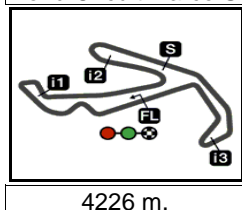


## GRAN PREMIO RED BULL DI SAN MARINO E DELLA RIVIERA


## Practice Nr. 3

## Classification

10



4226 m.

|  | Rider                 | Nation | Team                           | Motorcycle | Time            | Lap Total | Gap         | Top Speed    |
|---|-----------------------|--------|--------------------------------|------------|-----------------|-----------|-------------|--------------|
| 1   | 53 Deniz ÖNCÜ         | TUR    | Red Bull KTM Ajo               | KTM        | <b>1'41.614</b> | 11 13     |             | <b>208.8</b> |
| 2   | 5 Jaume MASIA         | SPA    | Leopard Racing                 | HONDA      | <b>1'41.655</b> | 10 12     | 0.041 0.041 | <b>210.1</b> |
| 3   | 80 David ALONSO       | COL    | Gaviota GASGAS Aspar Team      | GASGAS     | <b>1'41.845</b> | 13 14     | 0.231 0.190 | <b>210.9</b> |
| 4   | 72 Taiyo FURUSATO     | JPN    | Honda Team Asia                | HONDA      | <b>1'41.870</b> | 9 11      | 0.256 0.025 | <b>208.8</b> |
| 5   | 48 Ivan ORTOLÁ        | SPA    | Angeluss MTA Team              | KTM        | <b>1'41.890</b> | 11 14     | 0.276 0.020 | <b>212.5</b> |
| 6   | 55 Romano FENATI      | ITA    | Rivacold Snipers Team          | HONDA      | <b>1'41.942</b> | 13 14     | 0.328 0.052 | <b>207.2</b> |
| 7   | 10 Diogo MOREIRA      | BRA    | MT Helmets - MSI               | KTM        | <b>1'41.952</b> | 10 13     | 0.338 0.010 | <b>212.1</b> |
| 8   | 27 Kaito TOBA         | JPN    | SIC58 Squadra Corse            | HONDA      | <b>1'41.958</b> | 11 13     | 0.344 0.006 | <b>209.7</b> |
| 9   | 82 Stefano NEPA       | ITA    | Angeluss MTA Team              | KTM        | <b>1'41.962</b> | 12 12     | 0.348 0.004 | <b>209.7</b> |
| 10  | 24 Tatsuki SUZUKI     | JPN    | Leopard Racing                 | HONDA      | <b>1'41.983</b> | 10 11     | 0.369 0.021 | <b>209.7</b> |
| 11  | 95 Collin VEIJER      | NED    | Liqui Moly Husqvarna Intact GP | HUSQVARNA  | <b>1'41.998</b> | 15 15     | 0.384 0.015 | <b>210.1</b> |
| 12  | 71 Ayumu SASAKI       | JPN    | Liqui Moly Husqvarna Intact GP | HUSQVARNA  | <b>1'42.091</b> | 10 13     | 0.477 0.093 | <b>210.1</b> |
| 13  | 99 José Antonio RUEDA | SPA    | Red Bull KTM Ajo               | KTM        | <b>1'42.096</b> | 11 12     | 0.482 0.005 | <b>211.7</b> |
| 14  | 6 Ryusei YAMANAKA     | JPN    | Gaviota GASGAS Aspar Team      | GASGAS     | <b>1'42.227</b> | 12 14     | 0.613 0.131 | <b>208.4</b> |
| 15  | 54 Riccardo ROSSI     | ITA    | SIC58 Squadra Corse            | HONDA      | <b>1'42.228</b> | 9 12      | 0.614 0.001 | <b>211.3</b> |
| 16  | 19 Scott OGDEN        | GBR    | VisionTrack Racing Team        | HONDA      | <b>1'42.262</b> | 11 13     | 0.648 0.034 | <b>208.8</b> |
| 17  | 96 Daniel HOLGADO     | SPA    | Red Bull KTM Tech3             | KTM        | <b>1'42.275</b> | 12 14     | 0.661 0.013 | <b>211.7</b> |
| 18  | 66 Joel KELSO         | AUS    | CFMOTO Racing PruestelGP       | CFMOTO     | <b>1'42.297</b> | 12 13     | 0.683 0.022 | <b>210.9</b> |
| 19  | 38 David SALVADOR     | SPA    | CIP Green Power                | KTM        | <b>1'42.357</b> | 10 13     | 0.743 0.060 | <b>210.5</b> |
| 20  | 18 Matteo BERTELLE    | ITA    | Rivacold Snipers Team          | HONDA      | <b>1'42.396</b> | 12 13     | 0.782 0.039 | <b>208.4</b> |
| 21  | 70 Joshua WHATLEY     | GBR    | VisionTrack Racing Team        | HONDA      | <b>1'42.492</b> | 11 12     | 0.878 0.096 | <b>207.6</b> |
| 22  | 44 David MUÑOZ        | SPA    | BOE Motorsports                | KTM        | <b>1'42.691</b> | 7 7       | 1.077 0.199 | <b>209.3</b> |
| 23  | 43 Xavier ARTIGAS     | SPA    | CFMOTO Racing PruestelGP       | CFMOTO     | <b>1'42.989</b> | 10 13     | 1.375 0.298 | <b>208.0</b> |
| 24  | 7 Filippo FARIOLI     | ITA    | Red Bull KTM Tech3             | KTM        | <b>1'42.996</b> | 4 11      | 1.382 0.007 | <b>208.8</b> |
| 25  | 63 Syarifuddin AZMAN  | MAL    | MT Helmets - MSI               | KTM        | <b>1'43.148</b> | 13 13     | 1.534 0.152 | <b>210.9</b> |
| 26  | 20 Lorenzo FELLON     | FRA    | CIP Green Power                | KTM        | <b>1'43.572</b> | 5 11      | 1.958 0.424 | <b>210.5</b> |
| 27  | 64 Mario AJI          | INA    | Honda Team Asia                | HONDA      | <b>1'43.603</b> | 12 12     | 1.989 0.031 | <b>207.2</b> |
| 28  | 22 Ana CARRASCO       | SPA    | BOE Motorsports                | KTM        | <b>1'44.277</b> | 5 12      | 2.663 0.674 | <b>208.8</b> |

Practice condition: Dry

Air: 26°

Humidity: 52%

Ground: 26°

|                             |         |                         |                 |            |
|-----------------------------|---------|-------------------------|-----------------|------------|
| <b>Fastest Lap:</b>         | Lap: 11 | <b>Deniz ÖNCÜ</b>       | <b>1'41.614</b> | 149.7 Km/h |
| <b>Best Race Lap:</b>       | 2021    | <b>Romano FENATI</b>    | <b>1'41.648</b> | 149.6 Km/h |
| <b>All Time Lap Record:</b> | 2020    | <b>Celestino VIETTI</b> | <b>1'41.155</b> | 150.3 Km/h |

The results are provisional until the end of the limit for protest and appeals.

Time limit for protest expires 30' after publication of the results - ..... Time: .....

These data/results cannot be reproduced, stored and/or transmitted in whole or in part by any manner of electronic, mechanical, photocopying, recording, broadcasting or otherwise now known or herein after developed without the previous express consent by the copyright owner, except for reproduction in daily press and regular printed publications on sale to the public within 60 days of the event related to those data/results and always provided that copyright symbol appears together as follows below.

© DORNA, 2023

Official MotoGP Timing by TISSOT  
www.motogp.com

Misano Adriatico, Saturday, September 09, 2023

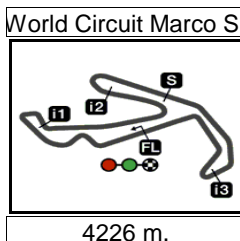


## GRAN PREMIO RED BULL DI SAN MARINO E DELLA RIVIERA

## Practice Nr. 3

## Combined Practice Times

11



| Rider                   | Nation | Team                                     | MOTORCYCLE | P1          | P2              | P3              | Gap            |
|-------------------------|--------|--|------------|-------------|-----------------|-----------------|----------------|
| 1 53 <b>D.ÖNCÜ</b>      | TUR    | Red Bull KTM Ajo                         | KTM        | 1'43.299 12 | 1'42.283 15     | <b>1'41.614</b> | 11             |
| 2 5 <b>J.MASIA</b>      | SPA    | Leopard Racing                           | HONDA      | 1'42.323 14 | 1'42.154 14     | <b>1'41.655</b> | 10 0.041 0.041 |
| 3 80 <b>D.ALONSO</b>    | COL    | Gaviota GASGAS Aspar Team                | GASGAS     | 1'42.870 16 | 1'42.288 14     | <b>1'41.845</b> | 13 0.231 0.190 |
| 4 72 <b>T.FURUSATO</b>  | JPN    | Honda Team Asia                          | HONDA      | 1'43.511 13 | 1'42.788 14     | <b>1'41.870</b> | 9 0.256 0.025  |
| 5 48 <b>I.ORTOLÁ</b>    | SPA    | Angeluss MTA Team                        | KTM        | 1'43.209 14 | 1'42.431 13     | <b>1'41.890</b> | 11 0.276 0.020 |
| 6 55 <b>R.FENATI</b>    | ITA    | Rivacold Snipers Team                    | HONDA      | 1'43.200 12 | 1'42.615 15     | <b>1'41.942</b> | 13 0.328 0.052 |
| 7 10 <b>D.MOREIRA</b>   | BRA    | MT Helmets - MSI                         | KTM        | 1'43.618 11 | 1'43.142 11     | <b>1'41.952</b> | 10 0.338 0.010 |
| 8 27 <b>K.TOBA</b>      | JPN    | SIC58 Squadra Corse                      | HONDA      | 1'43.282 14 | 1'42.552 13     | <b>1'41.958</b> | 11 0.344 0.006 |
| 9 82 <b>S.NEPA</b>      | ITA    | Angeluss MTA Team                        | KTM        | 1'43.093 14 | 1'42.471 14     | <b>1'41.962</b> | 12 0.348 0.004 |
| 10 24 <b>T.SUZUKI</b>   | JPN    | Leopard Racing                           | HONDA      | 1'42.627 14 | 1'43.738 6      | <b>1'41.983</b> | 10 0.369 0.021 |
| 11 95 <b>C.VEIJER</b>   | NED    | Liqui Moly Husqvarna Intact GP HUSQVARNA | HUSQVARNA  | 1'43.710 16 | 1'42.735 13     | <b>1'41.998</b> | 15 0.384 0.015 |
| 12 71 <b>A.SASAKI</b>   | JPN    | Liqui Moly Husqvarna Intact GP HUSQVARNA | HUSQVARNA  | 1'42.619 11 | 1'42.229 11     | <b>1'42.091</b> | 10 0.477 0.093 |
| 13 99 <b>J.RUEDA</b>    | SPA    | Red Bull KTM Ajo                         | KTM        | 1'43.299 15 | 1'42.557 13     | <b>1'42.096</b> | 11 0.482 0.005 |
| 14 6 <b>R.YAMANAKA</b>  | JPN    | Gaviota GASGAS Aspar Team                | GASGAS     | 1'44.641 10 | 1'43.773 11     | <b>1'42.227</b> | 12 0.613 0.131 |
| 15 54 <b>R.ROSSI</b>    | ITA    | SIC58 Squadra Corse                      | HONDA      | 1'43.524 15 | 1'42.988 13     | <b>1'42.228</b> | 9 0.614 0.001  |
| 16 19 <b>S.OGDEN</b>    | GBR    | VisionTrack Racing Team                  | HONDA      | 1'43.774 14 | 1'43.078 14     | <b>1'42.262</b> | 11 0.648 0.034 |
| 17 96 <b>D.HOLGADO</b>  | SPA    | Red Bull KTM Tech3                       | KTM        | 1'43.381 10 | 1'42.758 13     | <b>1'42.275</b> | 12 0.661 0.013 |
| 18 66 <b>J.KELSO</b>    | AUS    | CFMOTO Racing PruestelGP                 | CFMOTO     | 1'43.190 14 | 1'42.433 9      | <b>1'42.297</b> | 12 0.683 0.022 |
| 19 38 <b>D.SALVADOR</b> | SPA    | CIP Green Power                          | KTM        | 1'44.239 15 | 1'43.394 15     | <b>1'42.357</b> | 10 0.743 0.060 |
| 20 18 <b>M.BERTELLE</b> | ITA    | Rivacold Snipers Team                    | HONDA      | 1'43.462 14 | 1'43.290 11     | <b>1'42.396</b> | 12 0.782 0.039 |
| 21 70 <b>J.WHATLEY</b>  | GBR    | VisionTrack Racing Team                  | HONDA      | 1'43.457 13 | 1'42.925 11     | <b>1'42.492</b> | 11 0.878 0.096 |
| 22 44 <b>D.MUÑOZ</b>    | SPA    | BOE Motorsports                          | KTM        | 1'43.000 14 | 1'42.801 13     | <b>1'42.691</b> | 7 1.077 0.199  |
| 23 63 <b>S.AZMAN</b>    | MAL    | MT Helmets - MSI                         | KTM        | 1'43.874 10 | <b>1'42.876</b> | 11 1'43.148 13  | 1.262 0.185    |
| 24 43 <b>X.ARTIGAS</b>  | SPA    | CFMOTO Racing PruestelGP                 | CFMOTO     | 1'43.895 12 | <b>1'42.889</b> | 13 1'42.989 10  | 1.275 0.013    |
| 25 7 <b>F.FARIOLI</b>   | ITA    | Red Bull KTM Tech3                       | KTM        | 1'44.167 16 | 1'43.070 8      | <b>1'42.996</b> | 4 1.382 0.107  |
| 26 20 <b>L.FELLON</b>   | FRA    | CIP Green Power                          | KTM        | 1'44.641 14 | 1'43.808 15     | <b>1'43.572</b> | 5 1.958 0.576  |
| 27 64 <b>M.AJI</b>      | INA    | Honda Team Asia                          | HONDA      | 1'45.260 12 | 1'43.823 13     | <b>1'43.603</b> | 12 1.989 0.031 |
| 28 22 <b>A.CARRASCO</b> | SPA    | BOE Motorsports                          | KTM        | 1'45.455 11 | <b>1'44.173</b> | 11 1'44.277 5   | 2.559 0.570    |

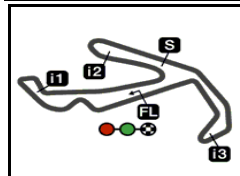
|                              |      |                         |                 |            |
|------------------------------|------|-------------------------|-----------------|------------|
| <b>Pole Position Record:</b> | 2020 | <b>Raul FERNANDEZ</b>   | <b>1'41.705</b> | 149.5 Km/h |
| <b>Best Race Lap:</b>        | 2021 | <b>Romano FENATI</b>    | <b>1'41.648</b> | 149.6 Km/h |
| <b>All Time Lap Record:</b>  | 2020 | <b>Celestino VIETTI</b> | <b>1'41.155</b> | 150.3 Km/h |

The results are provisional until the end of the limit for protest and appeals.

Time limit for protest expires 60' after publication of the results - ..... Time: .....

These data/results cannot be reproduced, stored and/or transmitted in whole or in part by any manner of electronic, mechanical, photocopying, recording, broadcasting or otherwise now known or herein after developed without the previous express consent by the copyright owner, except for reproduction in daily press and regular printed publications on sale to the public within 60 days of the event related to those data/results and always provided that copyright symbol appears together as follows below.

© DORNA, 2023



4226 m.

## GRAN PREMIO RED BULL DI SAN MARINO E DELLA RIVIERA

## Practice Nr. 3

## Top Speed &amp; Average

12



| Rider                 | Nation | Motorcycle | Top 5 speeds |       |       |       |       | Average | Top   |
|-----------------------|--------|------------|--------------|-------|-------|-------|-------|---------|-------|
| 48 Ivan ORTOLÁ        | SPA    | KTM        | 212.5        | 208.0 | 206.8 | 206.8 | 206.5 | 207.9   | 212.5 |
| 10 Diogo MOREIRA      | BRA    | KTM        | 212.1        | 211.3 | 210.9 | 210.9 | 209.7 | 211.0   | 212.1 |
| 96 Daniel HOLGADO     | SPA    | KTM        | 211.7        | 209.3 | 209.3 | 208.4 | 208.4 | 209.4   | 211.7 |
| 99 José Antonio RUEDA | SPA    | KTM        | 211.7        | 211.3 | 211.3 | 210.5 | 208.4 | 210.6   | 211.7 |
| 54 Riccardo ROSSI     | ITA    | HONDA      | 211.3        | 210.1 | 209.7 | 209.7 | 209.7 | 210.0   | 211.3 |
| 63 Syarifuddin AZMAN  | MAL    | KTM        | 210.9        | 210.9 | 210.1 | 209.7 | 209.3 | 210.0   | 210.9 |
| 66 Joel KELSO         | AUS    | CFMOTO     | 210.9        | 207.2 | 206.5 | 206.1 | 206.1 | 207.4   | 210.9 |
| 80 David ALONSO       | COL    | GASGAS     | 210.9        | 210.5 | 210.1 | 209.7 | 209.3 | 210.0   | 210.9 |
| 20 Lorenzo FELLON     | FRA    | KTM        | 210.5        | 210.5 | 209.3 | 209.3 | 208.8 | 209.5   | 210.5 |
| 38 David SALVADOR     | SPA    | KTM        | 210.5        | 209.7 | 209.3 | 208.8 | 208.4 | 209.3   | 210.5 |
| 5 Jaume MASIA         | SPA    | HONDA      | 210.1        | 209.3 | 209.3 | 208.8 | 208.8 | 209.1   | 210.1 |
| 71 Ayumu SASAKI       | JPN    | HUSQVARNA  | 210.1        | 208.8 | 208.4 | 208.0 | 207.2 | 208.0   | 210.1 |
| 95 Collin VEIJER      | NED    | HUSQVARNA  | 210.1        | 209.3 | 208.4 | 208.4 | 208.0 | 208.7   | 210.1 |
| 24 Tatsuki SUZUKI     | JPN    | HONDA      | 209.7        | 209.3 | 208.8 | 208.8 | 208.8 | 209.1   | 209.7 |
| 27 Kaito TOBA         | JPN    | HONDA      | 209.7        | 209.7 | 208.4 | 208.0 | 208.0 | 208.8   | 209.7 |
| 82 Stefano NEPA       | ITA    | KTM        | 209.7        | 209.3 | 209.3 | 208.8 | 208.4 | 209.1   | 209.7 |
| 44 David MUÑOZ        | SPA    | KTM        | 209.3        | 207.6 | 207.6 | 207.2 | 206.8 | 207.7   | 209.3 |
| 7 Filippo FARIOLI     | ITA    | KTM        | 208.8        | 208.8 | 208.4 | 208.4 | 208.4 | 208.5   | 208.8 |
| 19 Scott OGDEN        | GBR    | HONDA      | 208.8        | 208.0 | 207.6 | 206.8 | 206.5 | 207.4   | 208.8 |
| 22 Ana CARRASCO       | SPA    | KTM        | 208.8        | 208.4 | 208.0 | 206.8 | 206.1 | 207.4   | 208.8 |
| 53 Deniz ÖNCÜ         | TUR    | KTM        | 208.8        | 208.0 | 207.6 | 207.6 | 206.8 | 207.8   | 208.8 |
| 72 Taiyo FURUSATO     | JPN    | HONDA      | 208.8        | 208.8 | 208.0 | 208.0 | 207.6 | 208.2   | 208.8 |
| 6 Ryusei YAMANAKA     | JPN    | GASGAS     | 208.4        | 208.4 | 208.4 | 208.0 | 207.6 | 208.2   | 208.4 |
| 18 Matteo BERTELLE    | ITA    | HONDA      | 208.4        | 208.4 | 208.0 | 208.0 | 207.6 | 208.1   | 208.4 |
| 43 Xavier ARTIGAS     | SPA    | CFMOTO     | 208.0        | 207.6 | 207.6 | 207.6 | 207.2 | 207.6   | 208.0 |
| 70 Joshua WHATLEY     | GBR    | HONDA      | 207.6        | 206.8 | 206.1 | 205.7 | 205.3 | 206.1   | 207.6 |
| 55 Romano FENATI      | ITA    | HONDA      | 207.2        | 207.2 | 207.2 | 206.8 | 206.8 | 207.0   | 207.2 |
| 64 Mario AJI          | INA    | HONDA      | 207.2        | 206.5 | 205.3 | 204.9 | 203.0 | 205.0   | 207.2 |

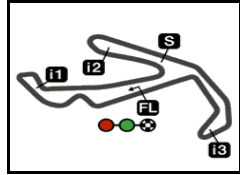
These data/results cannot be reproduced, stored and/or transmitted in whole or in part by any manner of electronic, mechanical, photocopying, recording, broadcasting or otherwise now known or herein after developed without the previous express consent by the copyright owner, except for reproduction in daily press and regular printed publications on sale to the public within 60 days of the event related to those data/results and always provided that copyright symbol appears together as follows below.

© DORNA, 2023

Official MotoGP Timing by TISSOT  
www.motogp.com



Misano Adriatico, Saturday, September 09, 2023



4226 m.

# GRAN PREMIO RED BULL DI SAN MARINO E DELLA RIVIERA

## Practice Nr. 3

### Chronological Analysis of Performances

13

\* Lap / Sector time cancelled

T1 Time from finish line to 1st intermediate

T3 Time from 2nd intermed. to 3rd intermed.

P Crossing the finish line in pit lane

T2 Time from 1st intermed. to 2nd intermed.

T4 Time from 3rd intermediate to finish line

| Lap        | Lap Time          | T1   | T2            | T3            | T4            | Speed        | Lap        | Lap Time          | T1  | T2                                       | T3            | T4            | Speed        |       |  |
|------------|-------------------|--|---------------|---------------|---------------|--------------|------------|-------------------|---|--|---------------|---------------|--------------|-------|--|
| <b>1st</b> | <b>53</b>         | <b>Deniz ÖNCÜ</b> Red Bull KTM Ajo TUR     |               |               |               |              |            | 13                | <b>1'41.845</b>                               | 27.130                                   | <b>24.044</b> | <b>27.962</b> | 22.709       | 210.1 |  |
|            |                   | Runs=2                                     | Total laps=13 | Full laps=10  | Valid laps=9  |              | 14         | <b>1'47.685</b>   | 27.563  | 25.953                                   | 31.548        | 22.621        | 209.3        |       |  |
| 1          | 3'59.230 *        | 34.510                                     | 25.051        | 28.927*       | 23.287        | 205.3        | <b>4th</b> | <b>72</b>         | <b>Taiyo FURUSATO</b> Honda Team Asia JPN     |  |               |               |              |       |  |
| 2          | <b>1'43.347</b>   | 27.568                                     | 24.170        | 28.746        | 22.863        | <b>208.8</b> |            |                   | Runs=2  | Total laps=11                            | Full laps=8   | Valid laps=7  |              |       |  |
| 3          | <b>1'43.035</b>   | 27.211                                     | 24.445        | 28.548        | 22.831        | 205.7        | 1          | 2'40.776          | 33.076  | 25.228                                   | 29.210        | 23.412        | 206.5        |       |  |
| 4          | <b>1'42.708</b>   | 27.414                                     | 24.019        | 28.490        | 22.785        | 206.1        | 2          | <b>1'44.430</b>   | 27.926  | 24.651                                   | 28.770        | 23.083        | 207.2        |       |  |
| 5          | <b>1'42.614</b>   | 27.549                                     | 24.038        | 28.355        | 22.672        | 206.5        | 3          | <b>1'43.572</b>   | 27.642  | 24.418                                   | 28.587        | 22.925        | 207.2        |       |  |
| 6          | <b>1'42.279</b>   | 27.195                                     | 24.074        | 28.398        | 22.612        | 206.1        | 4          | <b>1'43.222</b>   | 27.589  | 24.266                                   | 28.597        | 22.770        | 208.0        |       |  |
| 7          | 1'46.660 *        | 27.235                                     | 24.062        | 28.308*       | 27.055        | 206.1        | 5          | <b>1'42.697</b>   | 27.497  | 24.167                                   | 28.481        | 22.552        | 207.6        |       |  |
| 8          | <b>1'35.752</b> P | <b>27.296</b>                              | 24.144        | <b>28.428</b> | <b>15.884</b> | <b>205.7</b> | 6          | <b>1'47.812</b> P | <b>31.70*</b>                                 | <b>25.647</b>                            | <b>31.126</b> | <b>19.334</b> | <b>203.3</b> |       |  |
| 9          | 1'48.499 *        | 33.010                                     | 24.517        | 28.329        | 22.643*       | 206.1        | 7          | 1'48.261          | 32.466  | 24.344                                   | 28.673        | 22.778        | <b>208.8</b> |       |  |
| 10         | <b>1'42.258</b>   | 27.232                                     | 24.103        | 28.154        | 22.769        | 206.8        | 8          | <b>1'42.245</b>   | 27.302  | 24.146                                   | <b>28.299</b> | 22.498        | 208.0        |       |  |
| 11         | <b>1'41.614</b>   | 27.074                                     | <b>23.888</b> | 28.147        | <b>22.505</b> | 207.6        | 9          | <b>1'41.870</b>   | <b>27.109</b>                                 | <b>24.041</b>                            | 28.313        | <b>22.407</b> | 208.8        |       |  |
| 12         | <b>1'41.766</b>   | <b>26.977</b>                              | 24.165        | <b>28.096</b> | 22.528        | 208.0        | 10         | 1'55.799 *        | <b>30.61*</b>                                 | 26.483                                   | 34.202        | 24.495        | 195.6        |       |  |
| 13         | <b>1'42.135</b>   | 27.078                                     | 24.231        | 28.250        | 22.576        | 207.6        | 11         | <b>1'43.875</b>   | 27.876  | 24.429                                   | 28.729        | 22.841        | 205.7        |       |  |
| <b>2nd</b> | <b>5</b>          | <b>Jaume MASIA</b> Leopard Racing SPA      |               |               |               |              |            | <b>5th</b>        | <b>48</b>                                     | <b>Ivan ORTOLÁ</b> Angeluss MTA Team SPA |               |               |              |       |  |
|            |                   | Runs=2                                     | Total laps=12 | Full laps=9   | Valid laps=7  |              |            |                   | Runs=2  | Total laps=14                            | Full laps=11  | Valid laps=10 |              |       |  |
| 1          | 3'32.555          | 34.573                                     | 25.714        | 29.032        | 23.246        | 207.2        | 1          | 2'14.134          | 35.085  | 25.552                                   | 29.422        | 24.177        | 203.0        |       |  |
| 2          | <b>1'43.573</b>   | 27.809                                     | 24.433        | 28.467        | 22.864        | 208.4        | 2          | <b>1'44.550</b>   | 28.019  | 24.521                                   | 28.822        | 23.188        | 204.1        |       |  |
| 3          | <b>1'42.748</b>   | 27.451                                     | 24.337        | 28.226        | 22.734        | 209.3        | 3          | <b>1'44.110</b>   | 27.660  | 24.544                                   | 28.998        | 22.908        | 204.1        |       |  |
| 4          | <b>1'42.392</b>   | 27.241                                     | 24.284        | 28.201        | 22.666        | 208.8        | 4          | <b>1'42.972</b>   | 27.256  | 24.456                                   | 28.447        | 22.813        | 206.8        |       |  |
| 5          | <b>1'42.168</b>   | 27.158                                     | 24.223        | 28.160        | 22.627        | 208.8        | 5          | <b>1'42.913</b>   | 27.469  | 24.274                                   | 28.427        | 22.743        | 206.8        |       |  |
| 6          | 1'42.210 *        | 27.240                                     | 24.164        | 28.181        | 22.625*       | <b>210.1</b> | 6          | <b>1'42.599</b>   | 27.400  | 24.195                                   | 28.359        | 22.645        | 206.5        |       |  |
| 7          | <b>1'41.983</b>   | 27.129                                     | 24.164        | 28.142        | 22.548        | 208.8        | 7          | <b>1'42.812</b>   | 27.306  | 24.358                                   | 28.360        | 22.788        | 206.5        |       |  |
| 8          | 1'43.635 P        | 29.77*                                     | 25.547        | 30.414        | 17.897        | 192.5        | 8          | 1'43.179 *        | 27.315  | 24.373                                   | 28.448        | 23.043*       | 206.1        |       |  |
| 9          | 1'53.496 *        | 36.097                                     | 24.987        | 28.978*       | 23.434        | 204.9        | 9          | 1'46.187 P        | <b>31.83*</b>                                 | <b>25.346</b>                            | <b>30.584</b> | <b>18.427</b> | <b>191.8</b> |       |  |
| 10         | <b>1'41.655</b>   | <b>26.927</b>                              | <b>24.019</b> | 28.145        | 22.564        | 208.8        | 10         | 1'54.072 *        | 35.842  | 26.372                                   | 28.869*       | 22.989        | 204.1        |       |  |
| 11         | <b>1'41.868</b>   | 27.104                                     | 24.101        | 28.124        | <b>22.539</b> | 208.8        | 11         | <b>1'41.890</b>   | 27.129  | 24.113                                   | <b>28.047</b> | 22.601        | 208.0        |       |  |
| 12         | 1'41.625 *        | 26.945                                     | 24.118        | <b>28.032</b> | 22.530*       | 209.3        | 12         | <b>1'42.014</b>   | <b>27.038</b>                                 | <b>24.025</b>                            | 28.363        | <b>22.588</b> | <b>212.5</b> |       |  |
|            | PIT               | 29.547                                     | 25.641        | 29.257        | 18.619        | 204.5        | 13         | <b>1'42.359</b>   | 27.120  | 24.118                                   | 28.374        | 22.747        | 205.3        |       |  |
| <b>3rd</b> | <b>80</b>         | <b>David ALONSO</b> Gaviota GASGAS Asp COL |               |               |               |              |            | 14                | <b>1'42.712</b>                               | 27.383                                   | 24.143        | 28.323        | 22.863       | 205.7 |  |
|            |                   | Runs=2                                     | Total laps=14 | Full laps=11  | Valid laps=8  |              | <b>6th</b> | <b>55</b>         | <b>Romano FENATI</b> Rivacold Snipers Tea ITA |  |               |               |              |       |  |
| 1          | 2'33.933          | 33.680                                     | 25.993        | 29.018        | 23.215        | 207.2        |            |                   | Runs=3  | Total laps=14                            | Full laps=9   | Valid laps=8  |              |       |  |
| 2          | <b>1'43.209</b>   | 27.619                                     | 24.316        | 28.514        | 22.760        | 209.3        | 1          | 2'44.334          | 33.393  | 25.347                                   | 28.840        | 23.078        | 204.9        |       |  |
| 3          | 1'42.849 *        | 27.504                                     | 24.204        | 28.347        | 22.794*       | 210.5        | 2          | <b>1'43.394</b>   | 27.489  | 24.569                                   | 28.507        | 22.829        | 206.8        |       |  |
| 4          | <b>1'42.573</b>   | 27.439                                     | 24.268        | 28.166        | 22.700        | <b>210.9</b> | 3          | <b>1'43.319</b>   | 27.526  | 24.402                                   | 28.551        | 22.840        | 205.3        |       |  |
| 5          | <b>1'42.331</b>   | 27.257                                     | 24.130        | 28.197        | 22.747        | 209.7        | 4          | <b>1'43.070</b>   | 27.399  | 24.334                                   | 28.572        | 22.765        | 206.1        |       |  |
| 6          | 1'46.011 *        | 30.12*                                     | 24.553        | 28.499        | 22.834        | 207.2        | 5          | 1'47.369 *        | 28.44*  | 25.962                                   | 29.548        | 23.415        | 201.1        |       |  |
| 7          | <b>1'43.123</b>   | 27.681                                     | 24.254        | 28.400        | 22.788        | 208.0        | 6          | <b>1'40.276</b> P | <b>27.527</b>                                 | <b>25.763</b>                            | <b>29.545</b> | <b>17.441</b> | <b>200.0</b> |       |  |
| 8          | 1'42.617 *        | 27.322                                     | 24.169        | 28.367        | 22.759*       | 207.6        | 7          | 1'51.512          | 34.343  | 25.090                                   | 28.632        | 23.447        | 206.8        |       |  |
| 9          | 1'38.307 P        | 27.315                                     | 24.447        | 28.471        | 18.074        | 206.8        | 8          | <b>1'44.898</b>   | 27.188  | 24.892                                   | 28.450        | 24.368        | <b>207.2</b> |       |  |
| 10         | 1'48.458          | 32.814                                     | 24.593        | 28.330        | 22.721        | 206.8        | 9          | <b>1'42.744</b>   | 27.309  | 24.400                                   | 28.248        | 22.787        | 206.5        |       |  |
| 11         | <b>1'42.000</b>   | <b>27.113</b>                              | 24.166        | 28.102        | <b>22.619</b> | 207.2        | 10         | <b>1'43.267</b>   | 27.277  | 24.392                                   | 28.623        | 22.975        | 204.9        |       |  |
| 12         | <b>1'42.975</b>   | 27.162                                     | 24.408        | 28.363        | 23.042        | 208.0        |            |                   |   |  |               |               |              |       |  |

**Fastest Lap:** Deniz ÖNCÜ Red Bull KTM Ajo TUR **1'41.614** 27.074 23.888 28.147 22.505

These data/results cannot be reproduced, stored and/or transmitted in whole or in part by any manner of electronic, mechanical, photocopying, recording, broadcasting or otherwise now known or herein after developed without the previous express consent by the copyright owner, except for reproduction in daily press and regular printed publications on sale to the public within 60 days of the event related to those data/results and always provided that copyright symbol appears together as follows below.  
© DORNA, 2023

## Practice Nr. 3

## Moto3

| Lap  | Lap Time | T1       | T2     | T3      | T4      | Speed | Lap   | Lap Time | T1       | T2     | T3      | T4      | Speed  |        |        |        |       |
|--|----------|----------|--------|---------|---------|-------|---|----------|----------|--------|---------|---------|--------|--------|--------|--------|-------|
| 11   | 1'40.242 | P 28.33* | 25.149 | 28.990  | 17.765  | 204.9 | 3   | 1'42.950 | 27.473   | 24.360 | 28.347  | 22.770  | 208.8  |        |        |        |       |
| 12   | 1'51.263 | 35.531   | 24.744 | 28.416  | 22.572  | 206.5 | 4   | 1'48.274 | P 29.253 | 30.340 | 29.189  | 19.492  | 205.7  |        |        |        |       |
| 13   | 1'41.942 | 27.011   | 24.280 | 28.179  | 22.472  | 207.2 | 5   | 1'52.261 | * 35.797 | 24.947 | 28.605  | 22.912* | 208.8  |        |        |        |       |
| 14   | 1'42.058 | 27.196   | 24.144 | 28.201  | 22.517  | 207.2 | 6   | 1'43.139 | 27.571   | 24.339 | 28.297  | 22.932  | 208.8  |        |        |        |       |
| <b>7th 10 Diogo MOREIRA</b> MT Helmets - MSI BRA |          |          |        |         |         |       | 7   | 1'43.792 | P 28.58* | 25.139 | 29.734  | 20.339  | 206.8  |        |        |        |       |
| Runs=2 Total laps=13 Full laps=10 Valid laps=10  |          |          |        |         |         |       | 8   | 1'53.481 | 36.679   | 25.023 | 28.649  | 23.130  | 207.2  |        |        |        |       |
| 1  | 2'33.436 | 33.339   | 25.507 | 28.803  | 23.147  | 208.0 | 9   | 1'42.929 | 27.466   | 24.402 | 28.438  | 22.623  | 209.3  |        |        |        |       |
| 2  | 1'43.011 | 27.690   | 24.300 | 28.221  | 22.800  | 211.3 | 10  | 1'41.983 | 27.138   | 24.163 | 28.110  | 22.572  | 209.7  |        |        |        |       |
| 3  | 1'42.863 | 27.678   | 24.065 | 28.351  | 22.769  | 209.7 | 11  | 1'42.333 | 27.143   | 24.166 | 28.271  | 22.753  | 208.4  |        |        |        |       |
| 4  | 1'42.782 | 27.468   | 24.346 | 28.170  | 22.798  | 210.9 | <b>PIT</b>  |          |          |        |         |         | 29.188 | 25.963 | 29.650 | 19.770 | 205.7 |
| 5  | 1'42.736 | 27.369   | 24.187 | 28.337  | 22.843  | 207.6 | <b>11th 95 Collin VEIJER</b> Liqui Moly Husqvarna NED |          |          |        |         |         |        |        |        |        |       |
| 6  | 1'44.124 | 27.999   | 24.947 | 28.371  | 22.807  | 210.9 | Runs=2 Total laps=15 Full laps=12 Valid laps=11       |          |          |        |         |         |        |        |        |        |       |
| 7  | 1'43.248 | 27.473   | 24.297 | 28.544  | 22.934  | 207.6 | 1   | 3'27.864 | 34.978   | 25.213 | 28.798  | 24.045  | 206.1  |        |        |        |       |
| 8  | 1'38.867 | P 27.673 | 24.527 | 28.829* | 17.838  | 205.7 | 2   | 1'44.145 | 27.848   | 24.605 | 28.589  | 23.103  | 207.2  |        |        |        |       |
| 9  | 1'47.843 | 32.199   | 24.616 | 28.351  | 22.677  | 207.2 | 3   | 1'43.217 | 27.564   | 24.367 | 28.385  | 22.901  | 207.6  |        |        |        |       |
| 10   | 1'41.952 | 27.196   | 24.060 | 28.190  | 22.506  | 212.1 | 4   | 1'43.076 | 27.443   | 24.393 | 28.417  | 22.823  | 207.6  |        |        |        |       |
| 11   | 1'42.255 | 27.225   | 24.039 | 28.258  | 22.733  | 208.4 | 5   | 1'42.742 | 27.337   | 24.255 | 28.341  | 22.809  | 208.0  |        |        |        |       |
| 12   | 1'42.947 | 27.292   | 24.127 | 28.314  | 23.214  | 208.8 | 6   | 1'45.743 | 27.472   | 25.128 | 30.267  | 22.876  | 185.8  |        |        |        |       |
| 13   | 1'42.305 | 27.215   | 24.115 | 28.250  | 22.725  | 208.0 | 7   | 1'36.884 | P 27.394 | 24.566 | 28.451  | 16.473  | 208.4  |        |        |        |       |
| <b>8th 27 Kaito TOBA</b> SIC58 Squadra Corse JPN |          |          |        |         |         |       | 8   | 1'50.333 | 33.755   | 24.805 | 28.688  | 23.085  | 207.2  |        |        |        |       |
| Runs=2 Total laps=13 Full laps=10 Valid laps=9   |          |          |        |         |         |       | 9   | 1'42.980 | 27.480   | 24.321 | 28.382  | 22.797  | 207.6  |        |        |        |       |
| 1  | 2'43.148 | 33.195   | 25.650 | 29.385  | 23.363  | 204.9 | 10  | 1'42.435 | 27.326   | 24.252 | 28.297  | 22.560  | 207.2  |        |        |        |       |
| 2  | 1'44.530 | 27.958   | 24.877 | 28.706  | 22.989  | 206.8 | 11  | 1'42.178 | 27.208   | 24.175 | 28.254  | 22.541  | 208.4  |        |        |        |       |
| 3  | 1'43.597 | 27.809   | 24.405 | 28.472  | 22.911  | 208.4 | 12  | 2'00.041 | * 31.41* | 28.400 | 36.910  | 23.321  | 204.9  |        |        |        |       |
| 4  | 1'42.765 | 27.433   | 24.266 | 28.297  | 22.769  | 209.7 | 13  | 1'42.122 | 27.271   | 24.128 | 28.221  | 22.502  | 210.1  |        |        |        |       |
| 5  | 1'42.676 | 27.365   | 24.259 | 28.351  | 22.701  | 207.6 | 14  | 1'42.207 | 27.258   | 24.153 | 28.197  | 22.599  | 209.3  |        |        |        |       |
| 6  | 1'43.177 | 27.556   | 24.385 | 28.439  | 22.797  | 207.2 | 15  | 1'41.998 | 27.061   | 24.112 | 28.225  | 22.600  | 208.0  |        |        |        |       |
| 7  | 1'45.658 | 27.909   | 24.885 | 29.789  | 23.075  | 191.4 | <b>12th 71 Ayumu SASAKI</b> Liqui Moly Husqvarna JPN  |          |          |        |         |         |        |        |        |        |       |
| 8  | 1'37.819 | P 27.491 | 24.323 | 28.476  | 17.529  | 206.5 | Runs=2 Total laps=13 Full laps=10 Valid laps=7        |          |          |        |         |         |        |        |        |        |       |
| 9  | 1'51.377 | 34.846   | 25.137 | 28.553  | 22.841  | 206.1 | 1   | 1'55.443 | 33.299   | 25.073 | 29.132  | 23.120  | 204.1  |        |        |        |       |
| 10   | 1'42.233 | 27.176   | 24.227 | 28.210  | 22.620  | 205.7 | 2   | 1'44.126 | 27.917   | 24.531 | 28.689  | 22.989  | 206.5  |        |        |        |       |
| 11   | 1'41.958 | 27.142   | 24.145 | 28.219  | 22.452  | 208.0 | 3   | 1'43.815 | 27.844   | 24.420 | 28.664  | 22.887  | 207.2  |        |        |        |       |
| 12   | 1'53.985 | * 37.82* | 24.988 | 28.441  | 22.732  | 209.7 | 4   | 1'43.009 | 27.581   | 24.113 | 28.560  | 22.755  | 207.2  |        |        |        |       |
| 13   | 1'41.967 | 27.112   | 24.215 | 28.213  | 22.427  | 208.0 | 5   | 1'40.498 | P 28.050 | 24.969 | 29.012  | 18.467  | 204.9  |        |        |        |       |
| <b>9th 82 Stefano NEPA</b> Angeluss MTA Team ITA |          |          |        |         |         |       | 6   | 1'50.724 | * 34.141 | 25.029 | 28.658  | 22.896* | 207.2  |        |        |        |       |
| Runs=2 Total laps=12 Full laps=9 Valid laps=9    |          |          |        |         |         |       | 7   | 1'42.307 | 27.339   | 24.145 | 28.306  | 22.517  | 208.0  |        |        |        |       |
| 1  | 2'38.479 | 34.457   | 25.331 | 28.999  | 23.438  | 207.6 | 8   | 1'44.160 | * 28.45* | 24.468 | 28.564  | 22.674  | 206.8  |        |        |        |       |
| 2  | 1'43.887 | 27.830   | 24.475 | 28.641  | 22.941  | 207.6 | 9   | 1'42.370 | 27.451   | 24.056 | 28.398  | 22.465  | 206.8  |        |        |        |       |
| 3  | 1'43.228 | 27.586   | 24.272 | 28.551  | 22.819  | 208.4 | 10  | 1'42.091 | 27.244   | 24.025 | 28.340  | 22.482  | 207.2  |        |        |        |       |
| 4  | 1'42.868 | 27.391   | 24.238 | 28.488  | 22.751  | 209.7 | 11  | 1'51.112 | * 29.69* | 25.283 | 33.213* | 22.926  | 208.8  |        |        |        |       |
| 5  | 1'43.126 | 27.562   | 24.278 | 28.467  | 22.819  | 207.2 | 12  | 1'42.185 | 27.372   | 24.120 | 28.210  | 22.483  | 210.1  |        |        |        |       |
| 6  | 1'42.786 | 27.416   | 24.188 | 28.420  | 22.762  | 209.3 | 13  | 1'46.235 | * 28.713 | 24.540 | 30.104* | 22.878  | 194.2  |        |        |        |       |
| 7  | 1'41.486 | P 29.794 | 25.314 | 29.397  | 16.981  | 201.1 | <b>PIT</b>  |          |          |        |         |         | 27.525 | 24.075 | 28.381 | 17.009 | 208.4 |
| 8  | 1'48.324 | 32.672   | 24.494 | 28.387  | 22.771  | 208.0 | <b>13th 99 José Antonio RUED</b> Red Bull KTM Ajo SPA |          |          |        |         |         |        |        |        |        |       |
| 9  | 1'42.361 | 27.205   | 24.221 | 28.294  | 22.641  | 207.6 | Runs=2 Total laps=12 Full laps=9 Valid laps=8         |          |          |        |         |         |        |        |        |        |       |
| 10   | 1'41.980 | 27.090   | 24.038 | 28.253  | 22.599  | 208.0 | 1   | 2'38.125 | 33.153   | 25.223 | 28.954  | 23.296  | 206.8  |        |        |        |       |
| 11   | 1'42.427 | 27.302   | 24.190 | 28.313  | 22.622  | 208.8 | 2   | 1'43.869 | 27.908   | 24.432 | 28.625  | 22.904  | 208.0  |        |        |        |       |
| 12   | 1'41.962 | 27.156   | 24.014 | 28.290  | 22.502  | 209.3 | 3   | 1'43.130 | 27.609   | 24.178 | 28.538  | 22.805  | 208.4  |        |        |        |       |
| <b>10th 24 Tatsuki SUZUKI</b> Leopard Racing JPN |          |          |        |         |         |       | 4   | 1'42.725 | 27.397   | 24.182 | 28.363  | 22.783  | 211.7  |        |        |        |       |
| Runs=3 Total laps=11 Full laps=6 Valid laps=5    |          |          |        |         |         |       | 5   | 1'42.472 | 27.290   | 24.200 | 28.261  | 22.721  | 211.3  |        |        |        |       |
| 1  | 3'33.429 | 44.443   | 25.703 | 29.058  | 23.099  | 205.7 | 6   | 1'42.251 | 27.331   | 24.010 | 28.199  | 22.711  | 211.3  |        |        |        |       |
| 2  | 1'43.683 | * 27.656 | 24.547 | 28.518  | 22.962* | 208.0 | 7   | 1'42.151 | 27.235   | 24.202 | 28.214  | 22.500  | 210.5  |        |        |        |       |
|  |          |          |        |         |         |       | 8   | 1'39.138 | P 28.13* | 24.355 | 28.772  | 17.875  | 205.3  |        |        |        |       |

**Fastest Lap:** Deniz ÖNCÜ Red Bull KTM Ajo TUR 1'41.614 27.074 23.888 28.147 22.505

These data/results cannot be reproduced, stored and/or transmitted in whole or in part by any manner of electronic, mechanical, photocopying, recording, broadcasting or otherwise now known or herein after developed without the previous express consent by the copyright owner, except for reproduction in daily press and regular printed publications on sale to the public within 60 days of the event related to those data/results and always provided that copyright symbol appears together as follows below.  
© DORNA, 2023

Official MotoGP Timing by TISSOT  
www.motogp.com

Misano Adriatico, Saturday, September 09, 2023 Page 2 of 5



## Practice Nr. 3

## Moto3

| Lap   | Lap Time        | T1            | T2            | T3            | T4            | Speed        | Lap  | Lap Time        | T1            | T2            | T3            | T4            | Speed        |
|---|-----------------|---------------|---------------|---------------|---------------|--------------|--|-----------------|---------------|---------------|---------------|---------------|--------------|
| 9   | 1'49.501        | 33.262        | 24.620        | 28.552        | 23.067        | 208.0        | 2  | <b>1'44.089</b> | 27.841        | 24.557        | 28.736        | 22.955        | 206.1        |
| 10  | 1'42.441 *      | 27.181        | 24.179        | 28.290        | 22.791*       | 208.0        | 3  | <b>1'43.175</b> | 27.507        | 24.322        | 28.550        | 22.796        | 206.8        |
| 11  | <b>1'42.096</b> | <b>27.143</b> | 24.114        | 28.218        | 22.621        | 208.0        | 4  | <b>1'43.031</b> | 27.473        | 24.365        | 28.369        | 22.824        | 208.4        |
| 12  | <b>1'42.460</b> | 27.239        | 24.120        | 28.340        | 22.761        | 207.2        | 5  | 1'43.645 *      | 27.404        | 24.447        | 29.028        | 22.766*       | 207.6        |
| <b>14th 6 Ryusei YAMANAKA</b> Gaviota GASGAS Asp JPN<br>Runs=2 Total laps=14 Full laps=11 Valid laps=10 |                 |               |               |               |               |              | 6  | <b>1'42.898</b> | 27.589        | 24.170        | 28.330        | 22.809        | 207.2        |
| 1   | 2'34.157        | 33.460        | 25.954        | 29.045        | 23.294        | 208.0        | 7  | 1'48.276 *      | 27.385        | 24.535        | 33.349*       | 23.007        | 207.2        |
| 2   | <b>1'44.372</b> | 28.014        | 24.678        | 28.593        | 23.087        | 207.6        | 8  | <b>1'42.558</b> | 27.393        | 24.183        | <b>28.267</b> | 22.715        | 209.3        |
| 3   | <b>1'43.896</b> | 27.822        | 24.592        | 28.603        | 22.879        | 207.2        | 9  | 1'39.845 P      | 27.441        | 24.238        | 28.896        | 19.270        | 208.4        |
| 4   | <b>1'44.133</b> | 27.846        | 24.591        | 28.625        | 23.071        | 206.8        | 10   | 1'53.196 *      | 36.484        | 25.020        | 28.677*       | 23.015        | 204.5        |
| 5   | <b>1'44.002</b> | 27.723        | 24.678        | 28.772        | 22.829        | 205.7        | 11   | <b>1'42.402</b> | <b>27.272</b> | 24.132        | 28.311        | 22.687        | 208.0        |
| 6   | <b>1'43.102</b> | 27.422        | 24.426        | 28.380        | 22.874        | 207.2        | 12   | <b>1'42.275</b> | 27.291        | 24.076        | 28.290        | 22.618        | 207.6        |
| 7   | <b>1'43.517</b> | 27.692        | 24.601        | 28.427        | 22.797        | 206.8        | 13   | 1'52.526 *      | 35.93*        | 25.003        | 28.815        | 22.771        | 209.3        |
| 8   | <b>1'43.089</b> | 27.369        | 24.419        | 28.448        | 22.853        | 206.8        | 14   | 1'41.926 *      | 27.297        | <b>23.939</b> | 28.111*       | <b>22.579</b> | <b>211.7</b> |
| 9   | 1'38.961 P      | 27.495        | 24.786        | 28.754        | 17.926        | 203.7        | <b>18th 66 Joel KELSO</b> CFMOTO Racing Pru AUS<br>Runs=2 Total laps=13 Full laps=10 Valid laps=9        |                 |               |               |               |               |              |
| 10  | 1'53.180 *      | 35.937        | 24.634        | 28.943*       | 23.666        | 206.5        | 1  | 3'18.076        | 33.587        | 25.273        | 29.254        | 23.396        | 202.2        |
| 11  | <b>1'42.512</b> | 27.422        | 24.277        | 28.200        | <b>22.613</b> | <b>208.4</b> | 2  | <b>1'44.813</b> | 28.016        | 24.609        | 28.944        | 23.244        | 203.7        |
| 12  | <b>1'42.227</b> | <b>27.128</b> | <b>24.228</b> | <b>28.157</b> | 22.714        | 208.4        | 3  | <b>1'43.924</b> | 27.735        | 24.536        | 28.622        | 23.031        | 204.1        |
| 13  | 1'55.883 *      | 29.36*        | 26.824        | 34.348        | 25.345        | 196.0        | 4  | <b>1'45.239</b> | 27.563        | 25.123        | 29.315        | 23.238        | 204.1        |
| 14  | <b>1'43.085</b> | 27.570        | 24.312        | 28.501        | 22.702        | 208.4        | 5  | <b>1'43.177</b> | 27.521        | 24.252        | 28.485        | 22.919        | 206.1        |
| <b>15th 54 Riccardo ROSSI</b> SIC58 Squadra Corse ITA<br>Runs=2 Total laps=12 Full laps=9 Valid laps=6  |                 |               |               |               |               |              | 6  | <b>1'43.859</b> | 27.516        | 24.404        | 28.910        | 23.029        | 206.1        |
| 1   | 2'41.305        | 33.183        | 25.551        | 29.331        | 23.721        | 206.8        | 7  | <b>1'43.283</b> | 27.514        | 24.331        | 28.452        | 22.986        | 204.5        |
| 2   | <b>1'47.161</b> | 27.792        | 24.554        | 28.629        | 26.186        | 209.7        | 8  | 1'45.055 P      | 30.00*        | 27.050        | 29.783        | 18.220        | 202.2        |
| 3   | 1'43.111 *      | 27.554        | 24.264        | 28.392        | 22.901*       | 210.1        | 9  | 2'00.485        | 32.944        | 24.728        | 35.578        | 27.235        | 190.8        |
| 4   | <b>1'42.697</b> | 27.389        | 24.188        | 28.384        | 22.736        | <b>211.3</b> | 10   | <b>1'42.702</b> | 27.331        | 24.206        | 28.352        | 22.813        | 206.5        |
| 5   | <b>1'42.701</b> | 27.394        | <b>24.157</b> | 28.359        | 22.791        | 209.7        | 11   | 1'53.164 *      | 35.99*        | 24.410        | 29.247        | 23.513        | 207.2        |
| 6   | <b>1'44.212</b> | 27.458        | 24.362        | 28.996        | 23.396        | 203.7        | 12   | <b>1'42.297</b> | <b>27.313</b> | <b>24.113</b> | <b>28.104</b> | <b>22.767</b> | <b>210.9</b> |
| 7   | 1'40.852 P      | 27.409        | 24.257        | 30.294        | 18.892        | 187.1        | 13   | <b>1'52.265</b> | 33.276        | 25.532        | 29.344        | 24.113        | 203.7        |
| 8   | 1'52.092 *      | 35.193        | 25.267        | 28.646        | 22.986*       | 208.0        | <b>19th 38 David SALVADOR</b> CIP Green Power SPA<br>Runs=2 Total laps=13 Full laps=10 Valid laps=6      |                 |               |               |               |               |              |
| 9   | <b>1'42.228</b> | 27.171        | 24.180        | <b>28.137</b> | 22.740        | 208.8        | 1  | 2'31.938        | 34.873        | 25.777        | 29.558        | 25.353        | 197.8        |
| 10  | 1'42.989 *      | 27.174        | 24.190        | 28.655        | 22.970*       | 209.7        | 2  | <b>1'44.229</b> | 27.950        | 24.673        | 28.547        | 23.059        | 207.6        |
| 11  | 1'53.090 *      | 34.25*        | 26.524        | 28.862        | 23.451*       | 207.6        | 3  | 1'43.310 *      | 27.682        | 24.526        | 28.329        | 22.773*       | 208.4        |
| 12  | <b>1'42.255</b> | <b>27.164</b> | 24.188        | 28.229        | <b>22.674</b> | 209.7        | 4  | 1'43.219 *      | 27.458        | 24.422        | 28.311*       | 23.028        | 208.8        |
| <b>16th 19 Scott OGDEN</b> VisionTrack Racing T GBR<br>Runs=2 Total laps=13 Full laps=10 Valid laps=7   |                 |               |               |               |               |              | 5  | 1'42.875 *      | 27.374        | 24.271        | 28.456        | 22.774*       | <b>210.5</b> |
| 1   | 2'17.064        | 35.087        | 25.230        | 29.129        | 23.581        | 204.1        | 6  | <b>1'43.380</b> | 27.667        | 24.345        | 28.429        | 22.939        | 206.8        |
| 2   | <b>1'44.335</b> | 27.928        | 24.647        | 28.658        | 23.102        | 205.3        | 7  | <b>1'43.309</b> | 27.605        | 24.358        | 28.531        | 22.815        | 207.6        |
| 3   | <b>1'44.004</b> | 27.844        | 24.534        | 28.591        | 23.035        | 205.7        | 8  | 1'40.279 P      | 27.800        | 24.488        | 30.098        | 17.893        | 182.7        |
| 4   | 1'57.784 *      | 31.23*        | 28.479        | 33.179*       | 24.888*       | 204.9        | 9  | 2'05.274        | 32.097        | 24.428        | 33.608        | 35.141        | 162.8        |
| 5   | <b>1'43.662</b> | 27.647        | 24.582        | 28.365        | 23.068        | 206.1        | 10   | <b>1'42.357</b> | <b>27.347</b> | 24.236        | <b>28.198</b> | <b>22.576</b> | 209.3        |
| 6   | 1'44.669 *      | 28.83*        | 24.588        | 28.437        | 22.813        | 206.1        | 11   | <b>1'51.410</b> | 31.582        | 24.467        | 32.095        | 23.266        | 170.6        |
| 7   | <b>1'43.087</b> | 27.533        | 24.472        | 28.294        | 22.788        | 206.5        | 12   | <b>1'42.907</b> | 27.390        | <b>24.093</b> | 28.312        | 23.112        | 209.7        |
| 8   | 1'44.589 P      | 30.548        | 27.196        | 28.867        | 17.978        | 207.6        | 13   | 1'46.592 *      | 28.124        | 24.726        | 30.989        | 22.753*       | 166.6        |
| 9   | 1'49.649        | 33.203        | 24.912        | 28.642        | 22.892        | 208.0        | <b>20th 18 Matteo BERTELLE</b> Rivacold Snipers Tea ITA<br>Runs=3 Total laps=13 Full laps=8 Valid laps=7 |                 |               |               |               |               |              |
| 10  | <b>1'42.881</b> | 27.450        | 24.244        | 28.458        | 22.729        | 206.8        | 1  | 2'34.219        | 32.515        | 25.459        | 28.921        | 23.232        | <b>208.4</b> |
| 11  | <b>1'42.262</b> | <b>27.176</b> | <b>24.204</b> | <b>28.173</b> | <b>22.709</b> | <b>208.8</b> | 2  | <b>1'43.667</b> | 27.660        | 24.431        | 28.580        | 22.996        | 208.0        |
| 12  | 1'55.859 *      | 29.04*        | 27.684        | 34.239        | 24.896*       | 189.1        | 3  | <b>1'43.512</b> | 27.609        | 24.390        | 28.575        | 22.938        | 206.1        |
| 13  | <b>1'43.177</b> | 27.548        | 24.413        | 28.381        | 22.835        | 206.5        | 4  | <b>1'43.032</b> | 27.442        | 24.341        | 28.528        | 22.721        | 207.6        |
| <b>17th 96 Daniel HOLGADO</b> Red Bull KTM Tech3 SPA<br>Runs=2 Total laps=14 Full laps=11 Valid laps=7  |                 |               |               |               |               |              | 5  | 1'46.448 P      | 31.057        | 27.222        | 30.355*       | 17.814        | 185.2        |
| 1   | 2'31.496        | 33.309        | 25.348        | 29.736        | 23.569        | 196.0        | 6  | 1'51.296        | 33.791        | 25.185        | 29.197        | 23.123        | 201.4        |
|   |                 |               |               |               |               |              | 7  | 1'44.571 *      | 27.425        | 24.549        | 29.563*       | 23.034        | 194.9        |
|   |                 |               |               |               |               |              | 8  | <b>1'43.690</b> | 27.347        | 24.449        | 28.573        | 23.321        | 204.9        |

**Fastest Lap:** Deniz ÖNCÜ Red Bull KTM Ajo TUR **1'41.614** 27.074 23.888 28.147 22.505

These data/results cannot be reproduced, stored and/or transmitted in whole or in part by any manner of electronic, mechanical, photocopying, recording, broadcasting or otherwise now known or herein after developed without the previous express consent by the copyright owner, except for reproduction in daily press and regular printed publications on sale to the public within 60 days of the event related to those data/results and always provided that copyright symbol appears together as follows below.  
© DORNA, 2023

## Practice Nr. 3

## Moto3

| Lap | Lap Time        | T1            | T2            | T3            | T4            | Speed | Lap | Lap Time   | T1            | T2     | T3      | T4      | Speed |
|-----|-----------------|---------------|---------------|---------------|---------------|-------|-----|------------|---------------|--------|---------|---------|-------|
| 9   | <b>1'42.856</b> | 27.361        | <b>24.200</b> | 28.482        | 22.813        | 208.0 | 8   | 1'49.000 * | 32.695        | 24.405 | 28.760* | 23.140* | 208.8 |
| 10  | 1'39.664 P      | 28.29*        | 25.036        | 29.171        | 17.159        | 201.1 | 9   | 1'43.941 * | <b>27.347</b> | 24.599 | 28.844* | 23.151  | 208.0 |
| 11  | 1'53.178        | 35.454        | 26.410        | 28.524        | 22.790        | 208.4 | 10  | 1'43.388 * | 27.461        | 24.341 | 28.477  | 23.109* | 206.5 |
| 12  | <b>1'42.396</b> | <b>27.160</b> | 24.259        | <b>28.271</b> | <b>22.706</b> | 206.8 | 11  | 2'00.927 * | 27.28*        | 25.528 | 36.323  | 31.792  | 128.5 |
| 13  | <b>1'43.430</b> | 27.199        | 24.330        | 28.766        | 23.135        | 206.1 |     | <b>PIT</b> | 27.730        | 24.908 | 37.105  | 21.741  | 152.5 |

**21st 70** Joshua WHATLEY VisionTrack Racing T GBR  
Runs=3 Total laps=12 Full laps=7 Valid laps=5

|    |                 |               |               |               |               |              |
|----|-----------------|---------------|---------------|---------------|---------------|--------------|
| 1  | 3'34.229        | 41.590        | 28.730        | 33.502        | 23.114        | 173.6        |
| 2  | <b>1'43.914</b> | 27.601        | 24.628        | 28.702        | 22.983        | 203.7        |
| 3  | <b>1'43.386</b> | 27.400        | 24.505        | 28.614        | 22.867        | 204.9        |
| 4  | 1'47.509 P      | 27.59*        | 28.909        | 31.061        | 19.940        | 205.3        |
| 5  | 1'53.501        | 35.639        | 26.029        | 28.622        | 23.211        | 206.1        |
| 6  | <b>1'42.815</b> | 27.211        | 24.378        | 28.420        | 22.806        | <b>207.6</b> |
| 7  | 1'45.569 *      | 29.84*        | 24.535        | <b>28.314</b> | 22.874        | 204.5        |
| 8  | 1'42.535 *      | 27.163        | <b>24.278</b> | 28.387        | 22.707*       | 204.9        |
| 9  | 1'40.760 P      | 29.21*        | 24.551        | 29.068        | 17.923        | 202.6        |
| 10 | 1'54.883 *      | 38.911        | 24.693        | 28.560*       | 22.719        | 206.8        |
| 11 | <b>1'42.492</b> | <b>27.062</b> | 24.331        | 28.387        | 22.712        | 205.3        |
| 12 | <b>1'42.799</b> | 27.093        | 24.398        | 28.617        | <b>22.691</b> | 205.7        |

**22nd 44** David MUÑOZ BOE Motorsports SPA  
Runs=2 Total laps=7 Full laps=4 Valid laps=4

|   |                 |               |               |               |               |              |
|---|-----------------|---------------|---------------|---------------|---------------|--------------|
| 1 | 2'16.191        | 33.116        | 24.713        | 28.996        | 23.686        | 206.5        |
| 2 | <b>1'43.419</b> | 27.752        | 24.258        | 28.559        | 22.850        | 207.6        |
| 3 | <b>1'42.786</b> | 27.405        | <b>24.033</b> | 28.557        | 22.791        | <b>209.3</b> |
| 4 | <b>1'44.256</b> | <b>27.273</b> | 24.434        | 29.464        | 23.085        | 206.8        |
| 5 | 1'09.783 P      | 31.689        |               |               |               |              |
| 6 | 1'45.148        | 29.368        | 24.356        | 28.623        | 22.801        | 207.6        |
| 7 | <b>1'42.691</b> | 27.302        | 24.099        | <b>28.522</b> | <b>22.768</b> | 207.2        |

**23rd 43** Xavier ARTIGAS CFMOTO Racing Pru SPA  
Runs=2 Total laps=13 Full laps=10 Valid laps=7

|    |                 |               |               |               |               |              |
|----|-----------------|---------------|---------------|---------------|---------------|--------------|
| 1  | 3'18.439        | 33.756        | 25.066        | 29.312        | 23.507        | 204.9        |
| 2  | <b>1'45.176</b> | 27.907        | 24.791        | 29.048        | 23.430        | 205.7        |
| 3  | <b>1'43.378</b> | 27.640        | <b>24.223</b> | 28.559        | 22.956        | 207.6        |
| 4  | <b>1'44.195</b> | 27.669        | 24.513        | 28.997        | 23.016        | 204.5        |
| 5  | <b>1'43.734</b> | 27.684        | 24.430        | 28.652        | 22.968        | 205.7        |
| 6  | 1'44.732 *      | 27.624        | 24.487        | 29.644*       | 22.977        | 198.1        |
| 7  | <b>1'43.338</b> | 27.695        | 24.270        | <b>28.503</b> | 22.870        | 207.2        |
| 8  | 1'42.945 P      | 27.621        | 25.136        | 30.113        | 20.075        | 196.3        |
| 9  | 2'03.281        | 34.864        | 24.703        | 36.248        | 27.466        | 185.2        |
| 10 | <b>1'42.989</b> | 27.542        | 24.226        | 28.534        | 22.687        | 207.6        |
| 11 | 1'44.765 *      | 27.472        | 24.891        | 29.759*       | <b>22.643</b> | <b>208.0</b> |
| 12 | <b>1'50.542</b> | 30.748        | 27.865        | 29.074        | 22.855        | 194.9        |
| 13 | 1'42.919 *      | <b>27.351</b> | 24.366        | 28.578        | 22.624*       | 207.6        |

**24th 7** Filippo FARIOLI Red Bull KTM Tech3 ITA  
Runs=2 Total laps=11 Full laps=8 Valid laps=3

|   |                 |        |               |               |               |              |
|---|-----------------|--------|---------------|---------------|---------------|--------------|
| 1 | 2'38.540        | 33.768 | 25.207        | 29.084        | 23.286        | 208.4        |
| 2 | <b>1'44.054</b> | 28.013 | 24.438        | 28.627        | 22.976        | 208.4        |
| 3 | 1'43.340 *      | 27.704 | <b>24.263</b> | 28.410        | 22.963*       | <b>208.8</b> |
| 4 | <b>1'42.996</b> | 27.474 | 24.295        | 28.394        | <b>22.833</b> | 208.4        |
| 5 | <b>1'43.774</b> | 28.022 | 24.442        | <b>28.392</b> | 22.918        | 208.4        |
| 6 | 1'48.114 *      | 27.86* | 25.452        | 31.604*       | 23.198*       | 186.2        |
| 7 | 1'37.708 P      | 27.639 | 24.485        | 28.633*       | 16.951        | 205.7        |

**25th 63** Syarifuddin AZMAN MT Helmets - MSI MAL  
Runs=2 Total laps=13 Full laps=10 Valid laps=7

|    |                 |               |               |               |               |              |
|----|-----------------|---------------|---------------|---------------|---------------|--------------|
| 1  | 2'32.154        | 33.209        | 25.105        | 29.233        | 24.047        | 206.5        |
| 2  | 1'44.630 *      | 28.107        | 24.655        | 28.885*       | 22.983        | 209.3        |
| 3  | <b>1'43.550</b> | 27.730        | 24.425        | 28.410        | 22.985        | <b>210.9</b> |
| 4  | <b>1'44.030</b> | 27.615        | 24.931        | 28.505        | 22.979        | 208.8        |
| 5  | 1'44.730 *      | 28.264        | 24.632        | 28.595        | 23.239*       | 208.0        |
| 6  | <b>1'43.713</b> | 27.804        | 24.458        | 28.516        | 22.935        | 208.4        |
| 7  | <b>1'43.462</b> | <b>27.547</b> | 24.340        | 28.320        | 23.255        | 209.3        |
| 8  | 1'43.604 P      | 30.86*        | 24.866        | 29.137        | 18.736        | 206.5        |
| 9  | 1'48.746 *      | 32.707        | 24.452        | 28.436        | 23.151*       | 208.0        |
| 10 | 1'42.829 *      | 26.80*        | 24.440        | 28.465        | 23.122        | 208.4        |
| 11 | <b>1'43.223</b> | 27.704        | 24.407        | 28.318        | <b>22.794</b> | 210.9        |
| 12 | <b>1'43.270</b> | 28.029        | <b>24.067</b> | 28.322        | 22.852        | 210.1        |
| 13 | <b>1'43.148</b> | 27.562        | 24.144        | <b>28.262</b> | 23.180        | 209.7        |

**26th 20** Lorenzo FELLON CIP Green Power FRA  
Runs=2 Total laps=11 Full laps=8 Valid laps=2

|    |                 |               |               |               |               |              |
|----|-----------------|---------------|---------------|---------------|---------------|--------------|
| 1  | 2'29.888        | 34.772        | 25.685        | 29.159        | 23.503        | 204.9        |
| 2  | 1'46.285 *      | 28.666        | 25.568        | 28.820*       | 23.231*       | 207.6        |
| 3  | 1'44.006 *      | 28.074        | <b>24.413</b> | 28.489        | 23.030*       | 209.3        |
| 4  | 1'43.490 *      | <b>27.605</b> | 24.508        | 28.451        | 22.926*       | 208.8        |
| 5  | <b>1'43.572</b> | 27.709        | 24.501        | 28.449        | <b>22.913</b> | 209.3        |
| 6  | 1'42.104 P      | 29.92*        | 25.482        | 28.660        | 18.036        | 208.8        |
| 7  | 2'05.021        | 32.346        | 24.546        | 34.208        | 33.921        | 143.4        |
| 8  | 1'43.632 *      | 27.926        | 24.449        | <b>28.296</b> | 22.961*       | 208.4        |
| 9  | 1'49.856 *      | 30.786        | 24.621        | 31.432*       | 23.017        | 164.1        |
| 10 | <b>1'43.592</b> | 27.695        | 24.531        | 28.394        | 22.972        | <b>210.5</b> |
| 11 | 1'44.747 *      | 28.143        | 25.370        | 28.363        | 22.871*       | 210.5        |

**27th 64** Mario AJI Honda Team Asia INA  
Runs=2 Total laps=12 Full laps=9 Valid laps=4

|    |                 |               |               |               |               |              |
|----|-----------------|---------------|---------------|---------------|---------------|--------------|
| 1  | 2'38.638        | 33.335        | 25.206        | 29.092        | 23.227        | <b>207.2</b> |
| 2  | <b>1'47.522</b> | 28.013        | 25.483        | 29.501        | 24.525        | 202.2        |
| 3  | 1'45.494 *      | 28.099        | 24.798        | 29.838*       | 22.759*       | 203.0        |
| 4  | <b>1'43.776</b> | <b>27.600</b> | 24.547        | 28.658        | 22.971        | 204.9        |
| 5  | 1'46.282 *      | 27.50*        | 25.377        | 30.020        | 23.380*       | 197.0        |
| 6  | 1'44.300 *      | 27.651        | 24.664        | 28.851        | 23.134*       | 203.0        |
| 7  | 1'43.569 P      | 29.426        | 25.372        | 29.918        | 18.853        | 200.3        |
| 8  | 1'58.301 *      | 33.511        | 25.297        | 34.625        | 24.868*       | 162.8        |
| 9  | <b>1'44.535</b> | 28.540        | 24.667        | <b>28.465</b> | 22.863        | 206.5        |
| 10 | 1'44.230 *      | 27.677        | 24.568        | 29.036        | 22.949*       | 202.2        |
| 11 | 1'53.225 *      | 27.38*        | 25.933        | 34.136        | 25.773*       | 168.2        |
| 12 | <b>1'43.603</b> | 27.743        | <b>24.467</b> | 28.556        | <b>22.837</b> | 205.3        |

**28th 22** Ana CARRASCO BOE Motorsports SPA  
Runs=2 Total laps=12 Full laps=9 Valid laps=7

|   |                 |        |        |        |               |       |
|---|-----------------|--------|--------|--------|---------------|-------|
| 1 | 2'32.621        | 33.799 | 25.311 | 29.434 | 23.534        | 204.9 |
| 2 | <b>1'45.227</b> | 28.208 | 24.939 | 28.914 | 23.166        | 208.0 |
| 3 | <b>1'44.289</b> | 27.972 | 24.523 | 28.834 | <b>22.960</b> | 206.1 |

**Fastest Lap:** Deniz ÖNCÜ Red Bull KTM Ajo TUR **1'41.614** 27.074 23.888 28.147 22.505

These data/results cannot be reproduced, stored and/or transmitted in whole or in part by any manner of electronic, mechanical, photocopying, recording, broadcasting or otherwise now known or herein after developed without the previous express consent by the copyright owner, except for reproduction in daily press and regular printed publications on sale to the public within 60 days of the event related to those data/results and always provided that copyright symbol appears together as follows below.  
© DORNA, 2023

Official MotoGP Timing by TISSOT  
www.motogp.com

Misano Adriatico, Saturday, September 09, 2023 Page 4 of 5



**Practice Nr. 3****Moto3**

| Lap | Lap Time        | T1            | T2            | T3            | T4      | Speed        | Lap | Lap Time | T1 | T2 | T3 | T4 | Speed |
|-----|-----------------|---------------|---------------|---------------|---------|--------------|-----|----------|----|----|----|----|-------|
| 4   | 1'46.152 *      | 29.29*        | 24.761        | 29.058        | 23.038  | 205.3        |     |          |    |    |    |    |       |
| 5   | <b>1'44.277</b> | 28.055        | <b>24.478</b> | <b>28.732</b> | 23.012  | 206.8        |     |          |    |    |    |    |       |
| 6   | <b>1'44.470</b> | <b>27.724</b> | 24.811        | 28.823        | 23.112  | 205.7        |     |          |    |    |    |    |       |
| 7   | 1'41.046 P      | 28.91*        | 25.064        | 29.271        | 17.797  | 204.9        |     |          |    |    |    |    |       |
| 8   | 1'57.060        | 33.323        | 25.106        | 29.166        | 29.465  | 205.3        |     |          |    |    |    |    |       |
| 9   | <b>1'52.107</b> | 28.979        | 28.658        | 31.410        | 23.060  | 188.8        |     |          |    |    |    |    |       |
| 10  | 1'47.040 *      | 28.081        | 24.950        | 30.720        | 23.289* | 208.4        |     |          |    |    |    |    |       |
| 11  | <b>1'48.563</b> | 27.775        | 24.499        | 29.043        | 27.246  | 206.1        |     |          |    |    |    |    |       |
| 12  | <b>1'44.283</b> | 27.851        | 24.698        | 28.754        | 22.980  | <b>208.8</b> |     |          |    |    |    |    |       |

|                                |                  |     |                 |        |        |        |        |
|--------------------------------|------------------|-----|-----------------|--------|--------|--------|--------|
| <b>Fastest Lap:</b> Deniz ÖNCÜ | Red Bull KTM Ajo | TUR | <b>1'41.614</b> | 27.074 | 23.888 | 28.147 | 22.505 |
|--------------------------------|------------------|-----|-----------------|--------|--------|--------|--------|

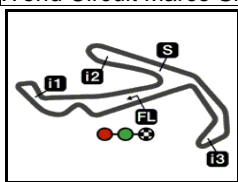
These data/results cannot be reproduced, stored and/or transmitted in whole or in part by any manner of electronic, mechanical, photocopying, recording, broadcasting or otherwise now known or herein after developed without the previous express consent by the copyright owner, except for reproduction in daily press and regular printed publications on sale to the public within 60 days of the event related to those data/results and always provided that copyright symbol appears together as follows below.  
© DORNA, 2023

Official MotoGP Timing by **TISSOT**  
www.motogp.com

Misano Adriatico, Saturday, September 09, 2023 Page 5 of 5







4226 m.

## GRAN PREMIO RED BULL DI SAN MARINO E DELLA RIVIERA

## Practice Nr. 3

## Best Partial Times

IT Ideal Lap Time, sum of the best partial times

BT Best Lap Time

| T1  |            | T2     |            | T3     |            | T4     |            |        |     | IT         | BT       |               |
|-----|------------|--------|------------|--------|------------|--------|------------|--------|-----|------------|----------|---------------|
| Pos | Rider      | Time   | Rider      | Time   | Rider      | Time   | Rider      | Time   | Pos | Rider      | IT       | BT            |
| 1   | J.MASIA    | 26.927 | D.ÖNCÜ     | 23.888 | D.ALONSO   | 27.962 | T.FURUSATO | 22.407 | 1   | D.ÖNCÜ     | 1'41.466 | 1'41.614 (1)  |
| 2   | D.ÖNCÜ     | 26.977 | D.HOLGADO  | 23.939 | J.MASIA    | 28.032 | K.TOBA     | 22.427 | 2   | J.MASIA    | 1'41.517 | 1'41.655 (2)  |
| 3   | R.FENATI   | 27.011 | J.RUEDA    | 24.010 | I.ORTOLÁ   | 28.047 | A.SASAKI   | 22.465 | 3   | I.ORTOLÁ   | 1'41.698 | 1'41.890 (5)  |
| 4   | I.ORTOLÁ   | 27.038 | S.NEPA     | 24.014 | D.ÖNCÜ     | 28.096 | R.FENATI   | 22.472 | 4   | D.ALONSO   | 1'41.738 | 1'41.845 (3)  |
| 5   | C.VEIJER   | 27.061 | J.MASIA    | 24.019 | J.KELSO    | 28.104 | J.RUEDA    | 22.500 | 5   | R.FENATI   | 1'41.806 | 1'41.942 (6)  |
| 6   | J.WHATLEY  | 27.062 | I.ORTOLÁ   | 24.025 | T.SUZUKI   | 28.110 | S.NEPA     | 22.502 | 6   | J.RUEDA    | 1'41.852 | 1'42.096 (13) |
| 7   | S.NEPA     | 27.090 | A.SASAKI   | 24.025 | R.ROSSI    | 28.137 | C.VEIJER   | 22.502 | 7   | T.FURUSATO | 1'41.856 | 1'41.870 (4)  |
| 8   | T.FURUSATO | 27.109 | D.MUÑOZ    | 24.033 | R.YAMANAKA | 28.157 | D.ÖNCÜ     | 22.505 | 8   | S.NEPA     | 1'41.859 | 1'41.962 (9)  |
| 9   | K.TOBA     | 27.112 | D.MOREIRA  | 24.039 | D.MOREIRA  | 28.170 | D.MOREIRA  | 22.506 | 9   | C.VEIJER   | 1'41.872 | 1'41.998 (11) |
| 10  | D.ALONSO   | 27.113 | T.FURUSATO | 24.041 | S.OGDEN    | 28.173 | J.MASIA    | 22.539 | 10  | K.TOBA     | 1'41.894 | 1'41.958 (8)  |
| 11  | R.YAMANAKA | 27.128 | D.ALONSO   | 24.044 | R.FENATI   | 28.179 | T.SUZUKI   | 22.572 | 11  | D.MOREIRA  | 1'41.911 | 1'41.952 (7)  |
| 12  | T.SUZUKI   | 27.138 | S.AZMAN    | 24.067 | C.VEIJER   | 28.197 | D.SALVADOR | 22.576 | 12  | A.SASAKI   | 1'41.944 | 1'42.091 (12) |
| 13  | J.RUEDA    | 27.143 | D.SALVADOR | 24.093 | D.SALVADOR | 28.198 | D.HOLGADO  | 22.579 | 13  | T.SUZUKI   | 1'41.983 | 1'41.983 (10) |
| 14  | M.BERTELLE | 27.160 | C.VEIJER   | 24.112 | J.RUEDA    | 28.199 | I.ORTOLÁ   | 22.588 | 14  | D.HOLGADO  | 1'42.057 | 1'42.275 (17) |
| 15  | R.ROSSI    | 27.164 | J.KELSO    | 24.113 | K.TOBA     | 28.210 | R.YAMANAKA | 22.613 | 15  | R.YAMANAKA | 1'42.126 | 1'42.227 (14) |
| 16  | S.OGDEN    | 27.176 | R.FENATI   | 24.144 | A.SASAKI   | 28.210 | D.ALONSO   | 22.619 | 16  | R.ROSSI    | 1'42.132 | 1'42.228 (15) |
| 17  | D.MOREIRA  | 27.196 | K.TOBA     | 24.145 | S.NEPA     | 28.253 | X.ARTIGAS  | 22.643 | 17  | D.SALVADOR | 1'42.214 | 1'42.357 (19) |
| 18  | A.SASAKI   | 27.244 | R.ROSSI    | 24.157 | S.AZMAN    | 28.262 | R.ROSSI    | 22.674 | 18  | S.OGDEN    | 1'42.262 | 1'42.262 (16) |
| 19  | D.HOLGADO  | 27.272 | T.SUZUKI   | 24.163 | D.HOLGADO  | 28.267 | J.WHATLEY  | 22.691 | 19  | J.KELSO    | 1'42.297 | 1'42.297 (18) |
| 20  | D.MUÑOZ    | 27.273 | M.BERTELLE | 24.200 | M.BERTELLE | 28.271 | M.BERTELLE | 22.706 | 20  | M.BERTELLE | 1'42.337 | 1'42.396 (20) |
| 21  | J.KELSO    | 27.313 | S.OGDEN    | 24.204 | L.FELLON   | 28.296 | S.OGDEN    | 22.709 | 21  | J.WHATLEY  | 1'42.345 | 1'42.492 (21) |
| 22  | F.FARIOLI  | 27.347 | X.ARTIGAS  | 24.223 | T.FURUSATO | 28.299 | J.KELSO    | 22.767 | 22  | D.MUÑOZ    | 1'42.596 | 1'42.691 (22) |
| 23  | D.SALVADOR | 27.347 | R.YAMANAKA | 24.228 | J.WHATLEY  | 28.314 | D.MUÑOZ    | 22.768 | 23  | S.AZMAN    | 1'42.670 | 1'43.148 (25) |
| 24  | X.ARTIGAS  | 27.351 | F.FARIOLI  | 24.263 | F.FARIOLI  | 28.392 | S.AZMAN    | 22.794 | 24  | X.ARTIGAS  | 1'42.720 | 1'42.989 (23) |

These data/results cannot be reproduced, stored and/or transmitted in whole or in part by any manner of electronic, mechanical, photocopying, recording, broadcasting or otherwise now known or herein after developed without the previous express consent by the copyright owner, except for reproduction in daily press and regular printed publications on sale to the public within 60 days of the event related to those data/results and always provided that copyright symbol appears together as follows below.

© DORNA, 2023

Official MotoGP Timing by TISSOT

www.motogp.com





4226 m.

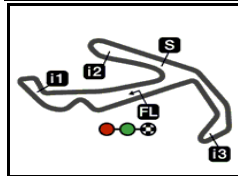
**GRAN PREMIO RED BULL DI SAN MARINO E DELLA RIVIERA****Practice Nr. 3****Best Partial Times***IT* Ideal Lap Time, sum of the best partial times*BT* Best Lap Time

| <b>T1</b>  |                   | <b>T2</b>     |                   | <b>T3</b>     |                   | <b>T4</b>     |                   |               |            | <i>IT</i>         | <i>BT</i> |               |
|------------|-------------------|---------------|-------------------|---------------|-------------------|---------------|-------------------|---------------|------------|-------------------|-----------|---------------|
| <i>Pos</i> | <i>Rider</i>      | <i>Time</i>   | <i>Rider</i>      | <i>Time</i>   | <i>Rider</i>      | <i>Time</i>   | <i>Rider</i>      | <i>Time</i>   | <i>Pos</i> | <i>Rider</i>      |           |               |
| 25         | S.AZMAN           | 27.547        | J.WHATLEY         | 24.278        | M.AJI             | 28.465        | F.FARIOLI         | 22.833        | 25         | <b>F.FARIOLI</b>  | 1'42.835  | 1'42.996 (24) |
| 26         | <b>M.AJI</b>      | <b>27.600</b> | <b>L.FELLON</b>   | <b>24.413</b> | <b>X.ARTIGAS</b>  | <b>28.503</b> | <b>M.AJI</b>      | <b>22.837</b> | 26         | <b>L.FELLON</b>   | 1'43.227  | 1'43.572 (26) |
| 27         | L.FELLON          | 27.605        | M.AJI             | 24.467        | D.MUÑOZ           | 28.522        | L.FELLON          | 22.913        | 27         | <b>M.AJI</b>      | 1'43.369  | 1'43.603 (27) |
| 28         | <b>A.CARRASCO</b> | <b>27.724</b> | <b>A.CARRASCO</b> | <b>24.478</b> | <b>A.CARRASCO</b> | <b>28.732</b> | <b>A.CARRASCO</b> | <b>22.960</b> | 28         | <b>A.CARRASCO</b> | 1'43.894  | 1'44.277 (28) |

These data/results cannot be reproduced, stored and/or transmitted in whole or in part by any manner of electronic, mechanical, photocopying, recording, broadcasting or otherwise now known or herein after developed without the previous express consent by the copyright owner, except for reproduction in daily press and regular printed publications on sale to the public within 60 days of the event related to those data/results and always provided that copyright symbol appears together as follows below.  
© DORNA, 2023

Official MotoGP Timing by **TISSOT**  
www.motogp.com





4226 m.

## GRAN PREMIO RED BULL DI SAN MARINO E DELLA RIVIERA

## Practice Nr. 3

## Fastest Laps Sequence

| Practice Time |  Rider | Nation | Motorcycle | Time     | Km/h  | Rider's Lap |
|---------------|---|--------|------------|----------|-------|-------------|
| 3'39.569      | 71 Ayumu SASAKI   | JPN    | HUSQVARNA  | 1'44.126 | 146.1 | 2           |
| 3'59.610      | 44 David MUÑOZ  | SPA    | KTM        | 1'43.419 | 147.1 | 2           |
| 4'16.447      | 10 Diogo MOREIRA  | BRA    | KTM        | 1'43.011 | 147.6 | 2           |
| 5'42.396      | 44 David MUÑOZ  | SPA    | KTM        | 1'42.786 | 148.0 | 3           |
| 6'58.876      | 5 Jaume MASIA   | SPA    | HONDA      | 1'42.748 | 148.0 | 3           |
| 7'42.564      | 80 David ALONSO   | COL    | GASGAS     | 1'42.573 | 148.3 | 4           |
| 8'41.268      | 5 Jaume MASIA   | SPA    | HONDA      | 1'42.392 | 148.5 | 4           |
| 9'24.895      | 80 David ALONSO   | COL    | GASGAS     | 1'42.331 | 148.6 | 5           |
| 10'23.436     | 5 Jaume MASIA   | SPA    | HONDA      | 1'42.168 | 148.9 | 5           |
| 12'54.723     | 99 José Antonio RUEDA   | SPA    | KTM        | 1'42.151 | 148.9 | 7           |
| 13'47.629     | 5 Jaume MASIA   | SPA    | HONDA      | 1'41.983 | 149.1 | 7           |
| 25'09.542     | 10 Diogo MOREIRA  | BRA    | KTM        | 1'41.952 | 149.2 | 10          |
| 25'33.010     | 48 Ivan ORTOLÁ  | SPA    | KTM        | 1'41.890 | 149.3 | 11          |
| 26'06.886     | 5 Jaume MASIA   | SPA    | HONDA      | 1'41.655 | 149.6 | 10          |
| 27'23.473     | 53 Deniz ÖNCÜ   | TUR    | KTM        | 1'41.614 | 149.7 | 11          |

These data/results cannot be reproduced, stored and/or transmitted in whole or in part by any manner of electronic, mechanical, photocopying, recording, broadcasting or otherwise now known or herein after developed without the previous express consent by the copyright owner, except for reproduction in daily press and regular printed publications on sale to the public within 60 days of the event related to those data/results and always provided that copyright symbol appears together as follows below.

© DORNA, 2023

Official MotoGP Timing by TISSOT  
www.motogp.com

Misano Adriatico, Saturday, September 09, 2023

