

4226 m.

GRAN PREMIO RED BULL DI SAN MARINO E DELLA RIVIERA

Race

Classification after 20 laps = 84.52 km

29

Pos		Rider	Nation	Team	Motorcycle	Total Time	Km/h	Gap
1	25	80 David ALONSO	COL	Gaviota GASGAS Aspar Team	GASGAS	34'04.490	148.8	
2	20	5 Jaume MASIA	SPA	Leopard Racing	HONDA	34'04.526	148.8	0.036
3	16	53 Deniz ÖNCÜ	TUR	Red Bull KTM Ajo	KTM	34'04.727	148.8	0.237
4	13	44 David MUÑOZ	SPA	BOE Motorsports	KTM	34'05.254	148.7	0.764
5	11	95 Collin VEIJER	NED	Liqui Moly Husqvarna Intact GP	HUSQVARNA	34'09.290	148.4	4.800
6	10	27 Kaito TOBA	JPN	SIC58 Squadra Corse	HONDA	34'12.272	148.2	7.782
7	9	71 Ayumu SASAKI	JPN	Liqui Moly Husqvarna Intact GP	HUSQVARNA	34'12.352	148.2	7.862
8	8	48 Ivan ORTOLÁ	SPA	Angeluss MTA Team	KTM	34'12.562	148.2	8.072
9	7	99 José Antonio RUEDA	SPA	Red Bull KTM Ajo	KTM	34'12.657	148.2	8.167
10	6	55 Romano FENATI	ITA	Rivacold Snipers Team	HONDA	34'12.843	148.2	8.353
11	5	72 Taiyo FURUSATO	JPN	Honda Team Asia	HONDA	34'12.892	148.2	8.402
12	4	10 Diogo MOREIRA	BRA	MT Helmets - MSI	KTM	34'13.565	148.1	9.075
13	3	82 Stefano NEPA	ITA	Angeluss MTA Team	KTM	34'13.597	148.1	9.107
14	2	6 Ryusei YAMANAKA	JPN	Gaviota GASGAS Aspar Team	GASGAS	34'15.336	148.0	10.846
15	1	24 Tatsuki SUZUKI	JPN	Leopard Racing	HONDA	34'15.842	148.0	11.352
16		96 Daniel HOLGADO	SPA	Red Bull KTM Tech3	KTM	34'15.931	147.9	11.441
17		43 Xavier ARTIGAS	SPA	CFMOTO Racing PruestelGP	CFMOTO	34'21.722	147.5	17.232
18		54 Riccardo ROSSI	ITA	SIC58 Squadra Corse	HONDA	34'21.846	147.5	17.356
19		66 Joel KELSO	AUS	CFMOTO Racing PruestelGP	CFMOTO	34'22.074	147.5	17.584
20		18 Matteo BERTELLE	ITA	Rivacold Snipers Team	HONDA	34'22.106	147.5	17.616
21		7 Filippo FARIOLI	ITA	Red Bull KTM Tech3	KTM	34'24.969	147.5	20.479
22		70 Joshua WHATLEY	GBR	VisionTrack Racing Team	HONDA	34'30.324	146.9	25.834
23		19 Scott OGDEN	GBR	VisionTrack Racing Team	HONDA	34'30.456	146.9	25.966
24		20 Lorenzo FELLON	FRA	CIP Green Power	KTM	34'31.587	146.8	27.097
25		63 Syarifuddin AZMAN	MAL	MT Helmets - MSI	KTM	34'41.622	146.1	37.132
26		64 Mario AJI	INA	Honda Team Asia	HONDA	34'42.079	146.1	37.589
27		22 Ana CARRASCO	SPA	BOE Motorsports	KTM	34'52.730	145.3	48.240
Not classified								
		38 David SALVADOR	SPA	CIP Green Power	KTM	1'48.521	140.1	19 laps

The results are provisional until the end of the limit for protest and appeals.

Time limit for protest expires 30' after publication of the results - Time:

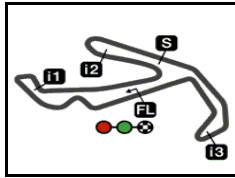
These data/results cannot be reproduced, stored and/or transmitted in whole or in part by any manner of electronic, mechanical, photocopying, recording, broadcasting or otherwise now known or herein after developed without the previous express consent by the copyright owner, except for reproduction in daily press and regular printed publications on sale to the public within 60 days of the event related to those data/results and always provided that copyright symbol appears together as follows below.

© DORNA, 2023

Official MotoGP Timing by **TISSOT**
www.motogp.com

Misano Adriatico, Sunday, September 10, 2023 Page 1 of 2





4226 m.

GRAN PREMIO RED BULL DI SAN MARINO E DELLA RIVIERA

Race

Classification after 20 laps = 84.52 km

29

Pos	Rider	Nation	Team	Motorcycle	Total Time	Km/h	Gap
-----	-------	--------	------	------------	------------	------	-----

Race condition: Dry

Air: 30°
Humidity: 36%
Ground: 37°

Pole Position:**Fastest Lap (New record):****Best Race Lap:****All Time Lap Record:**

		Jaume MASIA	1'41.638	149.6 Km/h
Lap 19		David ALONSO	1'41.297	150.1 Km/h
2021		Romano FENATI	1'41.648	149.6 Km/h
2020		Celestino VIETTI	1'41.155	150.3 Km/h

10:45'00

11:00'00

11:03'02

11:03'57

11:06'07 David SALVADOR

11:20'39 José Antonio RUEDA11:21'04 Filippo FARIOLI11:21'17 Scott OGDEN11:24'01 Xavier ARTIGAS11:26'00 Deniz ÖNCÜ11:29'08 Kaito TOBA11:31'49 Filippo FARIOLI11:35'39 Romano FENATI11:35'42 Diogo MOREIRA11:35'45 Taiyo FURUSATO11:38'21 Filippo FARIOLI

SIGHTING LAP START

WARM UP LAP START

RACE START

No jump starts

crashed out - Rider OK

track limits warningtrack limits warningtrack limits warningtrack limits warningtrack limits warningtrack limits warninglong lap penalty due to exceeding track limittrack limits warningtrack limits warningtrack limits warning3 seconds penalty - failed to comply with long lap penalty

The results are provisional until the end of the limit for protest and appeals.

Time limit for protest expires 30' after publication of the results - Time:

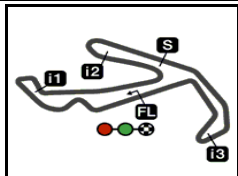
These data/results cannot be reproduced, stored and/or transmitted in whole or in part by any manner of electronic, mechanical, photocopying, recording, broadcasting or otherwise now known or herein after developed without the previous express consent by the copyright owner, except for reproduction in daily press and regular printed publications on sale to the public within 60 days of the event related to those data/results and always provided that copyright symbol appears together as follows below.

© DORNA, 2023

Official MotoGP Timing by TISSOT
www.motogp.com

Misano Adriatico, Sunday, September 10, 2023 Page 2 of 2





4226 m.

GRAN PREMIO RED BULL DI SAN MARINO E DELLA RIVIERA

Moto3™

World Championship Classification

30

Rider		Points	Leader	Previous	POR	ARG	AME	SPA	FRA	ITA	GER	NED	GBR	AUT	CAT	RSM	IND	JPN	INA	AUS	THA	MAL	QAT	VAL	
1	HOLGADO Daniel	SPA	161			25	13	11	10	25	25	16	0	16	20	0	0								
2	SASAKI Ayumu	JPN	157	4	4	10	-	-	13	20	16	20	20	16	13	9									
3	MASIA Jaume	SPA	149	12	8	11	-	20	16	16	11	10	25	0	-	20	20								
4	ÖNCÜ Deniz	TUR	144	17	5	6	0	10	7	10	20	25	16	5	25	4	16								
5	ALONSO David	COL	140	21	4	-	2	8	20	8	13	11	3	25	0	25	25								
6	ORTOLÁ Ivan	SPA	132	29	8	-	0	25	25	13	5	13	13	13	11	6	8								
7	MOREIRA Diogo	BRA	98	63	34	16	20	13	6	-	9	9	4	9	8	0	4								
8	RUEDA José Antonio	SPA	88	73	10	13	0	6	11	7	2	3	10	8	5	16	7								
9	NEPA Stefano	ITA	70	91	18	9	10	-	1	6	7	7	6	4	6	11	3								
10	MUÑOZ David	SPA	66	95	4	20	0	-	-	-	-	4	11	11	7	-	13								
11	ARTIGAS Xavier	SPA	60	101	6	8	8	16	9	9	-	5	2	0	0	3	0								
12	TOBA Kaito	JPN	59	102	1	5	9	5	-	4	6	2	5	2	2	9	10								
13	VEIJER Collin	NED	58	103	1	4	0	3	0	1	10	-	9	7	13	-	11								
14	YAMANAKA Ryusei	JPN	54	107	4	0	7	7	0	11	1	8	1	1	9	7	2								
15	SUZUKI Tatsuki	JPN	50	111	4	2	25	-	8	3	-	-	-	-	3	8	1								
16	ROSSI Riccardo	ITA	33	128	17	1	-	1	-	0	8	0	0	3	10	10	0								
17	SALVADOR David	SPA	31	130	2	3	6	9	-	2	0	0	0	10	1	0	-								
18	FENATI Romano	ITA	29	132	2	0	3	0	5	0	0	0	8	6	0	1	6								
19	OGDEN Scott	GBR	20	141	9	-	11	2	4	-	3	0	0	0	0	0	0								
20	BERTELLE Matteo	ITA	20	141	0	0	4	-	3	0	4	-	0	-	4	5	0								
21	KELSO Joel	AUS	19	142	1	7	-	-	0	5	-	0	7	0	0	0	0								
22	MIGNO Andrea	ITA	17	144	2	-	16	0	0	-	0	1	0	-	-	-	-								

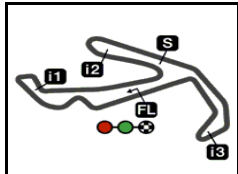
These data/results cannot be reproduced, stored and/or transmitted in whole or in part by any manner of electronic, mechanical, photocopying, recording, broadcasting or otherwise now known or herein after developed without the previous express consent by the copyright owner, except for reproduction in daily press and regular printed publications on sale to the public within 60 days of the event related to those data/results and always provided that copyright symbol appears together as follows below.
© DORNA, 2023

Official MotoGP Timing by TISSOT
www.motogp.com

Misano Adriatico, Sunday, September 10, 2023

Page 1 of 3





4226 m.

GRAN PREMIO RED BULL DI SAN MARINO E DELLA RIVIERA

Moto3™

World Championship Classification

30

Rider		Points	Leader	Previous	POR	ARG	AME	SPA	FRA	ITA	GER	NED	GBR	AUT	CAT	RSM	IND	JPN	INA	AUS	THA	MAL	QAT	VAL	
23 FURUSATO Taiyo	JPN	13	148	4	0	0	0	0	-	-	6	0	0	0	2	5									
24 AZMAN Syarifuddin	MAL	5	156	8	0	5	-	0	-	-	-	-	-	0	0	0									
25 AJI Mario	INA	4	157	1	0	-	4	0	0	0	0	0	0	0	0	0									
26 FARIOLI Filippo	ITA	2	159	2	-	0	0	2	0	-	0	0	0	0	-	0									
27 WHATLEY Joshua	GBR	1	160	1	0	1	-	0	0	0	0	-	0	0	0	0									
28 FERNANDEZ Adrian	SPA	0	161	1	-	-	-	-	-	-	0	-	-	-	-	-									
29 ALMANSA David	SPA	0	161	0	-	0	0	0	-	-	-	-	-	-	0	-									
30 LUNETTA Luca	ITA	0	161	0	-	-	-	-	-	0	-	-	-	-	-	-									
31 CARRASCO Ana	SPA	0	161	0	0	0	0	0	0	0	0	0	0	0	0	0									
32 BUASRI Tatchakorn	THA	0	161	0	-	-	-	-	-	-	0	-	-	0	0	-									
33 DETTWILER Noah	SWI	0	161	0	-	-	-	-	-	-	-	-	-	0	-	-									
34 FELLON Lorenzo	FRA	0	161	0	-	-	-	-	-	-	-	-	0	0	0	0									
35 SHAHRIL Danial	MAL	0	161	0	-	-	-	-	-	-	0	-	-	-	-	-									

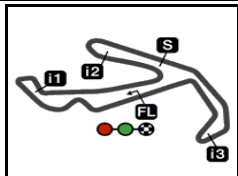
These data/results cannot be reproduced, stored and/or transmitted in whole or in part by any manner of electronic, mechanical, photocopying, recording, broadcasting or otherwise now known or herein after developed without the previous express consent by the copyright owner, except for reproduction in daily press and regular printed publications on sale to the public within 60 days of the event related to those data/results and always provided that copyright symbol appears together as follows below.
© DORNA, 2023

Official MotoGP Timing by 
www.motogp.com

Misano Adriatico, Sunday, September 10, 2023

Page 2 of 3





4226 m.

GRAN PREMIO RED BULL DI SAN MARINO E DELLA RIVIERA

Moto3™

World Championship Classification

30

Constructor	Points	Leader	Previous	POR	ARG	AME	SPA	FRA	ITA	GER	NED	GBR	AUT	CAT	RSM	IND	JPN	INA	AUS	THA	MAL	QAT	VAL
1 KTM	259			25	20	25	25	25	25	25	16	16	25	16	16								
2 HONDA	190	69	69	11	25	20	16	16	11	10	25	6	10	20	20								
3 HUSQVARNA	162	97	28	10	-	3	13	20	16	20	20	20	16	13	11								
4 GASGAS	157	102	5	-	7	8	20	11	13	11	3	25	9	25	25								
5 CFMOTO	65	194	92	8	8	16	9	9	-	5	7	-	-	3	-								

Team	Points	Leader	Previous	POR	ARG	AME	SPA	FRA	ITA	GER	NED	GBR	AUT	CAT	RSM	IND	JPN	INA	AUS	THA	MAL	QAT	VAL
1 RED BULL KTM AJO	232			19	-	16	18	17	22	28	26	13	30	20	23								
2 LIQUI MOLY HUSQVARNA INTACT GP	215	17	17	14	-	3	13	21	26	20	29	27	29	13	20								
3 ANGELUSS MTA TEAM	202	30	13	9	10	25	26	19	12	20	19	17	17	17	11								
4 LEOPARD RACING	199	33	3	13	25	20	24	19	11	10	25	-	3	28	21								
5 GAVIOTA GASGAS ASPAR TEAM	194	38	5	-	9	15	20	19	14	19	4	26	9	32	27								
6 RED BULL KTM TECH3	163	69	31	25	13	11	12	25	25	16	-	16	20	-	-								
7 MT HELMETS - MSI	103	129	60	16	25	13	6	-	9	9	4	9	8	-	4								
8 SIC58 SQUADRA CORSE	92	140	11	6	9	6	-	4	14	2	5	5	12	19	10								
9 CFMOTO RACING PRUESTELGP	79	153	13	15	8	16	9	14	-	5	9	-	-	3	-								
10 BOE MOTORSPORTS	66	166	13	20	-	-	-	-	-	4	11	11	7	-	13								
11 RIVACOLD SNIPERS TEAM	49	183	17	-	7	-	8	-	4	-	8	6	4	6	6								
12 CIP GREEN POWER	48	184	1	3	22	9	-	2	-	1	-	10	1	-	-								
13 VISIONTRACK RACING TEAM	21	211	27	-	12	2	4	-	3	-	-	-	-	-	-								
14 HONDA TEAM ASIA	17	215	4	-	-	4	-	-	-	6	-	-	-	2	5								

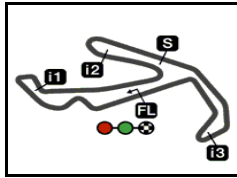
These data/results cannot be reproduced, stored and/or transmitted in whole or in part by any manner of electronic, mechanical, photocopying, recording, broadcasting or otherwise now known or herein after developed without the previous express consent by the copyright owner, except for reproduction in daily press and regular printed publications on sale to the public within 60 days of the event related to those data/results and always provided that copyright symbol appears together as follows below.
© DORNA, 2023

Official MotoGP Timing by TISSOT
www.motogp.com

Misano Adriatico, Sunday, September 10, 2023

Page 3 of 3





4226 m.

GRAN PREMIO RED BULL DI SAN MARINO E DELLA RIVIERA

Race

Lap Chart

31

Pos	1	2	3	4	5	6	7	8	9	10	11	12	13	14	15	16	17	18	19	20	21	22	23	24	25	26	27	28
Grid	5	71	27	10	53	80	44	96	82	95	66	99	48	72	6	24	54	55	18	43	70	7	38	19	20	64	63	22

	1	5	71	10	80	27	53	96	44	82	66	95	99	72	24	38	6	54	55	7	48	18	43	63	19	20	70	64	22
	2	5	10	71	53	80	27	44	66	82	96	95	99	72	24	6	54	55	7	48	18	43	63	19	70	20	64	22	
	3	5	53	10	71	80	27	44	66	82	96	95	99	6	72	24	54	48	55	7	18	43	19	70	20	63	64	22	
	4	5	53	10	71	80	44	27	82	96	95	66	6	99	24	48	54	72	55	18	43	7	19	70	20	63	64	22	
	5	5	53	10	71	44	80	27	82	95	96	99	66	6	24	48	54	72	55	18	43	7	19	70	20	63	64	22	
	6	5	53	10	71	44	80	27	95	82	99	96	6	48	24	66	54	55	72	18	43	7	19	70	20	63	64	22	
	7	5	53	10	71	44	80	27	95	99	82	96	6	48	24	54	66	55	72	18	43	7	19	70	20	63	64	22	
	8	5	10	53	71	44	80	27	95	99	96	82	6	48	24	54	55	66	72	18	43	7	19	70	20	63	64	22	
	9	5	53	44	80	10	71	27	95	99	96	48	6	82	55	72	24	54	18	43	66	7	19	70	20	63	64	22	
	10	5	53	44	80	71	10	27	95	99	96	48	6	82	55	72	24	54	18	43	7	66	19	20	70	63	64	22	
L	11	53	44	5	80	10	27	71	95	99	48	96	6	82	55	72	24	54	43	18	7	66	19	20	70	63	64	22	
a	12	53	5	44	80	10	27	71	99	95	48	96	82	6	55	72	24	43	54	7	18	66	19	20	70	63	64	22	
P	13	53	5	44	80	10	27	71	95	99	48	96	82	6	55	72	24	43	54	7	18	66	19	20	70	63	64	22	
S	14	53	5	80	44	27	71	95	10	99	48	96	82	55	6	72	24	43	7	54	18	66	19	20	70	63	64	22	
	15	53	44	5	80	27	95	71	99	10	48	82	55	96	24	72	6	7	54	43	18	66	19	20	70	63	64	22	
	16	53	5	44	80	95	71	99	27	48	10	55	82	72	96	24	6	7	43	18	54	66	19	20	70	63	64	22	
	17	53	5	44	80	95	99	27	71	48	10	55	72	82	96	24	6	43	7	18	54	66	19	20	70	63	64	22	
	18	53	5	80	44	95	27	99	71	48	10	55	72	82	6	24	96	43	18	7	54	66	19	20	70	63	64	22	
	19	53	5	80	44	95	27	99	71	48	55	10	72	82	6	24	96	43	18	7	54	66	19	20	70	63	64	22	
	20	80	5	53	44	95	27	71	48	99	55	72	10	82	6	24	96	43	54	7	66	18	70	19	20	63	64	22	

 Winner

 Lapped rider

These data/results cannot be reproduced, stored and/or transmitted in whole or in part by any manner of electronic, mechanical, photocopying, recording, broadcasting or otherwise now known or herein after developed without the previous express consent by the copyright owner, except for reproduction in daily press and regular printed publications on sale to the public within 60 days of the event related to those data/results and always provided that copyright symbol appears together as follows below.

© DORNA, 2023

Official MotoGP Timing by TISSOT
www.motogp.com

Misano Adriatico, Sunday, September 10, 2023





GRAN PREMIO RED BULL DI SAN MARINO E DELLA RIVIERA

Race

Fastest Lap of Each Rider

32

	Rider	Nation	Team	Motorcycle	Time	Lap Total	Gap
1	80 David ALONSO	COL	Gaviota GASGAS Aspar Team	GASGAS	1'41.297	19 20	
2	5 Jaume MASIA	SPA	Leopard Racing	HONDA	1'41.421	12 20	0.124 0.124
3	53 Deniz ÖNCÜ	TUR	Red Bull KTM Ajo	KTM	1'41.484	19 20	0.187 0.063
4	55 Romano FENATI	ITA	Rivacold Snipers Team	HONDA	1'41.571	18 20	0.274 0.087
5	44 David MUÑOZ	SPA	BOE Motorsports	KTM	1'41.614	19 20	0.317 0.043
6	10 Diogo MOREIRA	BRA	MT Helmets - MSI	KTM	1'41.651	5 20	0.354 0.037
7	6 Ryusei YAMANAKA	JPN	Gaviota GASGAS Aspar Team	GASGAS	1'41.676	7 20	0.379 0.025
8	48 Ivan ORTOLÁ	SPA	Angeluss MTA Team	KTM	1'41.679	5 20	0.382 0.003
9	95 Collin VEIJER	NED	Liqui Moly Husqvarna Intact GP	HUSQVARNA	1'41.713	13 20	0.416 0.034
10	72 Taiyo FURUSATO	JPN	Honda Team Asia	HONDA	1'41.772	12 20	0.475 0.059
11	27 Kaito TOBA	JPN	SIC58 Squadra Corse	HONDA	1'41.786	9 20	0.489 0.014
12	24 Tatsuki SUZUKI	JPN	Leopard Racing	HONDA	1'41.794	12 20	0.497 0.008
13	71 Ayumu SASAKI	JPN	Liqui Moly Husqvarna Intact GP	HUSQVARNA	1'41.802	7 20	0.505 0.008
14	99 José Antonio RUEDA	SPA	Red Bull KTM Ajo	KTM	1'41.908	9 20	0.611 0.106
15	96 Daniel HOLGADO	SPA	Red Bull KTM Tech3	KTM	1'41.954	10 20	0.657 0.046
16	82 Stefano NEPA	ITA	Angeluss MTA Team	KTM	1'42.002	11 20	0.705 0.048
17	18 Matteo BERTELLE	ITA	Rivacold Snipers Team	HONDA	1'42.076	10 20	0.779 0.074
18	43 Xavier ARTIGAS	SPA	CFMOTO Racing PruestelGP	CFMOTO	1'42.178	6 20	0.881 0.102
19	54 Riccardo ROSSI	ITA	SIC58 Squadra Corse	HONDA	1'42.183	6 20	0.886 0.005
20	66 Joel KELSO	AUS	CFMOTO Racing PruestelGP	CFMOTO	1'42.227	3 20	0.930 0.044
21	7 Filippo FARIOLI	ITA	Red Bull KTM Tech3	KTM	1'42.325	5 20	1.028 0.098
22	70 Joshua WHATLEY	GBR	VisionTrack Racing Team	HONDA	1'42.749	4 20	1.452 0.424
23	19 Scott OGDEN	GBR	VisionTrack Racing Team	HONDA	1'42.862	4 20	1.565 0.113
24	20 Lorenzo FELLON	FRA	CIP Green Power	KTM	1'42.894	8 20	1.597 0.032
25	64 Mario AJI	INA	Honda Team Asia	HONDA	1'43.075	5 20	1.778 0.181
26	63 Syarifuddin AZMAN	MAL	MT Helmets - MSI	KTM	1'43.212	5 20	1.915 0.137
27	22 Ana CARRASCO	SPA	BOE Motorsports	KTM	1'43.805	3 20	2.508 0.593

These data/results cannot be reproduced, stored and/or transmitted in whole or in part by any manner of electronic, mechanical, photocopying, recording, broadcasting or otherwise now known or herein after developed without the previous express consent by the copyright owner, except for reproduction in daily press and regular printed publications on sale to the public within 60 days of the event related to those data/results and always provided that copyright symbol appears together as follows below.

© DORNA, 2023

Official MotoGP Timing by TISSOT
www.motogp.com

Misano Adriatico, Sunday, September 10, 2023





GRAN PREMIO RED BULL DI SAN MARINO E DELLA RIVIERA

After the Race

Event Best Maximum Speed

33



Rider	Nation	Team	Motorcycle	Km/h
95 Collin VEIJER	NED	Liqui Moly Husqvarna Intact GP	HUSQVARNA	213.4 Race
44 David MUÑOZ	SPA	BOE Motorsports	KTM	213.4 Race
71 Ayumu SASAKI	JPN	Liqui Moly Husqvarna Intact GP	HUSQVARNA	213.4 Race
99 José Antonio RUEDA	SPA	Red Bull KTM Ajo	KTM	213.4 Race
24 Tatsuki SUZUKI	JPN	Leopard Racing	HONDA	213.0 Race
96 Daniel HOLGADO	SPA	Red Bull KTM Tech3	KTM	212.5 Race
80 David ALONSO	COL	Gaviota GASGAS Aspar Team	GASGAS	212.5 Race
72 Taiyo FURUSATO	JPN	Honda Team Asia	HONDA	212.5 Race
54 Riccardo ROSSI	ITA	SIC58 Squadra Corse	HONDA	212.5 Race
48 Ivan ORTOLÁ	SPA	Angeluss MTA Team	KTM	212.5 Practice Nr. 3
6 Ryusei YAMANAKA	JPN	Gaviota GASGAS Aspar Team	GASGAS	212.5 Race
63 Syarifuddin AZMAN	MAL	MT Helmets - MSI	KTM	212.1 Race
5 Jaume MASIA	SPA	Leopard Racing	HONDA	212.1 Practice Nr. 1
10 Diogo MOREIRA	BRA	MT Helmets - MSI	KTM	212.1 Race
18 Matteo BERTELLE	ITA	Rivacold Snipers Team	HONDA	211.7 Race
43 Xavier ARTIGAS	SPA	CFMOTO Racing PruestelGP	CFMOTO	211.3 Race
66 Joel KELSO	AUS	CFMOTO Racing PruestelGP	CFMOTO	211.3 Race
82 Stefano NEPA	ITA	Angeluss MTA Team	KTM	211.3 Race
27 Kaito TOBA	JPN	SIC58 Squadra Corse	HONDA	211.3 Race
38 David SALVADOR	SPA	CIP Green Power	KTM	210.9 Race
53 Deniz ÖNCÜ	TUR	Red Bull KTM Ajo	KTM	210.9 Race
7 Filippo FARIOLI	ITA	Red Bull KTM Tech3	KTM	210.5 Race
20 Lorenzo FELLON	FRA	CIP Green Power	KTM	210.5 Practice Nr. 3
55 Romano FENATI	ITA	Rivacold Snipers Team	HONDA	210.5 Race
22 Ana CARRASCO	SPA	BOE Motorsports	KTM	209.3 Practice Nr. 1
19 Scott OGDEN	GBR	VisionTrack Racing Team	HONDA	208.8 Practice Nr. 3
70 Joshua WHATLEY	GBR	VisionTrack Racing Team	HONDA	208.8 Race
64 Mario AJI	INA	Honda Team Asia	HONDA	207.6 Race

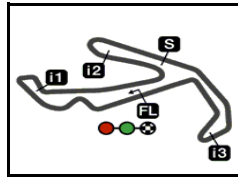
These data/results cannot be reproduced, stored and/or transmitted in whole or in part by any manner of electronic, mechanical, photocopying, recording, broadcasting or otherwise now known or herein after developed without the previous express consent by the copyright owner, except for reproduction in daily press and regular printed publications on sale to the public within 60 days of the event related to those data/results and always provided that copyright symbol appears together as follows below.

© DORNA, 2023

Official MotoGP Timing by TISSOT
www.motogp.com

Misano Adriatico, Sunday, September 10, 2023





4226 m.

GRAN PREMIO RED BULL DI SAN MARINO E DELLA RIVIERA

Race

Chronological Analysis of Performances

34

* Lap / Sector time cancelled

T1 Time from finish line to 1st intermediate

T3 Time from 2nd intermed. to 3rd intermed.

P Crossing the finish line in pit lane

T2 Time from 1st intermed. to 2nd intermed.

T4 Time from 3rd intermediate to finish line

Lap	Lap Time	T1	T2	T3	T4	Speed	Lap	Lap Time	T1	T2	T3	T4	Speed		
1st	80	David ALONSO					Gaviota GASGAS Asp COL	3rd	53	Deniz ÖNCÜ					Red Bull KTM Ajo TUR
		Runs=1	Total laps=20	Full laps=19	Valid laps=17				Runs=1	Total laps=20	Full laps=19	Valid laps=15			
1	1'47.004	31.700	24.224	28.362	22.718	212.5	1	1'47.185	32.085	24.118	28.313	22.669	210.5		
2	1'42.671	27.386	24.085	28.371	22.829	211.3	2	1'42.364	27.420	24.058	28.194	22.692	210.9		
3	1'42.264 *	27.417	23.970	28.155	22.722*	211.7	3	1'42.028	27.230	24.015	28.139	22.644	209.3		
4	1'42.172	27.240	24.189	28.076	22.667	212.1	4	1'41.873 *	27.033	24.039	28.166	22.635*	208.0		
5	1'41.893	27.155	24.019	28.172	22.547	211.7	5	1'41.565	26.945	23.936	28.158	22.526	206.8		
6	1'41.969	27.239	23.954	28.157	22.619	211.3	6	1'41.727	26.977	24.003	28.177	22.570	207.2		
7	1'42.239	27.126	24.314	28.282	22.517	209.3	7	1'42.172	27.087	24.115	28.344	22.626	208.0		
8	1'41.596	27.043	24.032	28.130	22.391	210.1	8	1'42.565 *	27.119	24.717	28.173*	22.556	207.6		
9	1'41.840	27.213	24.027	28.061	22.539	212.1	9	1'41.868	27.017	24.081	28.173	22.597	208.0		
10	1'42.064	27.232	24.135	28.158	22.539	210.5	10	1'42.174	27.210	24.070	28.245	22.649	208.0		
11	1'42.567	27.368	23.986	28.439	22.774	210.9	11	1'42.129	27.284	24.071	28.247	22.527	206.5		
12	1'41.794	27.156	23.997	28.214	22.427	210.1	12	1'41.761	27.009	24.018	28.260	22.474	205.3		
13	1'41.355 *	26.998	23.941	28.046	22.370*	211.3	13	1'41.663 *	27.032	24.044	28.099	22.488*	206.5		
14	1'41.771	27.101	23.932	28.246	22.492	211.7	14	1'42.004 *	26.965	24.156	28.218	22.665*	206.5		
15	1'42.528	27.339	24.130	28.337	22.722	211.3	15	1'42.388	27.166	24.122	28.270	22.830	206.5		
16	1'42.248	27.403	23.962	28.251	22.632	211.3	16	1'42.004	27.106	23.997	28.313	22.588	204.1		
17	1'41.683	27.122	23.924	28.138	22.499	210.1	17	1'41.750	27.059	23.968	28.211	22.512	206.8		
18	1'41.643	27.157	23.976	28.072	22.438	210.5	18	1'41.658	27.075	23.988	28.169	22.426	205.7		
19	1'41.297	26.961	23.847	28.087	22.402	212.1	19	1'41.484	27.010	23.890	28.156	22.428	206.5		
20	1'41.892	27.055	23.850	28.247	22.740	209.7	20	1'42.365	27.047	23.915	28.322	23.081	206.8		

Lap	Lap Time	T1	T2	T3	T4	Speed	Lap	Lap Time	T1	T2	T3	T4	Speed		
2nd	5	Jaume MASIA					Leopard Racing SPA	4th	44	David MUÑOZ					BOE Motorsports SPA
		Runs=1	Total laps=20	Full laps=19	Valid laps=17				Runs=1	Total laps=20	Full laps=19	Valid laps=18			
1	1'46.459	31.127	24.336	28.311	22.685	207.2	1	1'47.478	32.208	24.209	28.193	22.868	213.0		
2	1'41.971	27.040	24.110	28.231	22.590	207.2	2	1'42.381	27.207	24.056	28.628	22.490	209.7		
3	1'41.916	27.010	24.140	28.170	22.596	207.6	3	1'42.234	27.469	23.963	28.225	22.577	213.4		
4	1'41.982	27.011	24.267	28.123	22.581	208.4	4	1'42.050	27.452	23.952	28.145	22.501	212.1		
5	1'41.810	26.969	24.087	28.179	22.575	207.2	5	1'41.741	27.219	23.820	28.177	22.525	210.9		
6	1'42.478	27.262	24.166	28.326	22.724	206.8	6	1'41.876	27.215	23.888	28.269	22.504	210.5		
7	1'42.191	27.060	24.162	28.333	22.636	207.2	7	1'41.914	27.195	24.034	28.248	22.437	210.9		
8	1'42.251	27.047	24.243	28.329	22.632	206.8	8	1'41.897	27.179	24.054	28.293	22.371	213.4		
9	1'42.209	27.160	24.240	28.166	22.643	208.0	9	1'41.842	27.124	24.019	28.205	22.494	210.9		
10	1'42.190 *	27.070	24.184	28.240*	22.696	207.6	10	1'42.183	27.304	23.993	28.341	22.545	209.7		
11	1'42.699	27.189	24.110	28.789	22.611	205.7	11	1'42.266	27.328	24.034	28.414	22.490	208.8		
12	1'41.421	26.958	23.953	28.080	22.430	211.3	12	1'41.812	27.107	23.919	28.370	22.416	210.1		
13	1'41.651 *	27.016	24.006	28.154	22.475*	209.3	13	1'41.648 *	27.111	23.903	28.249	22.385*	210.9		
14	1'41.900	26.970	24.057	28.312	22.561	208.8	14	1'41.935	27.044	24.049	28.415	22.427	211.3		
15	1'42.484	27.227	24.109	28.300	22.848	208.8	15	1'42.265	27.459	23.872	28.315	22.619	210.1		
16	1'42.034	27.338	24.011	28.180	22.505	210.5	16	1'42.208	27.305	23.971	28.423	22.509	207.6		
17	1'41.682	27.040	23.963	28.185	22.494	209.3	17	1'41.756	27.164	23.856	28.307	22.429	210.1		
18	1'41.680	27.116	24.144	28.037	22.383	209.7	18	1'42.107	27.564	23.944	28.206	22.393	210.5		
19	1'41.477	27.025	23.901	28.150	22.401	209.7	19	1'41.614	27.011	23.800	28.383	22.420	209.7		
20	1'42.041	27.019	23.931	28.223	22.868	211.7	20	1'42.047	27.105	23.964	28.332	22.646	208.0		

Fastest Lap: David ALONSO Gaviota GASGAS Asp COL 1'41.297 26.961 23.847 28.087 22.402

These data/results cannot be reproduced, stored and/or transmitted in whole or in part by any manner of electronic, mechanical, photocopying, recording, broadcasting or otherwise now known or herein after developed without the previous express consent by the copyright owner, except for reproduction in daily press and regular printed publications on sale to the public within 60 days of the event related to those data/results and always provided that copyright symbol appears together as follows below.
© DORNA, 2023

Race

Moto3

Lap	Lap Time	T1	T2	T3	T4	Speed	Lap	Lap Time	T1	T2	T3	T4	Speed	
5th	95	Collin VEIJER				Liqui Moly Husqvarna NED		9	1'42.260	27.644	24.026	28.147	22.443	212.1
		Runs=1	Total laps=20	Full laps=19	Valid laps=19		10	1'42.067	27.451	23.998	28.205	22.413	213.4	
1	1'47.898	32.462	24.240	28.256	22.940	213.4	11	1'42.838	27.963	24.014	28.174	22.687	213.0	
2	1'42.623	27.554	24.079	28.163	22.827	211.3	12	1'42.109	27.402	24.053	28.217	22.437	211.3	
3	1'42.296	27.418	24.148	28.052	22.678	213.0	13	1'41.938	27.311	23.940	28.211	22.476	211.7	
4	1'42.301	27.497	24.226	27.985	22.593	212.5	14	1'42.630	27.450	24.073	28.505	22.602	208.4	
5	1'41.946	27.288	24.046	28.013	22.599	211.3	15	1'42.822	27.728	24.116	28.375	22.603	211.3	
6	1'42.062	27.284	24.122	28.107	22.549	210.5	16	1'42.776	27.657	24.138	28.393	22.588	213.0	
7	1'41.928	27.116	24.210	28.046	22.556	209.3	17	1'42.690	27.705	24.079	28.358	22.548	212.5	
8	1'41.888	27.216	24.040	28.062	22.570	209.7	18	1'42.553	27.471	23.982	28.496	22.604	212.1	
9	1'41.892	27.308	24.094	27.991	22.499	210.1	19	1'43.060	27.766	24.171	28.560	22.563	209.3	
10	1'41.741	27.213	24.052	27.991	22.485	210.5	20	1'43.076	27.739	23.992	28.471	22.874	210.1	
11	1'42.344	27.350	24.144	28.011	22.839	212.5	8th 48 Ivan ORTOLÁ						Angeluss MTA Team SPA	
12	1'42.274	27.320	24.106	28.275	22.573	211.7			Runs=1	Total laps=20	Full laps=19	Valid laps=17		
13	1'41.713	27.303	24.056	27.918	22.436	212.5	1	1'49.572	32.556	24.258	28.243	24.515	210.5	
14	1'42.679	27.413	24.096	28.502	22.668	212.5	2	1'42.490 *	27.549	23.932	28.230	22.779*	210.9	
15	1'42.553	27.622	24.183	28.096	22.652	213.4	3	1'41.848	27.139	23.985	28.133	22.591	211.3	
16	1'42.292	27.520	24.184	28.124	22.464	206.5	4	1'42.344	27.513	23.949	28.178	22.704	211.7	
17	1'41.912	27.113	24.067	28.234	22.498	207.6	5	1'41.679	27.101	23.999	28.064	22.515	210.1	
18	1'41.921	27.104	24.064	28.228	22.525	207.6	6	1'42.189	27.361	24.104	28.214	22.510	209.3	
19	1'42.209	27.332	24.044	28.235	22.598	208.8	7	1'41.710	27.145	23.902	28.286	22.377	209.7	
20	1'42.818	27.262	24.162	28.384	23.010	208.0	8	1'42.257	27.331	24.084	28.144	22.698	210.1	
6th 27 Kaito TOBA						SIC58 Squadra Corse JPN		9	1'42.015 *	27.335	24.010	28.127	22.543*	210.1
		Runs=1	Total laps=20	Full laps=19	Valid laps=17		10	1'41.958	27.302	23.890	28.207	22.559	209.7	
1	1'47.106	31.476	24.184	28.569	22.877	206.1	11	1'42.218	27.349	24.005	28.287	22.577	207.2	
2	1'42.669	27.370	24.372	28.378	22.549	208.8	12	1'42.040	27.136	24.126	28.164	22.614	206.8	
3	1'42.257	27.445	24.004	28.172	22.636	211.3	13	1'41.965	27.077	24.095	28.181	22.612	207.2	
4	1'42.305	27.619	24.023	28.171	22.492	210.9	14	1'42.136	27.130	24.133	28.256	22.617	207.6	
5	1'41.890	27.190	23.953	28.200	22.547	208.8	15	1'42.153	27.227	24.091	28.216	22.619	211.3	
6	1'41.845	27.166	23.973	28.228	22.478	208.8	16	1'42.866	27.644	24.037	28.342	22.843	210.5	
7	1'42.214	27.130	24.143	28.334	22.607	210.5	17	1'42.362	27.434	23.961	28.352	22.615	210.9	
8	1'42.049 *	27.214	24.071	28.175*	22.589*	208.4	18	1'42.558	27.455	23.988	28.463	22.652	210.9	
9	1'41.786	27.195	24.053	28.103	22.435	209.3	19	1'43.134	27.837	24.053	28.560	22.684	210.5	
10	1'41.992	27.246	24.057	28.201	22.488	210.9	20	1'43.068	27.718	24.015	28.417	22.918	210.1	
11	1'42.329	27.568	24.051	28.181	22.529	209.7	9th 99 José Antonio RUED						Red Bull KTM Ajo SPA	
12	1'42.121	27.397	24.000	28.168	22.556	210.1			Runs=1	Total laps=20	Full laps=19	Valid laps=16		
13	1'41.984	27.250	23.979	28.217	22.538	210.5	1	1'48.069	32.750	24.230	28.344	22.745	212.1	
14	1'42.771	27.418	24.287	28.422	22.644	206.8	2	1'42.503	27.617	23.996	28.268	22.622	210.9	
15	1'42.706 *	27.521	24.211	28.299*	22.675	207.6	3	1'42.453	27.648	24.089	28.185	22.531	210.9	
16	1'43.109	27.452	24.433	28.257	22.967	208.8	4	1'42.426	27.691	24.074	28.188	22.473	213.4	
17	1'42.410	27.641	23.923	28.308	22.538	209.3	5	1'41.939	27.302	23.905	28.093	22.639	211.3	
18	1'42.607	27.373	24.123	28.478	22.633	209.3	6	1'42.033	27.260	23.924	28.259	22.590	211.3	
19	1'42.931	27.514	24.328	28.421	22.668	206.8	7	1'41.708 *	27.149	23.963	28.117	22.479*	210.5	
20	1'43.191	27.479	24.241	28.600	22.871	206.5	8	1'41.953 *	27.230	24.016	28.193	22.514*	210.9	
7th 71 Ayumu SASAKI						Liqui Moly Husqvarna JPN		9	1'41.908	27.254	24.069	28.158	22.427	210.9
		Runs=1	Total laps=20	Full laps=19	Valid laps=19		10	1'41.916 *	27.336	23.950	28.157	22.473*	210.5	
1	1'46.700	31.387	24.344	28.312	22.657	211.7	11	1'42.115	27.245	24.009	28.165	22.696	212.5	
2	1'42.755	27.565	23.997	28.522	22.671	208.8	12	1'41.984	27.393	23.974	28.127	22.490	211.3	
3	1'42.417	27.506	23.989	28.196	22.726	213.0	13	1'42.179	27.287	23.971	28.393	22.528	210.9	
4	1'41.973	27.449	23.945	28.077	22.502	213.0	14	1'42.628	27.252	24.066	28.559	22.751	209.3	
5	1'41.817	27.293	23.917	28.159	22.448	210.9	15	1'42.552	27.604	24.031	28.277	22.640	213.0	
6	1'41.962	27.298	23.893	28.336	22.435	210.1	16	1'42.629	27.759	23.890	28.233	22.747	211.7	
7	1'41.802	27.195	23.972	28.245	22.390	210.1	17	1'42.469	27.401	24.076	28.387	22.605	207.6	
8	1'42.107	27.315	24.095	28.247	22.450	211.7	18	1'42.686	27.309	24.158	28.453	22.766	207.6	

Fastest Lap: David ALONSO Gaviota GASGAS Asp COL **1'41.297** 26.961 23.847 28.087 22.402

These data/results cannot be reproduced, stored and/or transmitted in whole or in part by any manner of electronic, mechanical, photocopying, recording, broadcasting or otherwise now known or herein after developed without the previous express consent by the copyright owner, except for reproduction in daily press and regular printed publications on sale to the public within 60 days of the event related to those data/results and always provided that copyright symbol appears together as follows below.
© DORNA, 2023

Race

Moto3

Lap	Lap Time	T1	T2	T3	T4	Speed	Lap	Lap Time	T1	T2	T3	T4	Speed
19	1'43.031	27.933	23.960	28.547	22.591	208.4	6	1'41.775	27.160	23.906	28.163	22.546	209.3
20	1'43.476	27.928	24.173	28.281	23.094	210.5	7	1'42.065	27.164	24.003	28.349	22.549	209.3
10th 55 Romano FENATI Rivacold Snipers Tea ITA Runs=1 Total laps=20 Full laps=19 Valid laps=16							8	1'42.196	27.187	24.027	28.336	22.646	208.8
1	1'49.090	33.182	24.773	28.360	22.775	209.7	9	1'42.512	27.173	24.303	28.377	22.659	211.3
2	1'42.470	27.391	24.259	28.246	22.574	208.4	10	1'42.177	27.284	23.966	28.366	22.561	211.3
3	1'42.367	27.157	24.159	28.308	22.743	209.7	11	1'42.503	27.396	24.084	28.334	22.689	211.7
4	1'42.578	27.372	24.193	28.234	22.779	209.7	12	1'42.045	27.237	23.995	28.293	22.520	210.1
5	1'42.468 *	27.325	24.175	28.409	22.559*	208.0	13	1'42.081 *	27.166	24.048	28.252	22.615*	208.8
6	1'42.828	27.225	24.194	28.571	22.838	207.6	14	1'43.243	27.345	24.505	28.495	22.898	210.1
7	1'42.144	27.229	24.208	28.250	22.457	206.5	15	1'42.704 *	27.796	24.080	28.232*	22.596	212.1
8	1'42.283	27.126	24.116	28.142	22.899	208.8	16	1'43.097	27.590	24.114	28.352	23.041	211.3
9	1'42.392	27.460	24.224	28.266	22.442	206.8	17	1'42.387	27.423	24.017	28.357	22.590	211.7
10	1'42.032	27.093	24.210	28.246	22.483	205.3	18	1'42.555	27.447	24.011	28.405	22.692	212.1
11	1'41.844	27.079	24.120	28.181	22.464	206.8	19	1'43.393 *	27.825	24.124	28.451	22.993*	211.7
12	1'41.728	26.996	24.197	28.068	22.467	206.5	20	1'43.681	27.895	24.204	28.611	22.971	209.7
13	1'41.769	26.998	24.217	28.135	22.419	207.2	13th 82 Stefano NEPA Angeluss MTA Team ITA Runs=1 Total laps=20 Full laps=19 Valid laps=18						
14	1'41.967	27.057	24.123	28.132	22.655	210.1	1	1'47.608	31.905	24.447	28.437	22.819	210.1
15	1'42.667	27.560	24.183	28.471	22.453	207.6	2	1'42.622	27.649	24.015	28.316	22.642	207.2
16	1'42.448 *	27.183	24.227	28.469	22.569*	205.3	3	1'42.253	27.400	24.049	28.236	22.568	210.1
17	1'41.937	27.041	24.171	28.276	22.449	205.7	4	1'42.334	27.393	24.212	28.166	22.563	208.8
18	1'41.571	26.981	24.124	28.119	22.347	206.8	5	1'42.095	27.145	24.079	28.226	22.645	207.2
19	1'43.109 *	27.856	24.073	28.455	22.725*	210.5	6	1'42.482	27.253	24.152	28.390	22.687	206.5
20	1'43.151	27.663	24.059	28.285	23.144	210.1	7	1'42.092 *	27.380	24.041	28.123	22.548*	209.3
11th 72 Taiyo FURUSATO Honda Team Asia JPN Runs=1 Total laps=20 Full laps=19 Valid laps=16							8	1'42.537	27.221	24.085	28.330	22.901	210.9
1	1'48.141	32.864	24.388	28.319	22.570	210.1	9	1'42.613	27.699	24.141	28.228	22.545	208.8
2	1'42.514	27.440	24.033	28.437	22.604	211.3	10	1'42.092	27.257	24.055	28.239	22.541	209.7
3	1'42.502	27.644	24.134	28.313	22.411	210.9	11	1'42.002	27.159	24.003	28.247	22.593	211.3
4	1'43.312	27.725	23.960	28.544	23.083	211.7	12	1'42.245	27.363	24.090	28.234	22.558	209.7
5	1'42.292	27.542	23.899	28.420	22.431	208.4	13	1'42.270	27.297	24.098	28.264	22.611	209.7
6	1'43.045	27.560	23.992	28.644	22.849	207.6	14	1'42.607	27.363	24.202	28.358	22.684	209.3
7	1'42.222	27.383	24.139	28.357	22.343	208.4	15	1'42.642	27.454	24.179	28.333	22.676	207.2
8	1'42.372	27.654	23.918	28.195	22.605	208.8	16	1'42.741	27.471	24.137	28.410	22.723	208.0
9	1'42.398	27.679	23.996	28.357	22.366	208.4	17	1'42.374	27.549	24.018	28.282	22.525	209.7
10	1'41.973	27.231	23.984	28.410	22.348	208.0	18	1'42.073	27.141	24.109	28.261	22.562	209.7
11	1'41.887	27.201	24.022	28.320	22.344	208.8	19	1'42.484	27.358	24.064	28.329	22.733	209.7
12	1'41.772	27.042	24.070	28.295	22.365	209.7	20	1'43.431	28.098	24.090	28.364	22.879	208.8
13	1'41.973	27.256	23.984	28.281	22.452	208.8	14th 6 Ryusei YAMANAKA Gaviota GASGAS Asp JPN Runs=1 Total laps=20 Full laps=19 Valid laps=18						
14	1'42.271 *	27.309	24.053	28.382*	22.527	208.4	1	1'48.586	33.012	24.784	28.178	22.612	212.1
15	1'42.596	27.213	24.064	28.598	22.721	212.5	2	1'42.480	27.487	24.299	28.188	22.506	209.7
16	1'42.004	27.316	23.993	28.228	22.467	210.9	3	1'42.026	27.332	24.151	28.090	22.453	211.7
17	1'42.045	27.406	23.976	28.278	22.385	208.4	4	1'42.248	27.536	24.103	28.105	22.504	212.5
18	1'42.225 *	27.204	24.099	28.387	22.535*	207.6	5	1'42.270	27.299	24.132	28.191	22.648	211.3
19	1'42.476 *	27.324	23.917	28.448	22.787*	210.1	6	1'42.450	27.493	24.230	28.191	22.536	208.0
20	1'42.872	27.473	24.081	28.363	22.955	210.1	7	1'41.676	26.999	24.045	28.206	22.426	209.7
12th 10 Diogo MOREIRA MT Helmets - MSI BRA Runs=1 Total laps=20 Full laps=19 Valid laps=16							8	1'42.304	27.316	24.082	28.124	22.782	211.3
1	1'46.794	31.565	24.242	28.340	22.647	211.7	9	1'42.217	27.251	24.244	28.163	22.559	212.1
2	1'42.589	27.300	24.263	28.322	22.704	211.3	10	1'42.150	27.367	24.069	28.196	22.518	209.7
3	1'42.284	27.227	24.064	28.230	22.763	208.4	11	1'42.135	27.215	24.122	28.241	22.557	210.9
4	1'41.833	27.119	24.037	28.107	22.570	210.9	12	1'42.538	27.675	24.163	28.178	22.522	210.9
5	1'41.651	27.096	23.918	28.108	22.529	210.1	13	1'42.220	27.298	24.128	28.240	22.554	211.3
							14	1'42.778	27.413	24.173	28.396	22.796	211.3
							15	1'43.705 *	27.535	24.151	28.537	23.482*	212.1

Fastest Lap: David ALONSO Gaviota GASGAS Asp COL **1'41.297** 26.961 23.847 28.087 22.402

These data/results cannot be reproduced, stored and/or transmitted in whole or in part by any manner of electronic, mechanical, photocopying, recording, broadcasting or otherwise now known or herein after developed without the previous express consent by the copyright owner, except for reproduction in daily press and regular printed publications on sale to the public within 60 days of the event related to those data/results and always provided that copyright symbol appears together as follows below.
© DORNA, 2023

Race

Moto3

Lap	Lap Time	T1	T2	T3	T4	Speed	Lap	Lap Time	T1	T2	T3	T4	Speed
16	1'42.603	27.440	24.288	28.274	22.601	209.7	3	1'42.863	27.478	24.109	28.536	22.740	210.5
17	1'42.288	27.275	24.152	28.160	22.701	211.7	4	1'42.601	27.456	24.110	28.317	22.718	210.1
18	1'42.750	27.444	24.330	28.412	22.564	208.0	5	1'42.296	27.198	24.080	28.361	22.657	208.4
19	1'42.970	27.481	24.266	28.376	22.847	207.2	6	1'42.178	27.184	24.053	28.268	22.673	209.3
20	1'42.942	27.654	24.268	28.334	22.686	207.2	7	1'42.258 *	27.289	24.038	28.297	22.634*	211.3

15th 24 **Tatsuki SUZUKI** Leopard Racing JPN
Runs=1 Total laps=20 Full laps=19 Valid laps=18

1	1'48.358	32.860	24.590	28.234	22.674	209.7
2	1'42.465	27.449	24.164	28.166	22.686	210.9
3	1'42.572	27.682	24.137	28.265	22.488	210.9
4	1'42.343	27.573	24.020	28.184	22.566	213.0
5	1'42.139	27.256	24.165	28.135	22.583	209.3
6	1'42.581	27.523	24.193	28.234	22.631	209.7
7	1'42.481	27.209	24.293	28.334	22.645	208.0
8	1'43.068 *	27.256	24.348	28.422	23.042*	207.2
9	1'43.042	27.450	24.401	28.656	22.535	207.2
10	1'41.956	27.168	24.071	28.312	22.405	210.5
11	1'41.859	27.083	24.111	28.225	22.440	210.1
12	1'41.794	27.144	24.064	28.169	22.417	210.5
13	1'41.875	27.149	24.086	28.165	22.475	211.3
14	1'42.287	27.296	24.078	28.318	22.595	210.1
15	1'42.365	27.194	24.143	28.248	22.780	212.5
16	1'42.954	27.553	24.503	28.314	22.584	208.0
17	1'42.404	27.269	24.228	28.232	22.675	210.1
18	1'43.224	27.688	24.423	28.460	22.653	210.1
19	1'42.907	27.403	24.347	28.342	22.815	208.4
20	1'43.168	27.576	24.309	28.390	22.893	208.4

16th 96 **Daniel HOLGADO** Red Bull KTM Tech3 SPA
Runs=1 Total laps=20 Full laps=19 Valid laps=17

1	1'47.462	31.806	24.255	28.270	23.131	212.5
2	1'42.838	27.391	24.088	28.776	22.583	210.1
3	1'42.316	27.451	24.063	28.182	22.620	211.7
4	1'42.267	27.489	24.212	28.084	22.482	210.9
5	1'42.341	27.297	24.033	28.175	22.836	210.1
6	1'42.374	27.331	24.131	28.300	22.612	210.9
7	1'41.948 *	27.329	23.991	28.135	22.493*	210.9
8	1'42.369	27.321	23.994	28.162	22.892	210.1
9	1'42.114	27.248	24.088	28.151	22.627	208.8
10	1'41.954	27.250	23.915	28.197	22.592	209.3
11	1'42.482	27.300	24.253	28.336	22.593	209.7
12	1'42.275	27.377	24.124	28.233	22.541	209.3
13	1'42.289	27.264	24.192	28.246	22.587	209.3
14	1'42.743	27.417	24.225	28.365	22.736	208.0
15	1'43.225 *	27.637	24.206	28.519	22.863*	211.3
16	1'42.533	27.342	24.070	28.347	22.774	209.7
17	1'42.899	27.655	24.190	28.369	22.685	208.4
18	1'43.571	27.615	24.504	28.738	22.714	209.3
19	1'42.754	27.517	24.255	28.414	22.568	210.1
20	1'43.177	27.629	24.301	28.415	22.832	209.3

17th 43 **Xavier ARTIGAS** CFMOTO Racing Pru SPA
Runs=1 Total laps=20 Full laps=19 Valid laps=16

1	1'49.940	33.322	24.996	28.453	23.169	210.1
2	1'42.499	27.472	24.045	28.350	22.632	210.1

18th 54 **Riccardo ROSSI** SIC58 Squadra Corse ITA
Runs=1 Total laps=20 Full laps=19 Valid laps=18

1	1'48.927	33.193	24.757	28.225	22.752	210.9
2	1'42.449 *	27.325	24.241	28.190	22.693*	211.7
3	1'42.477	27.482	24.158	28.075	22.762	212.5
4	1'42.534	27.272	24.083	28.203	22.976	212.5
5	1'42.228	27.193	24.197	28.073	22.765	209.3
6	1'42.183	27.197	24.168	28.114	22.704	211.7
7	1'42.444	27.220	24.122	28.283	22.819	209.7
8	1'42.895	27.262	24.169	28.428	23.036	209.7
9	1'43.260	27.777	24.412	28.360	22.711	212.1
10	1'42.249	27.254	24.124	28.194	22.677	210.1
11	1'42.646	27.229	24.189	28.278	22.950	208.8
12	1'43.310	27.293	24.587	28.519	22.911	209.3
13	1'42.736	27.397	24.192	28.317	22.830	208.8
14	1'43.038	27.416	24.412	28.307	22.903	210.9
15	1'43.238	27.383	24.364	28.466	23.025	210.5
16	1'43.527	27.843	24.404	28.428	22.852	209.7
17	1'42.931	27.489	24.129	28.490	22.823	210.5
18	1'42.739	27.437	24.154	28.325	22.823	210.9
19	1'42.950	27.515	24.195	28.458	22.782	212.1
20	1'43.085	27.598	24.115	28.369	23.003	210.1

19th 66 **Joel KELSO** CFMOTO Racing Pru AUS
Runs=1 Total laps=20 Full laps=19 Valid laps=19

1	1'47.661	32.312	24.249	28.320	22.780	209.7
2	1'42.406	27.293	24.094	28.402	22.617	208.4
3	1'42.227	27.368	24.049	28.244	22.566	209.3
4	1'42.931	28.098	24.238	28.103	22.492	211.3
5	1'42.327	27.297	24.056	28.288	22.686	209.3
6	1'43.111	27.657	24.271	28.494	22.689	209.3
7	1'42.624	27.216	24.329	28.414	22.665	208.4
8	1'43.059	27.429	24.108	28.429	23.093	208.0
9	1'43.639	27.875	24.199	28.385	23.180	209.7
10	1'42.819	27.439	24.232	28.463	22.685	208.8
11	1'42.397	27.290	24.160	28.279	22.668	208.8
12	1'42.756	27.330	24.171	28.426	22.829	208.0

Fastest Lap: David ALONSO Gaviota GASGAS Asp COL **1'41.297** 26.961 23.847 28.087 22.402

These data/results cannot be reproduced, stored and/or transmitted in whole or in part by any manner of electronic, mechanical, photocopying, recording, broadcasting or otherwise now known or herein after developed without the previous express consent by the copyright owner, except for reproduction in daily press and regular printed publications on sale to the public within 60 days of the event related to those data/results and always provided that copyright symbol appears together as follows below.
© DORNA, 2023

Race

Moto3

Lap	Lap Time	T1	T2	T3	T4	Speed
13	1'42.955	27.606	24.217	28.388	22.744	208.8
14	1'42.736	27.427	24.152	28.411	22.746	208.4
15	1'43.249	27.552	24.211	28.504	22.982	208.8
16	1'43.445	27.811	24.275	28.489	22.870	207.6
17	1'42.878	27.551	24.173	28.370	22.784	208.4
18	1'42.864	27.523	24.169	28.392	22.780	208.0
19	1'42.857	27.477	24.192	28.427	22.761	208.4
20	1'43.133	27.575	24.171	28.417	22.970	208.4

20th 18		Matteo BERTELLE		Rivacold Snipers Tea		ITA
Runs=1	Total laps=20	Full laps=19	Valid laps=18			
1	1'49.784	33.327	24.871	28.651	22.935	210.1
2	1'42.485	27.480	24.058	28.278	22.669	209.7
3	1'42.889	27.386	24.368	28.388	22.747	209.3
4	1'42.424	27.323	24.235	28.256	22.610	208.0
5	1'42.291	27.248	24.123	28.191	22.729	207.6
6	1'42.240	27.222	24.074	28.263	22.681	207.6
7	1'42.365 *	27.280	24.148	28.281	22.656*	209.7
8	1'42.248	27.360	24.034	28.160	22.694	208.8
9	1'42.945	27.651	24.247	28.307	22.740	211.7
10	1'42.076	27.174	24.096	28.205	22.601	209.7
11	1'42.685	27.344	24.238	28.322	22.781	210.5
12	1'43.390	27.338	24.250	28.824	22.978	206.1
13	1'42.904	27.614	24.214	28.406	22.670	208.8
14	1'42.738	27.405	24.218	28.345	22.770	210.5
15	1'43.335	27.509	24.325	28.475	23.026	210.1
16	1'43.128	27.802	24.165	28.326	22.835	208.0
17	1'42.974	27.537	24.182	28.461	22.794	209.7
18	1'42.680	27.418	24.223	28.269	22.770	208.8
19	1'42.914	27.440	24.259	28.462	22.753	207.6
20	1'43.611	27.490	24.285	28.342	23.494	207.6

21st 7		Filippo FARIOLI		Red Bull KTM Tech3		ITA
Runs=1	Total laps=20	Full laps=19	Valid laps=15			
1	1'49.372	33.553	24.647	28.386	22.786	209.3
2	1'42.686 *	27.350	24.200	28.307	22.829*	210.5
3	1'43.039	27.728	24.141	28.350	22.820	208.4
4	1'43.049	27.809	24.234	28.252	22.754	209.7
5	1'42.325	27.288	24.074	28.212	22.751	208.8
6	1'42.326 *	27.282	24.099	28.154*	22.791	208.4
7	1'42.424	27.265	24.178	28.194	22.787	208.4
8	1'42.396	27.271	24.141	28.195	22.789	208.0
9	1'42.534	27.354	24.210	28.127	22.843	210.5
10	1'42.439 *	27.393	24.172	28.209	22.665*	208.4
11	1'42.503	27.247	24.299	28.176	22.781	208.0
12	1'42.562	27.163	24.155	28.473	22.771	210.1
13	1'42.802	27.577	24.195	28.310	22.720	209.3
14	1'42.685	27.492	24.143	28.255	22.795	207.6
15	1'43.312 *	27.468	24.261	28.598	22.985*	208.4
16	1'43.174	27.343	24.405	28.373	23.053	204.9
17	1'43.129	27.399	24.468	28.513	22.749	207.2
18	1'42.961	27.364	24.223	28.367	23.007	207.6
19	1'42.919	27.489	24.217	28.427	22.786	208.8
20	1'43.332	27.562	24.212	28.355	23.203	208.4

22nd 70		Joshua WHATLEY		VisionTrack Racing T		GBR
Runs=1	Total laps=20	Full laps=19	Valid laps=19			
1	1'50.574	33.494	25.030	29.050	23.000	208.8
2	1'43.343	27.642	24.421	28.430	22.850	206.8
3	1'43.321	27.731	24.462	28.348	22.780	208.4
4	1'42.749	27.229	24.406	28.409	22.705	205.7
5	1'43.000	27.345	24.421	28.470	22.764	205.7
6	1'43.085	27.321	24.462	28.478	22.824	203.7
7	1'42.981	27.398	24.406	28.480	22.697	204.9
8	1'42.990	27.302	24.516	28.480	22.692	204.9
9	1'43.139	27.402	24.539	28.427	22.771	206.5
10	1'43.205	27.372	24.430	28.704	22.699	205.3
11	1'42.861	27.464	24.339	28.396	22.662	206.5
12	1'43.089	27.453	24.413	28.406	22.817	206.1
13	1'43.352	27.683	24.428	28.481	22.760	206.5
14	1'43.400	27.496	24.651	28.452	22.801	205.7
15	1'42.921	27.309	24.418	28.441	22.753	206.5
16	1'43.193	27.462	24.380	28.532	22.819	205.7
17	1'43.102	27.460	24.422	28.484	22.736	204.9
18	1'43.207	27.413	24.449	28.512	22.833	206.5
19	1'43.165	27.577	24.344	28.529	22.715	207.6
20	1'43.647	27.528	24.547	28.586	22.986	206.8

23rd 19		Scott OGDEN		VisionTrack Racing T		GBR
Runs=1	Total laps=20	Full laps=19	Valid laps=16			
1	1'50.166	33.701	25.077	28.492	22.896	208.4
2	1'43.660	27.666	24.562	28.525	22.907	206.5
3	1'43.116	27.430	24.604	28.277	22.805	206.1
4	1'42.862	27.354	24.406	28.353	22.749	206.1
5	1'43.075 *	27.395	24.412	28.393*	22.875	204.9
6	1'43.041	27.304	24.360	28.452	22.925	204.5
7	1'42.948 *	27.420	24.332	28.391	22.805*	204.5
8	1'43.008	27.348	24.416	28.460	22.784	204.9
9	1'43.052	27.399	24.365	28.438	22.850	205.3
10	1'43.052 *	27.431	24.344	28.404	22.873*	204.9
11	1'42.966	27.335	24.364	28.400	22.867	205.3
12	1'43.213	27.364	24.281	28.647	22.921	204.1
13	1'43.260	27.554	24.418	28.388	22.900	204.9
14	1'43.203	27.397	24.408	28.470	22.928	204.9
15	1'43.081	27.358	24.427	28.436	22.860	204.9
16	1'43.139	27.391	24.367	28.460	22.921	204.1
17	1'43.129	27.426	24.308	28.524	22.871	204.5
18	1'43.300	27.412	24.372	28.584	22.932	204.5
19	1'43.219	27.511	24.405	28.443	22.860	205.7
20	1'43.966	27.600	24.402	28.705	23.259	204.9

24th 20		Lorenzo FELLON		CIP Green Power		FRA
Runs=1	Total laps=20	Full laps=19	Valid laps=19			
1	1'50.408	34.014	24.877	28.549	22.968	209.3
2	1'43.565	27.920	24.395	28.459	22.791	208.8
3	1'43.377	27.770	24.450	28.394	22.763	210.1
4	1'42.954	27.318	24.334	28.466	22.836	210.1
5	1'42.928	27.428	24.258	28.435	22.807	207.6
6	1'42.996	27.429	24.314	28.447	22.806	207.2
7	1'43.125	27.430	24.401	28.483	22.811	207.6
8	1'42.894	27.388	24.374	28.389	22.743	207.2

Fastest Lap: David ALONSO Gaviota GASGAS Asp COL **1'41.297** 26.961 23.847 28.087 22.402

These data/results cannot be reproduced, stored and/or transmitted in whole or in part by any manner of electronic, mechanical, photocopying, recording, broadcasting or otherwise now known or herein after developed without the previous express consent by the copyright owner, except for reproduction in daily press and regular printed publications on sale to the public within 60 days of the event related to those data/results and always provided that copyright symbol appears together as follows below.
© DORNA, 2023

Official MotoGP Timing by TISSOT
www.motogp.com

Misano Adriatico, Sunday, September 10, 2023 Page 5 of 6



Race

Moto3

Lap	Lap Time	T1	T2	T3	T4	Speed	Lap	Lap Time	T1	T2	T3	T4	Speed
9	1'43.057	27.374	24.482	28.440	22.761	207.2	19	1'44.005	27.850	24.553	28.663	22.939	204.1
10	1'42.940	27.464	24.370	28.366	22.740	208.8	20	1'44.220	27.704	24.573	28.866	23.077	203.0
11	1'42.903	27.430	24.324	28.305	22.844	207.2							
12	1'43.085	27.384	24.434	28.390	22.877	206.8							
13	1'43.288	27.654	24.424	28.386	22.824	207.2							
14	1'43.216	27.499	24.456	28.421	22.840	207.2							
15	1'43.111	27.489	24.337	28.483	22.802	207.6							
16	1'43.075	27.449	24.335	28.451	22.840	206.8							
17	1'43.159	27.556	24.317	28.474	22.812	206.5							
18	1'43.366	27.503	24.405	28.531	22.927	206.8							
19	1'43.134	27.507	24.348	28.526	22.753	208.4							
20	1'45.006	27.760	24.349	28.483	24.414	207.6							

25th 63 Syarifuddin AZMAN MT Helmets - MSI MAL
Runs=1 Total laps=20 Full laps=19 Valid laps=17

1	1'50.071	33.899	24.753	28.375	23.044	212.1
2	1'43.752	27.996	24.367	28.359	23.030	210.5
3	1'43.847	27.739	24.435	28.316	23.357	210.5
4	1'43.218 *	27.584	24.321	28.402*	22.911	211.3
5	1'43.212	27.578	24.332	28.282	23.020	208.8
6	1'43.271	27.553	24.325	28.448	22.945	208.0
7	1'43.326	27.564	24.384	28.423	22.955	208.4
8	1'43.459 *	27.569	24.404	28.551	22.935*	207.6
9	1'43.612	27.620	24.497	28.388	23.107	208.4
10	1'44.063	27.906	24.509	28.509	23.139	207.6
11	1'43.869	27.634	24.569	28.575	23.091	208.0
12	1'43.861	27.745	24.431	28.622	23.063	206.8
13	1'44.196	27.769	24.617	28.681	23.129	206.5
14	1'44.106	27.758	24.636	28.602	23.110	206.8
15	1'43.872	27.744	24.434	28.524	23.170	206.8
16	1'43.877	27.646	24.545	28.526	23.160	206.5
17	1'44.017	27.747	24.418	28.672	23.180	206.8
18	1'44.129	27.792	24.486	28.679	23.172	206.8
19	1'44.012	27.797	24.553	28.591	23.071	207.2
20	1'43.852	27.673	24.463	28.475	23.241	207.2

26th 64 Mario AJI Honda Team Asia INA
Runs=1 Total laps=20 Full laps=19 Valid laps=18

1	1'50.698	33.755	25.062	28.909	22.972	206.8
2	1'43.401	27.733	24.409	28.493	22.766	207.6
3	1'43.693	27.750	24.460	28.450	23.033	207.2
4	1'43.288	27.567	24.425	28.614	22.682	205.7
5	1'43.075	27.464	24.409	28.358	22.844	206.1
6	1'43.332	27.593	24.402	28.477	22.860	204.1
7	1'43.310	27.540	24.415	28.519	22.836	205.3
8	1'43.443	27.563	24.518	28.496	22.866	205.7
9	1'43.650 *	27.628	24.681	28.502	22.839*	204.9
10	1'44.022	27.869	24.567	28.597	22.989	204.5
11	1'43.886	27.704	24.559	28.689	22.934	203.3
12	1'43.872	27.813	24.432	28.725	22.902	202.6
13	1'44.254	27.821	24.745	28.691	22.997	203.3
14	1'44.234	27.725	24.811	28.723	22.975	204.1
15	1'43.697	27.573	24.637	28.569	22.918	203.3
16	1'43.857	27.657	24.565	28.602	23.033	203.3
17	1'44.024	27.796	24.502	28.748	22.978	203.0
18	1'44.118	27.792	24.654	28.716	22.956	203.3

27th 22 Ana CARRASCO BOE Motorsports SPA
Runs=1 Total laps=20 Full laps=19 Valid laps=18

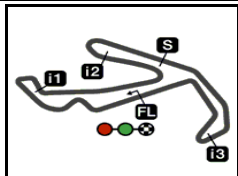
1	1'51.020	34.130	25.011	28.812	23.067	208.8
2	1'43.947	27.717	24.530	28.743	22.957	206.5
3	1'43.805	27.605	24.586	28.596	23.018	207.2
4	1'43.957	27.624	24.633	28.690	23.010	206.5
5	1'44.793	27.715	24.553	28.681	23.844	204.9
6	1'44.259	27.615	24.602	28.897	23.145	203.7
7	1'44.057	27.617	24.673	28.746	23.021	204.9
8	1'43.944	27.634	24.605	28.707	22.998	205.3
9	1'43.891 *	27.618	24.601	28.640	23.032*	205.3
10	1'43.886	27.645	24.544	28.697	23.000	204.9
11	1'43.935	27.599	24.539	28.730	23.067	204.9
12	1'44.038	27.739	24.564	28.682	23.053	204.5
13	1'44.492	27.832	24.702	28.778	23.180	204.9
14	1'44.480	27.823	24.743	28.764	23.150	205.3
15	1'44.477	27.819	24.688	28.861	23.109	204.1
16	1'44.697	27.840	24.628	28.941	23.288	203.3
17	1'44.674	27.913	24.565	28.941	23.255	203.7
18	1'44.676	27.870	24.680	28.944	23.182	203.7
19	1'44.794	27.943	24.684	28.968	23.199	203.7
20	1'44.908	28.015	24.685	28.937	23.271	204.1

28th 38 David SALVADOR CIP Green Power SPA
Runs=1 Total laps=1 Full laps=0 Valid laps=0

1	1'48.521	33.098	24.578	28.171	22.674	210.9
unfinished		27.447	24.324			207.6

Fastest Lap: David ALONSO Gaviota GASGAS Asp COL 1'41.297 26.961 23.847 28.087 22.402

These data/results cannot be reproduced, stored and/or transmitted in whole or in part by any manner of electronic, mechanical, photocopying, recording, broadcasting or otherwise now known or herein after developed without the previous express consent by the copyright owner, except for reproduction in daily press and regular printed publications on sale to the public within 60 days of the event related to those data/results and always provided that copyright symbol appears together as follows below.
© DORNA, 2023



4226 m.

GRAN PREMIO RED BULL DI SAN MARINO E DELLA RIVIERA

Moto3™

2023 Rookie of the Year Classification

36

Rider	Nation	Points	Leader	Previous	POR	ARG	AME	SPA	FRA	ITA	GER	NED	GBR	AUT	CAT	RSM	IND	JPN	INA	AUS	THA	MAL	QAT	VAL
1 ALONSO David	COL	140			-	2	8	20	8	13	11	3	25	-	25	25								
2 RUEDA José Antonio	SPA	88	52	52	13	-	6	11	7	2	3	10	8	5	16	7								
3 VEIJER Collin	NED	58	82	30	4	-	3	-	1	10	-	9	7	13	-	11								
4 SALVADOR David	SPA	31	109	27	3	6	9	-	2	-	-	-	10	1	-	-								
5 AZMAN Syarifuddin	MAL	5	135	26	-	5	-	-	-	-	-	-	-	-	-	-								
6 FARIOLI Filippo	ITA	2	138	3	-	-	-	2	-	-	-	-	-	-	-	-								

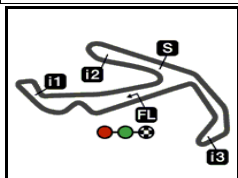
These data/results cannot be reproduced, stored and/or transmitted in whole or in part by any manner of electronic, mechanical, photocopying, recording, broadcasting or otherwise now known or herein after developed without the previous express consent by the copyright owner, except for reproduction in daily press and regular printed publications on sale to the public within 60 days of the event related to those data/results and always provided that copyright symbol appears together as follows below.

© DORNA, 2023

Official MotoGP Timing by **TISSOT**
www.motogp.com

Misano Adriatico, Sunday, September 10, 2023





4226 m.

After the **GRAN PREMIO RED BULL DI SAN MARINO E DELLA RIVIERA****Moto3™****2023 Riders Performance**

(Qualifying Position - Starting Position - Race Position)

37

Rider	Points	POR	ARG	AME	SPA	FRA	ITA	GER	NED	GBR	AUT	CAT	RSM	IND	JPN	INA	AUS	THA	MAL	QAT	VAL
1 HOLGADO Daniel	161	4	10	5	7	3	5	7	27	3	2	11	8								
		4-1	10-4	5-5	6-6	3-1	3-1	6-3	27-25	3-3	2-2	11-22	8-16	-	-	-	-	-	-	-	-
2 SASAKI Ayumu	157	1	1	2	8	1	3	1	4	7	8	13	2								
		1-6	1-NC	2-NC	7-4	1-2	2-3	1-2	4-2	7-2	8-3	13-4	2-7	-	-	-	-	-	-	-	-
3 MASIA Jaume	149	9	5	1	5	7	11	6	8	1	4	4	1								
		9-5	5-NC	1-2	4-3	7-3	6-5	5-6	8-1	1-18	4-NC	4-2	1-2	-	-	-	-	-	-	-	-
4 ÖNCÜ Deniz	144	8	2	14	1	4	1	2	5	9	3	2	5								
		28-10	2-24	14-6	1-9	4-6	1-2	2-1	5-3	9-11	3-1	2-12	5-3	-	-	-	-	-	-	-	-
5 ALONSO David	140	6	7	22	17	25	16	15	17	28	7	12	6								
		6-NC	7-14	22-8	16-2	25-8	10-4	14-5	17-13	28-1	7-29	12-1	6-1	-	-	-	-	-	-	-	-
6 ORTOLÁ Ivan	132	5	4	3	2	6	10	3	20	8	18	1	13								
		5-NC	4-19	3-1	2-1	6-4	25-11	3-4	20-4	8-4	18-5	1-10	13-8	-	-	-	-	-	-	-	-
7 MOREIRA Diogo	98	16	3	4	14	2	4	9	22	17	19	19	4								
		16-3	3-2	4-4	13-10	2-NC	22-7	8-7	22-12	17-7	19-8	17-17	4-12	-	-	-	-	-	-	-	-
8 RUEDA José Antonio	88	2	13	11	10	11	19	17	11	16	5	7	12								
		2-4	13-23	11-10	9-5	11-9	13-14	16-13	11-6	16-8	5-11	7-3	12-9	-	-	-	-	-	-	-	-
9 NEPA Stefano	70	10	14	6	22	13	7	10	6	11	11	8	9								
		10-7	14-6	6-NC	21-15	13-10	23-9	9-9	6-10	11-12	11-10	8-5	9-13	-	-	-	-	-	-	-	-
10 MUÑOZ David	66	13	16	16	3			5	1	27	10	21	7								
		13-2	16-16	16-NC	-NS	-	-	29-12	1-5	27-5	10-9	19-NC	7-4	-	-	-	-	-	-	-	-
11 ARTIGAS Xavier	60	7	15	9	9	8	8	12	19	6	22	24	20								
		7-8	15-8	9-3	8-7	8-7	24-NC	11-11	19-14	6-21	22-19	22-13	20-17	-	-	-	-	-	-	-	-
12 TOBA Kaito	59	11	11	15	13	23	18	8	7	13	21	9	3								
		11-11	11-7	15-11	12-NC	23-12	12-10	7-14	7-11	13-14	21-14	9-7	3-6	-	-	-	-	-	-	-	-
13 VEIJER Collin	58	14	17	21	20	20	23	4	9	23	1	18	10								
		14-12	17-22	21-13	19-23	19-15	16-6	4-NC	9-7	23-9	1-4	-NS	10-5	-	-	-	-	-	-	-	-

NC=Not classified NL=Not finished first lap NP=Not started race re-start N2=Not finished first lap race re-start EX=Excluded NS=Not Started DS=Disqualified

These data/results cannot be reproduced, stored and/or transmitted in whole or in part by any manner of electronic, mechanical, photocopying, recording, broadcasting or otherwise now known or herein after developed without the previous express consent by the copyright owner, except for reproduction in daily press and regular printed publications on sale to the public within 60 days of the event related to those data/results and always provided that copyright symbol appears together as follows below.
© DORNA, 2023

Official MotoGP Timing by **TISSOT**
www.motogp.com



Rider	Points	POR	ARG	AME	SPA	FRA	ITA	GER	NED	GBR	AUT	CAT	RSM	IND	JPN	INA	AUS	THA	MAL	QAT	VAL
14 YAMANAKA Ryusei	54	17	18	7	6	14	21	16	25	19	13	22	15								
		17-16	18-9	7-9	5-25	14-5	14-15	15-8	25-15	19-15	13-7	20-9	15-14	-	-	-	-	-	-	-	-
15 SUZUKI Tatsuki	50	15	6	10	16	24	17			10	12	6	16								
		15-14	6-1	10-NC	15-8	24-13	11-NC	-	-	10-NC	12-13	6-8	16-15	-	-	-	-	-	-	-	-
16 ROSSI Riccardo	33	12	19	17	21	18	9	22	3	4	6	10	17								
		12-15	19-NC	17-15	20-NC	22-16	5-8	21-17	3-18	4-13	6-6	10-6	17-18	-	-	-	-	-	-	-	-
17 SALVADOR David	31	18	22	12	19	12	20	29	14	21	25	20	23								
		18-13	22-10	12-7	18-NC	12-14	27-18	28-24	14-20	21-6	25-15	18-21	23-NC	-	-	-	-	-	-	-	-
18 FENATI Romano	29	25	24	13	4	9	22	23	10	14	14	15	18								
		25-19	24-13	13-16	3-11	9-19	29-17	22-18	10-8	14-10	14-17	29-15	18-10	-	-	-	-	-	-	-	-
19 OGDEN Scott	20	20	8	23	11	21	15	28	13	2	15	16	24								
		20-NC	8-5	23-14	10-12	20-NC	9-13	27-20	13-22	29-17	15-22	15-16	24-23	-	-	-	-	-	-	-	-
20 BERTELLE Matteo	20	19	12	8	18	22	6	13	16	15	16	5	19								
		19-17	12-12	8-NC	17-13	21-17	4-12	12-NC	16-16	15-NC	16-12	5-11	19-20	-	-	-	-	-	-	-	-
21 KELSO Joel	19	3			12	15	2	19	2	5	9	3	11								
		3-9	-	-	11-18	16-11	21-NC	18-22	2-9	5-16	9-16	3-18	11-19	-	-	-	-	-	-	-	-
22 MIGNO Andrea	17		9	24	15	5	12	14	12												
		-	9-3	24-19	14-17	5-NC	7-16	13-15	12-19	-	-	-	-	-	-	-	-	-	-	-	-
23 FURUSATO Taiyo	13	26	26	19	24	19	13	11	18	18	17	14	14								
		26-20	26-18	19-20	23-16	15-NC	8-NC	10-10	18-17	18-20	17-18	14-14	14-11	-	-	-	-	-	-	-	-
24 AZMAN Syarifuddin	5	23	20	18	25	10				22	20	30	27								
		23-22	20-11	18-NC	28-21	10-NC	-	-	-	22-NC	20-28	28-26	27-25	-	-	-	-	-	-	-	-
25 AJI Mario	4	22	23	25	28	17	26	20	24	20	27	23	26								
		22-18	23-NC	25-12	26-19	18-21	18-20	19-19	24-23	20-22	27-26	21-19	26-26	-	-	-	-	-	-	-	-
26 FARIOLI Filippo	2	21	21	20	23	16	24	18	21	12	24	17	22								
		21-NC	21-20	20-18	22-14	17-18	17-NC	17-21	21-21	12-19	24-21	16-NC	22-21	-	-	-	-	-	-	-	-
27 WHATLEY Joshua	1	24	28	27	27	26	27	25	23	24	28	28	21								
		24-21	28-15	-NS	25-24	26-22	19-21	24-23	23-NC	24-25	28-27	26-23	21-22	-	-	-	-	-	-	-	-
28 FERNANDEZ Adrian	0							24	15												
		-	-	-	-	-	-	23-16	15-NC	-	-	-	-	-	-	-	-	-	-	-	-
29 ALMANSA David	0		25	28	29							25									
		-	25-17	28-17	27-20	-	-	-	-	-	-	-	23-24	-	-	-	-	-	-	-	-

NC=Not classified NL=Not finished first lap NP=Not started race re-start N2=Not finished first lap race re-start EX=Excluded NS=Not Started DS=Disqualified

These data/results cannot be reproduced, stored and/or transmitted in whole or in part by any manner of electronic, mechanical, photocopying, recording, broadcasting or otherwise now known or herein after developed without the previous express consent by the copyright owner, except for reproduction in daily press and regular printed publications on sale to the public within 60 days of the event related to those data/results and always provided that copyright symbol appears together as follows below.
© DORNA, 2023

Official MotoGP Timing by TISSOT
www.motogp.com



	Rider	Points	POR	ARG	AME	SPA	FRA	ITA	GER	NED	GBR	AUT	CAT	RSM	IND	JPN	INA	AUS	THA	MAL	QAT	VAL
30	LUNETTA Luca	0						25														
			-	-	-	-	-	28-19	-	-	-	-	-	-	-	-	-	-	-	-	-	-
31	CARRASCO Ana	0	27	27	26	26	27	28	21	26	26	26	29	28								
			27-23	27-21	26-21	24-22	27-20	20-22	20-27	26-24	26-23	26-25	27-27	28-27	-	-	-	-	-	-	-	-
32	BUASRI Tatchakorn	0							26			29	27									
			-	-	-	-	-	-	25-25	-	-	29-23	25-20	-	-	-	-	-	-	-	-	-
33	DETTWILER Noah	0										23										
			-	-	-	-	-	-	-	-	-	23-20	-	-	-	-	-	-	-	-	-	-
34	FELLON Lorenzo	0	28								25	30	26	25								
			-NS	-	-	-	-	-	-	-	25-24	30-24	24-25	25-24	-	-	-	-	-	-	-	-
35	SHAHRIL Danial	0							27													
			-	-	-	-	-	-	26-26	-	-	-	-	-	-	-	-	-	-	-	-	-

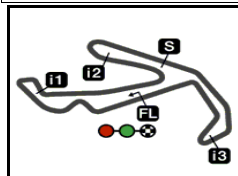
NC=Not classified NL=Not finished first lap NP=Not started race re-start N2=Not finished first lap race re-start EX=Excluded NS=Not Started DS=Disqualified

These data/results cannot be reproduced, stored and/or transmitted in whole or in part by any manner of electronic, mechanical, photocopying, recording, broadcasting or otherwise now known or herein after developed without the previous express consent by the copyright owner, except for reproduction in daily press and regular printed publications on sale to the public within 60 days of the event related to those data/results and always provided that copyright symbol appears together as follows below.
© DORNA, 2023

Official MotoGP Timing by **TISSOT**
www.motogp.com

Misano Adriatico, Sunday, September 10, 2023





4226 m.

GRAN PREMIO RED BULL DI SAN MARINO E DELLA RIVIERA

Official Starting Grid

Race : 20 laps = 84.52 km

Moto3™



1	1 1'41.638 5 Jaume MASIA Honda	2 1'41.881 71 Ayumu SASAKI Husqvarna	3 1'41.900 27 Kaito TOBA Honda
2	4 1'42.002 10 Diogo MOREIRA KTM	5 1'42.056 53 Deniz ÖNCÜ KTM	6 1'42.058 80 David ALONSO GASGAS
3	7 1'42.100 44 David MUÑOZ KTM	8 1'42.125 96 Daniel HOLGADO KTM	9 1'42.168 82 Stefano NEPA KTM
4	10 1'42.234 95 Collin VEIJER Husqvarna	11 1'42.277 66 Joel KELSO CFMOTO	12 1'42.395 99 José Antonio RUEDA KTM
5	13 1'42.428 48 Ivan ORTOLÁ KTM	14 1'42.643 72 Taiyo FURUSATO Honda	15 1'42.657 6 Ryusei YAMANAKA GASGAS
6	16 1'42.684 24 Tatsuki SUZUKI Honda	17 1'42.751 54 Riccardo ROSSI Honda	18 1'42.847 55 Romano FENATI Honda
7	19 1'43.117 18 Matteo BERTELLE Honda	20 1'43.154 43 Xavier ARTIGAS CFMOTO	21 1'43.307 70 Joshua WHATLEY Honda
8	22 1'43.381 7 Filippo FARIOLI KTM	23 1'43.449 38 David SALVADOR KTM	24 1'43.451 19 Scott OGDEN Honda

The results are provisional until the end of the limit for protest and appeals and until the ratification of the Event Management Committee.

Time limit for protest expires 60' at the latest after publication of the results - Time:

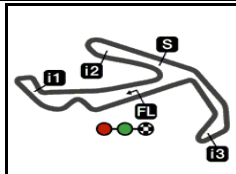
These data/results cannot be reproduced, stored and/or transmitted in whole or in part by any manner of electronic, mechanical, photocopying, recording, broadcasting or otherwise now known or herein after developed without the previous express consent by the copyright owner, except for reproduction in daily press and regular printed publications on sale to the public within 60 days of the event related to those data/results and always provided that copyright symbol appears together as follows below.

© DORNA, 2023

Official MotoGP Timing by TISSOT
www.motogp.com







4226 m.

GRAN PREMIO RED BULL DI SAN MARINO E DELLA RIVIERA

Official Starting Grid

Moto3™

Race : 20 laps = 84.52 km

9

25

1'43.530

20 Lorenzo FELLON
KTM**26**

1'43.817

64 Mario AJI
Honda**27**

1'43.829

63 Syarifuddin AZMAN
KTM

10

28

1'44.055

22 Ana CARRASCO
KTM

The results are provisional until the end of the limit for protest and appeals and until the ratification of the Event Management Committee.

Time limit for protest expires 60' at the latest after publication of the results - Time:

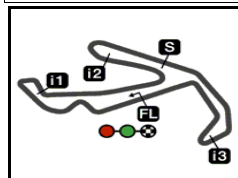
These data/results cannot be reproduced, stored and/or transmitted in whole or in part by any manner of electronic, mechanical, photocopying, recording, broadcasting or otherwise now known or herein after developed without the previous express consent by the copyright owner, except for reproduction in daily press and regular printed publications on sale to the public within 60 days of the event related to those data/results and always provided that copyright symbol appears together as follows below.

© DORNA, 2023

Official MotoGP Timing by TISSOT
www.motogp.com

Misano Adriatico, Sunday, September 10, 2023 Page 2 of 2





4226 m.

GRAN PREMIO RED BULL DI SAN MARINO E DELLA RIVIERA

Race

Top Speed & Average



Rider	Nation	Motorcycle	Top 5 speeds					Average	Top
44 David MUÑOZ	SPA	KTM	213.4	213.4	213.0	212.1	211.3	212.6	213.4
71 Ayumu SASAKI	JPN	HUSQVARNA	213.4	213.0	213.0	213.0	213.0	213.1	213.4
95 Collin VEIJER	NED	HUSQVARNA	213.4	213.4	213.0	212.5	212.5	212.8	213.4
99 José Antonio RUEDA	SPA	KTM	213.4	213.0	212.5	212.1	211.7	212.5	213.4
24 Tatsuki SUZUKI	JPN	HONDA	213.0	212.5	211.3	210.9	210.9	211.7	213.0
6 Ryusei YAMANAKA	JPN	GASGAS	212.5	212.1	212.1	212.1	211.7	212.0	212.5
54 Riccardo ROSSI	ITA	HONDA	212.5	212.5	212.1	212.1	211.7	212.1	212.5
72 Taiyo FURUSATO	JPN	HONDA	212.5	211.7	211.3	210.9	210.9	211.5	212.5
80 David ALONSO	COL	GASGAS	212.5	212.1	212.1	212.1	211.7	212.0	212.5
96 Daniel HOLGADO	SPA	KTM	212.5	211.7	211.3	210.9	210.9	211.4	212.5
10 Diogo MOREIRA	BRA	KTM	212.1	212.1	211.7	211.7	211.7	211.8	212.1
63 Syarifuddin AZMAN	MAL	KTM	212.1	211.3	210.5	210.5	208.8	210.6	212.1
5 Jaume MASIA	SPA	HONDA	211.7	211.3	210.5	209.7	209.7	210.6	211.7
18 Matteo BERTELLE	ITA	HONDA	211.7	210.5	210.5	210.1	210.1	210.6	211.7
48 Ivan ORTOLÁ	SPA	KTM	211.7	211.3	211.3	210.9	210.9	211.2	211.7
27 Kaito TOBA	JPN	HONDA	211.3	210.9	210.9	210.5	210.5	210.8	211.3
43 Xavier ARTIGAS	SPA	CFMOTO	211.3	210.9	210.9	210.5	210.1	210.5	211.3
66 Joel KELSO	AUS	CFMOTO	211.3	209.7	209.7	209.3	209.3	209.8	211.3
82 Stefano NEPA	ITA	KTM	211.3	210.9	210.1	210.1	209.7	210.1	211.3
38 David SALVADOR	SPA	KTM	210.9	207.6				209.3	210.9
53 Deniz ÖNCÜ	TUR	KTM	210.9	210.5	209.3	208.0	208.0	209.0	210.9
7 Filippo FARIOLI	ITA	KTM	210.5	210.5	210.1	209.7	209.3	209.9	210.5
55 Romano FENATI	ITA	HONDA	210.5	210.1	210.1	209.7	209.7	210.0	210.5
20 Lorenzo FELLON	FRA	KTM	210.1	210.1	209.3	208.8	208.8	209.4	210.1
22 Ana CARRASCO	SPA	KTM	208.8	207.2	206.5	206.5	205.3	206.4	208.8
70 Joshua WHATLEY	GBR	HONDA	208.8	208.4	207.6	206.8	206.8	207.7	208.8
19 Scott OGDEN	GBR	HONDA	208.4	206.5	206.1	206.1	205.7	206.6	208.4
64 Mario AJI	INA	HONDA	207.6	207.2	206.8	206.1	205.7	206.5	207.6

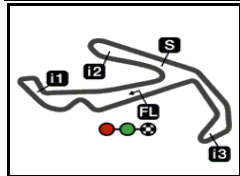
These data/results cannot be reproduced, stored and/or transmitted in whole or in part by any manner of electronic, mechanical, photocopying, recording, broadcasting or otherwise now known or herein after developed without the previous express consent by the copyright owner, except for reproduction in daily press and regular printed publications on sale to the public within 60 days of the event related to those data/results and always provided that copyright symbol appears together as follows below.

© DORNA, 2023

Official MotoGP Timing by TISSOT
www.motogp.com



Misano Adriatico, Sunday, September 10, 2023




4226 m.

GRAN PREMIO RED BULL DI SAN MARINO E DELLA RIVIERA

Race

Fastest Laps Sequence

Moto3™

Lap	Race Time	 Rider	Nation	Motorcycle	Time	Km/h	Riders's Lap
2	3'28.430	5 Jaume MASIA	SPA	HONDA	1'41.971	149.1	2
3	5'10.346	5 Jaume MASIA	SPA	HONDA	1'41.916	149.2	3
3	5'13.910	48 Ivan ORTOLÁ	SPA	KTM	1'41.848	149.3	3
4	6'53.500	10 Diogo MOREIRA	BRA	KTM	1'41.833	149.3	4
5	8'34.138	5 Jaume MASIA	SPA	HONDA	1'41.810	149.4	5
5	8'35.015	53 Deniz ÖNCÜ	TUR	KTM	1'41.565	149.7	5
12	20'29.577	5 Jaume MASIA	SPA	HONDA	1'41.421	150.0	12
19	32'22.598	80 David ALONSO	COL	GASGAS	1'41.297	150.1	19

These data/results cannot be reproduced, stored and/or transmitted in whole or in part by any manner of electronic, mechanical, photocopying, recording, broadcasting or otherwise now known or herein after developed without the previous express consent by the copyright owner, except for reproduction in daily press and regular printed publications on sale to the public within 60 days of the event related to those data/results and always provided that copyright symbol appears together as follows below.

© DORNA, 2023

Official MotoGP Timing by TISSOT
www.motogp.com

Misano Adriatico, Sunday, September 10, 2023



