

5010 m.

# IndianOil GRAND PRIX OF INDIA

Moto2™

## World Championship Classification

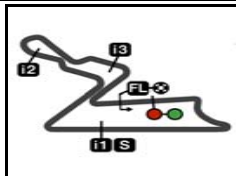
30

Rider		Points	Leader	Previous	POR	ARG	AME	SPA	FRA	ITA	GER	NED	GBR	AUT	CAT	RSM	IND	JPN	INA	AUS	THA	MAL	QAT	VAL
1 ACOSTA Pedro	SPA	236			25	4	25	20	-	25	25	16	16	20	10	25	25							
2 ARBOLINO Tony	ITA	197	39	39	16	25	20	13	25	20	20	9	6	10	0	13	20							
3 DIXON Jake	GBR	146	90	51	10	16	-	10	11	16	16	25	-	13	25	4	-							
4 CANET Aron	SPA	116	120	30	20	13	8	11	-	13	-	11	20	-	20	-	-							
5 LOPEZ Alonso	SPA	116	120	0	-	20	9	16	16	10	11	10	-	0	8	16	0							
6 VIETTI Celestino	ITA	106	130	10	5	3	7	-	13	11	6	6	4	25	6	20	-							
7 SALAC Filip	CZE	97	139	9	13	9	11	7	20	9	3	-	3	9	-	7	6							
8 GONZALEZ Manuel	SPA	94	142	3	11	5	6	4	-	8	10	8	11	-	11	9	11							
9 CHANTRA Somkiat	THA	89	147	5	7	8	5	9	10	7	13	-	7	11	2	10	-							
10 ALDEGUER Fermín	SPA	88	148	1	3	1	10	6	8	-	8	13	25	7	3	-	4							
11 GARCIA Sergio	SPA	76	160	12	1	11	-	5	6	6	5	3	-	8	13	5	13							
12 OGURA Ai	JPN	75	161	1	-	-	1	-	7	1	2	20	8	16	9	11	0							
13 LOWES Sam	GBR	74	162	1	9	6	3	25	1	-	9	5	9	-	7	-	0							
14 ARENAS Albert	SPA	61	175	13	8	7	4	8	-	0	7	7	2	-	16	-	2							
15 ROBERTS Joe	USA	56	180	5	2	2	0	2	4	4	-	0	13	-	5	8	16							
16 BALTUS Barry	BEL	47	189	9	4	0	-	3	9	0	4	4	10	-	4	1	8							
17 ALCOBA Jeremy	SPA	33	203	14	6	0	13	0	3	-	0	1	5	4	1	0	-							
18 BENDSNEYDER Bo	NED	22	214	11	-	0	16	0	0	2	-	-	0	1	-	3	0							
19 BINDER Darryn	RSA	22	214	0	0	10	-	-	-	-	-	2	1	-	-	-	9							
20 FOGGIA Dennis	ITA	18	218	4	0	0	2	0	2	3	1	0	-	5	0	-	5							
21 TULOVIC Lukas	GER	12	224	6	-	-	-	1	5	-	-	0	0	6	0	-	-							
22 RAMIREZ Marcos	SPA	11	225	1	0	0	-	0	0	-	0	-	0	2	0	2	7							

These data/results cannot be reproduced, stored and/or transmitted in whole or in part by any manner of electronic, mechanical, photocopying, recording, broadcasting or otherwise now known or herein after developed without the previous express consent by the copyright owner, except for reproduction in daily press and regular printed publications on sale to the public within 60 days of the event related to those data/results and always provided that copyright symbol appears together as follows below.  
© DORNA, 2023

Official MotoGP Timing by   
www.motogp.com





5010 m.

# IndianOil GRAND PRIX OF INDIA

# Moto2™

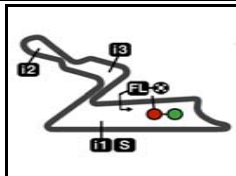
## World Championship Classification

**30**

Rider		Points	Leader	Previous	POR	ARG	AME	SPA	FRA	ITA	GER	NED	GBR	AUT	CAT	RSM	IND	JPN	INA	AUS	THA	MAL	QAT	VAL
23 PASINI Mattia	ITA	11	225	0	-	-	-	-	-	5	-	-	-	-	-	6	-							
24 VD GOORBERGH Zonta	NED	10	226	1	-	0	0	0	0	-	0	0	0	0	0	-	10							
25 GUEVARA Izan	SPA	6	230	4	-	-	0	0	0	0	-	-	0	3	0	-	3							
26 KELLY Sean Dylan	USA	1	235	5	0	-	0	-	0	0	0	-	-	-	-	0	1							
27 GOMEZ Borja	SPA	0	236	1	0	0	0	0	0	0	-	-	-	0	0	0	0							
28 TORRES Jordi	SPA	0	236	0	0	0	-	-	-	-	-	-	-	-	-	-	-							
29 SURRA Alberto	ITA	0	236	0	-	-	-	-	-	-	-	-	-	0	-	0	0							
30 TATAY Carlos	SPA	0	236	0	-	-	-	-	-	-	0	0	-	-	-	-	-							
31 SKINNER Rory	GBR	0	236	0	0	-	0	0	-	-	-	-	-	0	0	-	0							
32 ESCRIG Alex	SPA	0	236	0	-	-	-	-	-	-	-	-	0	-	-	-	-							
33 DALLA PORTA Lorenzo	ITA	0	236	0	0	0	-	0	0	0	-	-	-	-	-	-	-							
34 HADA Taiga	JPN	0	236	0	-	-	-	-	-	0	0	0	-	-	-	0	0							
35 AGIUS Senna	AUS	0	236	0	-	-	-	0	0	-	-	-	-	-	-	-	-							
36 RATO Mattia	ITA	0	236	0	-	-	-	-	-	-	-	-	-	0	0	-	-							
37 NOZANE Kohta	JPN	0	236	0	-	-	-	-	-	-	-	-	0	0	0	0	-							
38 MINAMIMOTO Soichiro	JPN	0	236	0	-	0	0	0	-	-	-	-	-	-	-	-	-							
39 DANIEL Kasma	MAL	0	236	0	-	-	-	-	-	0	0	-	-	-	-	-	-							
40 RUIZ Yeray	SPA	0	236	0	-	-	-	-	-	-	-	0	-	-	0	-	-							
41 SANCHIS David	SPA	0	236	0	-	-	0	-	-	-	-	-	-	-	-	-	-							

These data/results cannot be reproduced, stored and/or transmitted in whole or in part by any manner of electronic, mechanical, photocopying, recording, broadcasting or otherwise now known or herein after developed without the previous express consent by the copyright owner, except for reproduction in daily press and regular printed publications on sale to the public within 60 days of the event related to those data/results and always provided that copyright symbol appears together as follows below.  
© DORNA, 2023





5010 m.

# IndianOil GRAND PRIX OF INDIA

# Moto2™

## World Championship Classification

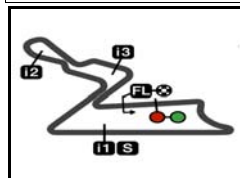
**30**

Constructor	Points	Leader	Previous	POR	ARG	AME	SPA	FRA	ITA	GER	NED	GBR	AUT	CAT	RSM	IND	JPN	INA	AUS	THA	MAL	QAT	VAL
1 KALEX	320			25	25	25	25	25	25	25	25	20	25	25	25	25							
2 BOSCOSCURO	159	161	161	3	20	10	16	16	10	11	13	25	7	8	16	4							
3 FORWARD	1	319	158	-	-	-	-	-	-	-	-	-	-	-	-	1							

Team	Points	Leader	Previous	POR	ARG	AME	SPA	FRA	ITA	GER	NED	GBR	AUT	CAT	RSM	IND	JPN	INA	AUS	THA	MAL	QAT	VAL
1 RED BULL KTM AJO	297			33	11	29	28	-	25	32	23	18	20	26	25	27							
2 ELF MARC VDS RACING TEAM	271	26	26	25	31	23	38	26	20	29	14	15	10	7	13	20							
3 GT TREVISAN SPEEDUP	204	93	67	3	21	19	22	24	10	19	23	25	7	11	16	4							
4 PONS WEGOW LOS40	192	105	12	21	24	8	16	6	19	5	14	20	8	33	5	13							
5 IDEMITSU HONDA TEAM ASIA	164	133	28	7	8	6	9	17	8	15	20	15	27	11	21	-							
6 INDE GASGAS ASPAR TEAM	152	145	12	10	16	-	10	11	16	16	25	-	16	25	4	3							
7 QJMOTOR GRESINI MOTO2	130	167	22	19	9	24	7	23	9	3	1	8	13	1	7	6							
8 FANTIC RACING	106	191	24	5	3	7	-	13	11	6	6	4	25	6	20	-							
9 CORREOS PREPAGO YAMAHA VR46 T	94	203	12	11	5	6	4	-	8	10	8	11	-	11	9	11							
10 ITALTRANS RACING TEAM	74	223	20	2	2	2	2	6	7	1	-	13	5	5	8	21							
11 FIETEN OLIE RACING GP	57	240	17	4	-	-	3	9	-	4	4	10	-	4	1	18							
12 LIQUI MOLY HUSQVARNA INTACT GP	34	263	23	-	10	-	1	5	-	-	2	1	6	-	-	9							
13 PERTAMINA MANDALIKA SAG TEAM	22	275	12	-	-	16	-	-	2	-	-	-	1	-	3	-							
14 ONLYFANS AMERICAN RACING	11	286	11	-	-	-	-	-	-	-	-	-	2	-	2	7							
15 FORWARD TEAM	1	296	10	-	-	-	-	-	-	-	-	-	-	-	-	1							

These data/results cannot be reproduced, stored and/or transmitted in whole or in part by any manner of electronic, mechanical, photocopying, recording, broadcasting or otherwise now known or herein after developed without the previous express consent by the copyright owner, except for reproduction in daily press and regular printed publications on sale to the public within 60 days of the event related to those data/results and always provided that copyright symbol appears together as follows below.  
© DORNA, 2023





**IndianOil GRAND PRIX OF INDIA**  
**Race**  
**Lap Chart**

5010 m.

**31**

Pos	1	2	3	4	5	6	7	8	9	10	11	12	13	14	15	16	17	18	19	20	21	22	23	24	25	26	27	28	29
Grid	96	37	11	84	15	21	14	16	35	13	24	22	7	52	79	18	12	71	23	40	54	33	64	5	4	28	72	67	75



1	37	14	11	21	16	96	15	84	7	52	24	18	12	54	71	4	67	28	5	75	33	64	72	22	40	79	23		
2	37	14	11	16	21	96	15	84	7	18	24	12	52	54	71	4	28	67	5	75	64	72	33	22	79	23			
3	37	14	11	16	84	15	7	18	24	12	52	54	71	28	4	67	5	75	64	72	33	22	96	79	21	23			
4	37	14	11	16	84	15	18	7	24	12	52	71	54	28	4	67	5	75	64	72	33	22	79	21	23				
5	37	14	11	16	84	18	15	7	24	52	12	71	54	28	4	67	75	5	72	33	64	22	79	21	23				
6	37	14	11	16	84	18	15	7	24	12	71	54	28	4	52	75	67	5	72	33	64	22	79	21	23				
7	37	14	11	16	84	18	15	7	24	12	71	54	28	4	52	75	67	5	72	33	64	22	79	21	23				
8	37	14	11	16	18	84	15	7	24	12	71	54	28	52	4	75	5	67	72	33	64	22	79	21	23				
9	37	14	11	16	18	84	15	7	24	12	71	54	28	4	75	5	67	72	33	64	22	79	21	23					
10	37	14	11	16	18	84	15	7	24	12	71	54	28	4	75	5	67	72	33	64	22	79	21						
L	11	37	14	16	11	18	84	15	7	24	12	71	54	28	75	4	5	67	33	72	64	22	79	21					
a	12	37	14	16	11	18	84	15	7	24	12	71	54	28	75	4	72	67	64	22	33								
p																													
s																													

Winner     Lapped rider

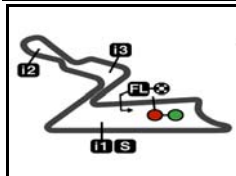
These data/results cannot be reproduced, stored and/or transmitted in whole or in part by any manner of electronic, mechanical, photocopying, recording, broadcasting or otherwise now known or herein after developed without the previous express consent by the copyright owner, except for reproduction in daily press and regular printed publications on sale to the public within 60 days of the event related to those data/results and always provided that copyright symbol appears together as follows below.

© DORNA, 2023

Official MotoGP Timing by TISSOT  
 www.motogp.com

Greater Noida, Sunday, September 24, 2023






5010 m.

## IndianOil GRAND PRIX OF INDIA

### Race

### Fastest Lap of Each Rider

32

	Rider	Nation	Team	Motorcycle	Time	Lap Total	Gap
1	37 <b>Pedro ACOSTA</b>	SPA	Red Bull KTM Ajo	KALEX	<b>1'52.104</b>	2 12	
2	22 <b>Sam LOWES</b>	GBR	Elf Marc VDS Racing Team	KALEX	<b>1'52.248</b>	5 12	0.144 0.144
3	14 <b>Tony ARBOLINO</b>	ITA	Elf Marc VDS Racing Team	KALEX	<b>1'52.278</b>	4 12	0.174 0.030
4	79 <b>Ai OGURA</b>	JPN	IDEMITSU Honda Team Asia	KALEX	<b>1'52.458</b>	4 11	0.354 0.180
5	18 <b>Manuel GONZALEZ</b>	SPA	Correos Prepago Yamaha VR46 Te	KALEX	<b>1'52.563</b>	11 12	0.459 0.105
6	16 <b>Joe ROBERTS</b>	USA	Italtrans Racing Team	KALEX	<b>1'52.708</b>	11 12	0.604 0.145
7	11 <b>Sergio GARCIA</b>	SPA	Pons Wegow Los40	KALEX	<b>1'52.726</b>	5 12	0.622 0.018
8	84 <b>Zonta VD GOORBERGH</b>	NED	Fieten Olie Racing GP	KALEX	<b>1'52.913</b>	4 12	0.809 0.187
9	71 <b>Dennis FOGGIA</b>	ITA	Italtrans Racing Team	KALEX	<b>1'52.925</b>	9 12	0.821 0.012
10	12 <b>Filip SALAC</b>	CZE	QJMOTOR Gresini Moto2	KALEX	<b>1'52.939</b>	8 12	0.835 0.014
11	21 <b>Alonso LOPEZ</b>	SPA	GT Trevisan SpeedUp	BOSCOSCURO	<b>1'52.978</b>	10 11	0.874 0.039
12	54 <b>Fermín ALDEGUER</b>	SPA	GT Trevisan SpeedUp	BOSCOSCURO	<b>1'52.978</b>	11 12	0.874
13	15 <b>Darryn BINDER</b>	RSA	Liqui Moly Husqvarna Intact GP	KALEX	<b>1'52.998</b>	4 12	0.894 0.020
14	52 <b>Jeremy ALCOBA</b>	SPA	QJMOTOR Gresini Moto2	KALEX	<b>1'53.069</b>	5 8	0.965 0.071
15	7 <b>Barry BALTUS</b>	BEL	Fieten Olie Racing GP	KALEX	<b>1'53.080</b>	2 12	0.976 0.011
16	24 <b>Marcos RAMIREZ</b>	SPA	OnlyFans American Racing	KALEX	<b>1'53.085</b>	7 12	0.981 0.005
17	28 <b>Izan GUEVARA</b>	SPA	Inde GASGAS Aspar Team	KALEX	<b>1'53.162</b>	8 12	1.058 0.077
18	96 <b>Jake DIXON</b>	GBR	Inde GASGAS Aspar Team	KALEX	<b>1'53.232</b>	2 3	1.128 0.070
19	4 <b>Sean Dylan KELLY</b>	USA	Forward Team	FORWARD	<b>1'53.536</b>	4 12	1.432 0.304
20	75 <b>Albert ARENAS</b>	SPA	Red Bull KTM Ajo	KALEX	<b>1'53.589</b>	9 12	1.485 0.053
21	33 <b>Rory SKINNER</b>	GBR	OnlyFans American Racing	KALEX	<b>1'53.590</b>	5 12	1.486 0.001
22	67 <b>Alberto SURRA</b>	ITA	Forward Team	FORWARD	<b>1'53.769</b>	4 12	1.665 0.179
23	23 <b>Taiga HADA</b>	JPN	Pertamina Mandalika SAG Team	KALEX	<b>1'53.822</b>	4 9	1.718 0.053
24	64 <b>Bo BENDSNEYDER</b>	NED	Pertamina Mandalika SAG Team	KALEX	<b>1'53.882</b>	4 12	1.778 0.060
25	72 <b>Borja GOMEZ</b>	SPA	Fantic Racing	KALEX	<b>1'53.968</b>	7 12	1.864 0.086
26	5 <b>Kohta NOZANE</b>	JPN	Correos Prepago Yamaha VR46 Te	KALEX	<b>1'53.990</b>	10 11	1.886 0.022

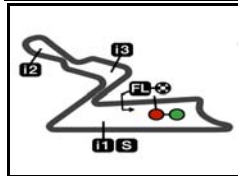
These data/results cannot be reproduced, stored and/or transmitted in whole or in part by any manner of electronic, mechanical, photocopying, recording, broadcasting or otherwise now known or herein after developed without the previous express consent by the copyright owner, except for reproduction in daily press and regular printed publications on sale to the public within 60 days of the event related to those data/results and always provided that copyright symbol appears together as follows below.

© DORNA, 2023

Official MotoGP Timing by TISSOT  
www.motogp.com

Greater Noida, Sunday, September 24, 2023





5010 m.

## IndianOil GRAND PRIX OF INDIA

After the Race

## Event Best Maximum Speed

33



Rider	Nation	Team	Motorcycle	Km/h
40 Aron CANET	SPA	Pons Wegow Los40	KALEX	291.4 Race
54 Fermín ALDEGUER	SPA	GT Trevisan SpeedUp	BOSCOSCURO	290.3 Race
12 Filip SALAC	CZE	QJMOTOR Gresini Moto2	KALEX	289.1 Race
18 Manuel GONZALEZ	SPA	Correos Prepagó Yamaha VR46 T	KALEX	289.1 Race
4 Sean Dylan KELLY	USA	Forward Team	FORWARD	289.1 Race
71 Dennis FOGGIA	ITA	Italtrans Racing Team	KALEX	289.1 Race
67 Alberto SURRA	ITA	Forward Team	FORWARD	289.1 Race
15 Darryn BINDER	RSA	Liqui Moly Husqvarna Intact GP	KALEX	289.1 Practice Nr. 2
28 Izan GUEVARA	SPA	Inde GASGAS Aspar Team	KALEX	288.0 Race
22 Sam LOWES	GBR	Elf Marc VDS Racing Team	KALEX	288.0 Race
52 Jeremy ALCOBA	SPA	QJMOTOR Gresini Moto2	KALEX	288.0 Race
72 Borja GOMEZ	SPA	Fantic Racing	KALEX	288.0 Race
96 Jake DIXON	GBR	Inde GASGAS Aspar Team	KALEX	286.8 Race
75 Albert ARENAS	SPA	Red Bull KTM Ajo	KALEX	286.8 Race
11 Sergio GARCIA	SPA	Pons Wegow Los40	KALEX	286.8 Race
37 Pedro ACOSTA	SPA	Red Bull KTM Ajo	KALEX	285.7 Practice Nr. 3
14 Tony ARBOLINO	ITA	Elf Marc VDS Racing Team	KALEX	285.7 Practice Nr. 3
21 Alonso LOPEZ	SPA	GT Trevisan SpeedUp	BOSCOSCURO	285.7 Race
13 Celestino VIETTI	ITA	Fantic Racing	KALEX	285.7 Practice Nr. 3
16 Joe ROBERTS	USA	Italtrans Racing Team	KALEX	285.7 Race
24 Marcos RAMIREZ	SPA	OnlyFans American Racing	KALEX	285.7 Race
33 Rory SKINNER	GBR	OnlyFans American Racing	KALEX	285.7 Race
7 Barry BALTUS	BEL	Fieten Olie Racing GP	KALEX	285.7 Race
23 Taiga HADA	JPN	Pertamina Mandalika SAG Team	KALEX	284.5 Practice Nr. 1
79 Ai OGURA	JPN	IDEMITSU Honda Team Asia	KALEX	284.5 Race
84 Zonta VD GOORBERGH	NED	Fieten Olie Racing GP	KALEX	283.4 Race
35 Somkiat CHANTRA	THA	IDEMITSU Honda Team Asia	KALEX	283.4 Qualifying Nr. 2
5 Kohta NOZANE	JPN	Correos Prepagó Yamaha VR46 T	KALEX	282.3 Race
64 Bo BENDSNEYDER	NED	Pertamina Mandalika SAG Team	KALEX	282.3 Race
3 Lukas TULOVIC	GER	Liqui Moly Husqvarna Intact GP	KALEX	281.2 Practice Nr. 3

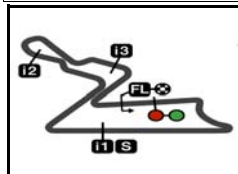
These data/results cannot be reproduced, stored and/or transmitted in whole or in part by any manner of electronic, mechanical, photocopying, recording, broadcasting or otherwise now known or herein after developed without the previous express consent by the copyright owner, except for reproduction in daily press and regular printed publications on sale to the public within 60 days of the event related to those data/results and always provided that copyright symbol appears together as follows below.

© DORNA, 2023

Official MotoGP Timing by TISSOT  
www.motogp.com

Greater Noida, Sunday, September 24, 2023





5010 m.

# IndianOil GRAND PRIX OF INDIA

## Race

### Chronological Analysis of Performances

34

\* Lap / Sector time cancelled      T1 Time from finish line to 1st intermediate      T3 Time from 2nd intermed. to 3rd intermed.  
 P Crossing the finish line in pit lane      T2 Time from 1st intermed. to 2nd intermed.      T4 Time from 3rd intermediate to finish line

Lap	Lap Time	T1	T2	T3	T4	Speed	Lap	Lap Time	T1	T2	T3	T4	Speed
<b>1st 37 Pedro ACOSTA</b> Red Bull KTM Ajo SPA													
Runs=1 Total laps=12 Full laps=11 Valid laps=11													
1	1'53.257	37.412	35.186	21.586	19.073	284.5	1	1'54.016	37.345	35.552	21.689	19.430	277.9
2	1'52.104	36.537	35.024	21.513	19.030	280.1	2	1'53.143	37.109	35.156	21.639	19.239	284.5
3	1'52.308	36.525	35.047	21.695	19.041	281.2	3	1'52.737	36.573	35.261	21.661	19.242	283.4
4	1'52.213	36.418	35.026	21.613	19.156	282.3	4	1'52.782	36.560	35.313	21.653	19.256	282.3
5	1'52.346	36.369	35.035	21.790	19.152	282.3	5	1'52.726	36.598	35.143	21.755	19.230	281.2
6	1'52.237	36.523	34.978	21.664	19.072	282.3	6	1'52.903	36.563	35.134	21.782	19.424	282.3
7	1'52.425	36.565	35.000	21.757	19.103	283.4	7	1'52.734 *	36.488	35.108	21.800	19.338*	283.4
8	1'52.426	36.458	34.997	21.777	19.194	282.3	8	1'53.005	36.663	35.270	21.797	19.275	282.3
9	1'52.253	36.509	34.987	21.702	19.055	283.4	9	1'52.779	36.540	35.269	21.767	19.203	281.2
10	1'52.363	36.411	35.046	21.773	19.133	282.3	10	1'52.962	36.573	35.113	21.863	19.413	282.3
11	1'52.688	36.647	35.046	21.839	19.156	283.4	11	1'53.006	36.606	35.104	22.067	19.229	281.2
12	1'53.224	36.495	35.023	21.880	19.826	282.3	12	1'54.428	36.690	35.137	22.220	20.381	286.8
<b>2nd 14 Tony ARBOLINO</b> Elf Marc VDS Racing ITA													
Runs=1 Total laps=12 Full laps=11 Valid laps=11													
1	1'53.915	37.738	35.283	21.674	19.220	277.9	1	1'56.428	38.919	35.985	21.855	19.669	289.1
2	1'53.023	37.075	35.046	21.782	19.120	281.2	2	1'53.204	36.834	35.534	21.676	19.160	285.7
3	1'52.646	36.605	35.112	21.733	19.196	281.2	3	1'52.863	36.585	35.302	21.646	19.330	283.4
4	1'52.278	36.405	35.004	21.772	19.097	282.3	4	1'52.812	36.712	35.216	21.600	19.284	285.7
5	1'52.330	36.293	34.965	21.831	19.241	281.2	5	1'52.953	36.600	35.307	21.782	19.264	284.5
6	1'52.548	36.422	35.125	21.811	19.190	282.3	6	1'52.751	36.709	35.162	21.618	19.262	282.3
7	1'52.501	36.422	35.073	21.816	19.190	283.4	7	1'52.801	36.581	35.231	21.739	19.250	285.7
8	1'52.455	36.461	34.939	21.830	19.225	283.4	8	1'53.204 *	36.788	35.277	21.827	19.312*	283.4
9	1'52.611	36.461	35.142	21.825	19.183	283.4	9	1'52.604	36.669	35.107	21.659	19.169	281.2
10	1'52.993	36.540	35.250	21.895	19.308	282.3	10	1'52.612	36.669	35.101	21.680	19.162	282.3
11	1'52.887	36.519	35.094	22.006	19.268	283.4	11	1'52.563	36.631	35.067	21.678	19.187	282.3
12	1'53.200	36.569	35.263	22.037	19.331	282.3	12	1'52.952	36.717	35.266	21.724	19.245	281.2
<b>3rd 16 Joe ROBERTS</b> Italtrans Racing Team USA													
Runs=1 Total laps=12 Full laps=11 Valid laps=8													
1	1'54.384	38.181	35.369	21.509	19.325	283.4	1	1'55.566	38.314	36.052	21.797	19.403	281.2
2	1'52.881	36.946	35.302	21.415	19.218	284.5	2	1'53.088	36.868	35.395	21.704	19.121	283.4
3	1'52.809	36.668	35.405	21.478	19.258	284.5	3	1'53.171	36.891	35.320	21.794	19.166	282.3
4	1'52.769 *	36.700	35.227	21.537	19.305*	282.3	4	1'52.913	36.758	35.255	21.696	19.204	280.1
5	1'52.729	36.674	35.234	21.559	19.262	283.4	5	1'53.074	36.667	35.292	21.917	19.198	280.1
6	1'52.897 *	36.521	35.243	21.588	19.545*	285.7	6	1'52.947	36.556	35.327	21.854	19.210	281.2
7	1'53.037	36.998	35.232	21.563	19.244	282.3	7	1'52.917	36.641	35.251	21.799	19.226	282.3
8	1'52.832	36.670	35.152	21.756	19.254	283.4	8	1'53.517	36.678	35.331	21.923	19.585	281.2
9	1'52.819	36.688	35.304	21.623	19.204	281.2	9	1'53.613	36.859	35.458	21.914	19.382	282.3
10	1'52.723	36.596	35.097	21.641	19.389	282.3	10	1'53.258	36.683	35.375	21.920	19.280	281.2
11	1'52.708	36.632	35.151	21.681	19.244	284.5	11	1'53.570	36.766	35.466	21.978	19.360	281.2
12	1'53.762 *	36.797	35.466	22.052*	19.447	279.0	12	1'53.647	36.827	35.449	21.979	19.392	280.1
<b>4th 11 Sergio GARCIA</b> Pons Wegow Los40 SPA													
Runs=1 Total laps=12 Full laps=11 Valid laps=10													
1	1'54.016	37.345	35.552	21.689	19.430	277.9	1	1'54.016	37.345	35.552	21.689	19.430	277.9
2	1'53.143	37.109	35.156	21.639	19.239	284.5	2	1'53.143	37.109	35.156	21.639	19.239	284.5
3	1'52.737	36.573	35.261	21.661	19.242	283.4	3	1'52.737	36.573	35.261	21.661	19.242	283.4
4	1'52.782	36.560	35.313	21.653	19.256	282.3	4	1'52.782	36.560	35.313	21.653	19.256	282.3
5	1'52.726	36.598	35.143	21.755	19.230	281.2	5	1'52.726	36.598	35.143	21.755	19.230	281.2
6	1'52.903	36.563	35.134	21.782	19.424	282.3	6	1'52.903	36.563	35.134	21.782	19.424	282.3
7	1'52.734 *	36.488	35.108	21.800	19.338*	283.4	7	1'52.734 *	36.488	35.108	21.800	19.338*	283.4
8	1'53.005	36.663	35.270	21.797	19.275	282.3	8	1'53.005	36.663	35.270	21.797	19.275	282.3
9	1'52.779	36.540	35.269	21.767	19.203	281.2	9	1'52.779	36.540	35.269	21.767	19.203	281.2
10	1'52.962	36.573	35.113	21.863	19.413	282.3	10	1'52.962	36.573	35.113	21.863	19.413	282.3
11	1'53.006	36.606	35.104	22.067	19.229	281.2	11	1'53.006	36.606	35.104	22.067	19.229	281.2
12	1'54.428	36.690	35.137	22.220	20.381	286.8	12	1'54.428	36.690	35.137	22.220	20.381	286.8
<b>5th 18 Manuel GONZALEZ</b> Correos Prepagos Yam SPA													
Runs=1 Total laps=12 Full laps=11 Valid laps=10													
1	1'56.428	38.919	35.985	21.855	19.669	289.1	1	1'56.428	38.919	35.985	21.855	19.669	289.1
2	1'53.204	36.834	35.534	21.676	19.160	285.7	2	1'53.204	36.834	35.534	21.676	19.160	285.7
3	1'52.863	36.585	35.302	21.646	19.330	283.4	3	1'52.863	36.585	35.302	21.646	19.330	283.4
4	1'52.812	36.712	35.216	21.600	19.284	285.7	4	1'52.812	36.712	35.216	21.600	19.284	285.7
5	1'52.953	36.600	35.307	21.782	19.264	284.5	5	1'52.953	36.600	35.307	21.782	19.264	284.5
6	1'52.751	36.709	35.162	21.618	19.262	282.3	6	1'52.751	36.709	35.162	21.618	19.262	282.3
7	1'52.801	36.581	35.231	21.739	19.250	285.7	7	1'52.801	36.581	35.231	21.739	19.250	285.7
8	1'53.204 *	36.788	35.277	21.827	19.312*	283.4	8	1'53.204 *	36.788	35.277	21.827	19.312*	283.4
9	1'52.604	36.669	35.107	21.659	19.169	281.2	9	1'52.604	36.669	35.107	21.659	19.169	281.2
10	1'52.612	36.669	35.101	21.680	19.162	282.3	10	1'52.612	36.669	35.101	21.680	19.162	282.3
11	1'52.563	36.631	35.067	21.678	19.187	282.3	11	1'52.563	36.631	35.067	21.678	19.187	282.3
12	1'52.952	36.717	35.266	21.724	19.245	281.2	12	1'52.952	36.717	35.266	21.724	19.245	281.2
<b>6th 84 Zonta VD GOORBE</b> Fieten Olie Racing GP NED													
Runs=1 Total laps=12 Full laps=11 Valid laps=11													
1	1'55.566	38.314	36.052	21.797	19.403	281.2	1	1'55.566	38.314	36.052	21.797	19.403	281.2
2	1'53.088	36.868	35.395	21.704	19.121	283.4	2	1'53.088	36.868	35.395	21.704	19.121	283.4
3	1'53.171	36.891	35.320	21.794	19.166	282.3	3	1'53.171	36.891	35.320	21.794	19.166	282.3
4	1'52.913	36.758	35.255	21.696	19.204	280.1	4	1'52.913	36.758	35.255	21.696	19.204	280.1
5	1'53.074	36.667	35.292	21.917	19.198	280.1	5	1'53.074	36.667	35.292	21.917	19.198	280.1
6	1'52.947	36.556	35.327	21.854	19.210	281.2	6	1'52.947	36.556	35.327	21.854	19.210	281.2
7	1'52.917	36.641	35.251	21.799	19.226	282.3	7	1'52.917	36.641	35.251	21.799	19.226	282.3
8	1'53.517	36.678	35.331	21.923	19.585	281.2	8	1'53.517	36.678	35.331	21.923	19.585	281.2
9	1'53.613	36.859	35.458	21.914	19.382	282.3	9	1'53.613	36.859	35.458	21.914	19.382	282.3
10	1'53.258	36.683	35.375	21.920	19.280	281.2	10	1'53.258	36.683	35.375	21.920	19.280	281.2
11	1'53.570	36.766	35.466	21.978	19.360	281.2	11	1'53.570	36.766	35.466	21.978	19.360	281.2
12	1'53.647	36.827	35.449	21.979	19.392	280.1	12	1'53.647	36.827	35.449	21.979	19.392	280.1

**Fastest Lap:** Pedro ACOSTA Red Bull KTM Ajo SPA 1'52.104 36.537 35.024 21.513 19.030

These data/results cannot be reproduced, stored and/or transmitted in whole or in part by any manner of electronic, mechanical, photocopying, recording, broadcasting or otherwise now known or herein after developed without the previous express consent by the copyright owner, except for reproduction in daily press and regular printed publications on sale to the public within 60 days of the event related to those data/results and always provided that copyright symbol appears together as follows below.  
 © DORNA, 2023

## Race

## Moto2

Lap	Lap Time	T1	T2	T3	T4	Speed	Lap	Lap Time	T1	T2	T3	T4	Speed	
<b>7th</b>	<b>15</b>	<b>Darryn BINDER</b> Liqui Moly Husqvarna RSA						10	<b>1'53.430</b>	36.758	35.419	21.890	19.363	284.5
		Runs=1	Total laps=12	Full laps=11	Valid laps=10		11	<b>1'53.309</b>	36.769	35.231	21.957	19.352	282.3	
							12	<b>1'53.378</b>	36.645	35.336	21.976	19.421	282.3	
1	1'55.293	38.317	35.959	21.713	19.304	281.2								
2	<b>1'53.151</b>	36.931	35.346	<u>21.680</u>	<u>19.194</u>	283.4								
3	<b>1'53.668</b>	36.725	35.540	21.895	19.508	282.3								
4	<u>1'52.998</u>	36.652	35.317	21.740	19.289	286.8								
5	<b>1'53.199</b>	36.599	35.365	21.789	19.446	285.7								
6	<b>1'53.227</b>	36.811	35.338	21.736	19.342	286.8								
7	<b>1'53.211</b>	36.618	35.404	21.830	19.359	285.7								
8	<b>1'53.118</b>	36.608	35.228	21.896	19.386	285.7								
9	1'53.129 *	36.618	35.253	21.864	19.394*	284.5								
10	<b>1'53.399</b>	37.021	<u>35.203</u>	21.854	19.321	284.5								
11	<b>1'53.564</b>	<u>36.582</u>	35.554	22.069	19.359	<u>288.0</u>								
12	<b>1'53.531</b>	36.903	35.377	21.959	19.292	285.7								
<b>8th</b>	<b>7</b>	<b>Barry BALTUS</b> Fieten Olie Racing GP BEL												
		Runs=1	Total laps=12	Full laps=11	Valid laps=8									
1	1'55.893	38.555	36.093	21.698	19.547	<u>285.7</u>								
2	<u>1'53.080</u>	37.105	35.285	<u>21.511</u>	<u>19.179</u>	279.0								
3	1'53.334 *	36.866	35.499	21.538	19.431*	280.1								
4	1'53.246 *	36.975	35.404	21.605*	19.262	280.1								
5	<b>1'53.111</b>	36.891	35.334	21.668	19.218	279.0								
6	<b>1'53.230</b>	36.887	35.223	21.654	19.466	280.1								
7	<b>1'53.252</b>	37.014	<u>35.190</u>	21.727	19.321	279.0								
8	<b>1'53.383</b>	36.855	35.364	21.745	19.419	280.1								
9	<b>1'53.146</b>	<u>36.833</u>	35.273	21.713	19.327	279.0								
10	1'53.312 *	36.897	35.246	21.851	19.318*	281.2								
11	<b>1'53.243</b>	36.873	35.282	21.801	19.287	280.1								
12	<b>1'53.839</b>	36.995	35.499	21.882	19.463	281.2								
<b>9th</b>	<b>24</b>	<b>Marcos RAMIREZ</b> OnlyFans American R SPA												
		Runs=1	Total laps=12	Full laps=11	Valid laps=9									
1	1'56.185	38.395	36.120	21.730	19.940	<u>285.7</u>								
2	<b>1'53.765</b>	36.879	35.593	21.978	19.315	283.4								
3	<b>1'53.282</b>	36.942	35.387	<u>21.707</u>	<u>19.246</u>	280.1								
4	<b>1'53.142</b>	36.743	35.361	21.753	19.285	282.3								
5	<b>1'53.173</b>	36.725	35.260	21.794	19.394	279.0								
6	1'53.149 *	<u>36.681</u>	35.299	21.807	19.362*	280.1								
7	<u>1'53.085</u>	36.741	<u>35.222</u>	21.852	19.270	281.2								
8	<b>1'53.183</b>	36.747	35.320	21.810	19.306	281.2								
9	1'53.319 *	36.690	35.277	21.888*	19.464*	281.2								
10	<b>1'53.269</b>	36.819	35.283	21.800	19.367	281.2								
11	<b>1'53.305</b>	36.709	35.379	21.935	19.282	282.3								
12	<b>1'53.565</b>	36.770	35.350	21.842	19.603	281.2								
<b>10th</b>	<b>12</b>	<b>Filip SALAC</b> QJMOTOR Gresini M CZE												
		Runs=1	Total laps=12	Full laps=11	Valid laps=11									
1	1'56.622	39.209	36.134	21.803	19.476	<u>289.1</u>								
2	<b>1'53.538</b>	37.023	35.481	21.784	19.250	282.3								
3	<b>1'53.437</b>	36.833	35.709	<u>21.625</u>	19.270	283.4								
4	<b>1'53.372</b>	36.981	35.206	21.806	19.379	282.3								
5	<b>1'53.390</b>	36.662	35.347	21.877	19.504	281.2								
6	<b>1'53.028</b>	36.667	35.231	21.774	19.356	281.2								
7	<b>1'53.197</b>	36.719	35.305	21.798	19.375	282.3								
8	<u>1'52.939</u>	36.726	<u>35.196</u>	21.788	<u>19.229</u>	282.3								
9	<b>1'52.994</b>	<u>36.618</u>	35.269	21.756	19.351	282.3								
<b>11th</b>	<b>71</b>	<b>Dennis FOGGIA</b> Italtrans Racing Team ITA												
		Runs=1	Total laps=12	Full laps=11	Valid laps=9									
1	1'57.028	39.107	36.711	21.816	19.394	<u>289.1</u>								
2	<b>1'53.964</b>	37.073	35.761	21.722	19.408	285.7								
3	1'53.500 *	36.954	35.703	<u>21.562</u>	19.281*	286.8								
4	<b>1'53.309</b>	36.780	35.538	21.670	19.321	288.0								
5	1'53.092 *	36.706	35.271	21.714	19.401*	283.4								
6	<b>1'53.003</b>	<u>36.621</u>	35.279	21.725	19.378	283.4								
7	<b>1'53.022</b>	36.628	35.272	21.759	19.363	284.5								
8	<b>1'53.024</b>	36.744	35.347	21.664	<u>19.269</u>	284.5								
9	<u>1'52.925</u>	36.701	<u>35.183</u>	21.710	19.331	284.5								
10	<b>1'53.260</b>	36.716	35.361	21.794	19.389	285.7								
11	<b>1'53.329</b>	36.673	35.374	21.910	19.372	288.0								
12	<b>1'53.650</b>	36.803	35.450	21.805	19.592	283.4								
<b>12th</b>	<b>54</b>	<b>Fermín ALDEGUER</b> GT Trevisan SpeedUp SPA												
		Runs=1	Total laps=12	Full laps=11	Valid laps=10									
1	1'56.818	39.303	36.362	21.782	19.371	<u>290.3</u>								
2	<b>1'54.009</b>	37.035	35.800	21.748	19.426	288.0								
3	<b>1'53.489</b>	36.959	35.653	<u>21.626</u>	19.251	284.5								
4	1'53.587 *	36.802	35.604	21.636	19.545*	286.8								
5	<b>1'53.658</b>	36.898	35.609	21.867	19.284	284.5								
6	<b>1'53.185</b>	36.714	35.514	21.631	19.326	283.4								
7	<b>1'53.269</b>	36.733	35.470	21.827	<u>19.239</u>	283.4								
8	<b>1'53.173</b>	<u>36.694</u>	35.412	21.725	19.342	283.4								
9	<b>1'53.150</b>	36.756	35.392	21.725	19.277	283.4								
10	<b>1'53.090</b>	36.776	35.343	21.706	19.265	283.4								
11	<u>1'52.978</u>	36.696	<u>35.295</u>	21.742	19.245	283.4								
12	<b>1'53.489</b>	36.889	35.363	21.821	19.416	283.4								
<b>13th</b>	<b>28</b>	<b>Izan GUEVARA</b> Inde GASGAS Aspar SPA												
		Runs=1	Total laps=12	Full laps=11	Valid laps=10									
1	1'57.919	39.995	36.292	21.966	19.666	<u>288.0</u>								
2	<b>1'53.578</b>	36.827	35.558	21.792	19.401	283.4								
3	<b>1'53.335</b>	36.706	35.660	<u>21.742</u>	<u>19.227</u>	284.5								
4	<b>1'53.585</b>	36.630	35.663	21.933	19.359	288.0								
5	<b>1'53.515</b>	36.569	35.659	21.903	19.384	288.0								
6	<b>1'53.204</b>	36.683	35.407	21.857	19.257	284.5								
7	<b>1'53.453</b>	36.606	35.620	21.896	19.331	286.8								
8	<u>1'53.162</u>	<u>36.537</u>	35.480	21.853	19.292	285.7								
9	1'53.155 *	36.623	<u>35.320</u>	21.895*	19.317	285.7								
10	<b>1'53.213</b>	36.667	35.422	21.816	19.308	284.5								
11	<b>1'53.459</b>	36.722	35.482	21.922	19.333	284.5								
12	<b>1'53.516</b>	36.625	35.575	21.964	19.352	284.5								
<b>14th</b>	<b>75</b>	<b>Albert ARENAS</b> Red Bull KTM Ajo SPA												
		Runs=1	Total laps=12	Full laps=11	Valid laps=10									
1	1'58.287	40.063	36.532	22.210	19.482	284.5								



# Race

# Moto2

Lap	Lap Time	T1	T2	T3	T4	Speed	Lap	Lap Time	T1	T2	T3	T4	Speed
6	<b>1'53.883</b>	36.903	35.817	21.904	19.259	283.4	2	1'54.691 *	37.751	35.679	21.894	19.367*	277.9
7	<b>1'53.661</b>	36.796	35.740	21.886	<u>19.239</u>	282.3	3	<b>1'54.095</b>	37.155	35.586	21.890	19.464	277.9
8	1'53.454 *	36.943	<u>35.331</u>	21.907*	19.273	281.2	4	<u>1'53.882</u>	<u>36.937</u>	35.701	<u>21.783</u>	19.461	282.3
9	<u>1'53.589</u>	36.860	35.567	<u>21.861</u>	19.301	281.2	5	<b>1'56.680</b>	36.957	35.836	21.859	22.028	281.2
10	<b>1'53.779</b>	36.841	35.508	21.984	19.446	283.4	6	<b>1'54.189</b>	37.164	35.732	21.910	19.383	276.9
11	<b>1'53.941</b>	36.927	35.684	22.052	19.278	284.5	7	1'54.047 *	37.044	35.550	22.011	19.442*	279.0
12	<b>1'53.644</b>	36.880	35.456	22.013	19.295	279.0	8	<b>1'58.572</b>	37.020	40.032	22.101	19.419	277.9
<b>15th 4 Sean Dylan KELLY</b> Forward Team USA Runs=1 Total laps=12 Full laps=11 Valid laps=11							9	<b>1'54.534</b>	37.310	35.671	22.166	19.387	275.8
1	1'57.268	39.430	36.561	21.844	19.433	<u>289.1</u>	10	<b>1'54.539</b>	37.319	35.693	22.137	19.390	274.8
2	<b>1'54.092</b>	37.056	35.734	21.907	19.395	282.3	11	<b>1'54.253</b>	37.283	<u>35.498</u>	22.093	<u>19.379</u>	275.8
3	<b>1'53.963</b>	37.165	35.758	<u>21.769</u>	<u>19.271</u>	282.3	12	<b>1'54.699</b>	37.375	35.694	22.031	19.599	274.8
4	<u>1'53.536</u>	36.841	<u>35.543</u>	21.834	19.318	281.2	<b>19th 22 Sam LOWES</b> Elf Marc VDS Racing GBR Runs=1 Total laps=12 Full laps=11 Valid laps=9						
5	<b>1'53.957</b>	36.933	35.700	21.946	19.378	280.1	1	2'39.729	38.666	1'19.138	22.691	19.234	<u>288.0</u>
6	<b>1'53.659</b>	<u>36.780</u>	35.677	21.848	19.354	280.1	2	<b>1'53.284</b>	37.032	35.436	21.674	19.142	274.8
7	<b>1'53.791</b>	36.833	35.667	21.939	19.352	280.1	3	<b>1'52.444</b>	36.725	35.038	21.656	<u>19.025</u>	279.0
8	<b>1'54.546</b>	36.805	35.631	21.889	20.221	280.1	4	<b>1'58.100</b>	42.248	35.155	21.636	19.061	275.8
9	<b>1'54.072</b>	36.955	35.643	22.065	19.409	279.0	5	<u>1'52.248</u>	<u>36.552</u>	35.048	21.585	19.063	276.9
10	<b>1'54.148</b>	36.988	35.694	22.058	19.408	279.0	6	<b>1'52.363</b>	36.608	35.013	<u>21.568</u>	19.174	279.0
11	<b>1'54.779</b>	36.970	36.120	22.187	19.502	279.0	7	1'52.704 *	36.628	35.102	21.800	19.174*	279.0
12	<b>1'55.319</b>	37.131	36.074	22.359	19.755	280.1	8	1'53.586 *	37.132	35.075	22.181	19.198*	277.9
<b>16th 72 Borja GOMEZ</b> Fantic Racing SPA Runs=1 Total laps=12 Full laps=11 Valid laps=11							9	<b>1'52.410</b>	36.660	35.007	21.694	19.049	279.0
1	1'59.014	40.289	36.913	22.088	19.724	283.4	10	<b>1'52.499</b>	36.594	<u>34.923</u>	21.872	19.110	279.0
2	<b>1'54.771</b>	37.546	35.908	<u>21.925</u>	<u>19.392</u>	281.2	11	<b>1'52.447</b>	36.559	35.046	21.690	19.152	280.1
3	<b>1'54.108</b>	37.155	35.605	21.936	19.412	283.4	12	<b>1'52.478</b>	36.617	35.087	21.610	19.164	277.9
4	<b>1'54.054</b>	36.839	35.799	21.958	19.458	284.5	<b>20th 33 Rory SKINNER</b> OnlyFans American R GBR Runs=1 Total laps=12 Full laps=11 Valid laps=10						
5	<b>1'54.244</b>	<u>36.819</u>	35.768	22.174	19.483	283.4	1	1'58.660	40.223	36.492	22.234	19.711	<u>285.7</u>
6	<b>1'54.006</b>	36.876	<u>35.567</u>	22.141	19.422	283.4	2	<b>1'56.854</b>	39.739	35.933	<u>21.805</u>	19.377	275.8
7	<u>1'53.968</u>	36.819	35.634	22.051	19.464	283.4	3	<b>1'54.069</b>	37.257	35.552	21.824	19.436	276.9
8	<b>1'54.405</b>	36.826	35.985	22.060	19.534	286.8	4	1'53.503 *	37.004	<u>35.380</u>	21.807	19.312*	277.9
9	<b>1'54.448</b>	36.873	36.076	22.047	19.452	<u>288.0</u>	5	<u>1'53.590</u>	<u>36.923</u>	35.408	21.882	19.377	279.0
10	<b>1'54.395</b>	37.030	35.753	22.115	19.497	284.5	6	<b>1'53.880</b>	37.046	35.489	21.867	19.478	280.1
11	<b>1'54.750</b>	37.016	35.668	22.465	19.601	282.3	7	<b>1'54.051</b>	37.134	35.577	22.021	<u>19.319</u>	281.2
12	<b>1'54.891</b>	36.970	35.844	22.331	19.746	282.3	8	<b>1'54.246</b>	37.010	35.683	22.065	19.488	279.0
<b>17th 67 Alberto SURRA</b> Forward Team ITA Runs=1 Total laps=12 Full laps=11 Valid laps=11							9	<b>1'54.415</b>	37.155	35.757	21.924	19.579	280.1
1	1'57.813	39.554	36.565	22.021	19.673	<u>289.1</u>	10	<b>1'54.361</b>	37.479	35.426	21.914	19.542	277.9
2	<b>1'54.518</b>	37.216	35.741	22.150	19.411	282.3	11	<b>1'54.216</b>	37.158	35.543	22.013	19.502	280.1
3	<b>1'54.165</b>	36.994	35.955	21.820	19.396	279.0	12	<b>2'34.070</b>	36.928	35.583	22.244	59.315	279.0
4	<u>1'53.769</u>	<u>36.909</u>	35.625	<u>21.818</u>	19.417	277.9	<b>21st 79 Ai OGURA</b> IDEMITSU Honda Tea JPN Runs=1 Total laps=11 Full laps=10 Valid laps=9						
5	<b>1'54.026</b>	37.004	<u>35.622</u>	21.951	19.449	280.1	1	4'29.442	38.930	3'08.775	22.307	19.430	<u>284.5</u>
6	<b>1'54.739</b>	37.107	35.894	22.083	19.655	279.0	2	1'54.162 *	37.191	36.126	21.645	19.200*	273.7
7	<b>1'54.289</b>	37.013	35.852	21.980	19.444	282.3	3	<b>1'52.566</b>	<u>36.595</u>	35.199	<u>21.573</u>	19.199	273.7
8	<b>1'54.776</b>	37.527	35.815	21.876	19.558	282.3	4	<u>1'52.458</u>	36.608	<u>35.049</u>	21.671	19.130	274.8
9	<b>1'54.723</b>	37.201	35.988	21.959	19.575	284.5	5	<b>1'52.947</b>	36.951	35.092	21.723	19.181	274.8
10	<b>1'53.897</b>	36.957	35.663	21.957	<u>19.320</u>	282.3	6	<b>1'52.674</b>	36.695	35.080	21.637	19.262	275.8
11	<b>1'54.686</b>	37.117	35.698	22.301	19.570	283.4	7	<b>1'52.864</b>	36.722	35.257	21.767	<u>19.118</u>	273.7
12	<b>1'56.662</b>	36.928	35.741	22.390	21.603	283.4	8	<b>1'52.905</b>	36.914	35.148	21.640	19.203	274.8
<b>18th 64 Bo BENDSNEYDER</b> Pertamina Mandalika NED Runs=1 Total laps=12 Full laps=11 Valid laps=9							9	<b>1'53.131</b>	36.812	35.228	21.874	19.217	273.7
1	1'58.808	40.614	36.450	22.090	19.654	<u>282.3</u>	10	<b>1'53.088</b>	36.893	35.278	21.745	19.172	274.8
							11	<b>1'53.154</b>	36.840	35.354	21.663	19.297	273.7

**Fastest Lap:** Pedro ACOSTA Red Bull KTM Ajo SPA **1'52.104** 36.537 35.024 21.513 19.030

These data/results cannot be reproduced, stored and/or transmitted in whole or in part by any manner of electronic, mechanical, photocopying, recording, broadcasting or otherwise now known or herein after developed without the previous express consent by the copyright owner, except for reproduction in daily press and regular printed publications on sale to the public within 60 days of the event related to those data/results and always provided that copyright symbol appears together as follows below.  
© DORNA, 2023

## Race

## Moto2

Lap	Lap Time	T1	T2	T3	T4	Speed	Lap	Lap Time	T1	T2	T3	T4	Speed	
<b>22nd</b>	<b>21</b>	<b>Alonso LOPEZ</b> GT Trevisan SpeedUp SPA						3	<b>3'07.217</b>	36.553	1'46.897	22.520	21.247	286.8
		Runs=1	Total laps=11	Full laps=10	Valid laps=10			unfinished	37.468	35.796			273.7	
1	1'54.286	37.746	35.617	21.559	19.364	277.9								
2	<b>1'53.387</b>	37.207	35.352	21.652	19.176	285.7								
3	<b>4'54.410</b>	36.678	3'33.422	24.104	20.206	282.3								
4	<b>1'54.819</b>	37.676	35.767	21.998	19.378	274.8								
5	<b>1'53.348</b>	36.874	35.390	21.816	19.268	280.1								
6	<b>1'53.343</b>	36.678	35.319	21.799	19.547	280.1								
7	<b>1'53.261</b>	36.757	35.324	21.843	19.337	280.1								
8	<b>1'53.218</b>	36.750	35.300	21.850	19.318	281.2								
9	<b>1'53.255</b>	36.891	35.213	21.924	19.227	281.2								
10	<b>1'52.978</b>	36.713	35.172	21.872	19.221	280.1								
11	<b>1'53.851</b>	36.644	35.315	21.984	19.908	280.1								

Lap	Lap Time	T1	T2	T3	T4	Speed	
<b>27th</b>	<b>40</b>	<b>Aron CANET</b> Pons Wegow Los40 SPA					
		Runs=1	Total laps=1	Full laps=0	Valid laps=0		
1	2'50.431	P	39.264	21.611	21.903	27.653	291.4

Lap	Lap Time	T1	T2	T3	T4	Speed	
<b>23rd</b>	<b>23</b>	<b>Taiga HADA</b> Pertamina Mandalika JPN					
		Runs=1	Total laps=9	Full laps=8	Valid laps=8		
1	8'47.643	38.158	36.857	22.570	19.368	273.7	
2	<b>1'54.420</b>	36.923	35.836	22.291	19.370	277.9	
3	<b>1'53.875</b>	36.804	35.621	22.190	19.260	279.0	
4	<b>1'53.822</b>	36.724	35.477	22.305	19.316	279.0	
5	<b>1'54.333</b>	37.016	35.822	22.272	19.223	277.9	
6	<b>1'53.885</b>	36.897	35.621	22.198	19.169	276.9	
7	<b>1'54.109</b>	36.909	35.490	22.219	19.491	276.9	
8	<b>1'54.123</b>	36.929	35.677	22.254	19.263	276.9	
9	<b>1'54.063</b>	36.745	35.596	22.281	19.441	275.8	

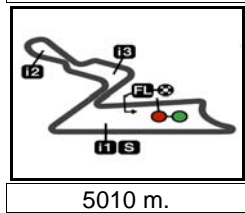
Lap	Lap Time	T1	T2	T3	T4	Speed	
<b>24th</b>	<b>5</b>	<b>Kohta NOZANE</b> Correos Prepagos Yam JPN					
		Runs=1	Total laps=11	Full laps=10	Valid laps=9		
1	1'58.141	39.971	36.516	22.112	19.542	279.0	
2	<b>1'54.390</b>	37.112	35.780	22.003	19.495	280.1	
3	<b>1'54.368</b>	37.160	35.908	21.889	19.411	282.3	
4	<b>1'54.011</b>	37.078	35.557	21.898	19.478	277.9	
5	<b>1'54.342</b>	37.009	35.996	21.977	19.360	279.0	
6	<b>1'54.012</b>	37.092	35.491	21.915	19.514	279.0	
7	<b>1'54.227</b>	36.969	35.840	21.952	19.466	281.2	
8	<b>1'54.254</b>	37.143	35.543	22.163	19.405	276.9	
9	1'54.663 *	37.485	35.598	22.134	19.446*	274.8	
10	<b>1'53.990</b>	37.064	35.478	22.067	19.381	274.8	
11	<b>1'54.731</b>	37.362	35.626	22.253	19.490	274.8	
	unfinished	37.097	35.703	22.576		274.8	

Lap	Lap Time	T1	T2	T3	T4	Speed	
<b>25th</b>	<b>52</b>	<b>Jeremy ALCOBA</b> QJMOTOR Gresini M SPA					
		Runs=1	Total laps=8	Full laps=7	Valid laps=5		
1	1'56.061	38.579	36.262	21.742	19.478	288.0	
2	<b>1'54.367</b>	37.753	35.568	21.711	19.335	283.4	
3	<b>1'53.501</b>	36.964	35.634	21.619	19.284	282.3	
4	1'53.310 *	36.892	35.409	21.596	19.413*	280.1	
5	<b>1'53.069</b>	36.716	35.442	21.688	19.223	280.1	
6	1'56.910 *	40.389	35.656	21.668	19.197*	279.0	
7	<b>1'53.307</b>	36.876	35.441	21.644	19.346	279.0	
8	<b>1'53.711</b>	36.914	35.525	21.666	19.606	277.9	

Lap	Lap Time	T1	T2	T3	T4	Speed	
<b>26th</b>	<b>96</b>	<b>Jake DIXON</b> Inde GASGAS Aspar GBR					
		Runs=1	Total laps=3	Full laps=2	Valid laps=2		
1	1'54.639	37.722	36.084	21.671	19.162	281.2	
2	<b>1'53.232</b>	36.906	35.492	21.626	19.208	286.8	

**Fastest Lap:** Pedro ACOSTA Red Bull KTM Ajo SPA **1'52.104** 36.537 35.024 21.513 19.030

These data/results cannot be reproduced, stored and/or transmitted in whole or in part by any manner of electronic, mechanical, photocopying, recording, broadcasting or otherwise now known or herein after developed without the previous express consent by the copyright owner, except for reproduction in daily press and regular printed publications on sale to the public within 60 days of the event related to those data/results and always provided that copyright symbol appears together as follows below.  
© DORNA, 2023



# IndianOil GRAND PRIX OF INDIA

## Race

### Analysis by Lap

**35**

Num Lap Time Gap

Num	Lap	Time	Gap	Num	Lap	Time	Gap	Num	Lap	Time	Gap
<b>Lap 1</b>											
37	1	1'53.257		14	1	1'52.646	1.915	15	1	1'53.199	6.081
14	1	1'53.915	0.658	11	1	1'52.737	2.227	7	1	1'53.111	6.436
11	1	1'54.016	0.759	16	1	1'52.809	2.405	24	1	1'53.173	7.319
21	1	1'54.286	1.029	84	1	1'53.171	4.156	52	1	1'53.069	8.080
16	1	1'54.384	1.127	15	1	1'53.668	4.443	12	1	1'53.390	8.131
96	1	1'54.639	1.382	7	1	1'53.334	4.638	71	1	1'53.092	8.665
15	1	1'55.293	2.036	18	1	1'52.863	4.826	54	1	1'53.658	9.333
84	1	1'55.566	2.309	24	1	1'53.282	5.563	28	1	1'53.515	9.704
7	1	1'55.893	2.636	12	1	1'53.437	5.928	4	1	1'53.957	10.588
52	1	1'56.061	2.804	52	1	1'53.501	6.260	67	1	1'54.026	12.063
24	1	1'56.185	2.928	54	1	1'53.489	6.647	75	1	1'53.602	12.582
18	1	1'56.428	3.171	71	1	1'53.500	6.823	5	1	1'54.342	13.024
12	1	1'56.622	3.365	28	1	1'53.335	7.163	72	1	1'54.244	13.963
54	1	1'56.818	3.561	4	1	1'53.963	7.654	33	1	1'53.590	14.448
71	1	1'57.028	3.771	67	1	1'54.165	8.827	64	1	1'56.680	15.928
4	1	1'57.268	4.011	5	1	1'54.368	9.230	22	1	1'52.248	53.577
67	1	1'57.813	4.556	75	1	1'54.607	9.645	79	1	1'52.947	2'39.347
28	1	1'57.919	4.662	64	1	1'54.095	9.925	21	1	1'53.348	3'08.022
5	1	1'58.141	4.884	72	1	1'54.108	10.224	23	1	1'54.333	7'01.865
75	1	1'58.287	5.030	33	1	1'54.069	11.914	<b>Lap 6</b>			
33	1	1'58.660	5.403	22	1	1'52.444	47.788	37	6	1'52.237	
64	1	1'58.808	5.551	96	1	3'07.217	1'17.419	14	6	1'52.548	2.275
72	1	1'59.014	5.757	79	6	1'52.566	2'38.501	11	6	1'52.903	3.842
22	1	2'39.729	46.472	21	6	1'54.410	3'04.414	16	6	1'52.897	4.004
40	1	2'50.431	57.174	23	6	1'53.875	6'58.269	84	6	1'52.947	6.294
79	1	4'29.442	2'36.185	<b>Lap 4</b>				18	6	1'52.751	6.546
23	1	8'47.643	6'54.386	37	4	1'52.213		15	6	1'53.227	7.071
<b>Lap 2</b>											
37	2	1'52.104		14	4	1'52.278	1.980	7	6	1'53.230	7.429
14	2	1'53.023	1.577	11	4	1'52.782	2.796	24	6	1'53.149	8.231
11	2	1'53.143	1.798	16	4	1'52.769	2.961	12	6	1'53.028	8.922
16	2	1'52.881	1.904	84	4	1'52.913	4.856	71	6	1'53.003	9.431
21	2	1'53.387	2.312	15	4	1'52.998	5.228	54	6	1'53.185	10.281
96	2	1'53.232	2.510	18	4	1'52.812	5.425	28	6	1'53.204	10.671
15	2	1'53.151	3.083	7	4	1'53.246	5.671	4	6	1'53.659	12.010
84	2	1'53.088	3.293	24	4	1'53.142	6.492	52	6	1'56.910	12.753
7	2	1'53.080	3.612	12	4	1'53.372	7.087	75	6	1'53.883	14.228
18	2	1'53.204	4.271	52	4	1'53.310	7.357	67	6	1'54.739	14.565
24	2	1'53.765	4.589	71	4	1'53.309	7.919	5	6	1'54.012	14.799
12	2	1'53.538	4.799	54	4	1'53.587	8.021	72	6	1'54.006	15.732
52	2	1'54.367	5.067	28	4	1'53.585	8.535	33	6	1'53.880	16.091
54	2	1'54.009	5.466	4	4	1'53.536	8.977	64	6	1'54.189	17.880
71	2	1'53.964	5.631	67	4	1'53.769	10.383	22	6	1'52.363	53.703
4	2	1'54.092	5.999	5	4	1'54.011	11.028	79	6	1'52.674	2'39.784
28	2	1'53.578	6.136	75	4	1'53.894	11.326	21	6	1'53.343	3'09.128
67	2	1'54.518	6.970	64	4	1'53.882	11.594	23	6	1'53.885	7'03.513
5	2	1'54.390	7.170	72	4	1'54.054	12.065	<b>Lap 7</b>			
75	2	1'54.420	7.346	33	4	1'53.503	13.204	37	7	1'52.425	
64	2	1'54.691	8.138	22	4	1'58.100	53.675	14	7	1'52.501	2.351
72	2	1'54.771	8.424	79	4	1'52.458	2'38.746	11	7	1'52.734	4.151
33	2	1'56.854	10.153	21	4	1'54.819	3'07.020	16	7	1'53.037	4.616
22	2	1'53.284	47.652	23	4	1'53.822	6'59.878	84	7	1'52.917	6.786
79	2	1'54.162	2'38.243	<b>Lap 5</b>				18	7	1'52.801	6.922
23	2	1'54.420	6'56.702	37	5	1'52.346		15	7	1'53.211	7.857
<b>Lap 3</b>											
37	3	1'52.308		14	5	1'52.330	1.964	7	7	1'53.252	8.256
<b>Lap 8</b>											
37	8	1'52.426		11	5	1'52.726	3.176	24	7	1'53.085	8.891
14	8	1'52.455	2.380	16	5	1'52.729	3.344	12	7	1'53.197	9.694
11	8	1'53.005	4.730	84	5	1'53.074	5.584	71	7	1'53.022	10.028
16	8	1'52.832	5.022	18	5	1'52.953	6.032	54	7	1'53.269	11.125
18	8	1'53.204	7.700	<b>Lap 9</b>				37	8	1'52.253	
84	8	1'53.517	7.877	37	8	1'52.253		14	8	1'52.611	2.738
15	8	1'53.118	8.549	14	8	1'52.611	2.738	11	8	1'52.779	5.256
7	8	1'53.383	9.213	11	8	1'52.819	5.588	16	8	1'52.819	5.588
24	8	1'53.183	9.648	18	8	1'52.604	8.051	18	8	1'52.604	8.051
12	8	1'52.939	10.207	84	8	1'53.613	9.237	84	8	1'53.613	9.237
71	8	1'53.024	10.626	15	8	1'53.129	9.425	15	8	1'53.129	9.425
54	8	1'53.173	11.872	7	8	1'53.146	10.106	7	8	1'53.146	10.106
28	8	1'53.162	12.435	24	8	1'53.319	10.714	24	8	1'53.319	10.714
52	8	1'53.711	14.920	12	8	1'52.994	10.948	12	8	1'52.994	10.948
4	8	1'54.546	15.496	71	8	1'52.925	11.298	71	8	1'52.925	11.298
75	8	1'53.454	16.492	54	8	1'53.150	12.769	54	8	1'53.150	12.769
5	8	1'54.254	18.429	28	8	1'53.155	13.337	28	8	1'53.155	13.337
67	8	1'54.776	18.779	4	8	1'54.072	17.315	4	8	1'54.072	17.315
72	8	1'54.405	19.254	75	8	1'53.589	17.828	75	8	1'53.589	17.828
33	8	1'54.246	19.537	5	8	1'54.663	20.839	5	8	1'54.663	20.839
64	8	1'58.572	25.648	67	8	1'54.723	21.249	67	8	1'54.723	21.249
22	8	1'53.586	55.142	72	8	1'54.448	21.449	72	8	1'54.448	21.449
79	8	1'52.905	2'40.702	<b>Lap 10</b>				37	10	1'52.363	
21	8	1'53.218	3'10.756	37	10	1'52.363		14	10	1'52.993	3.368
23	8	1'54.123	7'06.894	11	10	1'52.962	5.855	11	10	1'52.962	5.855
<b>Lap 9</b>											
37	9	1'52.253		16	10	1'52.723	5.948	16	10	1'52.723	5.948
14	9	1'52.611	2.738	18	10	1'52.612	8.300	18	10	1'52.612	8.300
11	9	1'52.779	5.256	84	10	1'53.258	10.132	84	10	1'53.258	10.132
16	9	1'52.819	5.588	15	10	1'53.399	10.461	15	10	1'53.399	10.461
18	9	1'52.604	8.051	7	10	1'53.312	11.055	7	10	1'53.312	11.055
84	9	1'53.613	9.237	24	10	1'53.269	11.620	24	10	1'53.269	11.620
15	9	1'53.129	9.425	12	10	1'53.430	12.015	12	10	1'53.430	12.015
7	9	1'53.146	10.106	71	10	1'53.260	12.195	71	10	1'53.260	12.195
24	9	1'53.319	10.714	54	10	1'53.090	13.496	54	10	1'53.090	13.496
12	9	1'52.994	10.948	28	10	1'53.213	14.187	28	10	1'53.213	14.187
71	9	1'52.925	11.298	4	10	1'54.148	19.100	4	10	1'54.148	19.100
54	9	1'53.150	12.769	75	10	1'53.779	19.244	75	10	1'53.779	19.244
28	9	1'53.155	13.337	5	10	1'53.990	22.466	5	10	1'53.990	22.466
4	9	1'54.072	17.315	67	10	1'53.897	22.783	67	10	1'53.897	22.783
75	9	1'53.589	17.828	72	10	1'54.395	23.481	72	10	1'54.395	23.481
5	9	1'54.663	20.839	33	10	1'54.361	23.697	33	10	1'54.361	23.697
67	9	1'54.723	21.249	64	10	1'54.539	30.105	64	10	1'54.539	30.105
72	9	1'54.448	21.449	22	10	1'52.499	55.435	22	10	1'52.499	55.435
<b>Lap 11</b>											
37	11	1'52.688		79	10	1'53.088	2'42.305	79	10	1'53.088	2'42.305
14	11	1'52.887	3.567	21	10	1'52.978	3'12.373	21	10	1'52.978	3'12.373
16	11	1'52.708	5.968	<b>Lap 12</b>				37	11	1'52.688	

<i>Num</i>	<i>Lap Time</i>	<i>Gap</i>
16	1'53.762	6.506
11	1'54.428	7.377
18	1'52.952	7.903
84	1'53.647	11.437
15	1'53.531	11.644
7	1'53.839	12.225
24	1'53.565	12.578
12	1'53.378	12.790
71	1'53.650	13.262
54	1'53.489	14.051
28	1'53.516	15.250
75	1'53.644	20.917
4	1'55.319	23.286
72	1'54.891	27.210
67	1'56.662	28.219
64	1'54.699	33.145
22	1'52.478	54.448
33	2'34.070	1'06.071

Lapped rider

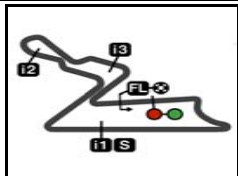
These data/results cannot be reproduced, stored and/or transmitted in whole or in part by any manner of electronic, mechanical, photocopying, recording, broadcasting or otherwise now known or herein after developed without the previous express consent by the copyright owner, except for reproduction in daily press and regular printed publications on sale to the public within 60 days of the event related to those data/results and always provided that copyright symbol appears together as follows below.

© DORNA, 2023

Official MotoGP Timing by **TISSOT**  
[www.motogp.com](http://www.motogp.com)

**Greater Noida, Sunday, September 24, 2023** Page 2 of 2





# IndianOil GRAND PRIX OF INDIA

Moto2™

**36**

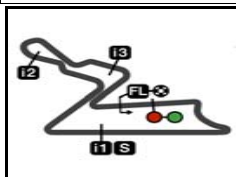
5010 m.

## 2023 Rookie of the Year Classification

Rider	Nation	Points	Leader	Previous	POR	ARG	AME	SPA	FRA	ITA	GER	NED	GBR	AUT	CAT	RSM	IND	JPN	INA	AUS	THA	MAL	QAT	VAL
1 <b>GARCIA Sergio</b>	SPA	<b>76</b>			1	11	-	5	6	6	5	3	-	8	13	5	13							
2 <b>BINDER Darryn</b>	RSA	<b>22</b>	54	54	-	10	-	-	-	-	-	2	1	-	-	-	9							
3 <b>FOGGIA Dennis</b>	ITA	<b>18</b>	58	4	-	-	2	-	2	3	1	-	-	5	-	-	5							
4 <b>GUEVARA Izan</b>	SPA	<b>6</b>	70	12	-	-	-	-	-	-	-	-	-	3	-	-	3							

These data/results cannot be reproduced, stored and/or transmitted in whole or in part by any manner of electronic, mechanical, photocopying, recording, broadcasting or otherwise now known or herein after developed without the previous express consent by the copyright owner, except for reproduction in daily press and regular printed publications on sale to the public within 60 days of the event related to those data/results and always provided that copyright symbol appears together as follows below.  
© DORNA, 2023





5010 m.

**2023 Riders Performance**

(Qualifying Position - Starting Position - Race Position)

**37**

Rider	Points	POR	ARG	AME	SPA	FRA	ITA	GER	NED	GBR	AUT	CAT	RSM	IND	JPN	INA	AUS	THA	MAL	QAT	VAL
1 ACOSTA Pedro	236	3	5	2	2	5	2	1	6	1	1	9	2	2							
		3-1	5-12	2-1	2-2	5-NC	2-1	1-1	6-3	1-3	1-2	9-6	2-1	2-1	-	-	-	-	-	-	-
2 ARBOLINO Tony	197	8	8	8	10	3	10	2	10	4	7	20	9	7							
		8-3	8-1	8-2	10-4	3-1	10-2	2-2	10-7	4-10	7-6	20-17	9-4	7-2	-	-	-	-	-	-	-
3 DIXON Jake	146	12	4	6	3	8	6	3	2	15	4	1	14	1							
		12-6	4-3	-NS	3-6	8-5	6-3	3-3	2-1	15-NL	4-4	1-1	14-12	1-NC	-	-	-	-	-	-	-
4 CANET Aron	116	2	2	7	12	13	1	4	11	6	10	2	4	20							
		2-2	2-4	7-8	12-5	-NS	1-4	4-NC	11-5	6-2	10-NC	2-2	4-NC	20-NC	-	-	-	-	-	-	-
5 LOPEZ Alonso	116	14	1	5	4	2	9	5	1	5	11	7	6	6							
		14-NC	1-2	5-7	4-3	2-3	9-6	5-5	1-6	5-NC	11-21	7-8	6-3	6-22	-	-	-	-	-	-	-
6 VIETTI Celestino	106	4	6	1	7	6	7	11	9	12	3	15	1	10							
		4-11	6-13	1-9	7-NC	6-4	7-5	11-10	9-10	12-12	3-1	15-10	1-2	-NS	-	-	-	-	-	-	-
7 SALAC Filip	97	1	13	3	13	4	5	13	13	11	12	13	10	17							
		1-4	13-7	3-5	13-9	4-2	5-7	13-13	13-NC	11-13	12-7	13-NC	10-9	17-10	-	-	-	-	-	-	-
8 GONZALEZ Manuel	94	5	7	9	16	9	11	12	12	17	9	4	3	16							
		5-5	7-11	9-10	16-12	-NS	11-8	12-6	12-8	17-5	9-NC	4-5	3-7	16-5	-	-	-	-	-	-	-
9 CHANTRA Somkiat	89	13	3	15	11	7	17	7	7	14	5	12	11	9							
		13-9	3-8	15-11	11-7	7-6	17-9	7-4	7-NC	14-9	5-5	12-14	11-6	9-NL	-	-	-	-	-	-	-
10 ALDEGUER Fermín	88	16	16	11	14	11	8	8	4	2	6	6	21	21							
		16-13	16-15	11-6	14-10	11-8	8-NL	8-8	4-4	2-1	6-9	6-13	21-NC	21-12	-	-	-	-	-	-	-
11 GARCIA Sergio	76	17	28	20	18	18	16	10	17	7	16	8	22	3							
		17-15	28-5	20-NC	18-11	18-10	16-10	10-11	17-13	7-NC	16-8	8-4	22-11	3-4	-	-	-	-	-	-	-
12 OGURA Ai	75		21	17	5	16	14	20	3	16	2	3	13	15							
		-	-NS	17-15	5-NC	16-9	14-15	20-14	3-2	16-8	2-3	3-7	13-5	15-21	-	-	-	-	-	-	-
13 LOWES Sam	74	9	14	18	1	1	3	6	5	9	14	11	8	12							
		9-7	14-10	18-13	1-1	30-15	3-NL	6-7	5-11	9-7	14-NC	11-9	8-NC	12-19	-	-	-	-	-	-	-

NC=Not classified NL=Not finished first lap NP=Not started race re-start N2=Not finished first lap race re-start EX=Excluded NS=Not Started DS=Disqualified

These data/results cannot be reproduced, stored and/or transmitted in whole or in part by any manner of electronic, mechanical, photocopying, recording, broadcasting or otherwise now known or herein after developed without the previous express consent by the copyright owner, except for reproduction in daily press and regular printed publications on sale to the public within 60 days of the event related to those data/results and always provided that copyright symbol appears together as follows below.  
© DORNA, 2023

Official MotoGP Timing by **TISSOT**  
www.motogp.com



Rider	Points	POR	ARG	AME	SPA	FRA	ITA	GER	NED	GBR	AUT	CAT	RSM	IND	JPN	INA	AUS	THA	MAL	QAT	VAL
14 ARENAS Albert	61	7	10	13	9	12	15	9	8	18	8	5		29							
		7-8	10-9	13-12	9-8	-NS	15-23	9-9	8-9	18-14	8-NC	5-3	-	29-14	-	-	-	-	-	-	-
15 ROBERTS Joe	56	19	9	16	8	17	4	16	14	10	21	14	7	8							
		19-14	9-14	16-16	8-14	17-12	4-12	16-NC	14-18	10-4	21-NC	14-11	7-8	8-3	-	-	-	-	-	-	-
16 BALTUS Barry	47	15	12	12	6	10	19	14	16	8		10	17	13							
		15-12	12-19	12-NC	6-13	10-7	19-16	14-12	16-12	8-6	-	10-12	17-15	13-8	-	-	-	-	-	-	-
17 ALCOBA Jeremy	33	6	15	10	19	20	12	17	18	19	25	16	18	14							
		6-10	15-17	10-4	19-16	20-13	12-NL	17-16	18-15	19-11	25-12	16-15	18-16	14-NC	-	-	-	-	-	-	-
18 BENDSNEYDER Bo	22	10	17	4	15	14	20	15		26	20	19	15	23							
		10-NC	17-22	4-3	30-17	14-18	20-14	15-NL	-	26-17	20-15	19-NC	15-13	23-18	-	-	-	-	-	-	-
19 BINDER Darryn	22	11	11				13	19	15	13	15			5							
		11-16	11-6	-	-	-	13-NL	19-NL	15-14	13-15	15-NC	-	-	5-7	-	-	-	-	-	-	-
20 FOGGIA Dennis	18	23	22	14	24	23	21	22	25	29	17	23	23	18							
		23-18	22-25	14-14	24-18	23-14	21-13	22-15	25-19	29-NL	17-11	23-21	26-NC	18-11	-	-	-	-	-	-	-
21 TULOVIC Lukas	12			23	20	15	26	21	19	23	18	22	25								
		-	-	23-NC	20-15	15-11	26-NC	21-NC	19-16	23-16	18-10	22-19	24-NC	-	-	-	-	-	-	-	-
22 RAMIREZ Marcos	11	22	19	25	23	21	27	24		25	23	18	16	11							
		22-21	19-24	25-NC	23-20	21-17	27-NL	24-20	-	25-19	23-14	18-16	16-14	11-9	-	-	-	-	-	-	-
23 PASINI Mattia	11						18						5								
		-	-	-	-	-	18-11	-	-	-	-	-	5-10	-	-	-	-	-	-	-	-
24 VD GOORBERGH Zonta	10	18	20	21	17	22	22	23	23	3	13	17	12	4							
		18-NC	20-18	21-17	17-23	22-20	22-NC	23-18	22-20	3-20	13-22	17-18	12-NC	4-6	-	-	-	-	-	-	-
25 GUEVARA Izan	6			27	26	28	24	27	21	20	19	28	19	26							
		-	-	27-21	26-22	28-22	24-18	27-NC	24-NC	20-21	19-13	28-25	19-NC	26-13	-	-	-	-	-	-	-
26 KELLY Sean Dylan	1	24	18	22	21	19	23	18	22				29	25							
		24-20	18-NC	22-18	21-NC	19-16	23-19	18-17	21-NC	-	-	-	29-20	25-15	-	-	-	-	-	-	-
27 GOMEZ Borja	0	20	29	26	22	27	25		24	24	22	24	28	27							
		20-17	29-21	26-20	22-19	31-23	25-17	-	23-NC	24-NL	22-16	27-20	28-18	27-16	-	-	-	-	-	-	-
28 TORRES Jordi	0	26	23																		
		26-23	23-16	-	-	-	-	-	-	-	-	-	-	-	-	-	-	-	-	-	-
29 SURRA Alberto	0										26	27	24	28							
		-	-	-	-	-	-	-	-	-	-	26-17	26-NL	23-17	28-17	-	-	-	-	-	-

NC=Not classified NL=Not finished first lap NP=Not started race re-start N2=Not finished first lap race re-start EX=Excluded NS=Not Started DS=Disqualified

These data/results cannot be reproduced, stored and/or transmitted in whole or in part by any manner of electronic, mechanical, photocopying, recording, broadcasting or otherwise now known or herein after developed without the previous express consent by the copyright owner, except for reproduction in daily press and regular printed publications on sale to the public within 60 days of the event related to those data/results and always provided that copyright symbol appears together as follows below.  
© DORNA, 2023

Official MotoGP Timing by TISSOT  
www.motogp.com



	Rider	Points	POR	ARG	AME	SPA	FRA	ITA	GER	NED	GBR	AUT	CAT	RSM	IND	JPN	INA	AUS	THA	MAL	QAT	VAL
30	TATAY Carlos	0	-	-	-	-	-	-	26	20	-	-	-	-	-	-	-	-	-	-	-	-
			-	-	-	-	-	-	26-19	20-17	-	-	-	-	-	-	-	-	-	-	-	-
31	SKINNER Rory	0	25	25	24	27	26	-	-	-	21	24	25	26	22	-	-	-	-	-	-	-
			25-22	25-NC	24-19	27-24	26-NC	-	-	-	21-NL	24-18	24-23	25-NC	22-20	-	-	-	-	-	-	-
32	ESCRIG Alex	0	-	-	-	30	29	-	-	28	28	-	-	-	-	-	-	-	-	-	-	-
			-	-	-	-NS	29-NC	-	-	28-NC	28-18	-	-	-	-	-	-	-	-	-	-	-
33	DALLA PORTA Lorenzo	0	21	24	19	25	25	29	25	-	-	-	-	-	-	-	-	-	-	-	-	-
			21-19	24-23	19-NC	31-25	25-21	29-20	25-NC	-	-	-	-	-	-	-	-	-	-	-	-	-
34	HADA Taiga	0	-	-	-	-	-	28	29	27	22	-	-	30	19	-	-	-	-	-	-	-
			-	-	-	-	-	28-21	29-21	27-21	22-NL	-	-	30-19	30-23	-	-	-	-	-	-	-
35	AGIUS Senna	0	-	-	-	28	24	-	-	-	-	-	21	20	-	-	-	-	-	-	-	-
			-	-	-	28-21	24-19	-	-	-	-	-	21-NC	20-NC	-	-	-	-	-	-	-	-
36	RATO Mattia	0	-	-	-	-	-	-	-	-	-	28	26	-	-	-	-	-	-	-	-	-
			-	-	-	-	-	-	-	-	-	28-19	25-22	-	-	-	-	-	-	-	-	-
37	NOZANE Kohta	0	28	-	-	-	-	-	-	-	27	27	29	27	24	-	-	-	-	-	-	-
			-NS	-	-	-	-	-	-	-	27-22	27-20	29-24	27-21	24-NC	-	-	-	-	-	-	-
38	MINAMIMOTO Soichiro	0	-	27	29	29	-	-	-	-	-	-	-	-	-	-	-	-	-	-	-	-
			-	27-20	29-23	29-26	-	-	-	-	-	-	-	-	-	-	-	-	-	-	-	-
39	DANIEL Kasma	0	-	-	-	-	-	30	28	-	-	-	-	-	-	-	-	-	-	-	-	-
			-	-	-	-	-	30-22	28-22	-	-	-	-	-	-	-	-	-	-	-	-	-
40	RUIZ Yeray	0	-	-	-	-	-	-	-	26	-	-	30	-	-	-	-	-	-	-	-	-
			-	-	-	-	-	-	-	26-22	-	-	30-26	-	-	-	-	-	-	-	-	-
41	SANCHIS David	0	27	26	28	-	-	-	-	-	-	-	-	-	-	-	-	-	-	-	-	-
			27-NC	26-NC	28-22	-	-	-	-	-	-	-	-	-	-	-	-	-	-	-	-	-

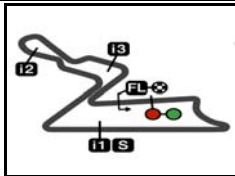
NC=Not classified NL=Not finished first lap NP=Not started race re-start N2=Not finished first lap race re-start EX=Excluded NS=Not Started DS=Disqualified

These data/results cannot be reproduced, stored and/or transmitted in whole or in part by any manner of electronic, mechanical, photocopying, recording, broadcasting or otherwise now known or herein after developed without the previous express consent by the copyright owner, except for reproduction in daily press and regular printed publications on sale to the public within 60 days of the event related to those data/results and always provided that copyright symbol appears together as follows below.  
© DORNA, 2023

Official MotoGP Timing by **TISSOT**  
www.motogp.com







**IndianOil GRAND PRIX OF INDIA**  
**Official Starting Grid**

5010 m.

Race : 12 laps = 60.12 km



1	<b>1</b> 2'01.924 <b>96 Jake DIXON</b> Kalex	<b>2</b> 2'01.956 <b>37 Pedro ACOSTA</b> Kalex	<b>3</b> 2'02.192 <b>11 Sergio GARCIA</b> Kalex
2	<b>4</b> 2'02.271 <b>84 Zonta VD GOORBERGH</b> Kalex	<b>5</b> 2'02.602 <b>15 Darryn BINDER</b> Kalex	<b>6</b> 2'02.864 <b>21 Alonso LOPEZ</b> Boscoscuro
3	<b>7</b> 2'02.958 <b>14 Tony ARBOLINO</b> Kalex	<b>8</b> 2'03.262 <b>16 Joe ROBERTS</b> Kalex	<b>9</b> 2'03.370 <b>35 Somkiat CHANTRA</b> Kalex
4	<b>10</b> 2'03.374 <b>13 Celestino VIETTI</b> Kalex	<b>11</b> 2'03.446 <b>24 Marcos RAMIREZ</b> Kalex	<b>12</b> 2'03.536 <b>22 Sam LOWES</b> Kalex
5	<b>13</b> 2'03.706 <b>7 Barry BALTUS</b> Kalex	<b>14</b> 2'04.208 <b>52 Jeremy ALCOBA</b> Kalex	<b>15</b> 2'04.751 <b>79 Ai OGURA</b> Kalex
6	<b>16</b> 2'04.871 <b>18 Manuel GONZALEZ</b> Kalex	<b>17</b> 2'05.123 <b>12 Filip SALAC</b> Kalex	<b>18</b> 2'05.352 <b>71 Dennis FOGGIA</b> Kalex
7	<b>19</b> 2'03.263 <b>23 Taiga HADA</b> Kalex	<b>20</b> 2'03.322 <b>40 Aron CANET</b> Kalex	<b>21</b> 2'03.501 <b>54 Fermín ALDEGUER</b> Boscoscuro
8	<b>22</b> 2'03.814 <b>33 Rory SKINNER</b> Kalex	<b>23</b> 2'04.312 <b>64 Bo BENDSNEYDER</b> Kalex	<b>24</b> 2'04.494 <b>5 Kohta NOZANE</b> Kalex

The results are provisional until the end of the limit for protest and appeals and until the ratification of the Event Management Committee.

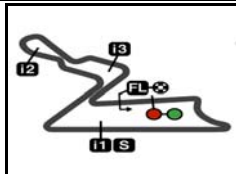
Time limit for protest expires 60' at the latest after publication of the results - ..... Time: .....

These data/results cannot be reproduced, stored and/or transmitted in whole or in part by any manner of electronic, mechanical, photocopying, recording, broadcasting or otherwise now known or herein after developed without the previous express consent of the copyright owner, except for reproduction in daily press and regular printed publications on sale to the public within 60 days of the event related to those data/results and always provided that copyright symbol appears together as follows below.

© DORNA, 2023

Official MotoGP Timing by TISSOT  
www.motogp.com





5010 m.

# IndianOil GRAND PRIX OF INDIA Official Starting Grid

Race : 12 laps = 60.12 km

9

**25**  
2'04.727  
**4 Sean Dylan KELLY**  
Forward

**26**  
2'05.015  
**28 Izan GUEVARA**  
Kalex

**27**  
2'05.015  
**72 Borja GOMEZ**  
Kalex

10

**28**  
2'05.419  
**67 Alberto SURRA**  
Forward

**29**  
2'05.562  
**75 Albert ARENAS**  
Kalex

The results are provisional until the end of the limit for protest and appeals and until the ratification of the Event Management Committee.

Time limit for protest expires 60' at the latest after publication of the results - ..... Time: .....

These data/results cannot be reproduced, stored and/or transmitted in whole or in part by any manner of electronic, mechanical, photocopying, recording, broadcasting or otherwise now known or herein after developed without the previous express consent by the copyright owner, except for reproduction in daily press and regular printed publications on sale to the public within 60 days of the event related to those data/results and always provided that copyright symbol appears together as follows below.

© DORNA, 2023

Official MotoGP Timing by TISSOT  
www.motogp.com





5010 m.

## IndianOil GRAND PRIX OF INDIA

## Race

## Top Speed &amp; Average



Rider	Nation	Motorcycle	Top 5 speeds					Average	Top
40 Aron CANET	SPA	KALEX	291.4					291.4	291.4
54 Fermín ALDEGUER	SPA	BOSCOSCURO	290.3	288.0	286.8	284.5	284.5	286.8	290.3
4 Sean Dylan KELLY	USA	FORWARD	289.1	282.3	282.3	281.2	280.1	281.7	289.1
12 Filip SALAC	CZE	KALEX	289.1	284.5	283.4	282.3	282.3	283.3	289.1
18 Manuel GONZALEZ	SPA	KALEX	289.1	285.7	285.7	285.7	284.5	286.1	289.1
67 Alberto SURRA	ITA	FORWARD	289.1	284.5	283.4	283.4	282.3	283.7	289.1
71 Dennis FOGGIA	ITA	KALEX	289.1	288.0	288.0	286.8	285.7	287.2	289.1
15 Darryn BINDER	RSA	KALEX	288.0	286.8	286.8	285.7	285.7	286.3	288.0
22 Sam LOWES	GBR	KALEX	288.0	280.1	279.0	279.0	279.0	280.4	288.0
28 Izan GUEVARA	SPA	KALEX	288.0	288.0	288.0	286.8	285.7	287.0	288.0
52 Jeremy ALCOBA	SPA	KALEX	288.0	283.4	282.3	280.1	280.1	282.8	288.0
72 Borja GOMEZ	SPA	KALEX	288.0	286.8	284.5	284.5	283.4	284.5	288.0
11 Sergio GARCIA	SPA	KALEX	286.8	284.5	283.4	283.4	282.3	283.4	286.8
75 Albert ARENAS	SPA	KALEX	286.8	284.5	284.5	284.5	283.4	284.5	286.8
96 Jake DIXON	GBR	KALEX	286.8	286.8	281.2	273.7		282.1	286.8
7 Barry BALTUS	BEL	KALEX	285.7	281.2	281.2	280.1	280.1	281.1	285.7
16 Joe ROBERTS	USA	KALEX	285.7	284.5	284.5	284.5	283.4	284.2	285.7
21 Alonso LOPEZ	SPA	BOSCOSCURO	285.7	282.3	281.2	281.2	280.1	281.2	285.7
24 Marcos RAMIREZ	SPA	KALEX	285.7	283.4	282.3	282.3	281.2	282.2	285.7
33 Rory SKINNER	GBR	KALEX	285.7	281.2	280.1	280.1	280.1	281.4	285.7
37 Pedro ACOSTA	SPA	KALEX	284.5	283.4	283.4	283.4	282.3	282.9	284.5
79 Ai OGURA	JPN	KALEX	284.5	275.8	274.8	274.8	274.8	276.6	284.5
14 Tony ARBOLINO	ITA	KALEX	283.4	283.4	283.4	283.4	282.3	282.9	283.4
84 Zonta VD GOORBERGH	NED	KALEX	283.4	282.3	282.3	282.3	281.2	281.8	283.4
5 Kohta NOZANE	JPN	KALEX	282.3	281.2	280.1	279.0	279.0	280.1	282.3
64 Bo BENDSNEYDER	NED	KALEX	282.3	282.3	281.2	279.0	277.9	279.8	282.3
23 Taiga HADA	JPN	KALEX	279.0	279.0	277.9	277.9	276.9	277.8	279.0

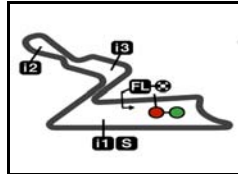
These data/results cannot be reproduced, stored and/or transmitted in whole or in part by any manner of electronic, mechanical, photocopying, recording, broadcasting or otherwise now known or herein after developed without the previous express consent by the copyright owner, except for reproduction in daily press and regular printed publications on sale to the public within 60 days of the event related to those data/results and always provided that copyright symbol appears together as follows below.

© DORNA, 2023

Official MotoGP Timing by TISSOT  
www.motogp.com




Greater Noida, Sunday, September 24, 2023



5010 m.

**IndianOil GRAND PRIX OF INDIA**  
**Race**  
**Fastest Laps Sequence**

Lap	Race Time	 Rider	Nation	Motorcycle	Time	Km/h	Riders's Lap
2	3'45.361	37 Pedro ACOSTA	SPA	KALEX	1'52.104	160.8	2

These data/results cannot be reproduced, stored and/or transmitted in whole or in part by any manner of electronic, mechanical, photocopying, recording, broadcasting or otherwise now known or herein after developed without the previous express consent by the copyright owner, except for reproduction in daily press and regular printed publications on sale to the public within 60 days of the event related to those data/results and always provided that copyright symbol appears together as follows below.

© DORNA, 2023

Official MotoGP Timing by TISSOT  
 www.motogp.com

Greater Noida, Sunday, September 24, 2023

