

5010 m.

IndianOil GRAND PRIX OF INDIA
Qualifying Nr. 2
Classification



Rider	Nation	Team	Motorcycle	Time	Lap	Total	Gap	Top Speed
1 5 Jaume MASIA	SPA	Leopard Racing	HONDA	2'09.336	7	7		233.0
2 18 Matteo BERTELLE	ITA	Rivacold Snipers Team	HONDA	2'10.063	7	7	0.727 0.727	230.0
3 71 Ayumu SASAKI	JPN	Liqui Moly Husqvarna Intact GP	HUSQVARNA	2'10.104	7	7	0.768 0.041	230.0
4 19 Scott OGDEN	GBR	VisionTrack Racing Team	HONDA	2'10.126	7	7	0.790 0.022	232.2
5 27 Kaito TOBA	JPN	SIC58 Squadra Corse	HONDA	2'10.735	7	7	1.399 0.609	231.5
6 10 Diogo MOREIRA	BRA	MT Helmets - MSI	KTM	2'10.783	7	7	1.447 0.048	229.2
7 82 Stefano NEPA	ITA	Angeluss MTA Team	KTM	2'10.852	7	7	1.516 0.069	227.1
8 72 Taiyo FURUSATO	JPN	Honda Team Asia	HONDA	2'10.867	7	7	1.531 0.015	227.1
9 95 Collin VEIJER	NED	Liqui Moly Husqvarna Intact GP	HUSQVARNA	2'10.968	6	7	1.632 0.101	228.5
10 38 David SALVADOR	SPA	CIP Green Power	KTM	2'11.018	7	7	1.682 0.050	229.2
11 53 Deniz ÖNCÜ	TUR	Red Bull KTM Ajo	KTM	2'11.282	6	7	1.946 0.264	227.1
12 6 Ryusei YAMANAKA	JPN	Gaviota GASGAS Aspar Team	GASGAS	2'11.330	6	6	1.994 0.048	227.1
13 48 Ivan ORTOLÁ	SPA	Angeluss MTA Team	KTM	2'11.347	6	7	2.011 0.017	230.0
14 54 Riccardo ROSSI	ITA	SIC58 Squadra Corse	HONDA	2'11.963	7	7	2.627 0.616	227.8
15 44 David MUÑOZ	SPA	BOE Motorsports	KTM	2'13.350	6	6	4.014 1.387	227.8
16 66 Joel KELSO	AUS	CFMOTO Racing PruestelGP	CFMOTO	2'13.606	5	7	4.270 0.256	224.2
17 99 José Antonio RUEDA	SPA	Red Bull KTM Ajo	KTM	2'14.181	5	7	4.845 0.575	228.5
18 80 David ALONSO	COL	Gaviota GASGAS Aspar Team	GASGAS	2'14.408	5	7	5.072 0.227	228.5

Practice condition: **Wet**

Air: 26°

Humidity: 60%

Ground: 30°

Fastest Lap:	Lap: 7	Jaume MASIA	2'09.336	139.4 Km/h
Best Race Lap:		New track layout		
All Time Lap Record:	2023	Deniz ÖNCÜ	1'59.070	151.4 Km/h

The results are provisional until the end of the limit for protest and appeals.

Time limit for protest expires 30' after publication of the results - Time:

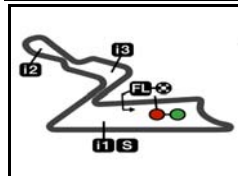
These data/results cannot be reproduced, stored and/or transmitted in whole or in part by any manner of electronic, mechanical, photocopying, recording, broadcasting or otherwise now known or herein after developed without the previous express consent by the copyright owner, except for reproduction in daily press and regular printed publications on sale to the public within 60 days of the event related to those data/results and always provided that copyright symbol appears together as follows below.

© DORNA, 2023

Official MotoGP Timing by TISSOT
 www.motogp.com

Greater Noida, Saturday, September 23, 2023





5010 m.

IndianOil GRAND PRIX OF INDIA

Qualifying Nr. 2

Top Speed & Average

21A



Rider	Nation	Motorcycle	Top 5 speeds					Average	Top
5 Jaume MASIA	SPA	HONDA	233.0	233.0	233.0	232.2	232.2	232.7	233.0
19 Scott OGDEN	GBR	HONDA	232.2	230.7	230.0	230.0	227.8	229.8	232.2
27 Kaito TOBA	JPN	HONDA	231.5	230.0	228.5	227.8	227.8	229.1	231.5
18 Matteo BERTELLE	ITA	HONDA	230.0	229.2	228.5	228.5	227.8	228.6	230.0
48 Ivan ORTOLÁ	SPA	KTM	230.0	228.5	228.5	228.5	227.8	228.5	230.0
71 Ayumu SASAKI	JPN	HUSQVARNA	230.0	229.2	229.2	228.5	228.5	229.0	230.0
10 Diogo MOREIRA	BRA	KTM	229.2	229.2	229.2	228.5	228.5	228.9	229.2
38 David SALVADOR	SPA	KTM	229.2	228.5	228.5	227.8	227.1	228.2	229.2
80 David ALONSO	COL	GASGAS	228.5	228.5	227.8	227.1	227.1	227.8	228.5
95 Collin VEIJER	NED	HUSQVARNA	228.5	227.8	227.1	227.1	226.4	227.4	228.5
99 José Antonio RUEDA	SPA	KTM	228.5	228.5	227.1	226.4	226.4	227.4	228.5
44 David MUÑOZ	SPA	KTM	227.8	227.8	227.1	226.4	225.7	227.0	227.8
54 Riccardo ROSSI	ITA	HONDA	227.8	227.1	226.4	226.4	225.7	226.7	227.8
6 Ryusei YAMANAKA	JPN	GASGAS	227.1	226.4	226.4	226.4	225.7	226.3	227.1
53 Deniz ÖNCÜ	TUR	KTM	227.1	226.4	226.4	226.4	225.7	226.4	227.1
72 Taiyo FURUSATO	JPN	HONDA	227.1	227.1	226.4	226.4	226.4	226.7	227.1
82 Stefano NEPA	ITA	KTM	227.1	226.4	225.0	225.0	225.0	225.7	227.1
66 Joel KELSO	AUS	CFMOTO	224.2	224.2	224.2	223.6	222.9	223.8	224.2

These data/results cannot be reproduced, stored and/or transmitted in whole or in part by any manner of electronic, mechanical, photocopying, recording, broadcasting or otherwise now known or herein after developed without the previous express consent by the copyright owner, except for reproduction in daily press and regular printed publications on sale to the public within 60 days of the event related to those data/results and always provided that copyright symbol appears together as follows below.

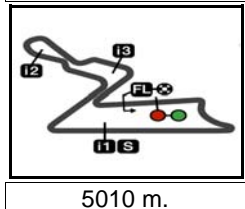
© DORNA, 2023

Official MotoGP Timing by TISSOT
www.motogp.com





Greater Noida, Saturday, September 23, 2023



IndianOil GRAND PRIX OF INDIA

Qualifying Nr. 2

Chronological Analysis of Performances

22A

* Lap / Sector time cancelled T1 Time from finish line to 1st intermediate T3 Time from 2nd intermed. to 3rd intermed.
 P Crossing the finish line in pit lane T2 Time from 1st intermed. to 2nd intermed. T4 Time from 3rd intermediate to finish line

Lap	Lap Time	T1	T2	T3	T4	Speed	Lap	Lap Time	T1	T2	T3	T4	Speed
1st 5 Jaume MASIA Leopard Racing SPA							5th 10 Diogo MOREIRA MT Helmets - MSI BRA						
Runs=1 Total laps=7 Full laps=6 Valid laps=6							Runs=1 Total laps=7 Full laps=6 Valid laps=6						
1	3'00.777	43.479	45.856	27.324	24.067	228.5	1	2'44.391	42.362	45.765	28.264	23.783	229.2
2	2'14.515	44.220	42.331	25.591	22.373	232.2	2	2'16.347	44.892	42.788	26.106	22.561	227.8
3	2'11.985	43.158	41.411	25.382	22.034	233.0	3	2'13.578	43.689	42.069	25.374	22.446	228.5
4	2'11.266	42.898	41.414	25.003	21.951	233.0	4	2'12.063	43.341	41.320	25.228	22.174	229.2
5	2'10.033	42.524	40.926	24.781	21.802	233.0	5	2'11.602	43.223	41.132	24.970	22.277	228.5
6	2'13.083	45.325	41.154	24.892	21.712	228.5	6	2'13.429	43.458	41.364	24.881	23.726	227.8
7	2'09.336	42.328	40.645	24.490	21.873	232.2	7	2'10.783	43.061	40.719	24.889	22.114	229.2
2nd 18 Matteo BERTELLE Rivacold Snipers Tea ITA							7th 82 Stefano NEPA Angeluss MTA Team ITA						
Runs=1 Total laps=7 Full laps=6 Valid laps=6							Runs=1 Total laps=7 Full laps=6 Valid laps=6						
1	2'45.577	42.312	47.278	29.249	23.928	227.8	1	2'38.988	43.435	46.068	29.498	24.173	222.9
2	2'16.874	45.216	43.169	25.947	22.542	228.5	2	2'18.066	45.383	43.563	26.271	22.849	225.0
3	2'13.022	43.576	41.820	25.394	22.232	229.2	3	2'14.974	44.268	42.215	25.963	22.528	227.1
4	2'11.731	43.210	41.180	25.248	22.093	230.0	4	2'12.772	43.729	41.692	25.106	22.245	226.4
5	2'11.006	43.022	41.125	24.786	22.073	228.5	5	2'12.510	43.805	41.552	25.028	22.125	225.0
6	2'12.674	43.199	41.864	24.946	22.665	227.8	6	2'11.584	43.453	41.206	24.844	22.081	224.2
7	2'10.063	43.028	40.666	24.629	21.740	226.4	7	2'10.852	43.186	40.976	24.735	21.955	225.0
3rd 71 Ayumu SASAKI Liqui Moly Husqvarna JPN							8th 72 Taiyo FURUSATO Honda Team Asia JPN						
Runs=1 Total laps=7 Full laps=6 Valid laps=6							Runs=1 Total laps=7 Full laps=6 Valid laps=4						
1	2'50.287	41.476	45.833	28.298	24.361	228.5	1	2'37.532	41.360	44.509	27.572	23.442	226.4
2	2'17.922	45.264	43.519	26.083	23.056	229.2	2	2'15.916	44.611	42.710	25.869	22.726	226.4
3	2'13.992	44.132	42.117	25.357	22.386	230.0	3	2'13.447	43.653	41.910	25.577	22.307	227.1
4	2'12.786	43.587	41.431	25.377	22.391	229.2	4	2'11.939	43.315	41.393	25.043	22.188	227.1
5	2'11.493	43.465	41.076	24.831	22.121	228.5	5	2'11.743	43.360	41.222	25.037	22.124	226.4
6	2'10.843	43.308	40.683	24.812	22.040	228.5	6	2'11.078	43.128	40.947	24.762	22.241	225.0
7	2'10.104	43.216	40.441	24.453	21.994	227.8	7	2'10.867	43.120	40.853	24.875	22.019	225.7
4th 19 Scott OGDEN VisionTrack Racing T GBR							9th 95 Collin VEIJER Liqui Moly Husqvarna NED						
Runs=1 Total laps=7 Full laps=6 Valid laps=6							Runs=1 Total laps=7 Full laps=6 Valid laps=6						
1	2'51.661	42.363	47.589	30.658	24.861	227.8	1	2'59.027	42.321	45.204	27.422	23.694	225.0
2	2'17.382	44.831	43.570	25.994	22.987	230.0	2	2'16.752	44.990	42.508	26.309	22.945	225.7
3	2'13.782	44.131	42.242	25.148	22.261	230.0	3	2'13.907	43.797	41.889	25.790	22.431	228.5
4	2'16.080	43.180	41.414	25.606	25.880	232.2	4	2'12.724	43.107	41.399	25.559	22.659	227.8
5	2'10.491	42.960	41.080	24.570	21.881	227.8	5	2'11.991	43.107	41.292	25.231	22.361	227.1
6	2'12.747	44.586	41.453	24.815	21.893	215.5	6	2'10.968	42.863	41.040	24.945	22.120	227.1
7	2'10.126	43.644	40.487	24.168	21.827	230.7	7	2'13.862	43.727	41.434	25.400	23.301	226.4
5th 27 Kaito TOBA SIC58 Squadra Corse JPN							10th 38 David SALVADOR CIP Green Power SPA						
Runs=1 Total laps=7 Full laps=6 Valid laps=4							Runs=1 Total laps=7 Full laps=6 Valid laps=4						
1	2'46.345	47.053	48.215	29.686	24.794	223.6	1	2'46.996	44.343	46.041	29.143	24.352	227.8
2	2'19.587	46.156	43.799	26.539	23.093	231.5							
3	2'14.680	44.569	41.871	25.722	22.518	228.5							
4	2'13.505	43.832	41.583	25.616	22.474	230.0							

Fastest Lap:	Jaume MASIA	Leopard Racing	SPA	2'09.336	42.328	40.645	24.490	21.873
---------------------	-------------	----------------	-----	----------	--------	--------	--------	--------

These data/results cannot be reproduced, stored and/or transmitted in whole or in part by any manner of electronic, mechanical, photocopying, recording, broadcasting or otherwise now known or herein after developed without the previous express consent by the copyright owner, except for reproduction in daily press and regular printed publications on sale to the public within 60 days of the event related to those data/results and always provided that copyright symbol appears together as follows below.
 © DORNA, 2023



Qualifying Nr. 2

Moto3

Lap	Lap Time	T1	T2	T3	T4	Speed	Lap	Lap Time	T1	T2	T3	T4	Speed
2	2'18.213	45.337	43.477	26.521	22.878	228.5	1	3'10.641	44.011	46.689	29.305	24.791	220.8
3	2'14.030	44.114	41.845	25.676	22.395	228.5	2	2'20.260	46.270	44.176	26.710	23.104	222.9
4	2'16.593 *	44.092	42.218	26.534	23.749*	229.2	3	2'16.148	44.813	42.773	25.925	22.637	224.2
5	2'12.354	43.804	41.458	25.004	22.088	226.4	4	2'14.344	44.058	42.282	25.469	22.535	224.2
6	2'14.281 *	44.693	42.062	25.256	22.270*	222.9	5	2'13.606	43.657	42.115	25.325	22.509	224.2
7	2'11.018	43.278	40.920	24.722	22.098	227.1	6	2'13.677	43.785	42.237	25.309	22.346	223.6
							7	2'25.883 P	44.78*	46.324	27.848	26.924	206.8

11th 53 Deniz ÖNCÜ Red Bull KTM Ajo TUR
Runs=1 Total laps=7 Full laps=6 Valid laps=5

1	3'34.836	43.219	46.513	28.877	24.460	215.5
2	2'20.578	45.823	43.877	27.177	23.701	226.4
3	2'16.888	44.726	42.444	27.066	22.652	226.4
4	2'13.735	43.936	41.395	26.160	22.244	227.1
5	2'12.397	43.377	41.432	25.431	22.157	226.4
6	2'11.282	43.333	41.030	25.089	21.830	225.7
7	2'16.762 *	44.90*	41.519	26.877	23.464	225.0

12th 6 Ryusei YAMANAKA Gaviota GASGAS Asp JPN
Runs=1 Total laps=6 Full laps=5 Valid laps=5

1	2'46.635	43.477	46.681	29.192	24.384	225.7
2	2'17.800	44.932	43.534	26.345	22.989	226.4
3	2'14.740	44.075	42.163	25.823	22.679	226.4
4	2'17.374	43.694	42.130	26.154	25.396	227.1
5	2'12.508	43.495	41.610	25.094	22.309	226.4
6	2'11.330	43.444	41.049	24.921	21.916	225.7

13th 48 Ivan ORTOLÁ Angeluss MTA Team SPA
Runs=1 Total laps=7 Full laps=6 Valid laps=6

1	2'47.504	44.896	47.840	30.347	24.927	227.1
2	2'19.499	45.994	44.009	26.796	22.700	228.5
3	2'14.404	43.998	42.331	25.847	22.228	230.0
4	2'13.738	43.389	42.112	25.665	22.572	228.5
5	2'11.938	43.605	41.327	25.163	21.843	228.5
6	2'11.347	43.268	41.240	25.005	21.834	227.8
7	2'11.937	43.160	41.191	25.104	22.482	227.8

14th 54 Riccardo ROSSI SIC58 Squadra Corse ITA
Runs=1 Total laps=7 Full laps=6 Valid laps=3

1	2'33.093	43.490	47.438	29.168	24.377	224.2
2	2'21.144	46.218	44.275	26.958	23.693	225.7
3	2'18.513 *	45.520	43.005	26.801	23.187*	226.4
4	2'15.404 *	44.240	42.573	25.763	22.828*	227.1
5	2'13.510	43.765	41.775	25.559	22.411	227.8
6	2'17.719 *	45.472	41.815	26.320	24.112*	223.6
7	2'11.963	43.646	41.233	24.906	22.178	226.4

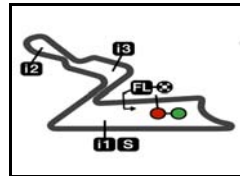
15th 44 David MUÑOZ BOE Motorsports SPA
Runs=1 Total laps=6 Full laps=5 Valid laps=5

1	3'41.724	44.365	46.046	28.328	24.346	225.0
2	2'20.438	45.306	44.014	27.599	23.519	227.1
3	2'17.837	44.840	43.453	26.269	23.275	227.8
4	2'15.437	43.927	42.643	26.026	22.841	227.8
5	2'14.357	43.821	42.295	25.670	22.571	225.7
6	2'13.350	43.675	41.804	25.515	22.356	226.4

16th 66 Joel KELSO CFMOTO Racing Pru AUS
Runs=1 Total laps=7 Full laps=5 Valid laps=5

Fastest Lap: Jaume MASIA Leopard Racing SPA **2'09.336** 42.328 40.645 24.490 21.873

These data/results cannot be reproduced, stored and/or transmitted in whole or in part by any manner of electronic, mechanical, photocopying, recording, broadcasting or otherwise now known or herein after developed without the previous express consent by the copyright owner, except for reproduction in daily press and regular printed publications on sale to the public within 60 days of the event related to those data/results and always provided that copyright symbol appears together as follows below.
© DORNA, 2023



5010 m.

IndianOil GRAND PRIX OF INDIA

Qualifying Results

20

	Rider	Nation	Team	Motorcycle	Time	Lap	Total	Gap	Top Speed	
1	5 Jaume MASIA	SPA	Leopard Racing	HONDA	Q2	2'09.336	7 7		233.0	
2	18 Matteo BERTELLE	ITA	Rivacold Snipers Team	HONDA	Q2	2'10.063	7 7	0.727	0.727	230.0
3	71 Ayumu SASAKI	JPN	Liqui Moly Husqvarna Intact GP	HUSQVARNA	Q2	2'10.104	7 7	0.768	0.041	230.0
4	19 Scott OGDEN	GBR	VisionTrack Racing Team	HONDA	Q2	2'10.126	7 7	0.790	0.022	232.2
5	27 Kaito TOBA	JPN	SIC58 Squadra Corse	HONDA	Q2	2'10.735	7 7	1.399	0.609	231.5
6	10 Diogo MOREIRA	BRA	MT Helmets - MSI	KTM	Q2	2'10.783	7 7	1.447	0.048	229.2
7	82 Stefano NEPA	ITA	Angeluss MTA Team	KTM	Q2	2'10.852	7 7	1.516	0.069	227.1
8	72 Taiyo FURUSATO	JPN	Honda Team Asia	HONDA	Q2	2'10.867	7 7	1.531	0.015	227.1
9	95 Collin VEIJER	NED	Liqui Moly Husqvarna Intact GP	HUSQVARNA	Q2	2'10.968	6 7	1.632	0.101	228.5
10	38 David SALVADOR	SPA	CIP Green Power	KTM	Q2	2'11.018	7 7	1.682	0.050	229.2
11	53 Deniz ÖNCÜ	TUR	Red Bull KTM Ajo	KTM	Q2	2'11.282	6 7	1.946	0.264	227.1
12	6 Ryusei YAMANAKA	JPN	Gaviota GASGAS Aspar Team	GASGAS	Q2	2'11.330	6 6	1.994	0.048	227.1
13	48 Ivan ORTOLÁ	SPA	Angeluss MTA Team	KTM	Q2	2'11.347	6 7	2.011	0.017	230.0
14	54 Riccardo ROSSI	ITA	SIC58 Squadra Corse	HONDA	Q2	2'11.963	7 7	2.627	0.616	227.8
15	44 David MUÑOZ	SPA	BOE Motorsports	KTM	Q2	2'13.350	6 6	4.014	1.387	227.8
16	66 Joel KELSO	AUS	CFMOTO Racing PruestelGP	CFMOTO	Q2	2'13.606	5 7	4.270	0.256	224.2
17	99 José Antonio RUEDA	SPA	Red Bull KTM Ajo	KTM	Q2	2'14.181	5 7	4.845	0.575	228.5
18	80 David ALONSO	COL	Gaviota GASGAS Aspar Team	GASGAS	Q2	2'14.408	5 7	5.072	0.227	228.5
19	96 Daniel HOLGADO	SPA	Red Bull KTM Tech3	KTM	Q1	2'00.041	3 6 (*)	0.971		235.2
20	7 Filippo FARIOLI	ITA	Red Bull KTM Tech3	KTM	Q1	2'00.237	6 8 (*)	1.167	0.196	226.4
21	63 Syarifuddin AZMAN	MAL	MT Helmets - MSI	KTM	Q1	2'00.465	3 7 (*)	1.395	0.228	235.2
22	70 Joshua WHATLEY	GBR	VisionTrack Racing Team	HONDA	Q1	2'00.611	2 6 (*)	1.541	0.146	230.7
23	43 Xavier ARTIGAS	SPA	CFMOTO Racing PruestelGP	CFMOTO	Q1	2'00.662	8 8 (*)	1.592	0.051	226.4
24	64 Mario AJI	INA	Honda Team Asia	HONDA	Q1	2'01.032	2 6 (*)	1.962	0.370	228.5
25	22 Ana CARRASCO	SPA	BOE Motorsports	KTM	Q1	2'01.146	3 6 (*)	2.076	0.114	227.8
26	57 Danial SHAHRIL	MAL	Petronas MIE/MLav Racing	HONDA	Q1	2'01.257	3 6 (*)	2.187	0.111	233.0
27	20 Lorenzo FELLON	FRA	CIP Green Power	KTM	Q1	2'01.393	6 6 (*)	2.323	0.136	229.2
28	24 Tatsuki SUZUKI	JPN	Leopard Racing	HONDA	P2	2'00.804		1.238		

* Gap with the fastest rider in the Q1 session.

Pole Position:		Jaume MASIA	2'09.336	139.4 Km/h
Q1 Best Lap:	Lap 6	Deniz ÖNCÜ	(*) 1'59.070	151.4 Km/h
Best Race Lap:		New track layout		
All Time Lap Record:	2023	Deniz ÖNCÜ	1'59.070	151.4 Km/h

The results are provisional until the end of the limit for protest and appeals.

Time limit for protest expires 60' after publication of the results - Time:

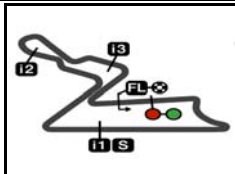
These data/results cannot be reproduced, stored and/or transmitted in whole or in part by any manner of electronic, mechanical, photocopying, recording, broadcasting or otherwise now known or herein after developed without the previous express consent by the copyright owner, except for reproduction in daily press and regular printed publications on sale to the public within 60 days of the event related to those data/results and always provided that copyright symbol appears together as follows below.

© DORNA, 2023

Official MotoGP Timing by TISSOT
www.motogp.com

Greater Noida, Saturday, September 23, 2023






IndianOil GRAND PRIX OF INDIA
Official Starting Grid

5010 m.

Race : 16 laps = 80.16 km

23



1	1 2'09.336 5 Jaume MASIA Honda	2	2 2'10.063 18 Matteo BERTELLE Honda	3	3 2'10.104 71 Ayumu SASAKI Husqvarna
2	4 2'10.126 19 Scott OGDEN Honda	3	5 2'10.735 27 Kaito TOBA Honda	4	6 2'10.783 10 Diogo MOREIRA KTM
3	7 2'10.852 82 Stefano NEPA KTM	4	8 2'10.867 72 Taiyo FURUSATO Honda	5	9 2'10.968 95 Collin VEIJER Husqvarna
4	10 2'11.018 38 David SALVADOR KTM	5	11 2'11.330 6 Ryusei YAMANAKA GASGAS	6	12 2'11.347 48 Ivan ORTOLÁ KTM
5	13 2'11.963 54 Riccardo ROSSI Honda	6	14 2'13.350 44 David MUÑOZ KTM	7	15 2'13.606 66 Joel KELSO CFMOTO
6	16 2'14.181 99 José Antonio RUEDA KTM	7	17 2'14.408 80 David ALONSO GASGAS	8	18 2'00.041 96 Daniel HOLGADO KTM
7	19 2'00.237 7 Filippo FARIOLI KTM	8	20 2'00.465 63 Syarifuddin AZMAN KTM	9	21 2'00.611 70 Joshua WHATLEY Honda
8	22 2'00.662 43 Xavier ARTIGAS CFMOTO	9	23 2'01.032 64 Mario AJI Honda	10	24 2'01.146 22 Ana CARRASCO KTM

FIM MotoGP Stewards grid penalty for rider #53 & long lap penalty for rider #53

*** Starting the race from the back of the grid**

The results are provisional until the end of the limit for protest and appeals and until the ratification of the Event Management Committee.

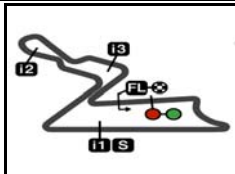
Time limit for protest expires 60' at the latest after publication of the results - Time:

These data/results cannot be reproduced, stored and/or transmitted in whole or in part by any manner of electronic, mechanical, photocopying, recording, broadcasting or otherwise now known or herein after developed without the previous express consent of the copyright owner, except for reproduction in daily press and regular printed publications on sale to the public within 60 days of the event related to those data/results and always provided that copyright symbol appears together as follows below.

© DORNA, 2023

Official MotoGP Timing by TISSOT
www.motogp.com





IndianOil GRAND PRIX OF INDIA
Official Starting Grid

5010 m.

Race : 16 laps = 80.16 km

23

9

25
2'01.257
57 Danial SHAHRIL
Honda

26
2'01.393
20 Lorenzo FELLON
KTM

27
2'00.804
24 Tatsuki SUZUKI
Honda

10

28 (*)
2'11.282
53 Deniz ÖNCÜ
KTM

FIM MotoGP Stewards grid penalty for rider #53 & long lap penalty for rider #53

*** Starting the race from the back of the grid**

The results are provisional until the end of the limit for protest and appeals and until the ratification of the Event Management Committee.

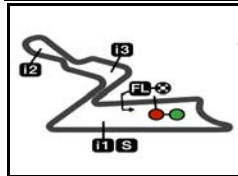
Time limit for protest expires 60' at the latest after publication of the results - Time:

These data/results cannot be reproduced, stored and/or transmitted in whole or in part by any manner of electronic, mechanical, photocopying, recording, broadcasting or otherwise now known or herein after developed without the previous express consent by the copyright owner, except for reproduction in daily press and regular printed publications on sale to the public within 60 days of the event related to those data/results and always provided that copyright symbol appears together as follows below.

© DORNA, 2023

Official MotoGP Timing by 
www.motogp.com





5010 m.

IndianOil GRAND PRIX OF INDIA

After the Qualifying Nr. 2

Event Best Maximum Speed



Rider	Nation	Team	Motorcycle	Km/h	
24 Tatsuki SUZUKI	JPN	Leopard Racing	HONDA	240.8	Practice Nr. 2
99 José Antonio RUEDA	SPA	Red Bull KTM Ajo	KTM	238.4	Practice Nr. 2
54 Riccardo ROSSI	ITA	SIC58 Squadra Corse	HONDA	237.6	Practice Nr. 3
71 Ayumu SASAKI	JPN	Liqui Moly Husqvarna Intact GP	HUSQVARNA	237.6	Practice Nr. 2
18 Matteo BERTELLE	ITA	Rivacold Snipers Team	HONDA	236.8	Practice Nr. 1
5 Jaume MASIA	SPA	Leopard Racing	HONDA	236.8	Practice Nr. 1
55 Romano FENATI	ITA	Rivacold Snipers Team	HONDA	236.8	Practice Nr. 1
96 Daniel HOLGADO	SPA	Red Bull KTM Tech3	KTM	236.8	Practice Nr. 2
53 Deniz ÖNCÜ	TUR	Red Bull KTM Ajo	KTM	236.8	Practice Nr. 1
80 David ALONSO	COL	Gaviota GASGAS Aspar Team	GASGAS	236.8	Practice Nr. 2
82 Stefano NEPA	ITA	Angeluss MTA Team	KTM	235.2	Practice Nr. 2
27 Kaito TOBA	JPN	SIC58 Squadra Corse	HONDA	235.2	Practice Nr. 2
63 Syarifuddin AZMAN	MAL	MT Helmets - MSI	KTM	235.2	Qualifying Nr. 1
43 Xavier ARTIGAS	SPA	CFMOTO Racing PruestelGP	CFMOTO	235.2	Practice Nr. 1
95 Collin VEIJER	NED	Liqui Moly Husqvarna Intact GP	HUSQVARNA	234.5	Practice Nr. 3
44 David MUÑOZ	SPA	BOE Motorsports	KTM	234.5	Practice Nr. 2
10 Diogo MOREIRA	BRA	MT Helmets - MSI	KTM	233.7	Practice Nr. 3
70 Joshua WHATLEY	GBR	VisionTrack Racing Team	HONDA	233.7	Practice Nr. 2
20 Lorenzo FELLON	FRA	CIP Green Power	KTM	233.7	Practice Nr. 1
19 Scott OGDEN	GBR	VisionTrack Racing Team	HONDA	233.7	Practice Nr. 3
48 Ivan ORTOLÁ	SPA	Angeluss MTA Team	KTM	233.7	Practice Nr. 2
72 Taiyo FURUSATO	JPN	Honda Team Asia	HONDA	233.0	Practice Nr. 3
57 Danial SHAHRIL	MAL	Petronas MIE/MLav Racing	HONDA	233.0	Qualifying Nr. 1
6 Ryusei YAMANAKA	JPN	Gaviota GASGAS Aspar Team	GASGAS	233.0	Qualifying Nr. 1
38 David SALVADOR	SPA	CIP Green Power	KTM	233.0	Practice Nr. 1
66 Joel KELSO	AUS	CFMOTO Racing PruestelGP	CFMOTO	233.0	Practice Nr. 2
64 Mario AJI	INA	Honda Team Asia	HONDA	232.2	Practice Nr. 2
7 Filippo FARIOLI	ITA	Red Bull KTM Tech3	KTM	231.5	Practice Nr. 3
22 Ana CARRASCO	SPA	BOE Motorsports	KTM	230.7	Practice Nr. 3
3 Kadai Yaseen AHAMED	IND	Petronas MIE/MLav Racing	HONDA	214.9	Practice Nr. 2

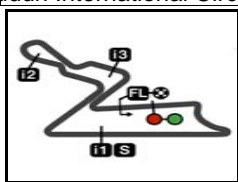
These data/results cannot be reproduced, stored and/or transmitted in whole or in part by any manner of electronic, mechanical, photocopying, recording, broadcasting or otherwise now known or herein after developed without the previous express consent by the copyright owner, except for reproduction in daily press and regular printed publications on sale to the public within 60 days of the event related to those data/results and always provided that copyright symbol appears together as follows below.

© DORNA, 2023

Official MotoGP Timing by TISSOT
www.motogp.com

Greater Noida, Saturday, September 23, 2023





5010 m.

IndianOil GRAND PRIX OF INDIA

Qualifying Nr. 2

Best Partial Times

Moto3™

IT Ideal Lap Time, sum of the best partial times

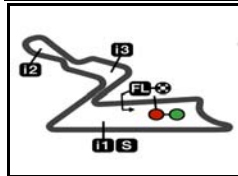
BT Best Lap Time

T1		T2		T3		T4				IT	BT	
Pos	Rider	Time	Rider	Time	Rider	Time	Rider	Time	Pos	Rider	IT	BT
1	J.MASIA	42.328	A.SASAKI	40.441	S.OGDEN	24.168	J.MASIA	21.712	1	J.MASIA	2'09.175	2'09.336 (1)
2	C.VEIJER	42.863	S.OGDEN	40.487	A.SASAKI	24.453	M.BERTELLE	21.740	2	S.OGDEN	2'09.442	2'10.126 (4)
3	S.OGDEN	42.960	J.MASIA	40.645	J.MASIA	24.490	S.OGDEN	21.827	3	M.BERTELLE	2'10.057	2'10.063 (2)
4	M.BERTELLE	43.022	M.BERTELLE	40.666	M.BERTELLE	24.629	D.ÖNCÜ	21.830	4	A.SASAKI	2'10.104	2'10.104 (3)
5	D.MOREIRA	43.061	D.MOREIRA	40.719	D.SALVADOR	24.722	I.ORTOLÁ	21.834	5	K.TOBA	2'10.735	2'10.735 (5)
6	T.FURUSATO	43.120	K.TOBA	40.741	S.NEPA	24.735	R.YAMANAKA	21.916	6	D.MOREIRA	2'10.775	2'10.783 (6)
7	I.ORTOLÁ	43.160	T.FURUSATO	40.853	K.TOBA	24.821	K.TOBA	21.942	7	S.NEPA	2'10.852	2'10.852 (7)
8	S.NEPA	43.186	D.SALVADOR	40.920	T.FURUSATO	24.875	S.NEPA	21.955	8	T.FURUSATO	2'10.867	2'10.867 (8)
9	A.SASAKI	43.216	S.NEPA	40.976	D.MOREIRA	24.881	A.SASAKI	21.994	9	C.VEIJER	2'10.968	2'10.968 (9)
10	K.TOBA	43.231	D.ÖNCÜ	41.030	R.ROSSI	24.906	T.FURUSATO	22.019	10	D.SALVADOR	2'11.008	2'11.018 (10)
11	D.SALVADOR	43.278	C.VEIJER	41.040	R.YAMANAKA	24.921	D.SALVADOR	22.088	11	I.ORTOLÁ	2'11.190	2'11.347 (13)
12	D.ÖNCÜ	43.333	R.YAMANAKA	41.049	C.VEIJER	24.945	D.MOREIRA	22.114	12	D.ÖNCÜ	2'11.282	2'11.282 (11)
13	R.YAMANAKA	43.444	I.ORTOLÁ	41.191	I.ORTOLÁ	25.005	C.VEIJER	22.120	13	R.YAMANAKA	2'11.330	2'11.330 (12)
14	D.ALONSO	43.525	R.ROSSI	41.233	D.ÖNCÜ	25.089	R.ROSSI	22.178	14	R.ROSSI	2'11.963	2'11.963 (14)
15	R.ROSSI	43.646	D.ALONSO	41.798	J.KELSO	25.309	J.KELSO	22.346	15	D.MUÑOZ	2'13.350	2'13.350 (15)
16	J.KELSO	43.657	D.MUÑOZ	41.804	J.RUEDA	25.420	D.ALONSO	22.352	16	J.KELSO	2'13.427	2'13.606 (16)
17	D.MUÑOZ	43.675	J.RUEDA	41.880	D.MUÑOZ	25.515	D.MUÑOZ	22.356	17	D.ALONSO	2'13.436	2'14.408 (18)
18	J.RUEDA	43.779	J.KELSO	42.115	D.ALONSO	25.761	J.RUEDA	22.481	18	J.RUEDA	2'13.560	2'14.181 (17)

These data/results cannot be reproduced, stored and/or transmitted in whole or in part by any manner of electronic, mechanical, photocopying, recording, broadcasting or otherwise now known or herein after developed without the previous express consent by the copyright owner, except for reproduction in daily press and regular printed publications on sale to the public within 60 days of the event related to those data/results and always provided that copyright symbol appears together as follows below.
© DORNA, 2023

Official MotoGP Timing by TISSOT
www.motogp.com






5010 m.

IndianOil GRAND PRIX OF INDIA

Qualifying Nr. 2

Fastest Laps Sequence

<i>Practice Time</i>	 <i>Rider</i>	<i>Nation</i>	<i>Motorcycle</i>	<i>Time</i>	<i>Km/h</i>	<i>Rider's Lap</i>
4'53.448	72 Taiyo FURUSATO	JPN	HONDA	2'15.916	132.6	2
5'15.292	5 Jaume MASIA	SPA	HONDA	2'14.515	134.0	2
7'14.316	10 Diogo MOREIRA	BRA	KTM	2'13.578	135.0	3
7'15.473	18 Matteo BERTELLE	ITA	HONDA	2'13.022	135.5	3
7'27.277	5 Jaume MASIA	SPA	HONDA	2'11.985	136.6	3
9'18.834	72 Taiyo FURUSATO	JPN	HONDA	2'11.939	136.6	4
9'27.204	18 Matteo BERTELLE	ITA	HONDA	2'11.731	136.9	4
9'38.543	5 Jaume MASIA	SPA	HONDA	2'11.266	137.4	4
11'38.210	18 Matteo BERTELLE	ITA	HONDA	2'11.006	137.6	5
11'48.576	5 Jaume MASIA	SPA	HONDA	2'10.033	138.7	5
16'10.995	5 Jaume MASIA	SPA	HONDA	2'09.336	139.4	7

These data/results cannot be reproduced, stored and/or transmitted in whole or in part by any manner of electronic, mechanical, photocopying, recording, broadcasting or otherwise now known or herein after developed without the previous express consent by the copyright owner, except for reproduction in daily press and regular printed publications on sale to the public within 60 days of the event related to those data/results and always provided that copyright symbol appears together as follows below.

© DORNA, 2023

Official MotoGP Timing by TISSOT
www.motogp.com

Greater Noida, Saturday, September 23, 2023

