


5010 m.

IndianOil GRAND PRIX OF INDIA
Warm Up
Classification

25

	Rider	Nation	Team	Motorcycle	Time	Lap	Total	Gap	Top Speed
1	89 Jorge MARTIN	SPA	Prima Pramac Racing	DUCATI	1'45.402	4	6		349.5
2	72 Marco BEZZECCHI	ITA	Mooney VR46 Racing Team	DUCATI	1'45.541	6	6	0.139 0.139	347.8
3	20 Fabio QUARTARARO	FRA	Monster Energy Yamaha MotoGP	YAMAHA	1'45.713	4	6	0.311 0.172	339.6
4	37 Augusto FERNANDEZ	SPA	GASGAS Factory Racing Tech3	KTM	1'45.800	6	6	0.398 0.087	341.2
5	36 Joan MIR	SPA	Repsol Honda Team	HONDA	1'45.830	5	6	0.428 0.030	342.8
6	49 Fabio DI GIANNANTONIO	ITA	Gresini Racing MotoGP	DUCATI	1'45.864	6	6	0.462 0.034	339.6
7	33 Brad BINDER	RSA	Red Bull KTM Factory Racing	KTM	1'45.902	6	6	0.500 0.038	346.1
8	5 Johann ZARCO	FRA	Prima Pramac Racing	DUCATI	1'45.979	4	6	0.577 0.077	342.8
9	41 Aleix ESPARGARO	SPA	Aprilia Racing	APRILIA	1'46.014	6	6	0.612 0.035	347.8
10	25 Raul FERNANDEZ	SPA	CryptoDATA RNF MotoGP Team	APRILIA	1'46.064	4	6	0.662 0.050	338.0
11	93 Marc MARQUEZ	SPA	Repsol Honda Team	HONDA	1'46.081	4	6	0.679 0.017	342.8
12	21 Franco MORBIDELLI	ITA	Monster Energy Yamaha MotoGP	YAMAHA	1'46.082	4	6	0.680 0.001	341.2
13	1 Francesco BAGNAIA	ITA	Ducati Lenovo Team	DUCATI	1'46.142	4	6	0.740 0.060	352.9
14	12 Maverick VIÑALES	SPA	Aprilia Racing	APRILIA	1'46.207	4	6	0.805 0.065	344.4
15	44 Pol ESPARGARO	SPA	GASGAS Factory Racing Tech3	KTM	1'46.239	5	6	0.837 0.032	344.4
16	30 Takaaki NAKAGAMI	JPN	LCR Honda IDEMITSU	HONDA	1'46.466	6	6	1.064 0.227	344.4
17	43 Jack MILLER	AUS	Red Bull KTM Factory Racing	KTM	1'46.616	6	6	1.214 0.150	339.6
18	6 Stefan BRADL	GER	LCR Honda CASTROL	HONDA	1'46.629	4	6	1.227 0.013	342.8
19	51 Michele PIRRO	ITA	Ducati Lenovo Team	DUCATI	1'47.041	4	6	1.639 0.412	346.1
20	88 Miguel OLIVEIRA	POR	CryptoDATA RNF MotoGP Team	APRILIA	1'48.735	2	2	3.333 1.694	344.4

Practice condition: Dry

Air: 32°

Humidity: 73%

Ground: 44°

Fastest Lap:	Lap: 4	Jorge MARTIN	1'45.402	171.1 Km/h
Best Race Lap:		New track layout		
All Time Lap Record:	2023	Marco BEZZECCHI	1'43.947	173.5 Km/h

The results are provisional until the end of the limit for protest and appeals.

Time limit for protest expires 30' after publication of the results - Time:

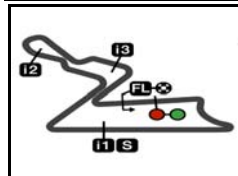
These data/results cannot be reproduced, stored and/or transmitted in whole or in part by any manner of electronic, mechanical, photocopying, recording, broadcasting or otherwise now known or herein after developed without the previous express consent by the copyright owner, except for reproduction in daily press and regular printed publications on sale to the public within 60 days of the event related to those data/results and always provided that copyright symbol appears together as follows below.

© DORNA, 2023

Official MotoGP Timing by **TISSOT**
 www.motogp.com



Greater Noida, Sunday, September 24, 2023



5010 m.

IndianOil GRAND PRIX OF INDIA

Warm Up

Top Speed & Average

26



Rider	Nation	Motorcycle	Top 5 speeds					Average	Top
1 Francesco BAGNAIA	ITA	DUCATI	352.9	347.8	347.8	346.1	346.1	348.1	352.9
89 Jorge MARTIN	SPA	DUCATI	349.5	347.8	346.1	346.1	344.4	346.8	349.5
41 Aleix ESPARGARO	SPA	APRILIA	347.8	347.8	341.2	339.6	339.6	343.2	347.8
72 Marc BEZZECCHI	ITA	DUCATI	347.8	347.8	344.4	344.4	344.4	345.8	347.8
33 Brad BINDER	RSA	KTM	346.1	346.1	346.1	342.8	339.6	344.1	346.1
51 Michele PIRRO	ITA	DUCATI	346.1	341.2	341.2	339.6	336.4	340.9	346.1
12 Maverick VIÑALES	SPA	APRILIA	344.4	341.2	339.6	339.6	339.6	340.9	344.4
30 Takaaki NAKAGAMI	JPN	HONDA	344.4	344.4	342.8	336.4	336.4	340.9	344.4
44 Poi ESPARGARO	SPA	KTM	344.4	342.8	341.2	341.2	338.0	341.5	344.4
88 Miguel OLIVEIRA	POR	APRILIA	344.4	342.8	338.0			341.7	344.4
5 Johann ZARCO	FRA	DUCATI	342.8	341.2	341.2	339.6	339.6	340.9	342.8
6 Stefan BRADL	GER	HONDA	342.8	341.2	341.2	339.6	338.0	340.6	342.8
36 Joan MIR	SPA	HONDA	342.8	342.8	341.2	339.6	339.6	341.2	342.8
93 Marc MARQUEZ	SPA	HONDA	342.8	342.8	342.8	341.2	339.6	341.5	342.8
21 Franco MORBIDELLI	ITA	YAMAHA	341.2	341.2	341.2	339.6	339.6	340.6	341.2
37 Augusto FERNANDEZ	SPA	KTM	341.2	339.6	339.6	338.0	336.4	338.5	341.2
20 Fabio QUARTARARO	FRA	YAMAHA	339.6	338.0	338.0	338.0	338.0	338.3	339.6
43 Jack MILLER	AUS	KTM	339.6	339.6	338.0	338.0	338.0	338.6	339.6
49 Fabio DI GIANNANTONIO	ITA	DUCATI	339.6	338.0	338.0	338.0	338.0	338.3	339.6
25 Raul FERNANDEZ	SPA	APRILIA	338.0	338.0	336.4	336.4	336.4	337.0	338.0

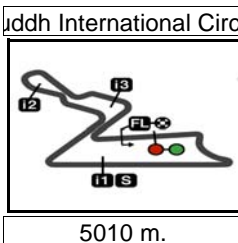
These data/results cannot be reproduced, stored and/or transmitted in whole or in part by any manner of electronic, mechanical, photocopying, recording, broadcasting or otherwise now known or herein after developed without the previous express consent by the copyright owner, except for reproduction in daily press and regular printed publications on sale to the public within 60 days of the event related to those data/results and always provided that copyright symbol appears together as follows below.

© DORNA, 2023

Official MotoGP Timing by TISSOT
www.motogp.com



Greater Noida, Sunday, September 24, 2023



IndianOil GRAND PRIX OF INDIA

Warm Up

Chronological Analysis of Performances

27

* Lap / Sector time cancelled T1 Time from finish line to 1st intermediate T3 Time from 2nd intermed. to 3rd intermed.
 P Crossing the finish line in pit lane T2 Time from 1st intermed. to 2nd intermed. T4 Time from 3rd intermediate to finish line
 **Tyre data subject to further updates

Lap	Lap Time	T1	T2	T3	T4	Speed	Lap	Lap Time	T1	T2	T3	T4	Speed	
1st	89	Jorge MARTIN DUCATI SPA						6	1'45.800	33.547	33.208	20.822	18.223	338.0
		Prima Pramac Racing							HONDA SPA					
		Runs=1 Total laps=6 Full laps=5 Valid laps=5							Runs=1 Total laps=6 Full laps=5 Valid laps=5					
Run #	1	Front Tyre Slick-Medium		Rear Tyre Slick-Medium			Run #	1	Front Tyre Slick-Medium		Rear Tyre Slick-Soft			
		11 Laps at start							7 Laps at start					
		New Tyre							3 Laps at start					
1	2'16.377	33.633	34.969	21.570	18.444	338.0	1	2'21.083	33.986	35.218	21.621	18.644	338.0	
2	1'47.542	34.390	33.777	21.090	18.285	346.1	2	1'47.723	34.341	33.857	21.233	18.292	339.6	
3	1'45.979	33.305	33.413	21.171	18.090	344.4	3	1'47.057	33.571	33.968	21.261	18.257	341.2	
4	1'45.402	33.232	33.151	20.844	18.175	346.1	4	1'45.901	33.340	33.316	21.009	18.236	339.6	
5	1'53.208	33.535	40.333	21.083	18.257	349.5	5	1'45.830	33.266	33.220	21.045	18.299	342.8	
6	1'47.674	33.270	34.871	21.033	18.500	347.8	6	1'53.877	33.334	38.480	21.793	20.270	342.8	
2nd	72	Marco BEZZECCHI DUCATI ITA												
		Mooney VR46 Racing Team												
		Runs=1 Total laps=6 Full laps=5 Valid laps=5												
Run #	1	Front Tyre Slick-Medium		Rear Tyre Slick-Medium			Run #	1	Front Tyre Slick-Medium		Rear Tyre Slick-Soft			
		11 Laps at start							8 Laps at start					
		New Tyre							4 Laps at start					
1	2'05.498	33.871	36.039	22.105	19.411	341.2	1	2'03.153	34.204	35.762	21.737	18.719	333.3	
2	1'47.313	34.144	33.785	21.002	18.382	344.4	2	1'47.866	34.145	33.970	21.313	18.438	338.0	
3	1'45.974	33.595	33.221	20.891	18.267	347.8	3	1'46.524	33.642	33.525	21.080	18.277	338.0	
4	1'46.259	33.517	33.317	20.932	18.493	347.8	4	1'46.106	33.425	33.394	20.971	18.316	338.0	
5	1'54.708	41.117	33.999	21.039	18.553	344.4	5	1'46.031	33.449	33.430	20.909	18.243	339.6	
6	1'45.541	33.362	33.205	20.783	18.191	344.4	6	1'45.864	33.354	33.340	20.854	18.316	338.0	
3rd	20	Fabio QUARTARARO YAMAHA FRA												
		Monster Energy Yamaha MotoGP												
		Runs=1 Total laps=6 Full laps=5 Valid laps=5												
Run #	1	Front Tyre Slick-Medium		Rear Tyre Slick-Medium			Run #	1	Front Tyre Slick-Medium		Rear Tyre Slick-Soft			
		8 Laps at start							11 Laps at start					
		New Tyre							4 Laps at start					
1	1'52.308	32.680	35.450	21.814	19.014	336.4	1	2'05.988	33.434	35.937	22.102	19.631	339.6	
2	1'47.210	34.041	33.622	21.205	18.342	339.6	2	1'47.288	33.984	33.762	21.136	18.406	342.8	
3	1'46.243	33.706	33.226	21.037	18.274	338.0	3	1'45.999	33.569	33.354	20.788	18.288	346.1	
4	1'45.713	33.364	33.144	21.003	18.202	338.0	4	1'47.045	33.267	34.197	21.001	18.580	346.1	
5	1'45.953	33.439	33.292	21.074	18.148	338.0	5	1'55.039	40.423	34.091	21.669	18.856	336.4	
6	1'45.743	33.314	33.117	21.021	18.291	338.0	6	1'45.902	33.226	33.281	20.924	18.471	346.1	
4th	37	Augusto FERNANDEZ KTM SPA												
		GASGAS Factory Racing Tech3												
		Runs=1 Total laps=6 Full laps=5 Valid laps=5												
Run #	1	Front Tyre Slick-Medium		Rear Tyre Slick-Soft			Run #	1	Front Tyre Slick-Medium		Rear Tyre Slick-Medium			
		11 Laps at start							8 Laps at start					
		3 Laps at start							New Tyre					
1	2'08.302	33.428	36.091	22.226	18.884	336.4	1	2'23.569	33.407	35.805	21.685	18.862	339.6	
2	1'47.830	34.294	33.765	21.199	18.572	341.2	2	1'49.007	34.936	34.196	21.309	18.566	336.4	
3	1'46.780	33.954	33.500	20.909	18.417	339.6	3	1'47.061	34.075	33.594	21.154	18.238	339.6	
4	1'46.085	33.694	33.177	20.811	18.403	339.6	4	1'45.979	33.440	33.398	20.981	18.160	341.2	
5	1'48.213	35.056	33.655	21.025	18.477	336.4								
5th	36	Joan MIR HONDA SPA												
		Repsol Honda Team												
		Runs=1 Total laps=6 Full laps=5 Valid laps=5												
Run #	1	Front Tyre Slick-Medium		Rear Tyre Slick-Soft			Run #	1	Front Tyre Slick-Medium		Rear Tyre Slick-Medium			
		7 Laps at start							8 Laps at start					
		3 Laps at start							New Tyre					
1	2'21.083	33.986	35.218	21.621	18.644	338.0	1	2'23.569	33.407	35.805	21.685	18.862	339.6	
2	1'47.723	34.341	33.857	21.233	18.292	339.6	2	1'49.007	34.936	34.196	21.309	18.566	336.4	
3	1'47.057	33.571	33.968	21.261	18.257	341.2	3	1'47.061	34.075	33.594	21.154	18.238	339.6	
4	1'45.901	33.340	33.316	21.009	18.236	339.6	4	1'45.979	33.440	33.398	20.981	18.160	341.2	
5	1'45.830	33.266	33.220	21.045	18.299	342.8								
6	1'53.877	33.334	38.480	21.793	20.270	342.8								
6th	49	Fabio DI GIANNANTONI DUCATI ITA												
		Gresini Racing MotoGP												
		Runs=1 Total laps=6 Full laps=5 Valid laps=5												
Run #	1	Front Tyre Slick-Medium		Rear Tyre Slick-Soft			Run #	1	Front Tyre Slick-Medium		Rear Tyre Slick-Medium			
		8 Laps at start							8 Laps at start					
		4 Laps at start							New Tyre					
1	2'03.153	34.204	35.762	21.737	18.719	333.3	1	2'23.569	33.407	35.805	21.685	18.862	339.6	
2	1'47.866	34.145	33.970	21.313	18.438	338.0	2	1'49.007	34.936	34.196	21.309	18.566	336.4	
3	1'46.524	33.642	33.525	21.080	18.277	338.0	3	1'47.061	34.075	33.594	21.154	18.238	339.6	
4	1'46.106	33.425	33.394	20.971	18.316	338.0	4	1'45.979	33.440	33.398	20.981	18.160	341.2	
5	1'46.031	33.449	33.430	20.909	18.243	339.6								
6	1'45.864	33.354	33.340	20.854	18.316	338.0								
7th	33	Brad BINDER KTM RSA												
		Red Bull KTM Factory Racing												
		Runs=1 Total laps=6 Full laps=5 Valid laps=5												
Run #	1	Front Tyre Slick-Medium		Rear Tyre Slick-Soft			Run #	1	Front Tyre Slick-Medium		Rear Tyre Slick-Medium			
		11 Laps at start							8 Laps at start					
		4 Laps at start							New Tyre					
1	2'05.988	33.434	35.937	22.102	19.631	339.6	1	2'23.569	33.407	35.805	21.685	18.862	339.6	
2	1'47.288	33.984	33.762	21.136	18.406	342.8	2	1'49.007	34.936	34.196	21.309	18.566	336.4	
3	1'45.999	33.569	33.354	20.788	18.288	346.1	3	1'47.061	34.075	33.594	21.154	18.238	339.6	
4	1'47.045	33.267	34.197	21.001	18.580	346.1	4	1'45.979	33.440	33.398	20.981	18.160	341.2	
5	1'55.039	40.423	34.091	21.669	18.856	336.4								
6	1'45.902	33.226	33.281	20.924	18.471	346.1								
8th	5	Johann ZARCO DUCATI FRA												
		Prima Pramac Racing												
		Runs=1 Total laps=6 Full laps=5 Valid laps=4												
Run #	1	Front Tyre Slick-Medium		Rear Tyre Slick-Medium			Run #	1	Front Tyre Slick-Medium		Rear Tyre Slick-Medium			
		11 Laps at start							8 Laps at start					
		3 Laps at start							New Tyre					
1	2'08.302	33.428	36.091	22.226	18.884	336.4	1	2'23.569	33.407	35.805	21.685	18.862	339.6	
2	1'47.830	34.294	33.765	21.199	18.572	341.2	2	1'49.007	34.936	34.196	21.309	18.566	336.4	
3	1'46.780	33.954	33.500	20.909	18.417	339.6	3	1'47.061	34.075	33.594	21.154	18.238	339.6	
4	1'46.085	33.694	33.177	20.811	18.403	339.6	4	1'45.979	33.440	33.398	20.981	18.160	341.2	
5	1'48.213	35.056	33.655	21.025	18.477	336.4								

Fastest Lap: Jorge MARTIN Prima Pramac Racing SPA **1'45.402** 33.232 33.151 20.844 18.175

These data/results cannot be reproduced, stored and/or transmitted in whole or in part by any manner of electronic, mechanical, photocopying, recording, broadcasting or otherwise now known or herein after developed without the previous express consent by the copyright owner, except for reproduction in daily press and regular printed publications on sale to the public within 60 days of the event related to those data/results and always provided that copyright symbol appears together as follows below.
 © DORNA, 2023



Warm Up

MotoGP

Lap	Lap Time	T1	T2	T3	T4	Speed	Lap	Lap Time	T1	T2	T3	T4	Speed
5	1'48.969	33.493	34.787	21.762	18.927	341.2	3	1'47.015	33.565	33.867	21.159	18.424	352.9
6	1'46.306 *	33.585	33.343	21.058	18.320*	342.8	4	1'46.142	33.518	33.375	20.992	18.257	344.4
9th 41 Aleix ESPARGARO APRILIA SPA Aprilia Racing Runs=1 Total laps=6 Full laps=5 Valid laps=5							14th 12 Maverick VIÑALES APRILIA SPA Aprilia Racing Runs=1 Total laps=6 Full laps=5 Valid laps=4						
Run #	1	Front Tyre	Slick-Medium	Rear Tyre	Slick-Medium	New Tyre	Run #	1	Front Tyre	Slick-Medium	Rear Tyre	Slick-Soft	New Tyre
7 Laps at start							7 Laps at start						
1	2'16.864	33.903	34.818	21.631	18.595	341.2	1	2'31.225	32.703	35.461	21.780	18.906	338.0
2	1'48.007	34.152	34.288	21.058	18.509	347.8	2	1'48.363	34.099	33.789	21.867	18.608	339.6
3	1'47.950	33.820	34.226	21.528	18.376	347.8	3	1'47.948 *	33.989	34.275*	21.303*	18.381	341.2
4	1'46.838	33.778	33.691	21.033	18.336	338.0	4	1'46.207	33.469	33.336	20.902	18.500	344.4
5	1'46.167	33.637	33.373	20.890	18.267	339.6	5	1'46.473	33.700	33.423	20.970	18.380	339.6
6	1'46.014	33.702	33.231	20.851	18.230	339.6	6	1'52.384	39.212	33.638	21.105	18.429	339.6
10th 25 Raul FERNANDEZ APRILIA SPA CryptoDATA RNF MotoGP Team Runs=1 Total laps=6 Full laps=5 Valid laps=4							15th 44 Poi ESPARGARO KTM SPA GASGAS Factory Racing Tech3 Runs=1 Total laps=6 Full laps=5 Valid laps=5						
Run #	1	Front Tyre	Slick-Medium	Rear Tyre	Slick-Medium	New Tyre	Run #	1	Front Tyre	Slick-Medium	Rear Tyre	Slick-Soft	New Tyre
7 Laps at start							8 Laps at start						
1	2'29.029	33.117	35.548	21.642	18.634	333.3	1	2'15.630	33.554	36.560	22.668	19.824	338.0
2	1'46.968	34.093	33.471	21.131	18.273	336.4	2	1'49.949	35.183	34.933	21.223	18.610	336.4
3	1'46.587 *	33.697	33.549*	21.102*	18.239	336.4	3	1'50.996	33.639	36.879	22.147	18.331	344.4
4	1'46.064	33.687	33.192	20.921	18.264	338.0	4	1'46.631	33.955	33.451	21.026	18.199	341.2
5	1'54.617	39.662	34.127	21.799	19.029	338.0	5	1'46.239	33.399	33.396	21.060	18.384	341.2
6	1'46.451	33.731	33.316	21.051	18.353	336.4	6	1'48.283	33.356	33.597	21.124	20.206	342.8
11th 93 Marc MARQUEZ HONDA SPA Repsol Honda Team Runs=1 Total laps=6 Full laps=5 Valid laps=5							16th 30 Takaaki NAKAGAMI HONDA JPN LCR Honda IDEMITSU Runs=1 Total laps=6 Full laps=5 Valid laps=5						
Run #	1	Front Tyre	Slick-Medium	Rear Tyre	Slick-Medium	New Tyre	Run #	1	Front Tyre	Slick-Medium	Rear Tyre	Slick-Soft	New Tyre
11 Laps at start							8 Laps at start						
1	2'24.079	33.394	35.686	21.740	18.824	339.6	1	2'15.299	35.717	37.451	22.232	21.041	327.2
2	1'48.066	34.347	33.827	21.421	18.471	341.2	2	1'49.385	34.981	34.766	21.144	18.494	336.4
3	1'47.973	34.765	33.701	21.250	18.257	342.8	3	1'48.411	33.865	34.537	21.533	18.476	336.4
4	1'46.081	33.383	33.244	21.128	18.326	342.8	4	1'46.821	33.647	33.679	21.084	18.411	344.4
5	1'47.497	33.437	33.870	21.646	18.544	342.8	5	1'46.586	33.492	33.768	20.903	18.423	344.4
6	1'48.314	33.550	33.301	21.196	20.267	339.6	6	1'46.466	33.461	33.524	20.985	18.496	342.8
12th 21 Franco MORBIDELLI YAMAHA ITA Monster Energy Yamaha MotoGP Runs=1 Total laps=6 Full laps=5 Valid laps=5							17th 43 Jack MILLER KTM AUS Red Bull KTM Factory Racing Runs=1 Total laps=6 Full laps=5 Valid laps=5						
Run #	1	Front Tyre	Slick-Medium	Rear Tyre	Slick-Soft	New Tyre	Run #	1	Front Tyre	Slick-Medium	Rear Tyre	Slick-Medium	New Tyre
7 Laps at start							11 Laps at start						
1	2'00.111	34.366	36.125	21.839	19.004	331.7	1	1'55.957	33.196	35.432	22.395	18.637	336.4
2	1'47.797	34.125	33.902	21.343	18.427	339.6	2	1'48.351	34.051	33.874	21.949	18.477	339.6
3	1'46.571	33.788	33.485	21.016	18.282	341.2	3	1'46.933	33.717	33.494	21.294	18.428	338.0
4	1'46.082	33.525	33.313	20.973	18.271	341.2	4	1'47.382	33.646	33.609	21.672	18.455	338.0
5	1'46.213	33.443	33.256	21.128	18.386	339.6	5	1'47.155	33.825	33.464	21.456	18.410	339.6
6	1'46.137	33.524	33.270	20.978	18.365	341.2	6	1'46.616	33.572	33.468	21.243	18.333	338.0
13th 1 Francesco BAGNAIA DUCATI ITA Ducati Lenovo Team Runs=1 Total laps=6 Full laps=5 Valid laps=5													
Run #	1	Front Tyre	Slick-Medium	Rear Tyre	Slick-Medium	New Tyre							
7 Laps at start							14 Laps at start						
1	2'08.667	32.787	35.967	21.918	19.085	346.1							
2	1'50.498	34.517	36.165	21.299	18.517	347.8							

Fastest Lap: Jorge MARTIN Prima Pramac Racing SPA **1'45.402** 33.232 33.151 20.844 18.175

These data/results cannot be reproduced, stored and/or transmitted in whole or in part by any manner of electronic, mechanical, photocopying, recording, broadcasting or otherwise now known or herein after developed without the previous express consent by the copyright owner, except for reproduction in daily press and regular printed publications on sale to the public within 60 days of the event related to those data/results and always provided that copyright symbol appears together as follows below.
© DORNA, 2023



Lap	Lap Time	T1	T2	T3	T4	Speed	Lap	Lap Time	T1	T2	T3	T4	Speed
-----	----------	----	----	----	----	-------	-----	----------	----	----	----	----	-------

18th	6	Stefan BRADL		HONDA		GER	
		LCR Honda CASTROL					
		Runs=1	Total laps=6	Full laps=5	Valid laps=5		
Run #	1	Front Tyre	Slick-Medium	Rear Tyre	Slick-Soft		
		8 Laps at start			4 Laps at start		
1	2'02.074	33.633	36.496	21.939	18.989	307.6	
2	1'49.153	34.667	34.357	21.333	18.796	338.0	
3	1'47.032	33.643	33.902	21.086	18.401	341.2	
4	1'46.629	33.592	33.613	20.962	18.462	339.6	
5	1'56.685	41.778	34.514	21.470	18.923	341.2	
6	1'47.384	33.592	34.144	21.049	18.599	342.8	

19th	51	Michele PIRRO		DUCATI		ITA	
		Ducati Lenovo Team					
		Runs=1	Total laps=6	Full laps=5	Valid laps=5		
Run #	1	Front Tyre	Slick-Medium	Rear Tyre	Slick-Medium		
		11 Laps at start			New Tyre		
1	2'06.293	35.524	35.592	22.130	19.724	336.4	
2	1'54.147	34.288	39.846	21.407	18.606	341.2	
3	1'47.315	33.843	33.800	21.204	18.468	341.2	
4	1'47.041	33.972	33.448	21.186	18.435	339.6	
5	1'47.556	33.841	33.766	21.227	18.722	346.1	
6	2'02.117	45.459	35.818	21.503	19.337	266.6	

20th	88	Miguel OLIVEIRA		APRILIA		POR	
		CryptoDATA RNF MotoGP Team					
		Runs=1	Total laps=2	Full laps=1	Valid laps=1		
Run #	1	Front Tyre	Slick-Hard	Rear Tyre	Slick-Soft		
		New Tyre			4 Laps at start		
1	2'09.943	34.245	41.743	24.613	19.589	338.0	
2	1'48.735	34.520	34.475	21.299	18.441	344.4	
	unfinished	33.960	33.706			342.8	

Fastest Lap: Jorge MARTIN	Prima Pramac Racing	SPA	1'45.402	33.232	33.151	20.844	18.175
----------------------------------	---------------------	-----	-----------------	--------	--------	--------	--------

These data/results cannot be reproduced, stored and/or transmitted in whole or in part by any manner of electronic, mechanical, photocopying, recording, broadcasting or otherwise now known or herein after developed without the previous express consent by the copyright owner, except for reproduction in daily press and regular printed publications on sale to the public within 60 days of the event related to those data/results and always provided that copyright symbol appears together as follows below.

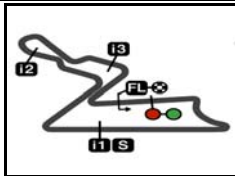
© DORNA, 2023

Official MotoGP Timing by TISSOT
www.motogp.com

Greater Noida, Sunday, September 24, 2023

Page 3 of 3





IndianOil GRAND PRIX OF INDIA
Official Starting Grid

5010 m.

Race : 21 laps = 105.21 km

28



1	1 1'43.947 72 Marco BEZZECCHI Ducati	2	2 1'43.990 89 Jorge MARTIN Ducati	3	3 1'44.203 1 Francesco BAGNAIA Ducati
2	4 1'44.454 36 Joan MIR Honda	3	5 1'44.469 93 Marc MARQUEZ Honda	4	6 1'44.515 5 Johann ZARCO Ducati
3	7 1'44.724 20 Fabio QUARTARARO Yamaha	4	8 1'44.741 12 Maverick VIÑALES Aprilia	5	9 1'44.750 41 Aleix ESPARGARO Aprilia
4	10 1'45.194 25 Raul FERNANDEZ Aprilia	5	11 1'44.529 49 Fabio DI GIANNANTONIO Ducati	6	12 1'44.651 33 Brad BINDER KTM
5	13 1'44.735 30 Takaaki NAKAGAMI Honda	6	14 1'45.030 43 Jack MILLER KTM	7	15 1'45.037 21 Franco MORBIDELLI Yamaha
6	16 1'45.066 37 Augusto FERNANDEZ KTM	7	17 1'45.375 88 Miguel OLIVEIRA Aprilia	8	18 1'45.452 44 Pol ESPARGARO KTM
7	19 1'45.517 6 Stefan BRADL Honda	8	20 1'46.147 51 Michele PIRRO Ducati		

The results are provisional until the end of the limit for protest and appeals and until the ratification of the Event Management Committee.

Time limit for protest expires 60' at the latest after publication of the results - Time:

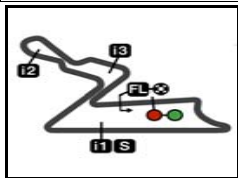
These data/results cannot be reproduced, stored and/or transmitted in whole or in part by any manner of electronic, mechanical, photocopying, recording, broadcasting or otherwise now known or herein after developed without the previous express consent by the copyright owner, except for reproduction in daily press and regular printed publications on sale to the public within 60 days of the event related to those data/results and always provided that copyright symbol appears together as follows below.

© DORNA, 2023

Official MotoGP Timing by **TISSOT**
www.motogp.com



Greater Noida, Sunday, September 24, 2023



5010 m.

IndianOil GRAND PRIX OF INDIA

Warm Up

Best Partial Times

MotoGP™

IT Ideal Lap Time, sum of the best partial times

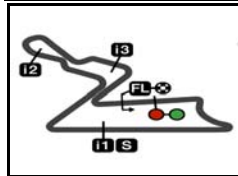
BT Best Lap Time

T1		T2		T3		T4				IT		BT
Pos	Rider	Time	Rider	Time	Rider	Time	Rider	Time	Pos	Rider	IT	BT
1	B.BINDER	33.226	F.QUARTARARO	33.117	M.BEZZECCHI	20.783	J.MARTIN	18.090	1	J.MARTIN	1'45.317	1'45.402 (1)
2	J.MARTIN	33.232	J.MARTIN	33.151	B.BINDER	20.788	F.QUARTARARO	18.148	2	M.BEZZECCHI	1'45.541	1'45.541 (2)
3	J.MIR	33.266	A.FERNANDEZ	33.177	A.FERNANDEZ	20.811	J.ZARCO	18.160	3	F.QUARTARARO	1'45.582	1'45.713 (3)
4	F.BAGNAIA	33.307	R.FERNANDEZ	33.192	J.MARTIN	20.844	M.BEZZECCHI	18.191	4	B.BINDER	1'45.583	1'45.902 (7)
5	F.QUARTARARO	33.314	M.BEZZECCHI	33.205	A.ESPARGARO	20.851	P.ESPARGARO	18.199	5	J.MIR	1'45.731	1'45.830 (5)
6	F.DI GIANNANTO	33.354	J.MIR	33.220	F.DI GIANNANTO	20.854	A.FERNANDEZ	18.223	6	A.FERNANDEZ	1'45.758	1'45.800 (4)
7	P.ESPARGARO	33.356	A.ESPARGARO	33.231	M.VIÑALES	20.902	A.ESPARGARO	18.230	7	F.DI GIANNANTO	1'45.791	1'45.864 (6)
8	M.BEZZECCHI	33.362	M.MARQUEZ	33.244	T.NAKAGAMI	20.903	J.MIR	18.236	8	J.ZARCO	1'45.924	1'45.979 (8)
9	M.MARQUEZ	33.383	F.MORBIDELLI	33.256	R.FERNANDEZ	20.921	R.FERNANDEZ	18.239	9	F.BAGNAIA	1'45.931	1'46.142 (13)
10	J.ZARCO	33.440	B.BINDER	33.281	S.BRADL	20.962	F.DI GIANNANTO	18.243	10	F.MORBIDELLI	1'45.943	1'46.082 (12)
11	F.MORBIDELLI	33.443	M.VIÑALES	33.336	F.MORBIDELLI	20.973	F.BAGNAIA	18.257	11	A.ESPARGARO	1'45.949	1'46.014 (9)
12	T.NAKAGAMI	33.461	F.DI GIANNANTO	33.340	J.ZARCO	20.981	M.MARQUEZ	18.257	12	P.ESPARGARO	1'45.977	1'46.239 (15)
13	M.VIÑALES	33.469	J.ZARCO	33.343	F.BAGNAIA	20.992	F.MORBIDELLI	18.271	13	M.MARQUEZ	1'46.012	1'46.081 (11)
14	A.FERNANDEZ	33.547	F.BAGNAIA	33.375	F.QUARTARARO	21.003	B.BINDER	18.288	14	R.FERNANDEZ	1'46.039	1'46.064 (10)
15	J.MILLER	33.572	P.ESPARGARO	33.396	J.MIR	21.009	J.MILLER	18.333	15	M.VIÑALES	1'46.087	1'46.207 (14)
16	S.BRADL	33.592	M.PIRRO	33.448	P.ESPARGARO	21.026	M.VIÑALES	18.380	16	T.NAKAGAMI	1'46.299	1'46.466 (16)
17	A.ESPARGARO	33.637	J.MILLER	33.464	M.MARQUEZ	21.128	S.BRADL	18.401	17	S.BRADL	1'46.568	1'46.629 (18)
18	R.FERNANDEZ	33.687	T.NAKAGAMI	33.524	M.PIRRO	21.186	T.NAKAGAMI	18.411	18	J.MILLER	1'46.612	1'46.616 (17)
19	M.PIRRO	33.841	S.BRADL	33.613	J.MILLER	21.243	M.PIRRO	18.435	19	M.PIRRO	1'46.910	1'47.041 (19)
20	M.OLIVEIRA	33.960	M.OLIVEIRA	33.706	M.OLIVEIRA	21.299	M.OLIVEIRA	18.441	20	M.OLIVEIRA	1'47.406	1'48.735 (20)

These data/results cannot be reproduced, stored and/or transmitted in whole or in part by any manner of electronic, mechanical, photocopying, recording, broadcasting or otherwise now known or herein after developed without the previous express consent by the copyright owner, except for reproduction in daily press and regular printed publications on sale to the public within 60 days of the event related to those data/results and always provided that copyright symbol appears together as follows below.
© DORNA, 2023

Official MotoGP Timing by **TISSOT**
www.motogp.com






5010 m.

IndianOil GRAND PRIX OF INDIA

Warm Up

Fastest Laps Sequence

<i>Practice Time</i>	 <i>Rider</i>	<i>Nation</i>	<i>Motorcycle</i>	<i>Time</i>	<i>Km/h</i>	<i>Rider's Lap</i>
3'39.518	20 Fabio QUARTARARO	FRA	YAMAHA	1'47.210	168.2	2
4'15.997	25 Raul FERNANDEZ	SPA	APRILIA	1'46.968	168.6	2
5'25.761	20 Fabio QUARTARARO	FRA	YAMAHA	1'46.243	169.7	3
5'38.785	72 Marco BEZZECCHI	ITA	DUCATI	1'45.974	170.1	3
7'11.474	20 Fabio QUARTARARO	FRA	YAMAHA	1'45.713	170.6	4
7'35.300	89 Jorge MARTIN	SPA	DUCATI	1'45.402	171.1	4

These data/results cannot be reproduced, stored and/or transmitted in whole or in part by any manner of electronic, mechanical, photocopying, recording, broadcasting or otherwise now known or herein after developed without the previous express consent by the copyright owner, except for reproduction in daily press and regular printed publications on sale to the public within 60 days of the event related to those data/results and always provided that copyright symbol appears together as follows below.

© DORNA, 2023

Official MotoGP Timing by TISSOT
www.motogp.com

Greater Noida, Sunday, September 24, 2023

