

**MOTUL GRAND PRIX OF JAPAN**

**Practice Nr. 1**

**Classification**

**3**

	Rider	Nation	Team	Motorcycle	Time	Lap Total	Gap	Top Speed
1	35 Somkiat CHANTRA	THA	IDEMITSU Honda Team Asia	KALEX	<b>1'50.477</b>	14 16		<b>260.8</b>
2	37 Pedro ACOSTA	SPA	Red Bull KTM Ajo	KALEX	<b>1'50.617</b>	16 17	0.140 0.140	<b>262.1</b>
3	12 Filip SALAC	CZE	QJMOTOR Gresini Moto2	KALEX	<b>1'50.925</b>	15 16	0.448 0.308	<b>260.8</b>
4	18 Manuel GONZALEZ	SPA	Correos Prepago Yamaha VR46 T	KALEX	<b>1'51.013</b>	14 18	0.536 0.088	<b>260.2</b>
5	96 Jake DIXON	GBR	Inde GASGAS Aspar Team	KALEX	<b>1'51.221</b>	15 15	0.744 0.208	<b>260.2</b>
6	79 Ai OGURA	JPN	IDEMITSU Honda Team Asia	KALEX	<b>1'51.226</b>	11 12	0.749 0.005	<b>257.7</b>
7	28 Izan GUEVARA	SPA	Inde GASGAS Aspar Team	KALEX	<b>1'51.251</b>	17 18	0.774 0.025	<b>260.8</b>
8	54 Fermín ALDEGUER	SPA	Beta Tools SpeedUp	BOSCOSCURO	<b>1'51.295</b>	17 17	0.818 0.044	<b>259.6</b>
9	40 Aron CANET	SPA	Pons Wegow Los40	KALEX	<b>1'51.368</b>	15 16	0.891 0.073	<b>260.2</b>
10	16 Joe ROBERTS	USA	Italtrans Racing Team	KALEX	<b>1'51.382</b>	14 17	0.905 0.014	<b>258.9</b>
11	14 Tony ARBOLINO	ITA	Elf Marc VDS Racing Team	KALEX	<b>1'51.414</b>	17 18	0.937 0.032	<b>262.1</b>
12	15 Darryn BINDER	RSA	Liqui Moly Husqvarna Intact GP	KALEX	<b>1'51.422</b>	13 16	0.945 0.008	<b>261.5</b>
13	64 Bo BENDSNEYDER	NED	Pertamina Mandalika SAG Team	KALEX	<b>1'51.531</b>	16 17	1.054 0.109	<b>258.9</b>
14	75 Albert ARENAS	SPA	Red Bull KTM Ajo	KALEX	<b>1'51.567</b>	13 16	1.090 0.036	<b>259.6</b>
15	21 Alonso LOPEZ	SPA	Beta Tools SpeedUp	BOSCOSCURO	<b>1'51.619</b>	16 17	1.142 0.052	<b>260.2</b>
16	7 Barry BALTUS	BEL	Fieten Olie Racing GP	KALEX	<b>1'51.671</b>	14 18	1.194 0.052	<b>258.3</b>
17	22 Sam LOWES	GBR	Elf Marc VDS Racing Team	KALEX	<b>1'51.682</b>	11 16	1.205 0.011	<b>257.1</b>
18	23 Taiga HADA	JPN	Pertamina Mandalika SAG Team	KALEX	<b>1'51.773</b>	11 16	1.296 0.091	<b>258.9</b>
19	52 Jeremy ALCOBA	SPA	QJMOTOR Gresini Moto2	KALEX	<b>1'51.810</b>	13 17	1.333 0.037	<b>260.2</b>
20	24 Marcos RAMIREZ	SPA	OnlyFans American Racing	KALEX	<b>1'51.888</b>	13 17	1.411 0.078	<b>259.6</b>
21	11 Sergio GARCIA	SPA	Pons Wegow Los40	KALEX	<b>1'51.926</b>	17 18	1.449 0.038	<b>262.1</b>
22	84 Zonta VD GOORBERGH	NED	Fieten Olie Racing GP	KALEX	<b>1'51.926</b>	13 18	1.449	<b>258.9</b>
23	71 Dennis FOGGIA	ITA	Italtrans Racing Team	KALEX	<b>1'52.005</b>	14 16	1.528 0.079	<b>259.6</b>
24	67 Alberto SURRA	ITA	Forward Team	FORWARD	<b>1'52.472</b>	14 15	1.995 0.467	<b>260.8</b>
25	4 Sean Dylan KELLY	USA	Forward Team	FORWARD	<b>1'52.647</b>	12 16	2.170 0.175	<b>260.2</b>
26	5 Kohta NOZANE	JPN	Correos Prepago Yamaha VR46 T	KALEX	<b>1'52.676</b>	15 16	2.199 0.029	<b>257.1</b>
27	72 Borja GOMEZ	SPA	Fantic Racing	KALEX	<b>1'52.825</b>	15 18	2.348 0.149	<b>258.9</b>
28	8 Senna AGIUS	AUS	Liqui Moly Husqvarna Intact GP	KALEX	<b>1'53.121</b>	8 14	2.644 0.296	<b>260.2</b>
29	33 Rory SKINNER	GBR	OnlyFans American Racing	KALEX	<b>1'53.312</b>	17 19	2.835 0.191	<b>255.9</b>
30	9 Mattia CASADEI	ITA	Fantic Racing	KALEX	<b>1'54.490</b>	3 12	4.013 1.178	<b>257.7</b>

**Practice condition: Dry**  
 Air: 28°  
 Humidity: 74%  
 Ground: 39°

<b>Fastest Lap:</b>	Lap: 14	<b>Somkiat CHANTRA</b>	<b>1'50.477</b>	156.4 Km/h
<b>Best Race Lap:</b>	2016	<b>Franco MORBIDELLI</b>	<b>1'50.788</b>	156.0 Km/h
<b>All Time Lap Record:</b>	2016	<b>Johann ZARCO</b>	<b>1'49.961</b>	157.1 Km/h

The results are provisional until the end of the limit for protest and appeals.

Time limit for protest expires 60' after publication of the results - ..... Time: .....

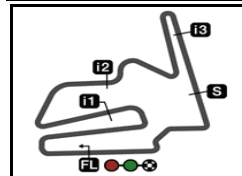
These data/results cannot be reproduced, stored and/or transmitted in whole or in part by any manner of electronic, mechanical, photocopying, recording, broadcasting or otherwise now known or herein after developed without the previous express consent by the copyright owner, except for reproduction in daily press and regular printed publications on sale to the public within 60 days of the event related to those data/results and always provided that copyright symbol appears together as follows below.

© DORNA, 2023

Official MotoGP Timing by **TISSOT**  
 www.motogp.com

**Motegi, Friday, September 29, 2023**





**MOTUL GRAND PRIX OF JAPAN**

**Practice Nr. 1**

**Top Speed & Average**

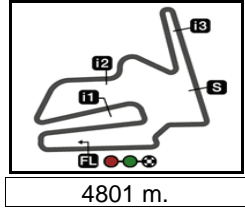
**4**



Rider	Nation	Motorcycle	Top 5 speeds					Average	Top
11 Sergio GARCIA	SPA	KALEX	262.1	261.5	260.8	260.8	260.8	261.2	262.1
14 Tony ARBOLINO	ITA	KALEX	262.1	261.5	260.8	260.2	260.2	261.0	262.1
37 Pedro ACOSTA	SPA	KALEX	262.1	261.5	261.5	261.5	261.5	261.6	262.1
15 Darryn BINDER	RSA	KALEX	261.5	260.8	260.2	260.2	260.2	260.6	261.5
12 Filip SALAC	CZE	KALEX	260.8	259.6	258.9	258.3	258.3	259.0	260.8
28 Izan GUEVARA	SPA	KALEX	260.8	260.2	260.2	260.2	260.2	260.3	260.8
35 Somkiat CHANTRA	THA	KALEX	260.8	258.9	258.9	258.9	258.9	259.3	260.8
67 Alberto SURRA	ITA	FORWARD	260.8	259.6	258.9	258.9	258.3	259.3	260.8
4 Sean Dylan KELLY	USA	FORWARD	260.2	260.2	259.6	257.7	257.7	258.9	260.2
8 Senna AGIUS	AUS	KALEX	260.2	259.6	259.6	259.6	259.6	259.7	260.2
18 Manuel GONZALEZ	SPA	KALEX	260.2	260.2	259.6	259.6	259.6	259.8	260.2
21 Alonso LOPEZ	SPA	BOSCOSCURO	260.2	258.9	258.9	258.9	258.3	258.8	260.2
40 Aron CANET	SPA	KALEX	260.2	260.2	259.6	258.9	258.9	259.4	260.2
52 Jeremy ALCOBA	SPA	KALEX	260.2	260.2	258.3	258.3	257.7	258.9	260.2
96 Jake DIXON	GBR	KALEX	260.2	260.2	260.2	259.6	258.9	259.8	260.2
24 Marcos RAMIREZ	SPA	KALEX	259.6	258.9	258.3	258.3	257.7	258.6	259.6
54 Fermín ALDEGUER	SPA	BOSCOSCURO	259.6	259.6	258.9	258.9	258.9	259.1	259.6
71 Dennis FOGGIA	ITA	KALEX	259.6	259.6	259.6	258.9	258.9	259.2	259.6
75 Albert ARENAS	SPA	KALEX	259.6	259.6	258.9	258.9	258.9	259.2	259.6
16 Joe ROBERTS	USA	KALEX	258.9	258.9	258.3	258.3	258.3	258.5	258.9
23 Taiga HADA	JPN	KALEX	258.9	258.3	258.3	258.3	257.7	258.0	258.9
64 Bo BENDSNEYDER	NED	KALEX	258.9	257.7	255.9	255.9	255.9	256.7	258.9
72 Borja GOMEZ	SPA	KALEX	258.9	258.3	258.3	258.3	257.7	258.0	258.9
84 Zonta VD GOORBERGH	NED	KALEX	258.9	258.3	258.3	258.3	257.7	258.2	258.9
7 Barry BALTUS	BEL	KALEX	258.3	257.7	257.1	257.1	256.5	257.2	258.3
9 Mattia CASADEI	ITA	KALEX	257.7	256.5	255.9	255.3	254.7	255.6	257.7
79 Ai OGURA	JPN	KALEX	257.7	257.1	257.1	257.1	257.1	257.2	257.7
5 Kohta NOZANE	JPN	KALEX	257.1	257.1	257.1	256.5	256.5	256.8	257.1
22 Sam LOWES	GBR	KALEX	257.1	256.5	255.9	255.9	255.9	256.2	257.1
33 Rory SKINNER	GBR	KALEX	255.9	255.9	255.9	255.3	255.3	255.5	255.9

These data/results cannot be reproduced, stored and/or transmitted in whole or in part by any manner of electronic, mechanical, photocopying, recording, broadcasting or otherwise now known or herein after developed without the previous express consent by the copyright owner, except for reproduction in daily press and regular printed publications on sale to the public within 60 days of the event related to those data/results and always provided that copyright symbol appears together as follows below.

© DORNA, 2023



**MOTUL GRAND PRIX OF JAPAN**  
**Practice Nr. 1**  
**Chronological Analysis of Performances**

**5**

\* Lap / Sector time cancelled      T1 Time from finish line to 1st intermediate      T3 Time from 2nd intermed. to 3rd intermed.  
P Crossing the finish line in pit lane      T2 Time from 1st intermed. to 2nd intermed.      T4 Time from 3rd intermediate to finish line

Lap	Lap Time	T1	T2	T3	T4	Speed	Lap	Lap Time	T1	T2	T3	T4	Speed
<b>1st 35 Somkiat CHANTRA</b> IDEMITSU Honda Tea THA Runs=3 Total laps=16 Full laps=11 Valid laps=8							6	<b>1'53.701</b>	29.859	21.803	31.040	30.999	257.7
1	3'00.473	36.206	22.981	31.814	31.304	257.1	7	1'53.258 *	28.84 *	21.705	31.124	31.584	257.7
2	<b>1'53.449</b>	29.386	21.846	30.974	31.243	258.3	8	1'54.818 *	28.784	21.887	31.547 *	32.600	249.4
3	<b>1'52.662</b>	29.016	21.607	30.953	31.086	258.3	9	<b>1'52.150</b>	28.762	21.670	30.738	30.980	257.1
4	<b>1'52.426</b>	28.914	21.669	30.823	31.020	258.9	10	1'47.769 P	28.77 *	21.849	31.407	25.740	257.1
5	1'51.804 *	28.758	21.495	30.630	30.921 *	258.9	11	2'01.166	35.325	22.988	31.476	31.377	252.3
6	<b>1'51.417</b>	28.682	21.517	30.595	30.623	258.9	12	<b>1'51.180</b>	28.635	21.462	30.480	<b>30.603</b>	257.1
7	<b>1'51.839</b>	28.690	21.546	30.626	30.977	<b>260.8</b>	13	1'54.262 *	28.596	22.920 *	31.370	31.376	257.1
8	1'47.437 P	29.887	22.458	31.317	23.775	253.5	14	<b>1'51.238</b>	28.501	21.438	30.581	30.718	258.3
9	1'56.477	32.375	21.944	31.045	31.113	254.1	15	<b>1'50.925</b>	<b>28.492</b>	<b>21.410</b>	<b>30.409</b>	30.614	258.9
10	1'51.845 *	29.101	21.464	30.481	30.799 *	256.5	16	<b>1'51.990</b>	28.654	21.466	30.660	31.210	258.3
11	1'45.116 P	29.49 *	21.639	30.857	23.124	254.7	<b>4th 18 Manuel GONZALEZ</b> Correos Prepagó Yam SPA Runs=2 Total laps=18 Full laps=15 Valid laps=13						
12	1'57.560	34.341	21.821	30.571	30.827	256.5	1	2'13.378	34.416	23.289	32.014	31.459	257.7
13	1'50.934 *	28.564	21.351 *	<b>30.290</b>	30.729	256.5	2	<b>1'55.452</b>	29.022	22.482	31.668	32.280	235.8
14	<b>1'50.477</b>	<b>28.477</b>	<b>21.260</b>	30.332	<b>30.408</b>	258.9	3	<b>1'52.479</b>	28.927	21.662	30.843	31.047	<b>260.2</b>
15	<b>1'50.906</b>	28.502	21.368	30.460	30.576	257.7	4	<b>1'52.025</b>	28.786	21.459	30.952	30.828	258.9
16	<b>1'51.429</b>	28.651	21.347	30.596	30.835	257.1	5	<b>1'51.949</b>	28.780	21.573	30.839	30.757	259.6
<b>2nd 37 Pedro ACOSTA</b> Red Bull KTM Ajo SPA Runs=2 Total laps=17 Full laps=14 Valid laps=12							6	<b>1'51.675</b>	28.748	21.503	30.690	30.734	260.2
1	3'09.484	33.653	22.989	31.610	31.332	260.2	7	1'54.750 *	29.78 *	22.136	31.167	31.664	258.9
2	<b>1'53.336</b>	29.249	22.065	31.025	30.997	261.5	8	<b>1'52.030</b>	28.640	21.601	30.927	30.862	258.9
3	<b>1'52.866</b>	28.959	21.941	30.895	31.071	261.5	9	<b>1'52.075</b>	28.815	21.645	30.742	30.873	259.6
4	<b>1'55.943</b>	29.650	21.914	30.980	33.399	260.2	10	<b>1'51.910</b>	28.720	21.580	30.733	30.877	259.6
5	1'52.284 *	28.745	21.857	30.691	30.991 *	261.5	11	1'53.155 P	33.521	22.244	32.346	25.044	254.1
6	<b>1'52.017</b>	28.737	21.668	30.709	30.903	261.5	12	1'56.133	32.156	22.056	30.946	30.975	256.5
7	<b>1'52.070</b>	28.727	21.724	30.760	30.859	260.8	13	<b>1'51.343</b>	28.715	21.443	30.511	30.674	258.9
8	<b>1'52.095</b>	28.840	21.743	30.644	30.868	260.2	14	<b>1'51.013</b>	28.545	21.420	<b>30.394</b>	30.654	258.3
9	<b>1'51.924</b>	28.760	21.775	30.617	30.772	<b>262.1</b>	15	<b>1'51.115</b>	28.625	<b>21.383</b>	30.491	<b>30.616</b>	259.6
10	1'45.455 P	28.710	21.710	30.766	24.269	261.5	16	1'54.520 *	<b>28.539</b>	23.269 *	31.007	31.705	254.1
11	2'05.367	34.977	22.177	32.862	35.351	204.1	17	<b>1'51.401</b>	28.668	21.407	30.515	30.811	259.6
12	<b>1'51.388</b>	28.654	21.490	30.441	30.803	260.8	18	<b>1'51.446</b>	28.675	21.464	30.551	30.756	259.6
13	<b>1'51.574</b>	28.849	<b>21.414</b>	30.554	30.757	261.5	<b>5th 96 Jake DIXON</b> Inde GASGAS Aspar GBR Runs=2 Total laps=15 Full laps=12 Valid laps=11						
14	<b>1'50.928</b>	28.558	21.539	30.287	30.544	260.2	1	3'10.058	35.888	22.703	31.631	31.466	254.1
15	<b>1'50.920</b>	28.467	21.591	30.331	30.531	260.8	2	<b>1'53.309</b>	29.437	21.832	30.838	31.202	258.9
16	<b>1'50.617</b>	<b>28.398</b>	21.444	<b>30.263</b>	<b>30.512</b>	261.5	3	<b>1'52.626</b>	28.943	21.743	30.818	31.122	<b>260.2</b>
17	1'51.076 *	28.538	21.503	30.446 *	30.589	261.5	4	<b>1'54.237</b>	29.103	21.600	32.279	31.255	257.1
<b>3rd 12 Filip SALAC</b> QJMOTOR Gresini M CZE Runs=2 Total laps=16 Full laps=13 Valid laps=9							5	1'52.331 *	28.995	21.553	30.775	31.008 *	257.7
1	3'23.932	34.576	23.141	32.096	32.234	255.3	6	<b>1'52.388</b>	28.868	21.646	30.800	31.074	258.3
2	<b>1'53.242</b>	29.309	21.869	30.930	31.134	258.3	7	<b>1'53.929</b>	28.804	21.675	32.203	31.247	255.9
3	<b>1'52.536</b>	28.958	21.920	30.646	31.012	<b>260.8</b>	8	<b>1'52.005</b>	28.876	21.686	30.556	30.887	258.3
4	<b>1'53.247</b>	28.994	22.447	30.908	30.898	257.7	9	<b>1'51.790</b>	28.819	21.577	30.590	30.804	259.6
5	1'51.947 *	28.706	21.568	30.622	31.051 *	259.6	10	1'45.334 P	28.841	21.556	30.555	24.382	260.2
							11	2'02.634	37.891	22.363	30.988	31.392	251.7

**Fastest Lap:** Somkiat CHANTRA IDEMITSU Honda Tea THA **1'50.477** 28.477 21.260 30.332 30.408

These data/results cannot be reproduced, stored and/or transmitted in whole or in part by any manner of electronic, mechanical, photocopying, recording, broadcasting or otherwise now known or herein after developed without the previous express consent by the copyright owner, except for reproduction in daily press and regular printed publications on sale to the public within 60 days of the event related to those data/results and always provided that copyright symbol appears together as follows below.  
© DORNA, 2023



## Practice Nr. 1

## Moto2

Lap	Lap Time	T1	T2	T3	T4	Speed	Lap	Lap Time	T1	T2	T3	T4	Speed
12	<b>1'51.552</b>	28.870	21.480	30.481	30.721	258.3	12	1'52.939 *	29.081	21.475	31.073	31.310*	257.1
13	<b>1'51.317</b>	28.655	21.475	30.449	30.738	257.1	13	<b>1'51.969</b>	28.892	21.559	30.809	30.709	258.3
14	<b>2'01.016</b>	<u>28.613</u>	21.691	33.830	36.882	191.1	14	1'48.427 P	30.00*	22.524	31.807	<u>24.092</u>	<u>255.3</u>
15	<u>1'51.221</u>	28.658	<u>21.457</u>	<u>30.425</u>	<u>30.681</u>	260.2	15	1'57.965 *	33.545	22.287*	30.930	31.203	257.7
	PIT	28.938	26.152	33.375	25.754	236.8	16	<b>1'51.552</b>	28.724	21.556	<u>30.542</u>	30.730	258.9
							17	<u>1'51.295</u>	<u>28.645</u>	<u>21.295</u>	30.684	<u>30.671</u>	259.6

6th		79	Ai OGURA	IDEMITSU Honda Tea	JPN	
		Runs=2	Total laps=12	Full laps=9	Valid laps=7	
1	2'50.624	42.297	23.311	31.898	31.752	254.7
2	1'53.436 *	29.37*	21.837	31.018	31.203	257.1
3	<b>1'52.435</b>	28.753	21.804	30.844	31.034	255.9
4	<b>1'51.988</b>	28.777	21.600	30.754	30.857	257.1
5	1'52.051 *	28.649	21.685	30.721	30.996*	257.1
6	<b>1'51.717</b>	28.591	21.567	30.758	30.801	<u>257.7</u>
7	<b>1'51.580</b>	28.535	21.597	30.627	30.821	257.1
8	1'53.965 P	28.647	23.876	34.311	27.131	232.2
9	2'06.610	39.854	22.998	32.092	31.666	250.5
10	<b>1'52.110</b>	28.889	21.666	30.644	30.911	253.5
11	<u>1'51.226</u>	<u>28.471</u>	<u>21.459</u>	<u>30.504</u>	<u>30.792</u>	254.7
12	<b>1'55.839</b>	28.564	21.597	34.458	31.220	255.3
	PIT	28.655	26.961	34.417	33.347	197.8

7th		28	Izan GUEVARA	Inde GASGAS Aspar	SPA	
		Runs=2	Total laps=18	Full laps=15	Valid laps=12	
1	2'53.437	34.579	23.430	32.235	33.405	236.3
2	1'54.565 *	29.948	22.181	31.203	31.233*	<u>260.8</u>
3	<b>1'53.602</b>	29.321	22.063	31.046	31.172	260.2
4	<b>1'52.602</b>	29.009	21.791	30.870	30.932	260.2
5	1'53.358 *	28.980	22.371	30.952	31.055*	257.1
6	<b>1'53.268</b>	29.217	21.962	31.016	31.073	260.2
7	<b>1'53.094</b>	29.166	22.013	30.945	30.970	257.7
8	<b>1'53.066</b>	29.072	22.047	30.901	31.046	257.7
9	<b>1'52.659</b>	28.975	21.877	30.812	30.995	259.6
10	<b>1'52.413</b>	28.901	21.808	30.742	30.962	258.9
11	<b>1'52.842</b>	29.075	21.739	30.793	31.235	259.6
12	1'48.792 P	30.505	22.313	31.446	<u>24.528</u>	<u>256.5</u>
13	1'57.238	32.661	22.343	31.022	31.212	255.9
14	<b>1'51.643</b>	28.693	21.632	30.552	30.766	257.7
15	1'52.217 *	<u>28.667</u>	21.733*	30.942	30.875	257.1
16	<b>1'52.393</b>	28.772	<u>21.500</u>	31.066	31.055	249.4
17	<u>1'51.251</u>	28.681	21.618	<u>30.491</u>	<u>30.461</u>	260.2
18	<b>1'52.166</b>	28.940	21.757	30.721	30.748	260.2

8th		54	Fermin ALDEGUER	Beta Tools SpeedUp	SPA	
		Runs=3	Total laps=17	Full laps=12	Valid laps=10	
1	2'03.403	34.416	23.276	32.325	31.885	254.7
2	<b>1'54.657</b>	30.555	22.018	30.951	31.133	258.3
3	<b>1'53.464</b>	29.931	21.800	30.810	30.923	<u>259.6</u>
4	<b>1'52.510</b>	29.042	21.654	30.894	30.920	258.9
5	<b>1'52.246</b>	29.007	21.617	30.778	30.844	257.7
6	<b>1'52.073</b>	28.875	21.525	30.804	30.869	258.9
7	<b>1'52.244</b>	28.839	21.492	31.013	30.900	258.9
8	<b>1'51.875</b>	28.867	21.450	30.731	30.827	257.7
9	1'59.756 *	31.465	24.834	31.834	31.623*	255.3
10	1'45.675 P	28.910	21.513	30.865	<u>24.387</u>	<u>258.9</u>
11	1'56.952	32.186	22.308	31.206	31.252	255.9

9th		40	Aron CANET	Pons Wegow Los40	SPA	
		Runs=3	Total laps=16	Full laps=11	Valid laps=10	
1	3'22.725	32.682	23.907	31.860	31.604	257.1
2	<b>1'54.022</b>	29.540	22.113	31.215	31.154	258.9
3	<b>1'52.780</b>	29.061	21.900	30.778	31.041	258.3
4	<b>1'52.563</b>	28.935	21.833	30.760	31.035	258.3
5	1'52.475 *	29.066	21.746	30.678	30.985*	258.9
6	<b>1'52.762</b>	29.067	21.766	30.880	31.049	258.9
7	<b>1'55.110</b>	30.903	22.039	30.859	31.309	258.9
8	1'47.652 P	28.931	21.793	30.875	<u>26.053</u>	<u>256.5</u>
9	2'01.307	35.997	21.991	31.094	32.225	242.1
10	1'47.801 P	29.181	21.902	30.834	<u>25.884</u>	<u>257.7</u>
11	2'04.577	38.314	23.765	31.151	31.347	253.5
12	<b>1'51.560</b>	28.774	21.637	<u>30.419</u>	30.730	<u>260.2</u>
13	<b>1'51.392</b>	28.729	21.516	30.487	<u>30.660</u>	259.6
14	<b>1'59.958</b>	28.805	<u>21.468</u>	34.147	35.538	191.1
15	<u>1'51.368</u>	<u>28.619</u>	21.548	30.520	30.681	260.2
16	<b>1'59.907</b>	32.746	22.718	32.151	32.292	254.1

10th		16	Joe ROBERTS	Italtrans Racing Team	USA	
		Runs=2	Total laps=17	Full laps=14	Valid laps=13	
1	3'02.246	37.349	23.979	32.724	32.389	253.5
2	<b>1'55.227</b>	29.855	22.261	31.468	31.643	254.7
3	<b>1'54.045</b>	29.175	21.848	31.356	31.666	256.5
4	<b>1'53.698</b>	29.192	21.721	31.284	31.501	256.5
5	1'53.041 *	29.074	21.712	30.839	31.416*	256.5
6	<b>1'52.593</b>	29.033	21.704	30.813	31.043	257.7
7	<b>1'52.648</b>	28.901	21.578	30.902	31.267	258.3
8	<b>1'52.430</b>	28.968	21.691	30.718	31.053	257.1
9	<b>1'58.408</b>	28.988	21.804	33.097	34.519	218.1
10	<b>1'52.666</b>	29.031	21.679	30.760	31.196	258.3
11	1'48.197 P	29.022	22.408	31.692	<u>25.075</u>	<u>252.9</u>
12	2'09.140	43.113	23.362	31.245	31.420	254.1
13	<b>1'51.553</b>	28.786	21.477	<u>30.477</u>	<u>30.813</u>	257.1
14	<u>1'51.382</u>	<u>28.579</u>	<u>21.390</u>	30.563	30.850	258.3
15	<b>1'53.935</b>	28.613	21.553	30.672	33.097	201.4
16	<b>1'55.578</b>	28.619	21.390	30.958	34.611	<u>258.9</u>
17	<b>1'51.676</b>	28.747	21.446	30.565	30.918	258.9

11th		14	Tony ARBOLINO	Elf Marc VDS Racing	ITA	
		Runs=2	Total laps=18	Full laps=15	Valid laps=13	
1	2'03.532	34.579	23.329	32.319	31.805	259.6
2	<b>1'55.756</b>	31.179	22.167	31.207	31.203	259.6
3	<b>1'52.719</b>	28.914	21.806	30.810	31.189	259.6
4	<b>1'56.587</b>	28.757	21.668	35.002	31.160	258.9
5	<b>1'52.029</b>	28.825	21.708	30.587	30.909	259.6
6	<b>1'51.773</b>	28.632	21.551	30.621	30.969	260.8
7	<b>1'52.471</b>	28.912	21.696	30.740	31.123	259.6
8	1'51.923 *	28.65*	21.638	30.612	31.019	258.9

**Fastest Lap:** Somkiat CHANTRA IDEMITSU Honda Tea THA **1'50.477** 28.477 21.260 30.332 30.408

These data/results cannot be reproduced, stored and/or transmitted in whole or in part by any manner of electronic, mechanical, photocopying, recording, broadcasting or otherwise now known or herein after developed without the previous express consent by the copyright owner, except for reproduction in daily press and regular printed publications on sale to the public within 60 days of the event related to those data/results and always provided that copyright symbol appears together as follows below.  
© DORNA, 2023



## Practice Nr. 1

## Moto2

Lap	Lap Time		T1	T2	T3	T4	Speed	Lap	Lap Time	T1	T2	T3	T4	Speed	
9	1'48.169	P	29.412	22.352	32.428	23.977	258.3	4	1'52.975	29.202	21.894	30.907	30.972	259.6	
10	1'56.658	*	32.020	22.177	31.040	31.421*	257.7	5	1'52.426	*	28.865	21.859	30.680	31.022*	259.6
11	1'52.486		28.689	22.258	30.686	30.853	258.9	6	1'59.228		28.848	21.729	36.161	32.490	242.6
12	1'52.184		28.698	21.719	30.857	30.910	258.3	7	1'52.681		28.905	21.708	30.740	31.328	258.3
13	2'03.790		28.634	22.332	36.980	35.844	169.8	8	2'23.953	P	50.769	27.422	34.970	30.792	192.5
14	1'51.858	*	28.74*	21.584	30.651	30.880	259.6	9	2'04.265		37.569	24.485	30.978	31.233	256.5
15	1'51.569		28.631	21.578	30.589	30.771	260.2	10	1'52.243		28.836	21.761	30.659	30.987	258.9
16	1'57.925		28.704	21.515	30.691	37.015	260.2	11	1'51.972		28.688	21.624	30.649	31.011	257.7
17	1'51.414		28.654	21.468	30.516	30.776	262.1	12	1'53.018		28.800	21.658	31.324	31.236	253.5
18	1'51.948		28.586	21.756	30.716	30.890	261.5	13	1'51.567		28.684	21.544	30.577	30.762	258.3
<b>12th 15 Darryn BINDER</b>			Liqui Moly Husqvarna RSA												
Runs=2 Total laps=16			Full laps=13 Valid laps=10												

1	2'46.762		38.172	24.435	34.120	33.097	255.3
2	1'57.928		30.554	22.883	31.996	32.495	257.1
3	1'58.377		29.581	22.399	32.915	33.482	217.3
4	1'52.852		29.294	21.725	30.704	31.129	259.6
5	1'52.795	*	29.005	21.671	30.960	31.159*	258.9
6	1'52.459		28.976	21.596	30.873	31.014	260.8
7	1'57.704		32.295	22.071	31.449	31.889	255.9
8	1'52.931		29.030	21.819	30.895	31.187	260.2
9	1'52.516		28.881	21.777	30.807	31.051	261.5
10	1'47.670	P	29.685	22.199	31.635	24.151	257.7
11	2'05.709		36.537	24.921	32.761	31.490	253.5
12	1'52.226		28.940	21.616	30.704	30.966	258.3
13	1'51.422		28.688	21.479	30.413	30.842	260.2
14	1'53.232	*	28.591	22.388*	31.288	30.965	260.2
15	1'54.712	*	28.620	21.742*	31.830	32.520	232.7
16	1'51.976		29.018	21.545	30.517	30.896	259.6
	PIT		28.688	21.624	3'20.078	32.223	169.5

<b>13th 64 Bo BENDSNEYDER</b>			Pertamina Mandalika NED											
Runs=2 Total laps=17			Full laps=14 Valid laps=12											
1	2'19.731		34.259	23.424	32.721	32.847	252.3							
2	1'54.384		29.534	22.651	30.935	31.264	257.7							
3	1'53.297		29.092	21.967	30.962	31.276	258.9							
4	1'52.911	*	28.99*	22.051	30.743	31.125	255.9							
5	1'52.258		28.812	21.781	30.617	31.048	255.9							
6	1'53.281		28.899	22.347	30.653	31.382	251.7							
7	1'52.373		28.942	21.766	30.644	31.021	254.1							
8	1'56.514		29.244	23.752	31.202	32.316	238.4							
9	1'52.794		29.028	21.791	30.886	31.089	255.9							
10	1'45.501	P	28.904	21.828	30.752	24.017	255.9							
11	1'58.689		33.731	22.213	31.157	31.588	248.8							
12	1'52.646		28.866	21.516	30.853	31.411	254.1							
13	1'51.668		28.682	21.597	30.456	30.933	254.1							
14	1'55.151		28.842	23.147	32.111	31.051	253.5							
15	1'51.806		28.742	21.614	30.473	30.977	254.7							
16	1'51.531		28.735	21.477	30.467	30.852	255.3							
17	1'58.162	*	28.904	23.836	32.131*	33.291	247.1							

<b>14th 75 Albert ARENAS</b>			Red Bull KTM Ajo SPA											
Runs=2 Total laps=16			Full laps=13 Valid laps=11											
1	2'50.970		35.864	23.071	32.036	31.730	255.9							
2	1'54.088		29.399	21.844	31.412	31.433	258.3							
3	1'53.945		29.269	22.057	31.337	31.282	258.9							

<b>15th 21 Alonso LOPEZ</b>			Beta Tools SpeedUp SPA											
Runs=2 Total laps=17			Full laps=14 Valid laps=11											
1	2'06.060		35.652	22.686	31.611	32.164	255.9							
2	1'54.715		29.789	22.223	31.372	31.331	258.9							
3	1'53.061		28.956	21.868	30.988	31.249	258.9							
4	1'52.932		28.857	21.870	30.883	31.322	258.3							
5	1'52.682		28.845	21.807	30.800	31.230	260.2							
6	1'52.627		28.858	21.737	30.853	31.179	258.3							
7	1'54.170		29.989	21.883	30.927	31.371	258.3							
8	1'52.580		28.831	21.667	30.775	31.307	258.3							
9	1'58.737		30.287	23.684	32.974	31.792	252.3							
10	1'53.699	*	28.97*	22.141	31.412	31.169	258.9							
11	1'57.448		28.979	21.847	34.562	32.060	255.3							
12	1'46.135	P	29.01*	21.744	30.872	24.506	255.3							
13	2'02.103		37.816	22.079	31.003	31.205	254.7							
14	1'54.133	*	28.789	23.299*	30.795	31.250	257.1							
15	1'54.296	*	28.798	21.852*	31.893	31.753	235.2							
16	1'51.619		28.752	21.517	30.518	30.832	257.7							
17	1'55.174		30.205	22.458	31.014	31.497	256.5							

<b>16th 7 Barry BALTUS</b>			Fieten Olie Racing GP BEL											
Runs=2 Total laps=18			Full laps=15 Valid laps=10											
1	2'41.819		34.647	23.098	31.744	31.755	254.1							
2	1'55.575		31.489	21.911	30.944	31.231	255.9							
3	1'52.817		29.156	21.704	30.909	31.048	257.1							
4	1'52.946		29.079	21.761	30.922	31.184	254.7							
5	1'52.628	*	28.837	21.755	30.772*	31.264*	255.3							
6	1'53.597		30.050	21.646	30.854	31.047	257.1							
7	1'52.252		28.846	21.634	30.723	31.049	258.3							
8	1'52.170		28.793	21.615	30.725	31.037	255.3							
9	1'55.865	*	28.98*	21.895	31.880	33.102	257.7							
10	1'52.548		28.843	21.635	30.897	31.173	256.5							
11	1'47.397	P	29.827	22.522	31.325	23.723	254.7							
12	1'57.135		32.520	22.184	31.188	31.243	252.9							
13	1'52.242		28.860	21.705	30.578	31.099	252.3							
14	1'51.671		28.647	21.468	30.653	30.903	255.9							
15	1'53.539	*	28.765	22.707*	31.153	30.914	255.3							
16	1'54.510	*	28.773	21.753*	30.768	33.216	240.5							
17	1'51.702		28.663	21.573	30.599	30.867	256.5							
18	1'54.885	*	28.76*	21.780	31.275	33.062	230.2							

**Fastest Lap:** Somkiat CHANTRA IDEMITSU Honda Tea THA 1'50.477 28.477 21.260 30.332 30.408

These data/results cannot be reproduced, stored and/or transmitted in whole or in part by any manner of electronic, mechanical, photocopying, recording, broadcasting or otherwise now known or herein after developed without the previous express consent by the copyright owner, except for reproduction in daily press and regular printed publications on sale to the public within 60 days of the event related to those data/results and always provided that copyright symbol appears together as follows below.  
© DORNA, 2023

## Practice Nr. 1

## Moto2

Lap	Lap Time	T1	T2	T3	T4	Speed	Lap	Lap Time	T1	T2	T3	T4	Speed	
<b>17th</b>	<b>22</b>	<b>Sam LOWES</b>					Elf Marc VDS Racing GBR	17	<b>1'52.236</b>	28.819	21.539	30.870	31.008	260.2
		Runs=2	Total laps=16	Full laps=13	Valid laps=10									
1	2'16.889	35.320	23.302	34.441	32.797	252.9								
2	1'54.687 *	29.655	22.010	31.357	31.665*	255.9								
3	<b>1'53.107</b>	29.256	21.770	30.980	31.101	255.9								
4	<b>1'52.656</b>	29.011	21.599	30.951	31.095	257.1								
5	<b>1'52.570</b>	28.927	21.687	30.931	31.025	256.5								
6	<b>1'52.266</b>	28.819	21.619	30.786	31.042	255.9								
7	1'53.581 P	30.048	25.748	31.566	26.219	253.5								
8	2'00.513	34.615	22.667	31.544	31.687	252.3								
9	<b>1'52.474</b>	29.052	21.761	30.653	31.008	254.7								
10	<b>1'51.879</b>	28.814	21.527	30.646	30.892	254.1								
11	1'51.682	28.686	21.613	30.542	30.841	254.7								
12	<b>1'55.237</b>	28.772	21.505	33.549	31.411	250.5								
13	<b>1'52.627</b>	28.729	21.391	30.986	31.521	255.9								
14	1'51.853 *	28.733	21.516	30.679	30.925*	255.9								
15	<b>5'00.891</b>	28.600	3'15.095	41.870	35.326	171.7								
16	1'53.230 *	29.153	21.882	31.154*	31.041	254.1								
<b>18th</b>	<b>23</b>	<b>Taiga HADA</b>					Pertamina Mandalika JPN							
		Runs=2	Total laps=16	Full laps=13	Valid laps=12									
1	2'18.832	33.396	22.749	32.183	32.261	258.3								
2	<b>1'54.786</b>	29.446	22.365	31.471	31.504	257.7								
3	<b>1'53.938</b>	29.394	21.934	31.099	31.511	257.1								
4	<b>1'52.914</b>	28.965	22.110	30.801	31.038	258.9								
5	<b>1'52.275</b>	28.911	21.788	30.608	30.968	257.7								
6	<b>1'52.350</b>	28.855	21.702	30.774	31.019	257.1								
7	<b>1'54.003</b>	30.119	21.954	30.860	31.070	258.3								
8	1'47.808 P	29.140	22.477	31.169	25.022	252.3								
9	2'00.259	33.561	24.469	31.113	31.116	256.5								
10	<b>1'54.327</b>	29.084	21.706	31.196	32.341	246.5								
11	1'51.773	28.879	21.582	30.441	30.871	258.3								
12	<b>1'51.884</b>	28.777	21.691	30.605	30.811	257.7								
13	<b>1'52.881</b>	28.972	21.967	30.975	30.967	257.7								
14	<b>1'52.424</b>	28.862	21.765	30.948	30.849	257.7								
15	<b>1'52.547</b>	28.913	21.913	30.830	30.891	256.5								
16	1'55.725 *	28.970	21.748	33.560*	31.447	254.7								
<b>19th</b>	<b>52</b>	<b>Jeremy ALCOBA</b>					QJMOTOR Gresini M SPA							
		Runs=2	Total laps=17	Full laps=14	Valid laps=12									
1	2'42.745	36.565	23.324	31.965	32.007	253.5								
2	<b>1'54.134</b>	29.446	22.301	31.088	31.299	256.5								
3	1'53.045 *	29.13 *	21.881	30.865	31.168	255.9								
4	<b>1'53.729</b>	29.486	21.847	30.986	31.410	255.3								
5	1'52.675 *	28.900	21.679	30.986	31.110*	257.7								
6	<b>1'52.504</b>	28.877	21.710	30.891	31.026	257.1								
7	<b>1'53.171</b>	28.875	21.808	30.877	31.611	255.3								
8	<b>1'52.513</b>	28.877	21.789	30.796	31.051	255.9								
9	<b>1'54.196</b>	28.954	21.788	32.013	31.441	255.9								
10	1'46.342 P	29.099	21.867	31.243	24.133	239.4								
11	1'57.623	32.683	22.027	31.563	31.350	251.7								
12	<b>1'52.317</b>	28.779	21.514	30.619	31.405	258.3								
13	1'51.810	28.712	21.673	30.538	30.887	258.3								
14	<b>1'53.180</b>	28.922	21.668	31.234	31.356	247.7								
15	<b>1'58.093</b>	28.664	21.573	30.650	37.206	257.1								
16	<b>1'52.075</b>	28.776	21.638	30.714	30.947	260.2								
<b>20th</b>	<b>24</b>	<b>Marcos RAMIREZ</b>					OnlyFans American R SPA							
		Runs=2	Total laps=17	Full laps=14	Valid laps=13									
1	2'17.795	36.557	24.453	32.623	32.838	254.7								
2	<b>1'59.539</b>	29.876	22.749	33.029	33.885	240.5								
3	<b>1'54.406</b>	29.536	22.177	31.172	31.521	259.6								
4	<b>1'53.675</b>	29.348	21.892	31.074	31.361	258.9								
5	<b>1'53.248</b>	29.331	21.755	30.927	31.235	257.1								
6	<b>1'52.853</b>	28.942	21.788	30.857	31.266	257.1								
7	<b>1'52.721</b>	28.991	21.829	30.790	31.111	257.7								
8	<b>2'00.868</b>	32.377	25.672	31.465	31.354	256.5								
9	<b>1'52.491</b>	28.866	21.761	30.799	31.065	258.3								
10	1'52.828 P	30.523	23.138	32.661	26.506	246.0								
11	1'59.090	33.617	22.635	31.391	31.447	254.7								
12	<b>1'52.621</b>	29.066	21.847	30.646	31.062	257.1								
13	1'51.888	28.693	21.696	30.626	30.873	256.5								
14	<b>1'52.001</b>	28.844	21.489	30.613	31.055	255.9								
15	2'00.290 *	30.827	26.116*	31.725	31.622	254.1								
16	<b>1'52.920</b>	28.882	21.695	31.275	31.068	258.3								
17	<b>1'52.201</b>	28.872	21.642	30.677	31.010	257.1								
<b>21st</b>	<b>11</b>	<b>Sergio GARCIA</b>					Pons Wegow Los40 SPA							
		Runs=3	Total laps=18	Full laps=13	Valid laps=10									
1	2'53.283	34.562	23.225	35.139	34.878	231.2								
2	<b>1'54.309</b>	29.652	22.265	31.060	31.332	258.3								
3	<b>1'54.280</b>	30.115	22.096	30.862	31.207	261.5								
4	<b>1'55.838</b>	29.085	21.697	30.788	34.268	262.1								
5	1'52.359 *	28.819	21.664	30.764	31.112*	259.6								
6	<b>1'55.393</b>	31.179	21.949	30.952	31.313	260.2								
7	<b>1'52.667</b>	29.041	21.680	30.842	31.104	260.8								
8	<b>1'52.412</b>	28.857	21.777	30.786	30.992	258.9								
9	<b>1'52.276</b>	28.908	21.804	30.679	30.885	259.6								
10	1'46.662 P	28.809	21.768	30.748	25.337	259.6								
11	1'59.214	34.269	22.246	31.226	31.473	255.3								
12	<b>1'53.043</b>	29.160	21.828	30.900	31.155	257.1								
13	1'47.275 P	29.061	21.984	31.662	24.568	254.7								
14	1'57.838	33.958	22.018	30.891	30.971	258.3								
15	1'52.933 *	28.835	22.214*	30.748	31.136	258.9								
16	<b>1'51.931</b>	28.832	21.620	30.524	30.955	260.2								
17	1'51.926	28.707	21.658	30.670	30.891	260.8								
18	1'56.664 *	28.841	23.186	32.866*	31.771	260.8								
<b>22nd</b>	<b>84</b>	<b>Zonta VD GOORBE</b>					Fieten Olie Racing GP NED							
		Runs=2	Total laps=18	Full laps=15	Valid laps=15									
1	2'19.010	33.944	23.470	32.549	32.710	256.5								
2	<b>1'55.784</b>	30.146	22.515	31.522	31.601	257.7								
3	<b>1'56.826</b>	30.796	22.515	31.656	31.859	257.7								
4	<b>1'54.134</b>	29.701	22.105	30.997	31.331	258.3								
5	<b>1'53.727</b>	29.297	21.881	31.082	31.467	256.5								
6	<b>1'57.433</b>	30.768	22.195	31.289	33.181	198.5								
7	<b>1'53.483</b>	29.200	22.015	30.927	31.341	257.1								
8	<b>1'56.017</b>	30.758	22.538	31.296	31.425	255.9								
9	<b>1'57.295</b>	29.064	24.086	32.070	32.075	257.1								
10	1'50.525 P	31.867	22.183	31.315	25.160	243.7								
11	1'59.171	34.192	22.603	31.169	31.207	257.1								
<b>Fastest Lap:</b>	Somkiat CHANTRA	IDEMITSU Honda Tea	THA	<b>1'50.477</b>	28.477	21.260	30.332	30.408						

These data/results cannot be reproduced, stored and/or transmitted in whole or in part by any manner of electronic, mechanical, photocopying, recording, broadcasting or otherwise now known or herein after developed without the previous express consent by the copyright owner, except for reproduction in daily press and regular printed publications on sale to the public within 60 days of the event related to those data/results and always provided that copyright symbol appears together as follows below.

© DORNA, 2023

Official MotoGP Timing by TISSOT  
www.motogp.com

Motegi, Friday, September 29, 2023

Page 4 of 6



## Practice Nr. 1

## Moto2

Lap	Lap Time	T1	T2	T3	T4	Speed	Lap	Lap Time	T1	T2	T3	T4	Speed
12	<b>1'53.125</b>	28.912	21.778	30.666	31.769	257.1	10	<b>1'53.199</b>	29.154	22.016	30.732	31.297	256.5
13	<b>1'51.926</b>	28.757	21.664	<b>30.525</b>	30.980	256.5	11	<b>1'52.649</b>	29.104	<b>21.755</b>	<b>30.652</b>	31.138	256.5
14	<b>2'00.792</b>	28.704	21.894	32.979	37.215	157.6	12	<b>1'52.647</b>	28.942	21.819	30.778	<b>31.108</b>	256.5
15	<b>1'52.474</b>	28.875	21.761	30.788	31.050	257.1	13	<b>1'52.725</b>	28.979	21.836	30.714	31.196	256.5
16	<b>1'56.804</b>	28.697	21.651	30.758	35.698	258.3	14	<b>1'59.359</b>	<b>28.940</b>	21.914	35.719	32.786	241.0
17	<b>1'52.119</b>	28.762	21.685	30.685	30.987	258.3	15	<b>1'52.698</b>	29.050	21.805	30.716	31.127	255.9
18	<b>1'52.074</b>	<b>28.635</b>	<b>21.585</b>	30.907	<b>30.947</b>	<b>258.9</b>	16	1'53.362 *	29.03 *	21.814	31.079 *	31.435	256.5

**23rd 71** **Dennis FOGGIA** Italtrans Racing Team ITA  
Runs=2 Total laps=16 Full laps=13 Valid laps=11

1	2'51.390	40.193	24.082	37.767	33.301	237.3
2	<b>1'53.841</b>	29.587	21.844	31.081	31.329	258.3
3	<b>1'53.402</b>	29.209	22.049	31.040	31.104	257.1
4	<b>1'52.733</b>	29.054	21.887	30.784	31.008	258.9
5	1'52.554 *	28.860	21.823	30.842	31.029 *	258.3
6	1'58.844 *	28.93 *	22.715	33.564	33.631	197.4
7	<b>1'54.129</b>	29.073	21.907	31.874	31.275	<b>259.6</b>
8	<b>1'53.961</b>	29.196	22.318	31.406	31.041	258.9
9	<b>1'53.065</b>	29.024	21.938	31.052	31.051	258.9
10	1'48.472 P	28.967	23.373	31.871	24.261	257.1
11	2'04.908	38.366	23.790	31.106	31.646	254.7
12	<b>1'52.535</b>	28.800	<b>21.676</b>	31.070	30.989	259.6
13	<b>1'53.708</b>	28.815	21.857	32.188	<b>30.848</b>	257.7
14	<b>1'52.005</b>	<b>28.792</b>	21.749	<b>30.601</b>	30.863	259.6
15	<b>1'56.261</b>	29.207	22.524	31.085	33.445	237.8
16	<b>1'53.271</b>	28.960	22.395	30.982	30.934	258.9

**26th 5** **Kohta NOZANE** Correos Prepagó Yam JPN  
Runs=2 Total laps=16 Full laps=13 Valid laps=11

1	2'06.075	34.766	23.228	32.023	31.733	255.3
2	<b>1'53.931</b>	29.601	22.126	31.159	31.045	256.5
3	<b>1'52.766</b>	29.151	<b>21.849</b>	30.779	30.987	<b>257.1</b>
4	1'52.764 *	29.059	21.923	30.762	31.020 *	257.1
5	<b>1'56.148</b>	29.118	21.991	30.765	34.274	257.1
6	<b>1'52.930</b>	29.112	21.962	30.756	31.100	253.5
7	<b>1'52.786</b>	29.201	21.978	<b>30.676</b>	<b>30.931</b>	256.5
8	1'54.310 P	34.254	23.194	31.698	25.164	241.6
9	2'00.255	34.797	22.850	31.368	31.240	252.9
10	<b>1'56.829</b>	29.905	22.185	31.418	33.321	198.1
11	<b>1'52.745</b>	<b>29.048</b>	21.899	30.705	31.093	255.3
12	<b>1'55.894</b>	29.160	21.907	32.210	32.617	236.3
13	<b>1'52.969</b>	29.128	21.910	30.866	31.065	253.5
14	1'55.448 *	30.066	23.473 *	30.773	31.136	255.9
15	<b>1'52.676</b>	29.087	21.862	30.756	30.971	256.5
16	<b>2'02.872</b>	33.468	23.058	32.318	34.028	193.2

**24th 67** **Alberto SURRA** Forward Team ITA  
Runs=3 Total laps=15 Full laps=10 Valid laps=6

1	2'32.082	35.430	22.987	32.964	32.233	257.1
2	1'55.743 *	29.933	22.314	31.741	31.755 *	258.9
3	1'54.321 *	29.358	22.123	31.374	31.466 *	<b>260.8</b>
4	<b>1'54.211</b>	29.267	22.179	31.430	31.335	258.9
5	<b>1'53.465</b>	29.068	21.800	31.178	31.419	258.3
6	1'53.416 *	29.405	21.812	30.989	31.210 *	259.6
7	1'48.797 P	29.223	21.891	32.185	25.498	235.8
8	2'00.608	35.134	22.307	31.431	31.736	254.1
9	<b>1'52.870</b>	29.048	21.732	30.926	31.164	256.5
10	<b>1'53.305</b>	28.920	21.977	31.026	31.382	257.1
11	1'59.175 P	29.131	24.908	38.350	26.786	217.3
12	2'07.697	35.599	22.327	38.201	31.570	255.9
13	<b>1'52.962</b>	28.955	21.917	30.954	31.136	256.5
14	<b>1'52.472</b>	<b>28.820</b>	<b>21.696</b>	<b>30.824</b>	<b>31.132</b>	257.1
15	2'08.509 *	28.928	21.758	38.465 *	39.358	114.1

**27th 72** **Borja GOMEZ** Fantic Racing SPA  
Runs=2 Total laps=18 Full laps=15 Valid laps=13

1	2'08.772	33.979	23.562	32.161	32.309	255.9
2	<b>1'55.408</b>	29.790	22.450	31.512	31.656	258.3
3	<b>1'54.115</b>	29.254	22.144	31.426	31.291	257.7
4	1'55.695 *	29.950	22.071	31.253	32.421 *	227.8
5	<b>1'53.314</b>	28.994	21.952	31.059	31.309	257.7
6	1'46.833 P	29.062	21.869	31.171	24.731	257.7
7	1'58.531	32.410	22.154	31.274	32.693	254.7
8	<b>1'53.966</b>	29.227	22.021	31.088	31.630	256.5
9	<b>1'53.820</b>	29.194	22.032	31.068	31.526	257.7
10	<b>1'53.781</b>	29.372	21.813	31.066	31.530	257.7
11	<b>1'53.032</b>	29.097	21.793	<b>30.856</b>	31.286	256.5
12	<b>1'52.844</b>	29.004	21.761	30.871	31.208	257.1
13	<b>1'58.643</b>	29.256	21.773	32.458	35.156	171.7
14	<b>1'53.617</b>	29.135	21.781	31.211	31.490	258.3
15	<b>1'52.825</b>	29.073	21.729	30.859	31.164	258.3
16	1'53.181 *	29.047	21.865	31.141	31.128 *	257.7
17	<b>2'01.474</b>	<b>28.990</b>	<b>21.645</b>	31.708	39.131	150.0
18	<b>1'53.049</b>	29.130	21.748	31.023	<b>31.148</b>	<b>258.9</b>
	unfinished	29.035	21.726			

**25th 4** **Sean Dylan KELLY** Forward Team USA  
Runs=2 Total laps=16 Full laps=13 Valid laps=12

1	2'18.017	33.972	23.482	31.906	32.256	257.7
2	<b>1'55.522</b>	29.759	22.437	31.576	31.750	259.6
3	<b>1'54.352</b>	29.401	22.263	31.245	31.443	<b>260.2</b>
4	<b>1'53.548</b>	29.185	21.900	31.070	31.393	260.2
5	<b>1'53.627</b>	29.176	21.898	31.124	31.429	257.1
6	<b>1'53.419</b>	29.147	21.899	31.000	31.373	257.7
7	<b>1'57.768</b>	30.669	24.168	31.484	31.447	257.7
8	1'48.602 P	29.261	22.053	31.050	26.238	256.5
9	2'05.280	38.310	22.616	31.372	32.982	254.1

**28th 8** **Senna AGIUS** Liqui Moly Husqvarna AUS  
Runs=2 Total laps=14 Full laps=11 Valid laps=10

1	2'31.194	33.497	22.920	32.455	32.766	256.5
2	<b>1'55.941</b>	29.809	22.411	31.687	32.034	257.1
3	<b>1'54.655</b>	29.454	22.214	31.177	31.810	258.3
4	<b>1'53.889</b>	29.124	22.392	31.087	31.286	259.6
5	<b>1'54.007</b>	29.127	21.961	31.174	31.745	258.9

**Fastest Lap:** Somkiat CHANTRA IDEMITSU Honda Tea THA **1'50.477** 28.477 21.260 30.332 30.408

These data/results cannot be reproduced, stored and/or transmitted in whole or in part by any manner of electronic, mechanical, photocopying, recording, broadcasting or otherwise now known or herein after developed without the previous express consent by the copyright owner, except for reproduction in daily press and regular printed publications on sale to the public within 60 days of the event related to those data/results and always provided that copyright symbol appears together as follows below.  
© DORNA, 2023

## Practice Nr. 1

Moto2

Lap	Lap Time	T1	T2	T3	T4	Speed	Lap	Lap Time	T1	T2	T3	T4	Speed
6	<b>1'53.308</b>	29.009	21.988	<b>30.903</b>	31.408	258.9							
7	<b>1'55.178</b>	29.111	23.593	31.093	31.381	259.6							
8	<b>1'53.121</b>	<b>28.844</b>	21.961	31.047	31.269	259.6							
9	1'54.855 *	29.08*	22.810	31.402	31.559	<b>260.2</b>							
10	<b>1'53.204</b>	28.937	<b>21.880</b>	31.140	<b>31.247</b>	258.9							
11	1'51.735 P	32.405	22.172	31.613	<b>25.545</b>	<b>259.6</b>							
12	2'00.691	33.134	24.962	31.232	31.363	257.7							
13	<b>5'18.546</b>	28.916	3'28.831	45.172	35.627	246.5							
14	<b>1'59.790</b>	32.045	23.447	32.249	32.049	255.3							

**29th 33 Rory SKINNER** OnlyFans American R GBR  
 Runs=2 Total laps=19 Full laps=16 Valid laps=14

1	2'18.849	35.759	24.038	32.799	32.773	255.3							
2	<b>1'56.611</b>	30.235	22.967	31.572	31.837	255.3							
3	<b>1'55.003</b>	29.430	22.271	31.545	31.757	255.3							
4	1'54.841 *	29.73*	22.197	31.286	31.624*	<b>255.9</b>							
5	<b>1'54.871</b>	30.387	22.030	30.982	31.472	255.3							
6	<b>1'55.553</b>	29.326	23.574	31.163	31.490	255.9							
7	<b>1'53.869</b>	29.283	22.058	31.049	31.479	255.9							
8	<b>1'53.636</b>	29.275	21.913	31.060	31.388	254.1							
9	<b>1'53.900</b>	29.367	22.024	30.986	31.523	254.1							
10	<b>1'53.685</b>	29.401	22.000	30.970	31.314	255.3							
11	<b>1'53.346</b>	29.312	21.826	<b>30.938</b>	<b>31.270</b>	254.1							
12	1'47.066 P	29.266	21.771	31.613	<b>24.416</b>	<b>250.0</b>							
13	1'58.020	32.959	22.376	31.197	31.488	251.1							
14	<b>1'54.246</b>	29.567	21.924	31.237	31.518	251.1							
15	<b>1'53.583</b>	29.375	21.800	31.036	31.372	251.1							
16	<b>1'53.369</b>	<b>29.224</b>	21.773	31.051	31.321	253.5							
17	<b>1'53.312</b>	29.255	<b>21.751</b>	30.978	31.328	254.1							
18	<b>1'53.670</b>	29.308	21.855	31.171	31.336	254.1							
19	1'53.630 *	29.314	21.794	31.199*	31.323*	254.1							

**30th 9 Mattia CASADEI** Fantic Racing ITA  
 Runs=2 Total laps=12 Full laps=9 Valid laps=9

1	2'21.979	34.594	23.991	32.682	32.881	251.7							
2	<b>1'55.694</b>	29.824	22.493	31.658	31.719	253.5							
3	<b>1'54.490</b>	29.752	22.063	31.268	31.407	256.5							
4	<b>1'54.989</b>	29.485	23.038	31.071	<b>31.395</b>	254.1							
5	1'47.650 P	29.305	<b>21.940</b>	<b>31.052</b>	18'25.353	<b>255.9</b>							
6	2'04.805	36.204	23.457	32.410	32.734	250.5							
7	<b>1'56.488</b>	30.343	22.668	31.487	31.990	253.5							
8	<b>1'55.850</b>	29.590	22.314	32.079	31.867	254.7							
9	<b>1'54.714</b>	29.256	22.496	31.414	31.548	<b>257.7</b>							
10	<b>1'54.905</b>	<b>29.253</b>	22.240	31.511	31.901	254.7							
11	<b>1'54.988</b>	29.483	22.238	31.498	31.769	254.7							
12	<b>1'55.097</b>	29.446	22.226	31.501	31.924	255.3							

**Fastest Lap:** Somkiat CHANTRA IDEMITSU Honda Tea THA **1'50.477** 28.477 21.260 30.332 30.408

These data/results cannot be reproduced, stored and/or transmitted in whole or in part by any manner of electronic, mechanical, photocopying, recording, broadcasting or otherwise now known or herein after developed without the previous express consent by the copyright owner, except for reproduction in daily press and regular printed publications on sale to the public within 60 days of the event related to those data/results and always provided that copyright symbol appears together as follows below.  
 © DORNA, 2023

Official MotoGP Timing by TISSOT  
 www.motogp.com

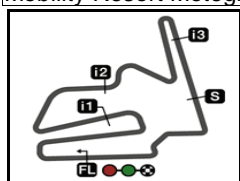
Motegi, Friday, September 29, 2023

Page 6 of 6

*motogp*







MOTUL GRAND PRIX OF JAPAN

Practice Nr. 1

Best Partial Times

IT Ideal Lap Time, sum of the best partial times


BT Best Lap Time

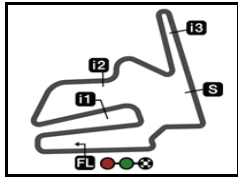
T1		T2		T3		T4				IT	BT	
Pos	Rider	Time	Rider	Time	Rider	Time	Rider	Time	Pos	Rider	IT	BT
1	P.ACOSTA	28.398	S.CHANTRA	21.260	P.ACOSTA	30.263	S.CHANTRA	30.408	1	S.CHANTRA	1'50.435	1'50.477 (1)
2	A.OGURA	28.471	F.ALDEGUER	21.295	S.CHANTRA	30.290	I.GUEVARA	30.461	2	P.ACOSTA	1'50.587	1'50.617 (2)
3	S.CHANTRA	28.477	M.GONZALEZ	21.383	M.GONZALEZ	30.394	P.ACOSTA	30.512	3	F.SALAC	1'50.914	1'50.925 (3)
4	F.SALAC	28.492	J.ROBERTS	21.390	F.SALAC	30.409	F.SALAC	30.603	4	M.GONZALEZ	1'50.932	1'51.013 (4)
5	M.GONZALEZ	28.539	S.LOWES	21.391	D.BINDER	30.413	M.GONZALEZ	30.616	5	I.GUEVARA	1'51.119	1'51.251 (7)
6	J.ROBERTS	28.579	F.SALAC	21.410	A.CANET	30.419	A.CANET	30.660	6	F.ALDEGUER	1'51.153	1'51.295 (8)
7	T.ARBOLINO	28.586	P.ACOSTA	21.414	J.DIXON	30.425	F.ALDEGUER	30.671	7	A.CANET	1'51.166	1'51.368 (9)
8	D.BINDER	28.591	J.DIXON	21.457	T.HADA	30.441	J.DIXON	30.681	8	J.DIXON	1'51.176	1'51.221 (5)
9	S.LOWES	28.600	A.OGURA	21.459	B.BENDSNEYDE	30.456	A.ARENAS	30.762	9	A.OGURA	1'51.226	1'51.226 (6)
10	J.DIXON	28.613	B.BALTUS	21.468	J.ROBERTS	30.477	T.ARBOLINO	30.771	10	J.ROBERTS	1'51.259	1'51.382 (10)
11	A.CANET	28.619	T.ARBOLINO	21.468	I.GUEVARA	30.491	A.OGURA	30.792	11	D.BINDER	1'51.325	1'51.422 (12)
12	Z.VD GOORBER	28.635	A.CANET	21.468	A.OGURA	30.504	T.HADA	30.811	12	T.ARBOLINO	1'51.341	1'51.414 (11)
13	F.ALDEGUER	28.645	B.BENDSNEYDE	21.477	T.ARBOLINO	30.516	J.ROBERTS	30.813	13	S.LOWES	1'51.374	1'51.682 (17)
14	B.BALTUS	28.647	D.BINDER	21.479	A.LOPEZ	30.518	A.LOPEZ	30.832	14	B.BENDSNEY	1'51.467	1'51.531 (13)
15	A.ARENAS	28.647	M.RAMIREZ	21.489	S.GARCIA	30.524	S.LOWES	30.841	15	A.ARENAS	1'51.505	1'51.567 (14)
16	J.ALCOBA	28.664	I.GUEVARA	21.500	Z.VD GOORBER	30.525	D.BINDER	30.842	16	B.BALTUS	1'51.560	1'51.671 (16)
17	I.GUEVARA	28.667	J.ALCOBA	21.514	J.ALCOBA	30.538	D.FOGGIA	30.848	17	J.ALCOBA	1'51.603	1'51.810 (19)
18	B.BENDSNEYDE	28.682	A.LOPEZ	21.517	S.LOWES	30.542	B.BENDSNEYDE	30.852	18	T.HADA	1'51.611	1'51.773 (18)
19	M.RAMIREZ	28.693	A.ARENAS	21.544	F.ALDEGUER	30.542	B.BALTUS	30.867	19	A.LOPEZ	1'51.619	1'51.619 (15)
20	S.GARCIA	28.707	T.HADA	21.582	A.ARENAS	30.552	M.RAMIREZ	30.873	20	M.RAMIREZ	1'51.668	1'51.888 (20)
21	A.LOPEZ	28.752	Z.VD GOORBER	21.585	B.BALTUS	30.578	S.GARCIA	30.885	21	Z.VD GOORBE	1'51.692	1'51.926 (22)
22	T.HADA	28.777	S.GARCIA	21.620	D.FOGGIA	30.601	J.ALCOBA	30.887	22	S.GARCIA	1'51.736	1'51.926 (21)
23	D.FOGGIA	28.792	B.GOMEZ	21.645	M.RAMIREZ	30.613	K.NOZANE	30.931	23	D.FOGGIA	1'51.917	1'52.005 (23)
24	A.SURRA	28.820	D.FOGGIA	21.676	S.KELLY	30.652	Z.VD GOORBER	30.947	24	S.KELLY	1'52.455	1'52.647 (25)

These data/results cannot be reproduced, stored and/or transmitted in whole or in part by any manner of electronic, mechanical, photocopying, recording, broadcasting or otherwise now known or herein after developed without the previous express consent by the copyright owner, except for reproduction in daily press and regular printed publications on sale to the public within 60 days of the event related to those data/results and always provided that copyright symbol appears together as follows below.  
© DORNA, 2023



Mobility Resort Motegi

Results and timing service provided by  **TISSOT**



4801 m.

## MOTUL GRAND PRIX OF JAPAN

### Practice Nr. 1

### Best Partial Times

**Moto2™**

*IT* Ideal Lap Time, sum of the best partial times

*BT* Best Lap Time

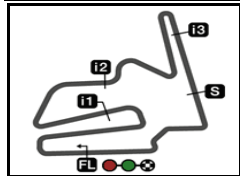
		<b>T1</b>		<b>T2</b>		<b>T3</b>		<b>T4</b>				
<i>Pos</i>	<i>Rider</i>	<i>Time</i>	<i>Rider</i>	<i>Time</i>	<i>Rider</i>	<i>Time</i>	<i>Rider</i>	<i>Time</i>	<i>Pos</i>	<i>Rider</i>	<i>IT</i>	<i>BT</i>
25	S.AGIUS	28.844	A.SURRA	21.696	K.NOZANE	30.676	S.KELLY	31.108	25	<b>A.SURRA</b>	1'52.472	1'52.472 (24)
26	<b>S.KELLY</b>	<b>28.940</b>	<b>R.SKINNER</b>	<b>21.751</b>	<b>A.SURRA</b>	<b>30.824</b>	<b>A.SURRA</b>	<b>31.132</b>	26	<b>K.NOZANE</b>	1'52.504	1'52.676 (26)
27	B.GOMEZ	28.990	S.KELLY	21.755	B.GOMEZ	30.856	B.GOMEZ	31.148	27	<b>B.GOMEZ</b>	1'52.639	1'52.825 (27)
28	<b>K.NOZANE</b>	<b>29.048</b>	<b>K.NOZANE</b>	<b>21.849</b>	<b>S.AGIUS</b>	<b>30.903</b>	<b>S.AGIUS</b>	<b>31.247</b>	28	<b>S.AGIUS</b>	1'52.874	1'53.121 (28)
29	R.SKINNER	29.224	S.AGIUS	21.880	R.SKINNER	30.938	R.SKINNER	31.270	29	<b>R.SKINNER</b>	1'53.183	1'53.312 (29)
30	<b>M.CASADEI</b>	<b>29.253</b>	<b>M.CASADEI</b>	<b>21.940</b>	<b>M.CASADEI</b>	<b>31.052</b>	<b>M.CASADEI</b>	<b>31.395</b>	30	<b>M.CASADEI</b>	1'53.640	1'54.490 (30)

These data/results cannot be reproduced, stored and/or transmitted in whole or in part by any manner of electronic, mechanical, photocopying, recording, broadcasting or otherwise now known or herein after developed without the previous express consent by the copyright owner, except for reproduction in daily press and regular printed publications on sale to the public within 60 days of the event related to those data/results and always provided that copyright symbol appears together as follows below.  
© DORNA, 2023

Official MotoGP Timing by **TISSOT**  
www.motogp.com

*moto2™*





4801 m.

## MOTUL GRAND PRIX OF JAPAN

### Practice Nr. 1

### Fastest Laps Sequence

<i>Practice Time</i>	 <i>Rider</i>	<i>Nation</i>	<i>Motorcycle</i>	<i>Time</i>	<i>Km/h</i>	<i>Rider's Lap</i>
<b>3'58.060</b>	54 <b>Fermín ALDEGUER</b>	SPA	BOSCOSCURO	<b>1'54.657</b>	150.7	2
<b>4'00.006</b>	5 <b>Kohta NOZANE</b>	JPN	KALEX	<b>1'53.931</b>	151.7	2
<b>4'45.231</b>	71 <b>Dennis FOGGIA</b>	ITA	KALEX	<b>1'53.841</b>	151.8	2
<b>4'53.922</b>	35 <b>Somkiat CHANTRA</b>	THA	KALEX	<b>1'53.449</b>	152.3	2
<b>5'02.820</b>	37 <b>Pedro ACOSTA</b>	SPA	KALEX	<b>1'53.336</b>	152.4	2
<b>5'03.367</b>	96 <b>Jake DIXON</b>	GBR	KALEX	<b>1'53.309</b>	152.5	2
<b>5'17.174</b>	12 <b>Filip SALAC</b>	CZE	KALEX	<b>1'53.242</b>	152.6	2
<b>5'52.007</b>	14 <b>Tony ARBOLINO</b>	ITA	KALEX	<b>1'52.719</b>	153.3	3
<b>6'01.309</b>	18 <b>Manuel GONZALEZ</b>	SPA	KALEX	<b>1'52.479</b>	153.6	3
<b>6'36.495</b>	79 <b>Ai OGURA</b>	JPN	KALEX	<b>1'52.435</b>	153.7	3
<b>7'53.334</b>	18 <b>Manuel GONZALEZ</b>	SPA	KALEX	<b>1'52.025</b>	154.2	4
<b>8'28.483</b>	79 <b>Ai OGURA</b>	JPN	KALEX	<b>1'51.988</b>	154.3	4
<b>9'45.283</b>	18 <b>Manuel GONZALEZ</b>	SPA	KALEX	<b>1'51.949</b>	154.3	5
<b>11'32.396</b>	14 <b>Tony ARBOLINO</b>	ITA	KALEX	<b>1'51.773</b>	154.6	6
<b>11'36.958</b>	18 <b>Manuel GONZALEZ</b>	SPA	KALEX	<b>1'51.675</b>	154.7	6
<b>12'22.231</b>	35 <b>Somkiat CHANTRA</b>	THA	KALEX	<b>1'51.417</b>	155.1	6
<b>31'02.163</b>	18 <b>Manuel GONZALEZ</b>	SPA	KALEX	<b>1'51.343</b>	155.2	13
<b>32'45.550</b>	79 <b>Ai OGURA</b>	JPN	KALEX	<b>1'51.226</b>	155.3	11
<b>32'53.176</b>	18 <b>Manuel GONZALEZ</b>	SPA	KALEX	<b>1'51.013</b>	155.6	14
<b>35'42.021</b>	37 <b>Pedro ACOSTA</b>	SPA	KALEX	<b>1'50.928</b>	155.8	14
<b>37'32.941</b>	37 <b>Pedro ACOSTA</b>	SPA	KALEX	<b>1'50.920</b>	155.8	15
<b>38'01.733</b>	35 <b>Somkiat CHANTRA</b>	THA	KALEX	<b>1'50.477</b>	156.4	14

These data/results cannot be reproduced, stored and/or transmitted in whole or in part by any manner of electronic, mechanical, photocopying, recording, broadcasting or otherwise now known or herein after developed without the previous express consent by the copyright owner, except for reproduction in daily press and regular printed publications on sale to the public within 60 days of the event related to those data/results and always provided that copyright symbol appears together as follows below.

© DORNA, 2023

Official MotoGP Timing by TISSOT  
www.motogp.com

Motegi, Friday, September 29, 2023

