

MOTUL GRAND PRIX OF JAPAN

Practice Nr. 3

Classification

10

	Rider	Nation	Team	Motorcycle	Time	Lap Total	Gap	Top Speed
1	35 Somkiat CHANTRA	THA	IDEMITSU Honda Team Asia	KALEX	1'49.978	12 12		259.6
2	79 Ai OGURA	JPN	IDEMITSU Honda Team Asia	KALEX	1'50.255	9 10	0.277 0.277	260.8
3	37 Pedro ACOSTA	SPA	Red Bull KTM Ajo	KALEX	1'50.382	5 12	0.404 0.127	264.7
4	22 Sam LOWES	GBR	Elf Marc VDS Racing Team	KALEX	1'50.486	13 13	0.508 0.104	258.9
5	54 Fermín ALDEGUER	SPA	Beta Tools SpeedUp	BOSCOSCURO	1'50.586	12 14	0.608 0.100	260.2
6	16 Joe ROBERTS	USA	Italtrans Racing Team	KALEX	1'50.628	10 13	0.650 0.042	258.9
7	24 Marcos RAMIREZ	SPA	OnlyFans American Racing	KALEX	1'50.646	5 12	0.668 0.018	261.5
8	14 Tony ARBOLINO	ITA	Elf Marc VDS Racing Team	KALEX	1'50.676	11 11	0.698 0.030	262.1
9	18 Manuel GONZALEZ	SPA	Correos Prepago Yamaha VR46 T	KALEX	1'50.730	5 12	0.752 0.054	262.1
10	11 Sergio GARCIA	SPA	Pons Wegow Los40	KALEX	1'50.739	9 12	0.761 0.009	262.1
11	71 Dennis FOGGIA	ITA	Italtrans Racing Team	KALEX	1'50.849	9 12	0.871 0.110	260.2
12	7 Barry BALTUS	BEL	Fieten Olie Racing GP	KALEX	1'50.894	10 13	0.916 0.045	258.9
13	12 Filip SALAC	CZE	QJMOTOR Gresini Moto2	KALEX	1'50.926	13 13	0.948 0.032	258.9
14	64 Bo BENDSNEYDER	NED	Pertamina Mandalika SAG Team	KALEX	1'50.943	10 13	0.965 0.017	257.7
15	96 Jake DIXON	GBR	Inde GASGAS Aspar Team	KALEX	1'50.997	5 10	1.019 0.054	259.6
16	40 Aron CANET	SPA	Pons Wegow Los40	KALEX	1'51.020	4 12	1.042 0.023	260.2
17	75 Albert ARENAS	SPA	Red Bull KTM Ajo	KALEX	1'51.076	11 11	1.098 0.056	262.1
18	21 Alonso LOPEZ	SPA	Beta Tools SpeedUp	BOSCOSCURO	1'51.183	9 11	1.205 0.107	259.6
19	84 Zonta VD GOORBERGH	NED	Fieten Olie Racing GP	KALEX	1'51.201	12 12	1.223 0.018	261.5
20	52 Jeremy ALCOBA	SPA	QJMOTOR Gresini Moto2	KALEX	1'51.281	9 12	1.303 0.080	258.9
21	23 Taiga HADA	JPN	Pertamina Mandalika SAG Team	KALEX	1'51.468	9 12	1.490 0.187	259.6
22	5 Kohta NOZANE	JPN	Correos Prepago Yamaha VR46 T	KALEX	1'51.544	9 12	1.566 0.076	259.6
23	28 Izan GUEVARA	SPA	Inde GASGAS Aspar Team	KALEX	1'51.650	4 11	1.672 0.106	261.5
24	15 Darryn BINDER	RSA	Liqui Moly Husqvarna Intact GP	KALEX	1'51.673	5 12	1.695 0.023	262.7
25	33 Rory SKINNER	GBR	OnlyFans American Racing	KALEX	1'51.891	13 13	1.913 0.218	258.3
26	4 Sean Dylan KELLY	USA	Forward Team	FORWARD	1'51.992	10 11	2.014 0.101	259.6
27	9 Mattia CASADEI	ITA	Fantic Racing	KALEX	1'52.404	9 9	2.426 0.412	258.3
28	72 Borja GOMEZ	SPA	Fantic Racing	KALEX	1'52.417	4 16	2.439 0.013	259.6
29	8 Senna AGIUS	AUS	Liqui Moly Husqvarna Intact GP	KALEX	1'52.709	10 14	2.731 0.292	257.7
30	67 Alberto SURRA	ITA	Forward Team	FORWARD	1'53.107	2 2	3.129 0.398	258.9

Practice condition: Dry
 Air: 20°
 Humidity: 88%
 Ground: 31°

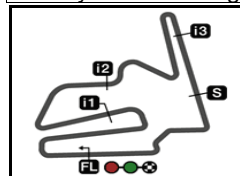
Fastest Lap:	Lap: 12	Somkiat CHANTRA	1'49.978	157.1 Km/h
Best Race Lap:	2016	Franco MORBIDELLI	1'50.788	156.0 Km/h
All Time Lap Record:	2016	Johann ZARCO	1'49.961	157.1 Km/h

The results are provisional until the end of the limit for protest and appeals.

Time limit for protest expires 60' after publication of the results - Time:

These data/results cannot be reproduced, stored and/or transmitted in whole or in part by any manner of electronic, mechanical, photocopying, recording, broadcasting or otherwise now known or herein after developed without the previous express consent by the copyright owner, except for reproduction in daily press and regular printed publications on sale to the public within 60 days of the event related to those data/results and always provided that copyright symbol appears together as follows below.

© DORNA, 2023




4801 m.

MOTUL GRAND PRIX OF JAPAN

Practice Nr. 3

Combined Practice Times

11

		Rider	Nation	Team	MOTORCYCLE	P1	P2	P3	Gap				
1	35	S.CHANTRA	THA	IDEMITSU Honda Team Asia	KALEX	1'50.477	14	1'50.396	18	1'49.978	12		
2	79	A.OGURA	JPN	IDEMITSU Honda Team Asia	KALEX	1'51.226	11	1'50.804	10	1'50.255	9	0.277	0.277
3	37	P.ACOSTA	SPA	Red Bull KTM Ajo	KALEX	1'50.617	16	1'50.646	16	1'50.382	5	0.404	0.127
4	40	A.CANET	SPA	Pons Wegow Los40	KALEX	1'51.368	15	1'50.433	15	1'51.020	4	0.455	0.051
5	22	S.LOWES	GBR	Elf Marc VDS Racing Team	KALEX	1'51.682	11	1'50.546	12	1'50.486	13	0.508	0.053
6	54	F.ALDEGUER	SPA	Beta Tools SpeedUp	BOSCOSCURO	1'51.295	17	1'51.563	12	1'50.586	12	0.608	0.100
7	16	J.ROBERTS	USA	Italtrans Racing Team	KALEX	1'51.382	14	1'51.095	15	1'50.628	10	0.650	0.042
8	24	M.RAMIREZ	SPA	OnlyFans American Racing	KALEX	1'51.888	13	1'50.818	18	1'50.646	5	0.668	0.018
9	14	T.ARBOLINO	ITA	Elf Marc VDS Racing Team	KALEX	1'51.414	17	1'51.678	11	1'50.676	11	0.698	0.030
10	18	M.GONZALEZ	SPA	Correos Prepago Yamaha VR46 Te	KALEX	1'51.013	14	1'51.044	13	1'50.730	5	0.752	0.054
11	11	S.GARCIA	SPA	Pons Wegow Los40	KALEX	1'51.926	17	1'52.227	5	1'50.739	9	0.761	0.009
12	71	D.FOGGIA	ITA	Italtrans Racing Team	KALEX	1'52.005	14	1'51.025	13	1'50.849	9	0.871	0.110
13	7	B.BALTUS	BEL	Fieten Olie Racing GP	KALEX	1'51.671	14	1'51.362	13	1'50.894	10	0.916	0.045
14	12	F.SALAC	CZE	QJMOTOR Gresini Moto2	KALEX	1'50.925	15	1'51.712	5	1'50.926	13	0.947	0.031
15	64	B.BENDSNEYDE	NED	Pertamina Mandalika SAG Team	KALEX	1'51.531	16	1'51.358	12	1'50.943	10	0.965	0.018
16	96	J.DIXON	GBR	Inde GASGAS Aspar Team	KALEX	1'51.221	15	1'51.399	14	1'50.997	5	1.019	0.054
17	28	I.GUEVARA	SPA	Inde GASGAS Aspar Team	KALEX	1'51.251	17	1'51.064	15	1'51.650	4	1.086	0.067
18	75	A.ARENAS	SPA	Red Bull KTM Ajo	KALEX	1'51.567	13	1'51.082	15	1'51.076	11	1.098	0.012
19	21	A.LOPEZ	SPA	Beta Tools SpeedUp	BOSCOSCURO	1'51.619	16	1'51.237	16	1'51.183	9	1.205	0.107
20	84	Z.VD GOORBERG	NED	Fieten Olie Racing GP	KALEX	1'51.926	13	1'51.636	18	1'51.201	12	1.223	0.018
21	52	J.ALCOBA	SPA	QJMOTOR Gresini Moto2	KALEX	1'51.810	13	1'51.604	16	1'51.281	9	1.303	0.080
22	15	D.BINDER	RSA	Liqui Moly Husqvarna Intact GP	KALEX	1'51.422	13	1'51.632	14	1'51.673	5	1.444	0.141
23	23	T.HADA	JPN	Pertamina Mandalika SAG Team	KALEX	1'51.773	11	1'51.769	13	1'51.468	9	1.490	0.046
24	5	K.NOZANE	JPN	Correos Prepago Yamaha VR46 Te	KALEX	1'52.676	15	1'51.711	15	1'51.544	9	1.566	0.076
25	33	R.SKINNER	GBR	OnlyFans American Racing	KALEX	1'53.312	17	1'52.434	15	1'51.891	13	1.913	0.347
26	4	S.KELLY	USA	Forward Team	FORWARD	1'52.647	12	1'52.411	14	1'51.992	10	2.014	0.101
27	67	A.SURRA	ITA	Forward Team	FORWARD	1'52.472	14	1'52.018	10	1'53.107	2	2.040	0.026
28	9	M.CASADEI	ITA	Fantic Racing	KALEX	1'54.490	3	1'53.029	11	1'52.404	9	2.426	0.386
29	72	B.GOMEZ	SPA	Fantic Racing	KALEX	1'52.825	15	1'52.672	19	1'52.417	4	2.439	0.013
30	8	S.AGIUS	AUS	Liqui Moly Husqvarna Intact GP	KALEX	1'53.121	8	1'53.339	2	1'52.709	10	2.731	0.292

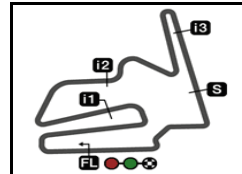
Pole Position Record:	2016	Johann ZARCO	1'49.961	157.1 Km/h
Best Race Lap:	2016	Franco MORBIDELLI	1'50.788	156.0 Km/h
All Time Lap Record:	2016	Johann ZARCO	1'49.961	157.1 Km/h

The results are provisional until the end of the limit for protest and appeals.

Time limit for protest expires 60' after publication of the results - Time:

These data/results cannot be reproduced, stored and/or transmitted in whole or in part by any manner of electronic, mechanical, photocopying, recording, broadcasting or otherwise now known or herein after developed without the previous express consent by the copyright owner, except for reproduction in daily press and regular printed publications on sale to the public within 60 days of the event related to those data/results and always provided that copyright symbol appears together as follows below.

© DORNA, 2023



4801 m.

MOTUL GRAND PRIX OF JAPAN

Practice Nr. 3

Top Speed & Average

12



Rider	Nation	Motorcycle	Top 5 speeds					Average	Top
37 Pedro ACOSTA	SPA	KALEX	264.7	263.4	263.4	262.7	262.7	263.2	264.7
15 Darryn BINDER	RSA	KALEX	262.7	262.1	261.5	260.8	260.8	261.6	262.7
11 Sergio GARCIA	SPA	KALEX	262.1	262.1	261.5	261.5	260.8	261.6	262.1
14 Tony ARBOLINO	ITA	KALEX	262.1	261.5	261.5	261.5	260.8	261.5	262.1
18 Manuel GONZALEZ	SPA	KALEX	262.1	261.5	261.5	260.8	260.8	261.3	262.1
75 Albert ARENAS	SPA	KALEX	262.1	260.8	260.8	260.8	259.6	260.6	262.1
24 Marcos RAMIREZ	SPA	KALEX	261.5	260.2	259.6	258.9	258.9	259.8	261.5
28 Izan GUEVARA	SPA	KALEX	261.5	261.5	261.5	260.8	260.8	261.1	261.5
84 Zonta VD GOORBERGH	NED	KALEX	261.5	259.6	259.6	258.9	258.3	259.1	261.5
79 Ai OGURA	JPN	KALEX	260.8	260.8	258.9	257.1	256.5	258.4	260.8
40 Aron CANET	SPA	KALEX	260.2	260.2	259.6	259.6	259.6	259.8	260.2
54 Fermín ALDEGUER	SPA	BOSCOSCURO	260.2	260.2	259.6	258.9	258.9	259.4	260.2
71 Dennis FOGGIA	ITA	KALEX	260.2	260.2	260.2	260.2	260.2	260.2	260.2
4 Sean Dylan KELLY	USA	FORWARD	259.6	258.9	258.9	258.3	257.7	258.4	259.6
5 Kohta NOZANE	JPN	KALEX	259.6	259.6	258.9	258.9	256.5	258.1	259.6
21 Alonso LOPEZ	SPA	BOSCOSCURO	259.6	259.6	258.9	258.9	258.9	259.1	259.6
23 Taiga HADA	JPN	KALEX	259.6	259.6	258.9	258.9	258.9	259.2	259.6
35 Somkiat CHANTRA	THA	KALEX	259.6	259.6	259.6	259.6	258.9	259.3	259.6
72 Borja GOMEZ	SPA	KALEX	259.6	259.6	258.9	258.9	258.3	258.6	259.6
96 Jake DIXON	GBR	KALEX	259.6	259.6	259.6	259.6	258.9	259.4	259.6
7 Barry BALTUS	BEL	KALEX	258.9	258.9	258.9	258.3	257.7	258.5	258.9
12 Filip SALAC	CZE	KALEX	258.9	258.9	258.9	258.9	258.3	258.6	258.9
16 Joe ROBERTS	USA	KALEX	258.9	258.3	258.3	257.7	257.7	258.1	258.9
22 Sam LOWES	GBR	KALEX	258.9	258.3	258.3	258.3	258.3	258.4	258.9
52 Jeremy ALCOBA	SPA	KALEX	258.9	258.3	257.7	257.7	257.7	258.1	258.9
67 Alberto SURRA	ITA	FORWARD	258.9	256.5				257.7	258.9
9 Mattia CASADEI	ITA	KALEX	258.3	258.3	258.3	257.7	257.1	257.9	258.3
33 Rory SKINNER	GBR	KALEX	258.3	257.7	257.1	256.5	254.7	256.5	258.3
8 Senna AGIUS	AUS	KALEX	257.7	257.7	257.7	257.1	257.1	257.3	257.7
64 Bo BENDSNEYDER	NED	KALEX	257.7	257.1	257.1	256.5	256.5	257.0	257.7

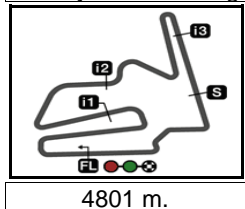
These data/results cannot be reproduced, stored and/or transmitted in whole or in part by any manner of electronic, mechanical, photocopying, recording, broadcasting or otherwise now known or herein after developed without the previous express consent by the copyright owner, except for reproduction in daily press and regular printed publications on sale to the public within 60 days of the event related to those data/results and always provided that copyright symbol appears together as follows below.

© DORNA, 2023

Official MotoGP Timing by TISSOT
www.motogp.com



Motegi, Saturday, September 30, 2023



MOTUL GRAND PRIX OF JAPAN

Practice Nr. 3

Chronological Analysis of Performances

13

* Lap / Sector time cancelled T1 Time from finish line to 1st intermediate T3 Time from 2nd intermed. to 3rd intermed.
 P Crossing the finish line in pit lane T2 Time from 1st intermed. to 2nd intermed. T4 Time from 3rd intermediate to finish line

Lap	Lap Time	T1	T2	T3	T4	Speed	Lap	Lap Time	T1	T2	T3	T4	Speed							
1st 35 Somkiat CHANTRA IDEMITSU Honda Tea THA Runs=2 Total laps=12 Full laps=9 Valid laps=7							2	1'52.021	28.833	21.556	30.680	30.952	257.1	3	1'51.464 *	28.717	21.439	30.483*	30.825	258.3
1	2'57.269	32.479	21.932	30.893	30.649	258.3	4	1'51.054	28.594	21.367	30.432	30.661	258.3	5	1'51.312	28.508	21.464	30.532	30.808	256.5
2	1'50.960	28.495	21.339	30.594	30.532	258.9	6	2'00.652	28.685	29.623	31.202	31.142	256.5	7	1'51.344	28.521	21.375	30.679	30.769	258.3
3	1'52.320	29.253	21.465	30.902	30.700	258.9	8	1'44.387 P	28.460	21.378	30.546	24.003	258.9	9	2'03.114	37.793	22.616	31.234	31.471	252.9
4	1'51.219	28.480	21.340	30.714	30.685	259.6	10	1'50.511	28.464	21.285	30.173	30.589	257.7	11	2'19.218 *	28.24*	48.872	31.382	30.722	256.5
5	1'50.718	28.443	21.281	30.419	30.575	259.6	12	1'50.604	28.337	21.354	30.414	30.499	257.7	13	1'50.486	28.276	21.382	30.302	30.526	258.3
6	1'52.889	28.439	21.457	30.419	32.574	259.6	5th 54 Fermín ALDEGUER Beta Tools SpeedUp SPA Runs=2 Total laps=14 Full laps=11 Valid laps=10													
7	1'51.095	28.508	21.518	30.415	30.654	258.9	1	2'16.715	34.132	23.285	31.352	31.104	256.5	2	1'52.251	28.846	21.578	30.931	30.896	258.9
8	1'43.291 P	28.54*	21.529	30.447	22.775	258.3	3	1'52.508	28.839	21.728	30.701	31.240	257.7	4	1'51.570	28.658	21.560	30.629	30.723	260.2
9	1'58.442	35.160	21.886	30.841	30.555	254.1	5	1'51.398	28.623	21.431	30.684	30.660	258.9	6	1'59.470 *	28.79*	25.209	34.529	30.939*	260.2
10	1'50.464 *	28.39*	21.434	30.182	30.452	257.7	7	1'51.659	28.807	21.402	30.657	30.793	258.3	8	1'51.419	28.726	21.367	30.666	30.660	259.6
11	1'50.129 *	28.231	21.081	30.327*	30.490	259.6	9	1'50.396 P	31.119	22.609	32.217	24.451	251.7	10	1'55.821	31.980	21.967	30.985	30.889	257.7
12	1'49.978	28.166	21.277	30.192	30.343	258.9	11	1'51.121	28.664	21.424	30.515	30.518	258.9	12	1'50.586	28.476	21.324	30.304	30.482	258.3
2nd 79 Ai OGURA IDEMITSU Honda Tea JPN Runs=2 Total laps=10 Full laps=7 Valid laps=6							13	1'50.714	28.549	21.252	30.403	30.510	258.9	14	1'57.178	28.627	21.278	32.979	34.294	255.9
1	2'44.977	38.236	22.522	31.242	31.718	256.5	6th 16 Joe ROBERTS Italtrans Racing Team USA Runs=2 Total laps=13 Full laps=10 Valid laps=8													
2	1'51.843	28.701	21.551	30.709	30.882	258.9	1	2'32.082	32.683	22.254	31.223	31.233	256.5	2	1'52.534	28.940	21.677	30.930	30.987	257.7
3	1'51.461 *	28.653	21.392	30.673*	30.743	260.8	3	1'51.864 *	28.731	21.543	30.712*	30.878	258.9	4	1'51.828	28.641	21.499	30.598	31.090	257.7
4	1'53.041	28.614	21.508	31.796	31.123	255.9	5	1'51.669	28.764	21.501	30.572	30.832	258.3	6	1'47.036 P	28.836	21.917	31.486	24.797	256.5
5	1'50.755	28.414	21.391	30.315	30.635	260.8	7	2'00.433	35.128	23.243	31.096	30.966	257.1	8	1'51.784	28.602	21.714	30.664	30.804	255.9
6	2'00.678 P	30.413	23.845	34.692	31.728	164.8	9	1'50.770	28.462	21.329	30.303	30.676	257.1	10	1'50.628	28.434	21.328	30.314	30.552	257.1
7	2'00.338	35.927	22.493	31.047	30.871	254.1	11	1'50.673	28.356	21.361	30.235	30.721	257.7	12	1'50.778	28.470	21.297	30.378	30.633	258.3
8	1'50.606	28.355	21.463	30.267	30.521	255.3	13	1'51.748 *	28.59*	21.614	30.665	30.874	257.1	4th 22 Sam LOWES Elf Marc VDS Racing GBR Runs=2 Total laps=13 Full laps=10 Valid laps=8						
9	1'50.255	28.281	21.358	30.175	30.441	256.5	1	2'52.157	35.503	22.883	32.123	31.166	256.5	Fastest Lap: Somkiat CHANTRA IDEMITSU Honda Tea THA 1'49.978 28.166 21.277 30.192 30.343						
10	1'51.729	28.703	22.023	30.506	30.497	257.1	These data/results cannot be reproduced, stored and/or transmitted in whole or in part by any manner of electronic, mechanical, photocopying, recording, broadcasting or otherwise now known or herein after developed without the previous express consent by the copyright owner, except for reproduction in daily press and regular printed publications on sale to the public within 60 days of the event related to those data/results and always provided that copyright symbol appears together as follows below. © DORNA, 2023													

Official MotoGP Timing by TISSOT

www.motogp.com

Practice Nr. 3

Moto2

Lap	Lap Time	T1	T2	T3	T4	Speed	Lap	Lap Time	T1	T2	T3	T4	Speed
7th	24	Marcos RAMIREZ				OnlyFans American R SPA	10	1'52.814 *	28.51*	21.481	30.413	32.407	258.9
		Runs=2	Total laps=12	Full laps=9	Valid laps=7	11	2'03.558	28.586	22.249	35.469	37.254	175.0	
						12	1'54.750	29.803	22.611	31.692	30.644	260.8	
1	2'02.168	35.221	22.728	31.287	31.521	258.9	11th 71 Dennis FOGGIA						Italtrans Racing Team ITA
2	1'51.216	28.716	21.503	30.274	30.723	260.2		Runs=2	Total laps=12	Full laps=9	Valid laps=8		
3	1'51.038	28.372	21.468	30.326	30.872	261.5	1	2'39.751	33.139	22.392	32.233	30.937	258.9
4	1'50.795	28.551	21.263	30.334	30.647	257.7	2	1'52.590	28.900	22.015	30.851	30.824	260.2
5	1'50.646	28.411	21.320	30.240	30.675	258.9	3	1'51.955 *	28.711	21.724	30.725*	30.795	260.2
6	1'53.946	31.020	21.536	30.604	30.786	258.3	4	1'51.974	28.791	21.824	30.693	30.666	258.3
7	1'51.615	28.632	21.456	30.668	30.859	258.3	5	1'54.486	28.755	21.795	30.759	33.177	260.2
8	1'50.634 P	30.506	22.791	31.923	25.414	255.9	6	1'54.953	28.849	24.415	30.913	30.776	260.2
9	1'57.428	32.838	22.229	31.092	31.269	255.3	7	1'45.188 P	28.713	21.836	30.650	23.989	260.2
10	1'50.869	28.590	21.457	30.201	30.621	257.7	8	1'55.634	31.794	21.906	30.941	30.993	255.9
11	1'50.097 *	28.36*	21.156	30.142	30.431	259.6	9	1'50.849	28.506	21.524	30.253	30.566	260.2
12	1'53.774 *	29.90*	22.134	30.822	30.913	257.7	10	1'50.938	28.509	21.370	30.414	30.645	258.9
	PIT	32.619	22.820	32.903	27.608	221.3	11	2'04.370	29.608	23.029	35.502	36.231	212.1
							12	1'52.724	29.048	21.859	30.966	30.851	260.2
8th	14	Tony ARBOLINO				Elf Marc VDS Racing ITA	12th 7 Barry BALTUS						Fieten Olie Racing GP BEL
		Runs=2	Total laps=11	Full laps=8	Valid laps=6	1	2'37.932	32.977	21.985	30.835	30.833	258.9	
1	2'58.753	33.208	21.904	30.871	31.126	261.5	2	1'51.446	28.609	21.480	30.530	30.827	258.3
2	1'51.533	28.633	21.571	30.586	30.743	259.6	3	1'51.543 *	28.672	21.541	30.591*	30.739*	258.9
3	1'51.152	28.496	21.593	30.440	30.623	261.5	4	1'51.368	28.624	21.458	30.522	30.764	258.9
4	1'50.955	28.477	21.435	30.392	30.651	262.1	5	1'51.977	28.642	21.498	30.776	31.061	257.7
5	1'51.236	28.524	21.522	30.436	30.754	260.8	6	1'51.945	28.745	21.689	30.582	30.929	256.5
6	1'47.976 P	28.670	21.655	31.029	26.622	245.4	7	1'45.978 P	28.89*	22.616	30.905	23.567	255.9
7	2'02.937	31.998	21.909	35.775	33.255	218.6	8	2'09.513	41.649	22.090	31.210	34.564	197.4
8	1'52.164	28.603	21.532	31.073	30.956	259.6	9	1'51.467	28.662	21.375	30.627	30.803	256.5
9	1'56.580 *	28.32*	21.389	34.405	32.466	237.8	10	1'50.894	28.589	21.350	30.306	30.649	256.5
10	1'56.933 *	28.526	21.541	35.170*	31.696	227.3	11	1'51.897 *	28.56*	21.758	30.715	30.858	255.3
11	1'50.676	28.286	21.455	30.334	30.601	261.5	12	2'03.591 *	28.68*	21.569	38.976	34.357	189.8
							13	1'51.622	28.613	21.576	30.683	30.750	254.1
9th	18	Manuel GONZALEZ				Correos Prepago Yam SPA	13th 12 Filip SALAC						QJMOTOR Gresini M CZE
		Runs=2	Total laps=12	Full laps=9	Valid laps=7	1	2'44.080	33.685	22.987	32.449	32.137	251.1	
1	2'27.811	31.728	21.740	30.719	30.776	260.8	2	1'52.299	28.792	21.805	30.838	30.864	257.1
2	1'51.335	28.583	21.489	30.658	30.605	260.8	3	1'51.772 *	28.577	21.595	30.819*	30.781	258.3
3	1'51.022 *	28.544	21.327	30.635*	30.516	261.5	4	1'51.182	28.498	21.460	30.527	30.697	258.9
4	1'51.014	28.499	21.386	30.563	30.566	260.8	5	1'51.180	28.493	21.480	30.550	30.657	258.3
5	1'50.730	28.456	21.296	30.458	30.520	262.1	6	1'51.564	28.489	21.522	30.878	30.675	256.5
6	1'51.128	28.485	21.419	30.537	30.687	260.2	7	1'51.639	28.504	21.490	30.589	31.056	258.9
7	1'47.858 P	28.745	23.424	31.386	24.303	252.9	8	1'47.303 P	28.66*	21.928	31.147	25.560	258.3
8	2'10.251	39.894	23.784	32.229	34.344	257.1	9	1'58.211	32.582	22.670	31.159	31.800	248.8
9	1'51.862	28.828	21.561	30.831	30.642	260.2	10	1'54.399	28.519	21.449	32.899	31.532	246.0
10	1'50.721 *	28.52*	21.282	30.404	30.508	261.5	11	1'50.839 *	28.41*	21.540	30.387	30.493	258.9
11	1'54.769	30.251	21.838	31.120	31.560	244.3	12	1'50.824 *	28.382	21.372	30.466*	30.604	258.9
12	1'53.896	28.606	21.461	31.698	32.131	257.7	13	1'50.926	28.420	21.483	30.497	30.526	258.3
10th	11	Sergio GARCIA				Pons Wegow Los40 SPA	14th 64 Bo BENDSNEYDER						Pertamina Mandalika NED
		Runs=2	Total laps=12	Full laps=9	Valid laps=7	1	2'36.114	32.824	22.258	31.212	31.218	256.5	
1	2'45.874	33.366	26.063	33.494	31.766	259.6	2	1'52.060	28.818	21.661	30.650	30.931	256.5
2	1'51.829	28.873	21.619	30.635	30.702	261.5	3	1'52.136 *	28.807	21.579	30.838*	30.912	257.7
3	1'52.244 *	28.665	21.650	30.955*	30.974	261.5							
4	1'51.617	28.650	21.809	30.452	30.706	262.1							
5	1'51.387	28.550	21.589	30.473	30.775	262.1							
6	1'51.834	28.598	21.637	30.631	30.968	259.6							
7	1'47.733 P	28.775	23.283	31.385	24.290	258.9							
8	1'57.719	33.678	22.037	31.172	30.832	256.5							
9	1'50.739	28.451	21.362	30.376	30.550	258.9							

Fastest Lap: Somkiat CHANTRA IDEMITSU Honda Tea THA **1'49.978** 28.166 21.277 30.192 30.343

These data/results cannot be reproduced, stored and/or transmitted in whole or in part by any manner of electronic, mechanical, photocopying, recording, broadcasting or otherwise now known or herein after developed without the previous express consent by the copyright owner, except for reproduction in daily press and regular printed publications on sale to the public within 60 days of the event related to those data/results and always provided that copyright symbol appears together as follows below.
© DORNA, 2023

Practice Nr. 3

Moto2

Lap	Lap Time	T1	T2	T3	T4	Speed	Lap	Lap Time	T1	T2	T3	T4	Speed
4	1'51.761	28.763	21.574	30.604	30.820	257.1	1	2'00.684	33.996	22.377	31.027	31.182	254.7
5	1'51.623	28.728	21.509	30.572	30.814	257.1	2	1'51.896	28.701	21.557	30.597	31.041	257.7
6	1'53.177	29.735	21.775	30.719	30.948	255.9	3	1'51.704	28.642	21.511	30.603	30.948	258.9
7	1'48.269 P	28.876	21.665	31.426	26.302	243.2	4	1'52.206	29.345	21.555	30.438	30.868	258.9
8	2'12.807	45.507	22.174	31.548	33.578	177.9	5	1'53.799	29.779	21.881	31.038	31.101	258.9
9	1'51.068	28.519	21.447	30.378	30.724	254.7	6	1'51.187	28.542	21.440	30.505	30.700	259.6
10	1'50.943	28.483	21.438	30.369	30.653	255.3	7	1'51.281	28.551	21.555	30.400	30.775	259.6
11	1'58.874 *	31.06*	23.254	30.507	34.050	254.7	8	1'54.470	28.773	22.476	31.891	31.330	257.1
12	1'57.100 *	29.92*	22.864	33.271	31.036	246.0	9	1'51.183	28.658	21.452	30.390	30.683	258.9
13	1'52.826	29.171	21.603	30.694	31.358	245.4	10	1'49.783 P	29.829	22.529	31.625	25.800	248.8
							11	1'56.885	33.066	22.159	30.821	30.839	257.1

15th 96 Jake DIXON Inde GASGAS Aspar GBR
Runs=2 Total laps=10 Full laps=7 Valid laps=6

1	2'57.624	39.016	22.234	31.526	31.159	251.1
2	1'51.210	28.622	21.485	30.456	30.647	258.9
3	1'52.085	28.940	21.571	30.807	30.767	258.3
4	1'51.117	28.526	21.265	30.545	30.781	259.6
5	1'50.997	28.571	21.284	30.424	30.718	259.6
6	1'52.599	28.585	21.456	30.461	32.097	258.9
7	1'51.138	28.585	21.483	30.474	30.596	259.6
8	1'43.553 P	28.605	21.455	30.553	22.940	259.6
9	1'58.256	32.080	22.009	31.581	32.586	232.2
10	1'50.896 *	28.60*	21.391	30.374	30.525	258.3
	unfinished	28.495	21.377			

16th 40 Aron CANET Pons Wegow Los40 SPA
Runs=2 Total laps=12 Full laps=9 Valid laps=6

1	2'54.042	33.004	21.832	31.247	30.898	258.9
2	1'51.504	28.874	21.582	30.421	30.627	260.2
3	1'51.190 *	28.706	21.491	30.464*	30.529	259.6
4	1'51.020	28.578	21.471	30.393	30.578	260.2
5	1'51.097	28.516	21.469	30.576	30.536	259.6
6	1'51.674	28.619	21.624	30.689	30.742	257.7
7	1'51.484	28.721	21.527	30.521	30.715	259.6
8	1'55.506 P	30.679	25.615	33.125	26.087	255.9
9	1'59.222	30.936	25.070	32.144	31.072	257.1
10	1'50.704 *	28.56*	21.365	30.269	30.508	258.3
11	1'55.415 *	28.501	21.292	30.495*	35.127	181.8
12	1'54.613	28.605	21.466	30.458	34.084	258.9

17th 75 Albert ARENAS Red Bull KTM Ajo SPA
Runs=2 Total laps=11 Full laps=8 Valid laps=5

1	2'45.271	34.327	22.342	31.366	31.577	258.9
2	1'52.171	29.053	21.609	30.764	30.745	260.8
3	1'51.573 *	28.730	21.678	30.529*	30.636	260.8
4	1'51.309	28.617	21.398	30.653	30.641	258.9
5	1'51.705	28.642	21.631	30.561	30.871	260.8
6	1'53.466 P	28.796	21.601	35.883	27.186	196.7
7	1'57.875	32.455	22.370	31.083	31.967	219.5
8	1'51.160	28.756	21.466	30.413	30.525	259.6
9	1'59.160 *	28.66*	21.462	34.068	34.964	204.9
10	1'51.073 *	28.549	21.467	30.451*	30.606	259.6
11	1'51.076	28.580	21.517	30.452	30.527	262.1

18th 21 Alonso LOPEZ Beta Tools SpeedUp SPA
Runs=2 Total laps=11 Full laps=8 Valid laps=8

1	2'57.624	39.016	22.234	31.526	31.159	251.1
---	----------	--------	--------	--------	--------	-------

19th 84 Zonta VD GOORBE Fieten Olie Racing GP NED
Runs=2 Total laps=12 Full laps=9 Valid laps=8

1	2'22.067	32.719	22.260	31.738	31.340	255.3
2	1'52.319	28.793	21.745	30.845	30.936	258.3
3	1'51.936	28.684	21.603	30.685	30.964	258.3
4	1'51.653	28.695	21.625	30.615	30.718	258.3
5	1'51.557	28.641	21.489	30.658	30.769	258.3
6	2'06.634 P	42.507	25.645	34.280	24.202	258.9
7	1'56.551	32.401	22.137	30.943	31.070	256.5
8	2'03.591	28.801	26.624	37.273	30.893	259.6
9	1'51.534	28.633	21.439	30.498	30.964	257.7
10	1'51.375 *	28.78*	21.517	30.519	30.553	259.6
11	2'02.281	28.632	22.239	33.727	37.683	171.4
12	1'51.201	28.647	21.619	30.372	30.563	261.5

20th 52 Jeremy ALCOBA QJMOTOR Gresini M SPA
Runs=2 Total laps=12 Full laps=9 Valid laps=6

1	2'28.783	36.030	22.341	31.000	32.676	255.9
2	1'52.164	28.881	21.785	30.643	30.855	257.7
3	1'51.886 *	28.705	21.654	30.739*	30.788	258.3
4	1'51.786	28.737	21.635	30.585	30.829	256.5
5	1'51.711	28.660	21.646	30.578	30.827	257.7
6	1'51.829	28.723	21.646	30.585	30.875	257.1
7	1'46.138 P	28.879	21.609	31.279	24.371	251.1
8	1'55.900	32.019	22.033	30.827	31.021	255.9
9	1'51.281	28.610	21.492	30.486	30.693	257.7
10	1'55.063 *	28.57*	21.456	32.402	32.627	233.7
11	1'57.857 *	28.618	21.521	33.136*	34.582	188.4
12	1'51.614	28.697	21.551	30.531	30.835	258.9

21st 23 Taiga HADA Pertamina Mandalika JPN
Runs=2 Total laps=12 Full laps=9 Valid laps=7

1	2'00.839	32.970	22.829	31.120	31.023	257.7
2	1'51.983	28.897	21.678	30.630	30.778	258.9
3	1'51.978	28.762	21.693	30.702	30.821	259.6
4	1'52.103	29.003	21.702	30.668	30.730	258.3
5	1'53.520	29.631	21.864	31.018	31.007	259.6
6	1'46.390 P	28.806	21.823	31.640	24.121	257.7
7	2'12.907	45.971	22.274	31.144	33.518	174.4
8	1'52.484	28.719	21.526	31.306	30.933	258.9
9	1'51.468	28.728	21.575	30.509	30.656	257.7
10	1'55.497 *	29.02*	24.054	30.848	31.574	257.7
11	1'59.693 *	30.82*	22.738	33.122	33.010	218.1
12	1'52.378	29.002	21.853	30.647	30.876	258.9

Fastest Lap: Somkiat CHANTRA IDEMITSU Honda Tea THA **1'49.978** 28.166 21.277 30.192 30.343

These data/results cannot be reproduced, stored and/or transmitted in whole or in part by any manner of electronic, mechanical, photocopying, recording, broadcasting or otherwise now known or herein after developed without the previous express consent by the copyright owner, except for reproduction in daily press and regular printed publications on sale to the public within 60 days of the event related to those data/results and always provided that copyright symbol appears together as follows below.
© DORNA, 2023

Practice Nr. 3

Moto2

Lap	Lap Time	T1	T2	T3	T4	Speed	Lap	Lap Time	T1	T2	T3	T4	Speed	
22nd	5	Kohta NOZANE Correos Prepagó Yam JPN						11	1'51.944 *	28.78*	21.648	30.605*	30.908	254.1
		Runs=2	Total laps=12	Full laps=9	Valid laps=7		12	1'52.657 *	29.16*	21.752	30.681	31.064	254.1	
1	2'05.158	33.160	22.451	31.218	31.060	255.9	13	1'51.891	28.743	21.583	30.598	30.967	253.5	
2	1'52.374	29.012	21.789	30.683	30.890	256.5								
3	1'52.557	28.974	21.801	30.778	31.004	255.9								
4	1'52.468	28.924	21.978	30.700	30.866	256.5								
5	1'52.634	28.989	21.931	30.776	30.938	256.5								
6	1'48.529 P	29.263	23.960	31.164	24.142	254.7								
7	2'13.388	37.411	28.664	33.266	34.047	178.8								
8	1'51.893	28.960	21.663	30.487	30.783	259.6								
9	1'51.544	28.792	21.638	30.448	30.666	259.6								
10	1'56.535 *	29.62 *	22.584	30.475	33.855	258.9								
11	1'57.485 *	30.10 *	22.810	33.364	31.204	248.2								
12	1'52.433	29.238	21.669	30.563	30.963	258.9								
23rd	28	Izan GUEVARA Inde GASGAS Aspar SPA												
		Runs=2	Total laps=11	Full laps=8	Valid laps=5									
1	2'58.351	33.021	22.274	31.010	30.944	260.2								
2	1'52.264	28.775	21.878	30.836	30.775	260.8								
3	1'51.682	28.708	21.759	30.549	30.666	261.5								
4	1'51.650	28.700	21.513	30.608	30.829	261.5								
5	1'53.415	28.709	21.654	30.493	32.559	260.8								
6	1'46.051 P	28.90*	21.868	30.758	24.517	261.5								
7	1'59.289	33.808	22.165	32.384	30.932	254.7								
8	1'55.109	28.658	21.714	31.200	33.537	213.0								
9	1'54.280 *	28.73 *	21.852	32.428	31.263	250.0								
10	1'54.172 *	28.577	21.547	30.477*	33.571	260.8								
11	1'52.743 *	29.30*	22.158	30.557	30.719	260.8								
24th	15	Darryn BINDER Liqui Moly Husqvarna RSA												
		Runs=2	Total laps=12	Full laps=9	Valid laps=7									
1	2'17.349	37.352	24.128	31.528	31.222	257.1								
2	1'52.389	28.968	21.606	30.720	31.095	259.6								
3	1'51.832	28.730	21.602	30.573	30.927	260.8								
4	1'52.457	29.226	21.656	30.772	30.803	260.8								
5	1'51.673	28.614	21.562	30.668	30.829	261.5								
6	1'52.449	28.740	21.772	30.902	31.035	258.9								
7	1'53.107 *	28.760	21.573	31.183*	31.591	258.3								
8	1'45.335 P	28.883	21.564	31.174	23.714	259.6								
9	2'02.153	33.787	22.373	34.567	31.426	254.7								
10	1'51.921 *	28.87*	21.741	30.603	30.701	262.1								
11	2'01.157	28.505	21.485	35.620	35.547	239.4								
12	1'53.186	29.552	21.891	30.857	30.886	262.7								
25th	33	Rory SKINNER OnlyFans American R GBR												
		Runs=2	Total laps=13	Full laps=10	Valid laps=8									
1	2'08.300	33.509	22.970	31.392	31.560	254.1								
2	1'53.871	29.392	22.287	30.975	31.217	256.5								
3	1'52.878	28.982	21.787	30.871	31.238	257.7								
4	1'52.750	28.984	21.740	30.846	31.180	257.1								
5	1'52.602	28.935	21.688	30.882	31.097	258.3								
6	1'52.760	28.963	21.662	30.970	31.165	254.7								
7	1'52.461	28.818	21.805	30.820	31.018	253.5								
8	1'51.808 P	31.175	21.999	32.050	26.584	173.0								
9	1'57.026	32.498	22.278	30.885	31.365	254.1								
10	1'52.199	28.810	21.672	30.602	31.115	254.7								
26th	4	Sean Dylan KELLY Forward Team USA												
		Runs=2	Total laps=11	Full laps=8	Valid laps=7									
1	2'02.563	33.292	22.686	31.290	32.388	257.7								
2	1'52.653	29.040	21.718	30.830	31.065	258.9								
3	2'01.420	34.612	24.295	31.400	31.113	257.7								
4	1'52.347	28.925	21.755	30.721	30.946	258.9								
5	1'52.528	28.781	21.695	30.821	31.231	259.6								
6	1'52.560	28.933	21.813	30.801	31.013	258.3								
7	1'48.509 P	29.047	23.061	32.484	23.917	255.9								
8	1'59.019	32.302	22.333	31.073	33.311	195.2								
9	1'52.842 *	29.06*	21.907	30.695	31.175	257.7								
10	1'51.992	28.769	21.639	30.753	30.831	256.5								
11	2'00.235	28.980	22.001	36.603	32.651	250.0								
27th	9	Mattia CASADEI Fantic Racing ITA												
		Runs=2	Total laps=9	Full laps=6	Valid laps=3									
1	2'02.791	33.395	22.605	31.487	31.259	256.5								
2	1'53.730 *	29.242	22.215	31.125	31.148*	258.3								
3	1'53.919 *	29.228	22.192	31.241	31.258*	257.1								
4	1'52.734 *	28.820	21.997	30.914	31.003*	258.3								
5	1'52.952	29.048	21.831	31.001	31.072	257.7								
6	1'48.966 P	28.946	22.300	31.724	25.996	255.9								
7	2'03.967	37.616	22.827	32.003	31.521	248.8								
8	2'01.375	29.476	24.542	33.111	34.246	171.9								
9	1'52.404	28.950	21.861	30.736	30.857	258.3								
28th	72	Borja GOMEZ Fantic Racing SPA												
		Runs=1	Total laps=16	Full laps=15	Valid laps=15									
1	2'06.123	33.544	22.711	31.428	31.367	255.9								
2	1'53.080	28.983	22.020	30.910	31.167	259.6								
3	1'52.773	29.100	21.680	31.043	30.950	258.9								
4	1'52.417	28.853	21.694	30.840	31.030	258.3								
5	1'52.600	28.879	21.697	30.955	31.069	258.3								
6	1'52.906	28.914	21.808	31.056	31.128	257.7								
7	1'52.920	29.065	21.747	31.019	31.089	258.3								
8	1'53.289	29.092	21.898	31.104	31.195	258.3								
9	1'52.929	29.096	21.835	30.884	31.114	258.3								
10	2'00.214	29.022	25.240	34.636	31.316	258.3								
11	1'59.097	29.193	23.088	35.612	31.204	259.6								
12	1'52.946	28.971	21.764	31.055	31.156	258.9								
13	1'52.969	28.991	21.806	31.015	31.157	258.3								
14	1'56.329	31.564	22.067	31.442	31.256	258.3								
15	1'54.623	28.930	22.859	31.403	31.431	258.3								
16	1'52.750	29.007	21.895	30.743	31.105	257.7								
29th	8	Senna AGIUS Liqui Moly Husqvarna AUS												
		Runs=2	Total laps=14	Full laps=11	Valid laps=8									
1	2'07.846	32.530	22.651	31.408	31.358	255.3								
2	1'53.849	29.648	22.152	30.873	31.176	256.5								
3	1'53.028 *	28.870	22.196	30.778	31.184*	257.1								
4	1'52.790	28.940	21.829	30.907	31.114	257.1								
5	1'52.737	28.731	21.867	30.990	31.149	257.7								

Fastest Lap: Somkiat CHANTRA IDEMITSU Honda Tea THA **1'49.978** 28.166 21.277 30.192 30.343

These data/results cannot be reproduced, stored and/or transmitted in whole or in part by any manner of electronic, mechanical, photocopying, recording, broadcasting or otherwise now known or herein after developed without the previous express consent by the copyright owner, except for reproduction in daily press and regular printed publications on sale to the public within 60 days of the event related to those data/results and always provided that copyright symbol appears together as follows below.
© DORNA, 2023

Practice Nr. 3

Moto2

Lap	Lap Time	T1	T2	T3	T4	Speed	Lap	Lap Time	T1	T2	T3	T4	Speed
6	1'55.396 *	28.699	24.395	31.041	31.261*	257.1							
7	1'53.423	28.903	21.984	30.986	31.550	257.1							
8	1'53.149	28.874	22.085	31.025	31.165	257.1							
9	1'52.803 *	28.813	21.985	30.915	31.090*	257.1							
10	1'52.709	28.878	21.955	30.773	31.103	257.1							
11	1'52.763	28.803	21.790	30.876	31.294	256.5							
12	1'47.246 P	28.902	21.978	31.106	25.260	255.9							
13	2'01.062	36.424	22.350	31.168	31.120	257.7							
14	2'16.217	50.309	23.219	31.432	31.257	257.7							

30th	67	Alberto SURRA	Forward Team	ITA		
		Runs=1	Total laps=2	Full laps=1 Valid laps=1		
1	2'17.667	37.866	26.055	31.634	31.143	258.9
2	1'53.107	29.028	21.721	31.177	31.181	256.5
	unfinished	28.881	21.609			

Fastest Lap: Somkiat CHANTRA IDEMITSU Honda Tea THA **1'49.978** 28.166 21.277 30.192 30.343

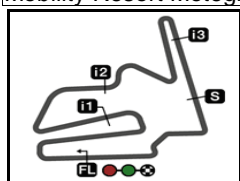
These data/results cannot be reproduced, stored and/or transmitted in whole or in part by any manner of electronic, mechanical, photocopying, recording, broadcasting or otherwise now known or herein after developed without the previous express consent by the copyright owner, except for reproduction in daily press and regular printed publications on sale to the public within 60 days of the event related to those data/results and always provided that copyright symbol appears together as follows below.
© DORNA, 2023

Official MotoGP Timing by **TISSOT**
www.motogp.com

Motegi, Saturday, September 30, 2023

Page 5 of 5





4801 m.

MOTUL GRAND PRIX OF JAPAN

Practice Nr. 3

Best Partial Times

Moto2™


IT Ideal Lap Time, sum of the best partial times

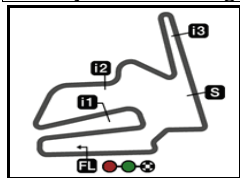
BT Best Lap Time

T1		T2		T3		T4				IT		BT	
Pos	Rider	Time	Rider	Time	Rider	Time	Rider	Time	Pos	Rider	IT	BT	
1	S.CHANTRA	28.166	S.CHANTRA	21.081	M.RAMIREZ	30.142	P.ACOSTA	30.334	1	S.CHANTRA	1'49.772	1'49.978	(1)
2	S.LOWES	28.276	M.RAMIREZ	21.156	S.LOWES	30.173	S.CHANTRA	30.343	2	M.RAMIREZ	1'50.101	1'50.646	(7)
3	A.OGURA	28.281	F.ALDEGUER	21.252	A.OGURA	30.175	M.RAMIREZ	30.431	3	S.LOWES	1'50.233	1'50.486	(4)
4	T.ARBOLINO	28.286	J.DIXON	21.265	S.CHANTRA	30.182	A.OGURA	30.441	4	A.OGURA	1'50.255	1'50.255	(2)
5	J.ROBERTS	28.356	M.GONZALEZ	21.282	J.ROBERTS	30.235	F.ALDEGUER	30.482	5	P.ACOSTA	1'50.360	1'50.382	(3)
6	M.RAMIREZ	28.372	S.LOWES	21.285	D.FOGGIA	30.253	F.SALAC	30.493	6	J.ROBERTS	1'50.440	1'50.628	(6)
7	F.SALAC	28.382	A.CANET	21.292	P.ACOSTA	30.257	S.LOWES	30.499	7	F.ALDEGUER	1'50.514	1'50.586	(5)
8	P.ACOSTA	28.384	J.ROBERTS	21.297	A.CANET	30.269	M.GONZALEZ	30.508	8	A.CANET	1'50.570	1'51.020	(16)
9	S.GARCIA	28.451	B.BALTUS	21.350	F.ALDEGUER	30.304	A.CANET	30.508	9	T.ARBOLINO	1'50.610	1'50.676	(8)
10	M.GONZALEZ	28.456	A.OGURA	21.358	B.BALTUS	30.306	A.ARENAS	30.525	10	F.SALAC	1'50.634	1'50.926	(13)
11	F.ALDEGUER	28.476	S.GARCIA	21.362	T.ARBOLINO	30.334	J.DIXON	30.525	11	M.GONZALEZ	1'50.650	1'50.730	(9)
12	B.BENDSNEYDE	28.483	D.FOGGIA	21.370	B.BENDSNEYDE	30.369	S.GARCIA	30.550	12	J.DIXON	1'50.659	1'50.997	(15)
13	J.DIXON	28.495	F.SALAC	21.372	Z.VD GOORBER	30.372	J.ROBERTS	30.552	13	D.FOGGIA	1'50.695	1'50.849	(11)
14	A.CANET	28.501	P.ACOSTA	21.385	J.DIXON	30.374	Z.VD GOORBER	30.553	14	S.GARCIA	1'50.739	1'50.739	(10)
15	D.BINDER	28.505	T.ARBOLINO	21.389	S.GARCIA	30.376	D.FOGGIA	30.566	15	A.ARENAS	1'50.885	1'51.076	(17)
16	D.FOGGIA	28.506	A.ARENAS	21.398	F.SALAC	30.387	T.ARBOLINO	30.601	16	B.BALTUS	1'50.894	1'50.894	(12)
17	A.LOPEZ	28.542	B.BENDSNEYDE	21.438	A.LOPEZ	30.390	B.BALTUS	30.649	17	B.BENDSNEY	1'50.943	1'50.943	(14)
18	A.ARENAS	28.549	Z.VD GOORBER	21.439	M.GONZALEZ	30.404	B.BENDSNEYDE	30.653	18	Z.VD GOORBE	1'50.996	1'51.201	(19)
19	I.GUEVARA	28.577	A.LOPEZ	21.440	A.ARENAS	30.413	T.HADA	30.656	19	A.LOPEZ	1'51.055	1'51.183	(18)
20	B.BALTUS	28.589	J.ALCOBA	21.456	K.NOZANE	30.448	K.NOZANE	30.666	20	J.ALCOBA	1'51.245	1'51.281	(20)
21	J.ALCOBA	28.610	D.BINDER	21.485	J.ALCOBA	30.486	I.GUEVARA	30.666	21	I.GUEVARA	1'51.249	1'51.650	(23)
22	Z.VD GOORBER	28.632	I.GUEVARA	21.513	I.GUEVARA	30.493	A.LOPEZ	30.683	22	D.BINDER	1'51.264	1'51.673	(24)
23	S.AGIUS	28.699	T.HADA	21.526	T.HADA	30.509	J.ALCOBA	30.693	23	T.HADA	1'51.410	1'51.468	(21)
24	T.HADA	28.719	R.SKINNER	21.583	D.BINDER	30.573	D.BINDER	30.701	24	K.NOZANE	1'51.544	1'51.544	(22)

These data/results cannot be reproduced, stored and/or transmitted in whole or in part by any manner of electronic, mechanical, photocopying, recording, broadcasting or otherwise now known or herein after developed without the previous express consent by the copyright owner, except for reproduction in daily press and regular printed publications on sale to the public within 60 days of the event related to those data/results and always provided that copyright symbol appears together as follows below.
© DORNA, 2023

Mobility Resort Motegi

Results and timing service provided by  **TISSOT**



4801 m.

MOTUL GRAND PRIX OF JAPAN

Practice Nr. 3

Best Partial Times

Moto2™

IT Ideal Lap Time, sum of the best partial times

BT Best Lap Time

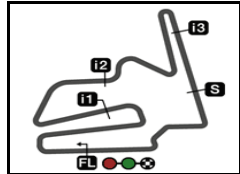
		T1		T2		T3		T4				
<i>Pos</i>	<i>Rider</i>	<i>Time</i>	<i>Rider</i>	<i>Time</i>	<i>Rider</i>	<i>Time</i>	<i>Rider</i>	<i>Time</i>	<i>Pos</i>	<i>Rider</i>	<i>IT</i>	<i>BT</i>
25	R.SKINNER	28.743	A.SURRA	21.609	R.SKINNER	30.598	S.KELLY	30.831	25	R.SKINNER	1'51.832	1'51.891 (25)
26	S.KELLY	28.769	K.NOZANE	21.638	S.KELLY	30.695	M.CASADEI	30.857	26	S.KELLY	1'51.934	1'51.992 (26)
27	K.NOZANE	28.792	S.KELLY	21.639	M.CASADEI	30.736	R.SKINNER	30.908	27	B.GOMEZ	1'52.226	1'52.417 (28)
28	M.CASADEI	28.820	B.GOMEZ	21.680	B.GOMEZ	30.743	B.GOMEZ	30.950	28	M.CASADEI	1'52.244	1'52.404 (27)
29	B.GOMEZ	28.853	S.AGIUS	21.790	S.AGIUS	30.773	S.AGIUS	31.103	29	S.AGIUS	1'52.365	1'52.709 (29)
30	A.SURRA	28.881	M.CASADEI	21.831	A.SURRA	31.177	A.SURRA	31.143	30	A.SURRA	1'52.810	1'53.107 (30)

These data/results cannot be reproduced, stored and/or transmitted in whole or in part by any manner of electronic, mechanical, photocopying, recording, broadcasting or otherwise now known or herein after developed without the previous express consent by the copyright owner, except for reproduction in daily press and regular printed publications on sale to the public within 60 days of the event related to those data/results and always provided that copyright symbol appears together as follows below.
© DORNA, 2023

Official MotoGP Timing by **TISSOT**
www.motogp.com

moto2™





4801 m.

MOTUL GRAND PRIX OF JAPAN

Practice Nr. 3

Fastest Laps Sequence

<i>Practice Time</i>	 <i>Rider</i>	<i>Nation</i>	<i>Motorcycle</i>	<i>Time</i>	<i>Km/h</i>	<i>Rider's Lap</i>
3'52.580	21 Alonso LOPEZ	SPA	BOSCOSCURO	1'51.896	154.4	2
3'53.384	24 Marcos RAMIREZ	SPA	KALEX	1'51.216	155.4	2
4'28.374	37 Pedro ACOSTA	SPA	KALEX	1'51.114	155.5	2
4'48.229	35 Somkiat CHANTRA	THA	KALEX	1'50.960	155.7	2
7'35.217	24 Marcos RAMIREZ	SPA	KALEX	1'50.795	155.9	4
8'10.174	37 Pedro ACOSTA	SPA	KALEX	1'50.699	156.1	4
9'25.863	24 Marcos RAMIREZ	SPA	KALEX	1'50.646	156.2	5
10'00.556	37 Pedro ACOSTA	SPA	KALEX	1'50.382	156.5	5
25'11.965	79 Ai OGURA	JPN	KALEX	1'50.255	156.7	9
30'09.324	35 Somkiat CHANTRA	THA	KALEX	1'49.978	157.1	12

These data/results cannot be reproduced, stored and/or transmitted in whole or in part by any manner of electronic, mechanical, photocopying, recording, broadcasting or otherwise now known or herein after developed without the previous express consent by the copyright owner, except for reproduction in daily press and regular printed publications on sale to the public within 60 days of the event related to those data/results and always provided that copyright symbol appears together as follows below.

© DORNA, 2023

Official MotoGP Timing by TISSOT
www.motogp.com

Motegi, Saturday, September 30, 2023

