


4801 m.

MOTUL GRAND PRIX OF JAPAN

Practice Nr. 1

Classification

3

	Rider	Nation	Team	Motorcycle	Time	Lap Total	Gap	Top Speed
1	10 Diogo MOREIRA	BRA	MT Helmets - MSI	KTM	1'57.260	15 16		219.5
2	44 David MUÑOZ	SPA	BOE Motorsports	KTM	1'57.466	11 13	0.206 0.206	219.9
3	5 Jaume MASIA	SPA	Leopard Racing	HONDA	1'57.495	14 15	0.235 0.029	219.5
4	71 Ayumu SASAKI	JPN	Liqui Moly Husqvarna Intact GP	HUSQVARNA	1'57.735	12 14	0.475 0.240	219.0
5	82 Stefano NEPA	ITA	Angeluss MTA Team	KTM	1'57.745	13 13	0.485 0.010	216.8
6	96 Daniel HOLGADO	SPA	Red Bull KTM Tech3	KTM	1'57.756	13 15	0.496 0.011	218.1
7	80 David ALONSO	COL	Gaviota GASGAS Aspar Team	GASGAS	1'57.773	15 16	0.513 0.017	219.9
8	6 Ryusei YAMANAKA	JPN	Gaviota GASGAS Aspar Team	GASGAS	1'57.915	14 16	0.655 0.142	217.7
9	18 Matteo BERTELLE	ITA	Rivacold Snipers Team	HONDA	1'58.056	13 15	0.796 0.141	219.5
10	53 Deniz ÖNCÜ	TUR	Red Bull KTM Ajo	KTM	1'58.111	11 14	0.851 0.055	216.8
11	48 Ivan ORTOLÁ	SPA	Angeluss MTA Team	KTM	1'58.144	13 13	0.884 0.033	216.4
12	24 Tatsuki SUZUKI	JPN	Leopard Racing	HONDA	1'58.323	8 9	1.063 0.179	216.4
13	54 Riccardo ROSSI	ITA	SIC58 Squadra Corse	HONDA	1'58.485	11 12	1.225 0.162	219.5
14	43 Xavier ARTIGAS	SPA	CFMOTO Racing PruestelGP	CFMOTO	1'58.530	14 15	1.270 0.045	218.1
15	7 Filippo FARIOLI	ITA	Red Bull KTM Tech3	KTM	1'58.548	15 16	1.288 0.018	216.4
16	66 Joel KELSO	AUS	CFMOTO Racing PruestelGP	CFMOTO	1'58.612	13 14	1.352 0.064	217.3
17	92 David ALMANSA	SPA	Rivacold Snipers Team	HONDA	1'58.681	13 15	1.421 0.069	220.4
18	72 Taiyo FURUSATO	JPN	Honda Team Asia	HONDA	1'58.700	14 14	1.440 0.019	220.8
19	99 José Antonio RUEDA	SPA	Red Bull KTM Ajo	KTM	1'58.736	13 14	1.476 0.036	217.7
20	27 Kaito TOBA	JPN	SIC58 Squadra Corse	HONDA	1'58.787	13 13	1.527 0.051	218.1
21	63 Syarifuddin AZMAN	MAL	MT Helmets - MSI	KTM	1'58.803	13 14	1.543 0.016	219.0
22	95 Collin VEIJER	NED	Liqui Moly Husqvarna Intact GP	HUSQVARNA	1'59.074	15 15	1.814 0.271	217.3
23	70 Joshua WHATLEY	GBR	VisionTrack Racing Team	HONDA	1'59.394	11 13	2.134 0.320	216.8
24	19 Scott OGDEN	GBR	VisionTrack Racing Team	HONDA	1'59.432	14 14	2.172 0.038	216.4
25	20 Lorenzo FELLON	FRA	CIP Green Power	KTM	1'59.481	12 13	2.221 0.049	217.7
26	22 Ana CARRASCO	SPA	BOE Motorsports	KTM	1'59.841	12 12	2.581 0.360	216.0
27	64 Mario AJI	INA	Honda Team Asia	HONDA	2'00.017	6 13	2.757 0.176	212.5

Practice condition: Dry

Air: 26°

Humidity: 74%

Ground: 34°

Fastest Lap:	Lap: 15	Diogo MOREIRA	1'57.260	147.3 Km/h
Best Race Lap:	2014	Alex MARQUEZ	1'57.112	147.5 Km/h
All Time Lap Record:	2016	Hiroki ONO	1'56.443	148.4 Km/h

The results are provisional until the end of the limit for protest and appeals.

Time limit for protest expires 60' after publication of the results - Time:

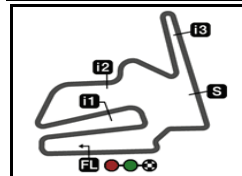
These data/results cannot be reproduced, stored and/or transmitted in whole or in part by any manner of electronic, mechanical, photocopying, recording, broadcasting or otherwise now known or herein after developed without the previous express consent by the copyright owner, except for reproduction in daily press and regular printed publications on sale to the public within 60 days of the event related to those data/results and always provided that copyright symbol appears together as follows below.

© DORNA, 2023

Official MotoGP Timing by TISSOT
www.motogp.com

Motegi, Friday, September 29, 2023





MOTUL GRAND PRIX OF JAPAN

Practice Nr. 1

Top Speed & Average

4



Rider	Nation	Motorcycle	Top 5 speeds					Average	Top
72 Taiyo FURUSATO	JPN	HONDA	220.8	219.5	219.5	219.5	218.6	219.6	220.8
92 David ALMANSA	SPA	HONDA	220.4	219.0	218.1	216.4	216.0	218.0	220.4
44 David MUÑOZ	SPA	KTM	219.9	219.5	219.0	218.6	218.1	219.0	219.9
80 David ALONSO	COL	GASGAS	219.9	218.6	218.1	218.1	217.7	218.5	219.9
5 Jaume MASIA	SPA	HONDA	219.5	218.1	217.3	217.3	217.3	217.7	219.5
10 Diogo MOREIRA	BRA	KTM	219.5	219.5	218.1	218.1	217.7	218.3	219.5
18 Matteo BERTELLE	ITA	HONDA	219.5	218.6	218.6	218.1	218.1	218.6	219.5
54 Riccardo ROSSI	ITA	HONDA	219.5	217.7	217.3	216.8	216.4	217.4	219.5
63 Syarifuddin AZMAN	MAL	KTM	219.0	217.7	217.3	217.3	216.8	217.6	219.0
71 Ayumu SASAKI	JPN	HUSQVARNA	219.0	219.0	218.6	218.6	218.6	218.7	219.0
27 Kaito TOBA	JPN	HONDA	218.1	218.1	217.7	217.7	216.8	217.7	218.1
43 Xavier ARTIGAS	SPA	CFMOTO	218.1	216.8	216.8	216.4	216.0	216.7	218.1
96 Daniel HOLGADO	SPA	KTM	218.1	216.8	216.0	216.0	216.0	216.4	218.1
6 Ryusei YAMANAKA	JPN	GASGAS	217.7	216.8	216.0	215.5	215.1	216.2	217.7
20 Lorenzo FELLON	FRA	KTM	217.7	216.4	215.5	215.1	215.1	216.0	217.7
99 José Antonio RUEDA	SPA	KTM	217.7	217.3	217.3	217.3	216.8	217.2	217.7
66 Joel KELSO	AUS	CFMOTO	217.3	215.5	214.7	214.7	214.2	215.3	217.3
95 Collin VEIJER	NED	HUSQVARNA	217.3	216.8	216.0	215.1	215.1	215.9	217.3
53 Deniz ÖNCÜ	TUR	KTM	216.8	215.1	214.2	213.8	213.4	214.5	216.8
70 Joshua WHATLEY	GBR	HONDA	216.8	215.1	214.7	213.8	213.8	214.7	216.8
82 Stefano NEPA	ITA	KTM	216.8	216.8	216.0	214.2	214.2	215.4	216.8
7 Filippo FARIOLI	ITA	KTM	216.4	214.7	214.7	214.2	214.2	214.6	216.4
19 Scott OGDEN	GBR	HONDA	216.4	216.0	216.0	215.5	214.2	215.4	216.4
24 Tatsuki SUZUKI	JPN	HONDA	216.4	216.4	216.0	214.7	214.7	215.6	216.4
48 Ivan ORTOLÁ	SPA	KTM	216.4	216.0	216.0	216.0	215.5	215.8	216.4
22 Ana CARRASCO	SPA	KTM	216.0	216.0	215.5	214.2	214.2	215.2	216.0
64 Mario AJI	INA	HONDA	212.5	212.5	211.7	211.3	211.3	211.8	212.5

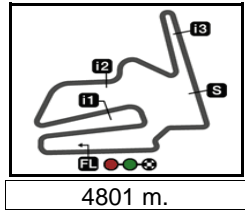
These data/results cannot be reproduced, stored and/or transmitted in whole or in part by any manner of electronic, mechanical, photocopying, recording, broadcasting or otherwise now known or herein after developed without the previous express consent by the copyright owner, except for reproduction in daily press and regular printed publications on sale to the public within 60 days of the event related to those data/results and always provided that copyright symbol appears together as follows below.

© DORNA, 2023

Official MotoGP Timing by TISSOT
www.motogp.com



Motegi, Friday, September 29, 2023



MOTUL GRAND PRIX OF JAPAN

Practice Nr. 1

Chronological Analysis of Performances

5

* Lap / Sector time cancelled T1 Time from finish line to 1st intermediate T3 Time from 2nd intermed. to 3rd intermed.
P Crossing the finish line in pit lane T2 Time from 1st intermed. to 2nd intermed. T4 Time from 3rd intermediate to finish line

Lap	Lap Time	T1	T2	T3	T4	Speed	Lap	Lap Time	T1	T2	T3	T4	Speed							
1st 10 Diogo MOREIRA MT Helmets - MSI BRA Runs=2 Total laps=16 Full laps=13 Valid laps=13							10	1'59.184	30.522	23.216	31.945	33.501	216.8	11	1'51.341 P	30.516	23.113	31.836	25.876	216.8
1	2'28.009	33.878	23.849	32.664	33.993	217.7	12	2'03.706	35.213	23.229	31.811	33.453	217.3							
2	2'01.053	30.881	23.490	32.152	34.530	217.3	13	1'57.536	30.043	22.798	31.555	33.140	218.1							
3	2'00.254	30.666	23.415	32.176	33.997	216.8	14	1'57.495	29.921	22.802	31.591	33.181	219.5							
4	1'59.610	30.582	23.268	31.980	33.780	216.4	15	2'02.137	32.311	23.598	32.333	33.895	217.3							
5	1'59.459	30.689	23.207	31.916	33.647	217.7	4th 71 Ayumu SASAKI Liqui Moly Husqvarna JPN Runs=3 Total laps=14 Full laps=9 Valid laps=9													
6	1'59.181	30.458	23.154	32.040	33.529	218.1	1	3'19.748	34.906	24.180	33.154	34.388	216.8							
7	1'59.706	30.608	23.258	32.129	33.711	215.5	2	2'01.350	31.112	23.499	32.556	34.183	218.1							
8	1'59.468	30.515	23.272	31.942	33.739	216.0	3	2'00.024	30.673	23.359	32.116	33.876	217.3							
9	1'59.659	30.493	23.368	32.073	33.725	216.0	4	1'59.596	30.551	23.304	32.014	33.727	218.1							
10	1'59.778	30.503	23.379	32.172	33.724	216.4	5	1'59.553	30.675	23.252	31.967	33.659	218.6							
11	1'59.670	30.523	23.475	31.988	33.684	216.0	6	1'51.681 P	30.539	23.261	31.892	25.989	218.1							
12	1'54.000 P	31.208	24.664	32.134	25.994	219.5	7	2'03.118	33.451	23.365	32.021	34.281	218.1							
13	1'59.723	31.854	23.068	31.560	33.241	216.8	8	1'59.205	30.476	23.150	31.951	33.628	217.7							
14	1'57.330	29.977	22.875	31.358	33.120	218.1	9	1'59.005	30.369	23.029	31.941	33.666	218.6							
15	1'57.260	29.870	22.755	31.461	33.174	217.7	10	1'53.994 P	31.669	23.507	32.630	26.188	216.0							
16	1'57.666	30.078	22.797	31.478	33.313	219.5	11	2'02.084	33.268	23.131	31.832	33.853	219.0							
2nd 44 David MUÑOZ BOE Motorsports SPA Runs=2 Total laps=13 Full laps=10 Valid laps=10							12	1'57.735	29.952	22.794	31.573	33.416	218.6							
1	2'31.769	36.875	24.348	33.212	34.314	219.9	13	1'58.137	30.049	22.856	31.784	33.448	219.0							
2	2'00.643	30.989	23.387	32.355	33.912	218.6	14	1'58.016	29.984	22.924	31.652	33.456	218.6							
3	1'59.884	30.675	23.425	32.219	33.565	216.4	5th 82 Stefano NEPA Angeluss MTA Team ITA Runs=3 Total laps=13 Full laps=8 Valid laps=8													
4	1'59.431	30.680	23.175	31.942	33.634	216.4	1	2'44.963	34.619	24.336	33.358	34.794	213.0							
5	1'59.154	30.476	23.072	31.958	33.648	217.3	2	2'01.199	31.091	23.615	32.471	34.022	213.8							
6	1'59.067	30.465	23.127	31.909	33.566	216.8	3	2'00.270	30.826	23.348	32.154	33.942	214.2							
7	1'58.986	30.449	23.113	31.894	33.530	217.3	4	1'59.797	30.519	23.290	32.122	33.866	214.2							
8	1'59.137	30.520	23.094	31.855	33.668	219.5	5	1'59.390	30.539	23.236	31.942	33.673	216.0							
9	1'56.044 P	30.608	23.600	34.140	27.696	201.8	6	1'59.438	30.605	23.175	31.947	33.711	214.2							
10	2'04.077	35.272	23.204	31.961	33.640	217.3	7	1'51.860 P	30.441	23.158	32.279	25.982	213.0							
11	1'57.466	30.130	22.756	31.490	33.090	218.1	8	2'03.005	32.942	23.671	32.251	34.141	213.0							
12	1'57.627	30.007	22.900	31.627	33.093	219.0	9	1'59.842	30.769	23.319	31.978	33.776	213.4							
13	2'01.799	30.334	23.291	32.722	35.452	191.8	10	1'50.914 P	30.731	23.102	31.937	25.144	213.4							
3rd 5 Jaume MASIA Leopard Racing SPA Runs=3 Total laps=15 Full laps=10 Valid laps=10							11	2'14.641	40.815	23.773	33.999	36.054	178.2							
1	3'29.674	35.214	24.440	33.330	34.594	216.8	12	1'57.842	30.109	22.930	31.477	33.326	216.8							
2	2'00.973	31.302	23.423	32.405	33.843	217.3	13	1'57.745	30.000	22.782	31.614	33.349	216.8							
3	1'59.504	30.727	23.191	32.042	33.544	217.3	6th 96 Daniel HOLGADO Red Bull KTM Tech3 SPA Runs=2 Total laps=15 Full laps=12 Valid laps=12													
4	1'59.200	30.527	23.155	31.822	33.696	216.4	1	2'52.087	34.765	24.334	33.254	35.013	214.2							
5	1'59.728	30.722	23.136	32.139	33.731	216.8	2	2'01.894	31.288	23.503	32.655	34.448	215.5							
6	1'58.970	30.511	23.105	31.882	33.472	216.8	3	2'00.606	31.235	23.359	32.176	33.836	216.0							
7	2'02.955	30.508	22.993	31.901	37.553	217.3	4	1'59.992	30.799	23.294	32.137	33.762	215.5							
8	1'54.250 P	30.548	23.120	31.860	28.722	216.8														
9	2'05.879	35.763	23.615	32.532	33.969	215.5														

Fastest Lap: Diogo MOREIRA MT Helmets - MSI BRA 1'57.260 29.870 22.755 31.461 33.174

These data/results cannot be reproduced, stored and/or transmitted in whole or in part by any manner of electronic, mechanical, photocopying, recording, broadcasting or otherwise now known or herein after developed without the previous express consent by the copyright owner, except for reproduction in daily press and regular printed publications on sale to the public within 60 days of the event related to those data/results and always provided that copyright symbol appears together as follows below.
© DORNA, 2023



Practice Nr. 1

Moto3

Lap	Lap Time	T1	T2	T3	T4	Speed	Lap	Lap Time	T1	T2	T3	T4	Speed
5	1'59.570	30.679	23.151	32.093	33.647	216.0	5	1'59.741	30.598	23.343	32.178	33.622	218.1
6	1'59.374	30.703	23.155	32.002	33.514	215.5	6	1'59.364	30.497	23.209	32.114	33.544	217.3
7	1'59.419	30.567	23.210	32.075	33.567	216.8	7	1'59.481 *	30.472	23.318	31.988	33.703*	215.5
8	1'59.328	30.713	23.044	31.958	33.613	216.0	8	2'05.128 *	32.55*	23.915	33.028	35.628	198.1
9	1'55.151 P	32.244	23.932	32.027	26.948	214.7	9	2'01.919	31.302	24.590	32.291	33.736	216.0
10	2'04.896	35.668	23.421	32.125	33.682	214.7	10	1'51.639 P	30.507	23.214	32.043	25.875	216.8
11	1'58.236	30.325	22.924	31.700	33.287	216.0	11	2'03.019	34.052	23.470	32.015	33.482	214.7
12	2'02.762	31.550	25.447	32.249	33.516	213.4	12	2'01.876 *	30.330	24.641	33.331*	33.574	218.1
13	1'57.756	30.172	22.816	31.574	33.194	218.1	13	1'58.056	30.175	22.986	31.677	33.218	217.3
14	1'57.923	30.179	22.908	31.587	33.249	215.1	14	1'58.225	30.121	23.106	31.615	33.383	216.4
15	1'58.193	30.318	22.951	31.609	33.315	216.0	15	2'02.981	32.130	23.808	32.774	34.269	193.8

7th 80 David ALONSO Gaviota GASGAS Asp COL
Runs=2 Total laps=16 Full laps=13 Valid laps=11

1	2'12.689	36.367	24.108	33.507	34.395	216.4
2	2'02.417 *	31.586	23.604	32.972	34.255*	216.4
3	2'01.680	31.412	23.408	32.823	34.037	216.4
4	2'00.765	31.067	23.338	32.521	33.839	216.8
5	2'00.531	30.894	23.188	32.635	33.814	216.4
6	2'00.079	30.775	23.234	32.271	33.799	218.1
7	2'09.617	36.834	25.404	33.663	33.716	217.3
8	1'59.588	30.703	23.261	32.021	33.603	218.1
9	2'00.311	30.525	23.215	32.077	34.494	218.6
10	1'59.810	30.594	23.310	32.164	33.742	217.3
11	1'59.915 *	30.512	23.325	32.485	33.593*	217.3
12	1'52.145 P	30.557	23.122	32.584	25.882	216.8
13	2'03.588	33.455	23.393	33.085	33.655	214.7
14	1'58.368	30.163	22.943	31.972	33.290	215.5
15	1'57.773	30.045	22.954	31.692	33.082	219.9
16	1'58.046	29.963	22.915	31.931	33.237	217.7

8th 6 Ryusei YAMANAKA Gaviota GASGAS Asp JPN
Runs=2 Total laps=16 Full laps=13 Valid laps=13

1	2'11.058	34.836	23.719	33.153	34.042	213.0
2	2'01.354	31.139	23.546	32.672	33.997	213.4
3	2'00.284	30.725	23.468	32.312	33.779	213.4
4	2'00.158	30.755	23.422	32.240	33.741	214.2
5	1'59.890	30.626	23.281	32.212	33.771	214.2
6	1'59.747	30.494	23.283	32.256	33.714	213.8
7	1'59.612	30.650	23.289	31.915	33.758	213.4
8	1'59.696	30.551	23.288	32.119	33.738	213.8
9	1'52.128 P	30.589	23.216	32.187	26.136	211.7
10	2'02.365	33.370	23.333	31.997	33.665	214.2
11	1'58.734	30.375	23.035	31.828	33.496	215.5
12	1'58.314	30.093	22.980	31.751	33.490	215.1
13	2'01.167	30.502	23.183	32.790	34.692	197.8
14	1'57.915	30.130	22.909	31.652	33.224	216.8
15	1'58.825	30.089	22.887	31.617	34.232	217.7
16	1'58.054	30.099	23.012	31.648	33.295	216.0

9th 18 Matteo BERTELLE Rivacold Snipers Tea ITA
Runs=2 Total laps=15 Full laps=12 Valid laps=6

1	2'33.801	34.428	24.469	33.628	34.873	217.3
2	2'01.106 *	31.130	23.429	32.517	34.030*	218.6
3	2'00.484 *	31.054	23.285	32.403	33.742*	218.6
4	1'59.995 *	30.707	23.273	32.228	33.787*	219.5

10th 53 Deniz ÖNCÜ Red Bull KTM Ajo TUR
Runs=2 Total laps=14 Full laps=11 Valid laps=10

1	3'46.889	34.880	24.045	33.112	35.057	213.0
2	2'01.286	31.315	23.450	32.396	34.125	213.0
3	2'00.612	30.767	23.312	32.499	34.034	213.4
4	1'59.597	30.603	23.146	32.131	33.717	213.8
5	1'59.318	30.452	23.006	32.184	33.676	214.2
6	1'59.181	30.500	23.000	32.048	33.633	216.8
7	1'59.390	30.416	23.247	32.125	33.602	213.4
8	1'59.343	30.491	22.990	32.176	33.686	212.5
9	1'53.727 P	32.352	23.427	32.289	25.659	210.9
10	2'02.402	33.205	23.245	31.842	34.110	215.1
11	1'58.111	30.152	22.902	31.740	33.317	212.5
12	1'58.441	30.189	23.044	31.671	33.537	213.0
13	1'59.145 *	30.405	23.060	31.965*	33.715	212.5
14	1'58.961	30.379	23.083	31.986	33.513	212.5

11th 48 Ivan ORTOLÁ Angeluss MTA Team SPA
Runs=3 Total laps=13 Full laps=8 Valid laps=8

1	2'37.022	35.381	24.203	33.755	35.354	212.5
2	2'01.508	31.263	23.524	32.534	34.187	215.5
3	2'00.499	30.953	23.305	32.307	33.934	216.0
4	2'00.279	30.970	23.316	32.140	33.853	216.4
5	2'00.252	30.770	23.284	32.264	33.934	215.5
6	2'00.133	30.825	23.287	32.273	33.748	216.0
7	1'54.486 P	30.53*	24.220	33.176	26.559	213.4
8	2'06.071	36.293	23.496	32.434	33.848	215.1
9	2'00.256	30.924	23.295	32.192	33.845	214.7
10	1'52.191 P	30.668	23.537	32.622	25.364	214.2
11	2'08.617	40.130	23.252	31.828	33.407	216.0
12	1'58.196	30.165	22.839	31.720	33.472	215.5
13	1'58.144	30.171	22.940	31.637	33.396	215.5

12th 24 Tatsuki SUZUKI Leopard Racing JPN
Runs=3 Total laps=9 Full laps=5 Valid laps=5

1	2'35.848 P	34.810	24.087	34.817	30.498	180.9
2	2'06.290	34.550	23.647	33.267	34.826	214.7
3	2'00.910	31.435	23.408	32.399	33.668	216.0
4	2'00.761	31.035	23.371	32.433	33.922	214.2
5	1'53.967 P	30.852	23.272	32.346	27.497	214.7
6	2'11.667	42.169	23.586	32.295	33.617	214.2
7	1'58.503	30.255	22.970	31.781	33.497	214.2
8	1'58.323	30.275	22.930	31.729	33.389	216.4
9	1'59.558	30.342	23.045	32.619	33.552	216.4

Fastest Lap: Diogo MOREIRA MT Helmets - MSI BRA **1'57.260** 29.870 22.755 31.461 33.174

These data/results cannot be reproduced, stored and/or transmitted in whole or in part by any manner of electronic, mechanical, photocopying, recording, broadcasting or otherwise now known or herein after developed without the previous express consent by the copyright owner, except for reproduction in daily press and regular printed publications on sale to the public within 60 days of the event related to those data/results and always provided that copyright symbol appears together as follows below.
© DORNA, 2023

Practice Nr. 1

Moto3

Lap	Lap Time	T1	T2	T3	T4	Speed	Lap	Lap Time	T1	T2	T3	T4	Speed	
13th 54	Riccardo ROSSI SIC58 Squadra Corse ITA Runs=2 Total laps=12 Full laps=9 Valid laps=9						3	2'01.744	31.291	23.660	32.491	34.302	213.0	
	1	2'18.092	35.049	24.403	33.971	35.001	215.1	4	2'00.896 *	30.862	23.445	32.289	34.300*	213.0
	2	2'04.683	33.112	24.118	33.149	34.304	216.4	5	2'01.127	30.942	23.459	32.514	34.212	213.4
	3	2'01.260	31.320	23.501	32.576	33.863	216.8	6	2'00.681	30.724	23.505	32.362	34.090	213.0
	4	2'00.865	31.008	23.420	32.530	33.907	219.5	7	2'00.466	30.794	23.298	32.400	33.974	213.0
	5	2'00.400	30.874	23.268	32.409	33.849	214.2	8	2'00.327	30.736	23.286	32.395	33.910	213.4
	6	1'59.976	30.732	23.315	32.215	33.714	215.5	9	1'57.688 P	30.863	24.617	34.699	27.509	203.0
	7	2'04.931	30.705	24.007	35.703	34.516	212.1	10	2'10.227	36.218	28.101	32.156	33.752	214.7
	8	1'52.004 P	30.679	23.089	32.346	25.890	216.4	11	1'58.706	30.185	22.869	32.033	33.619	214.2
	9	2'14.477	38.007	25.521	35.241	35.708	183.3	12	2'05.953	36.394	23.388	32.280	33.891	215.5
	10	2'01.793	31.445	23.827	32.577	33.944	217.3	13	1'58.612	30.141	22.925	31.933	33.613	217.3
	11	1'58.485	30.415	22.933	31.858	33.279	217.7	14	2'11.962	34.771	28.566	34.345	34.280	214.7
12	1'58.898	30.293	22.956	32.228	33.421	215.1								

Lap	Lap Time	T1	T2	T3	T4	Speed	
14th 43	Xavier ARTIGAS CFMOTO Racing Pru SPA Runs=2 Total laps=15 Full laps=12 Valid laps=11						
	1	2'11.596	36.287	24.228	33.181	34.291	216.0
	2	2'01.078	30.869	23.692	32.523	33.994	216.8
	3	2'00.180	30.723	23.440	32.307	33.710	216.8
	4	2'01.828	30.928	24.081	32.707	34.112	211.7
	5	2'00.073	30.585	23.357	32.353	33.778	214.2
	6	2'00.853	30.992	23.505	32.430	33.926	213.8
	7	2'00.274	30.850	23.303	32.275	33.846	214.2
	8	2'05.834	30.685	23.459	34.641	37.049	162.6
	9	2'00.036	30.706	23.273	32.094	33.963	215.1
	10	1'52.194 P	30.583	23.294	32.403	25.914	212.5
	11	2'11.899	39.241	24.525	34.186	33.947	216.0
	12	2'03.031	30.355	23.030	33.513	36.133	192.1
	13	2'01.773	31.550	24.081	32.314	33.828	216.4
	14	1'58.530	30.246	23.010	31.897	33.377	218.1
15	2'05.901 *	33.30*	24.228	32.554	35.812	213.0	

Lap	Lap Time	T1	T2	T3	T4	Speed	
15th 7	Filippo FARIOLI Red Bull KTM Tech3 ITA Runs=2 Total laps=16 Full laps=13 Valid laps=11						
	1	2'15.206	34.135	24.739	33.061	35.050	214.2
	2	2'01.809 *	31.236	23.675	32.500	34.398*	214.2
	3	2'00.632	31.051	23.282	32.242	34.057	214.7
	4	2'00.278	30.876	23.266	32.213	33.923	216.4
	5	2'00.067	30.662	23.216	32.317	33.872	214.7
	6	2'00.196	30.712	23.218	32.240	34.026	213.4
	7	2'01.616 *	31.67*	23.332	32.355	34.259	213.8
	8	2'00.630	30.742	23.400	32.479	34.009	213.8
	9	2'00.496	30.891	23.276	32.416	33.913	213.4
	10	1'53.754 P	30.846	23.552	33.562	25.794	214.2
	11	2'02.649	33.336	23.511	32.030	33.772	214.2
	12	1'58.985	30.351	23.113	31.846	33.675	214.2
	13	1'59.394	30.406	23.147	32.021	33.820	212.5
	14	2'00.196	30.837	23.104	32.089	34.166	207.2
	15	1'58.548	30.169	22.986	31.745	33.648	214.2
16	2'02.365	30.394	22.983	33.972	35.016	212.5	

Lap	Lap Time	T1	T2	T3	T4	Speed
16th 66	Joel KELSO CFMOTO Racing Pru AUS Runs=2 Total laps=14 Full laps=11 Valid laps=10					
	1	2'59.710	34.607	24.080	33.197	34.726
2	2'02.000	31.120	23.903	32.677	34.300	213.4

Lap	Lap Time	T1	T2	T3	T4	Speed	
17th 92	David ALMANSA Rivacold Snipers Tea SPA Runs=2 Total laps=15 Full laps=12 Valid laps=11						
	1	2'31.748	35.504	24.390	33.485	34.628	218.1
	2	2'01.116	31.231	23.409	32.548	33.928	220.4
	3	2'00.097	30.860	23.302	32.334	33.601	219.0
	4	1'59.751	30.675	23.314	32.187	33.575	216.0
	5	1'59.942	30.721	23.282	32.187	33.752	216.4
	6	2'00.047	30.739	23.288	32.198	33.822	215.1
	7	2'01.543	30.746	23.368	32.501	34.928	178.2
	8	2'02.002	31.373	23.446	32.908	34.275	206.5
	9	2'00.462	30.865	23.344	32.437	33.816	213.8
	10	2'00.391 *	30.828	23.442	32.236	33.885*	214.7
	11	1'53.098 P	30.708	23.535	32.735	26.120	211.7
	12	2'03.713	34.273	23.474	32.270	33.696	213.8
	13	1'58.681	30.404	23.102	31.802	33.373	214.2
	14	1'58.916	30.160	23.331	31.826	33.599	214.2
15	1'58.880	30.403	23.154	31.905	33.418	214.7	

Lap	Lap Time	T1	T2	T3	T4	Speed	
18th 72	Taiyo FURUSATO Honda Team Asia JPN Runs=2 Total laps=14 Full laps=11 Valid laps=10						
	1	2'31.403	34.553	24.962	32.964	34.191	219.5
	2	2'01.791	31.100	23.497	32.686	34.508	220.8
	3	2'01.578	31.911	23.358	32.374	33.935	218.6
	4	2'00.416	31.104	23.191	32.292	33.829	219.5
	5	2'00.536	30.810	23.547	32.241	33.938	219.5
	6	2'12.635	30.887	34.167	33.155	34.426	216.4
	7	2'00.868	30.817	23.467	32.678	33.906	216.4
	8	2'00.018	30.638	23.358	32.124	33.898	216.0
	9	1'55.878 P	31.246	24.410	33.133	27.089	199.2
	10	2'06.471	34.775	23.412	32.903	35.381	201.8
	11	2'00.192 *	30.73*	23.281	32.052	34.121	214.7
	12	2'03.251	30.507	24.061	33.465	35.218	216.8
	13	2'02.025	30.719	23.369	32.065	35.872	214.2
14	1'58.700	30.338	23.094	31.796	33.472	216.8	

Lap	Lap Time	T1	T2	T3	T4	Speed	
19th 99	José Antonio RUED Red Bull KTM Ajo SPA Runs=2 Total laps=14 Full laps=11 Valid laps=9						
	1	2'38.997	34.802	24.794	33.930	35.019	216.0
	2	2'02.758 *	31.328	23.825	33.134	34.471*	217.3
	3	2'01.541	31.102	23.472	32.775	34.192	216.8
	4	2'01.165	30.920	23.569	32.608	34.068	216.4
	5	2'00.576	30.709	23.378	32.499	33.990	216.0
6	2'00.602	30.762	23.703	32.399	33.738	217.7	

Fastest Lap: Diogo MOREIRA MT Helmets - MSI BRA **1'57.260** 29.870 22.755 31.461 33.174

These data/results cannot be reproduced, stored and/or transmitted in whole or in part by any manner of electronic, mechanical, photocopying, recording, broadcasting or otherwise now known or herein after developed without the previous express consent by the copyright owner, except for reproduction in daily press and regular printed publications on sale to the public within 60 days of the event related to those data/results and always provided that copyright symbol appears together as follows below.
© DORNA, 2023

Practice Nr. 1

Moto3

Lap	Lap Time	T1	T2	T3	T4	Speed	Lap	Lap Time	T1	T2	T3	T4	Speed
7	2'00.178	30.673	23.306	32.241	33.958	217.3	12	1'59.392	30.466	23.261	32.038	33.627	213.8
8	2'00.246 *	30.582	23.421	32.334*	33.909	216.0	13	1'59.347	30.519	23.283	32.063	33.482	214.2
9	1'54.019 P	30.798	24.287	33.046	25.888	214.2	14	1'59.294	30.418	23.253	32.091	33.532	214.7
10	2'03.848	33.387	23.491	32.307	34.663	214.7	15	1'59.074	30.292	23.213	32.048	33.521	214.7
11	1'58.822	30.369	23.038	31.876	33.539	216.8	23rd 70 Joshua WHATLEY VisionTrack Racing T GBR						
12	1'58.824	30.297	23.017	31.902	33.608	216.4	Runs=3 Total laps=13 Full laps=8 Valid laps=8						
13	1'58.736	30.363	23.095	31.789	33.489	217.3	1	2'32.815	35.082	24.828	33.365	34.587	213.8
14	1'58.995	30.381	23.175	31.905	33.534	216.4	2	2'01.666	31.213	23.784	32.596	34.073	213.8
20th 27 Kaito TOBA SIC58 Squadra Corse JPN							3	2'01.224	30.912	23.530	32.819	33.963	216.8
Runs=2 Total laps=13 Full laps=10 Valid laps=9							4	2'00.500	30.813	23.500	32.293	33.894	214.7
1	2'34.464	41.246	25.194	34.316	35.145	215.1	5	2'00.316	30.679	23.396	32.275	33.966	215.1
2	2'00.638	31.129	23.322	32.441	33.746	217.7	6	2'00.343	30.657	23.481	32.165	34.040	212.5
3	1'59.832	30.666	23.271	32.334	33.561	217.7	7	2'00.597 P	34.100	23.950	36.160	26.387	213.8
4	1'59.925	30.658	23.128	32.463	33.676	216.0	8	2'14.231	37.313	25.767	36.438	34.713	206.1
5	1'59.803	30.663	23.281	32.191	33.668	216.8	9	1'52.932 P	30.973	23.558	32.898	25.503	210.5
6	1'59.411	30.725	23.037	32.086	33.563	218.1	10	2'13.651	38.523	25.549	35.395	34.184	206.8
7	1'59.693	30.591	23.174	31.955	33.973	218.1	11	1'59.394	30.481	23.216	31.946	33.751	212.1
8	2'06.438	30.830	24.017	36.050	35.541	202.2	12	1'59.870	30.461	23.175	32.494	33.740	211.7
9	2'00.016	30.745	23.273	32.122	33.876	215.1	13	2'02.149	32.691	23.334	32.478	33.646	213.4
10	1'53.521 P	30.710	23.446	32.041	27.324	187.1	24th 19 Scott OGDEN VisionTrack Racing T GBR						
11	2'16.473	44.253	24.175	32.397	35.648	213.8	Runs=2 Total laps=14 Full laps=11 Valid laps=11						
12	1'59.904 *	31.06*	23.227	32.018	33.592	213.8	1	2'18.531	34.988	24.606	33.834	35.183	215.5
13	1'58.787	30.389	23.141	31.818	33.439	215.1	2	2'03.221	31.856	23.836	32.839	34.690	214.2
unfinished 30.335 22.951							3	2'01.859	31.337	23.604	32.685	34.233	213.8
21st 63 Syarifuddin AZMAN MT Helmets - MSI MAL							4	2'01.882	31.335	23.726	32.642	34.179	216.0
Runs=3 Total laps=14 Full laps=9 Valid laps=8							5	2'01.437	30.956	23.643	32.426	34.412	214.2
1	2'30.151	34.995	24.209	33.122	34.570	215.5	6	2'00.573	30.913	23.416	32.200	34.044	213.4
2	2'01.804	31.017	23.592	32.767	34.428	217.3	7	2'00.208	30.889	23.279	32.168	33.872	216.0
3	2'00.810	30.965	23.735	32.349	33.761	217.7	8	2'00.410	30.836	23.359	32.145	34.070	216.4
4	2'00.481	31.078	23.336	32.300	33.767	216.8	9	1'57.245 P	31.043	23.577	34.012	28.613	196.0
5	1'59.849	30.638	23.198	32.208	33.805	217.3	10	2'07.556	35.728	23.404	33.140	35.284	207.2
6	2'00.330 *	30.67*	23.362	32.349	33.940	216.4	11	2'00.391	30.759	23.437	32.167	34.028	213.8
7	2'00.384	30.623	23.323	32.250	34.188	213.8	12	2'03.713	30.554	23.252	32.123	37.784	211.7
8	1'58.617 P	31.048	23.926	33.508	30.135	158.1	13	1'59.754	30.625	23.209	31.965	33.955	213.8
9	2'06.548	35.282	23.646	33.238	34.382	211.7	14	1'59.432	30.570	23.152	31.893	33.817	212.5
10	2'01.524	31.080	23.579	32.682	34.183	214.2	25th 20 Lorenzo FELLON CIP Green Power FRA						
11	1'52.875 P	31.367	23.686	32.730	25.092	213.8	Runs=2 Total laps=13 Full laps=10 Valid laps=4						
12	2'19.776	40.563	28.464	33.794	36.955	174.4	1	2'30.964	35.064	24.206	33.530	34.740	214.2
13	1'58.803	30.318	23.326	31.744	33.415	219.0	2	2'02.396 *	31.38*	23.774	32.908	34.331	217.7
14	2'01.606	30.728	23.279	33.364	34.235	211.3	3	2'01.333 *	31.182	23.420	32.528	34.203*	214.2
22nd 95 Collin VEIJER Liqui Moly Husqvarna NED							4	2'01.141 *	31.095	23.473	32.574	33.999*	216.4
Runs=2 Total laps=15 Full laps=12 Valid laps=11							5	2'00.399	30.802	23.240	32.424	33.933	215.1
1	3'36.457	35.712	25.039	34.279	34.995	214.7	6	2'00.831	30.832	23.694	32.350	33.955	215.1
2	2'03.726	32.067	24.063	33.390	34.206	215.1	7	1'57.471 P	31.75*	23.523	33.957	28.234	179.4
3	2'02.812	31.527	23.985	33.086	34.214	214.7	8	2'03.924 *	33.395	23.712	32.639*	34.178	212.1
4	2'01.712	31.151	23.765	32.873	33.923	215.1	9	2'01.109 *	30.96*	23.697	32.389	34.055*	212.1
5	2'01.359	31.141	23.719	32.592	33.907	215.1	10	2'00.240	30.770	23.303	32.173	33.994	213.0
6	2'01.096	30.932	23.585	32.583	33.996	217.3	11	1'59.847 *	30.55*	23.386	32.114	33.789	215.5
7	2'00.457	30.877	23.195	32.572	33.813	216.8	12	1'59.481	30.613	23.178	31.884	33.806	214.7
8	2'00.411 *	30.778	23.374	32.387	33.872*	216.0	13	2'00.110 *	30.69*	23.325	32.191	33.896	213.0
9	1'54.419 P	31.446	23.527	32.896	26.550	202.6	Fastest Lap: Diogo MOREIRA MT Helmets - MSI BRA 1'57.260 29.870 22.755 31.461 33.174						
10	2'03.874	33.851	23.733	32.488	33.802	213.8	These data/results cannot be reproduced, stored and/or transmitted in whole or in part by any manner of electronic, mechanical, photocopying, recording, broadcasting or otherwise now known or herein after developed without the previous express consent by the copyright owner, except for reproduction in daily press and regular printed publications on sale to the public within 60 days of the event related to those data/results and always provided that copyright symbol appears together as follows below.						
11	1'59.776	30.638	23.399	32.024	33.715	214.2	© DORNA, 2023						

Official MotoGP Timing by TISSOT
www.motogp.com



Practice Nr. 1

Moto3

Lap	Lap Time	T1	T2	T3	T4	Speed	Lap	Lap Time	T1	T2	T3	T4	Speed
26th	22	Ana CARRASCO		BOE Motorsports		SPA							
		Runs=2	Total laps=12	Full laps=9	Valid laps=9								
1	2'16.404	36.562	25.457	33.740	35.228	213.0							
2	2'03.301	31.696	23.815	33.081	34.709	213.4							
3	2'02.390	31.369	23.779	32.759	34.483	212.1							
4	2'03.101	31.381	24.129	33.186	34.405	211.7							
5	2'01.951	31.118	23.635	32.800	34.398	216.0							
6	2'01.378	31.105	23.512	32.594	34.167	216.0							
7	2'07.928	31.094	29.434	32.820	34.580	214.2							
8	1'54.120 P	31.222	23.719	32.486	26.693	213.0							
9	2'04.507	33.916	23.864	32.541	34.186	213.0							
10	2'00.377	30.791	23.580	32.158	33.848	213.4							
11	2'09.409	30.792	30.378	34.446	33.793	215.5							
12	1'59.841	30.736	23.335	31.966	33.804	214.2							

27th	64	Mario AJI		Honda Team Asia		INA							
		Runs=2	Total laps=13	Full laps=10	Valid laps=10								
1	2'28.887	35.163	24.763	33.639	35.939	196.3							
2	2'03.354	31.637	24.029	32.733	34.955	204.1							
3	2'01.252	30.980	23.617	32.353	34.302	212.5							
4	2'00.182	30.912	23.476	31.898	33.896	212.5							
5	2'00.516	31.037	23.401	32.124	33.954	211.3							
6	2'00.017	30.776	23.270	31.997	33.974	211.3							
7	2'00.289	31.080	23.398	31.993	33.818	211.7							
8	1'57.612 P	30.714	23.442	33.583	29.873	170.8							
9	2'08.193	35.825	24.145	32.814	35.409	195.6							
10	2'01.716	31.746	23.441	32.225	34.304	208.0							
11	2'02.123	30.680	23.450	32.184	35.809	209.7							
12	2'01.711	31.447	23.904	32.253	34.107	211.3							
13	2'00.049	30.740	23.483	31.985	33.841	210.9							

Fastest Lap: Dioqo MOREIRA MT Helmets - MSI BRA **1'57.260** 29.870 22.755 31.461 33.174

These data/results cannot be reproduced, stored and/or transmitted in whole or in part by any manner of electronic, mechanical, photocopying, recording, broadcasting or otherwise now known or herein after developed without the previous express consent by the copyright owner, except for reproduction in daily press and regular printed publications on sale to the public within 60 days of the event related to those data/results and always provided that copyright symbol appears together as follows below.
© DORNA, 2023

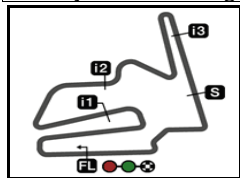
Official MotoGP Timing by TISSOT
www.motogp.com

Motegi, Friday, September 29, 2023

Page 5 of 5

motogp





4801 m.

MOTUL GRAND PRIX OF JAPAN

Practice Nr. 1

Best Partial Times

Moto3™


IT Ideal Lap Time, sum of the best partial times

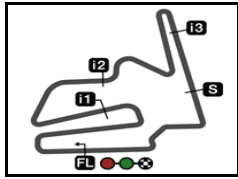
BT Best Lap Time

T1		T2		T3		T4				IT		BT	
Pos	Rider	Time	Rider	Time	Rider	Time	Rider	Time	Pos	Rider	IT	BT	
1	D.MOREIRA	29.870	D.MOREIRA	22.755	D.MOREIRA	31.358	D.ALONSO	33.082	1	D.MOREIRA	1'57.103	1'57.260	(1)
2	J.MASIA	29.921	D.MUÑOZ	22.756	S.NEPA	31.477	D.MUÑOZ	33.090	2	D.MUÑOZ	1'57.343	1'57.466	(2)
3	A.SASAKI	29.952	S.NEPA	22.782	D.MUÑOZ	31.490	D.MOREIRA	33.120	3	J.MASIA	1'57.414	1'57.495	(3)
4	D.ALONSO	29.963	A.SASAKI	22.794	J.MASIA	31.555	J.MASIA	33.140	4	S.NEPA	1'57.585	1'57.745	(5)
5	S.NEPA	30.000	J.MASIA	22.798	A.SASAKI	31.573	D.HOLGADO	33.194	5	D.ALONSO	1'57.652	1'57.773	(7)
6	D.MUÑOZ	30.007	D.HOLGADO	22.816	D.HOLGADO	31.574	M.BERTELLE	33.218	6	A.SASAKI	1'57.735	1'57.735	(4)
7	R.YAMANAKA	30.089	I.ORTOLÁ	22.839	M.BERTELLE	31.615	R.YAMANAKA	33.224	7	D.HOLGADO	1'57.756	1'57.756	(6)
8	M.BERTELLE	30.121	J.KELSO	22.869	R.YAMANAKA	31.617	R.ROSSI	33.279	8	R.YAMANAKA	1'57.817	1'57.915	(8)
9	J.KELSO	30.141	R.YAMANAKA	22.887	I.ORTOLÁ	31.637	D.ÖNCÜ	33.317	9	M.BERTELLE	1'57.940	1'58.056	(9)
10	D.ÖNCÜ	30.152	D.ÖNCÜ	22.902	D.ÖNCÜ	31.671	S.NEPA	33.326	10	I.ORTOLÁ	1'58.037	1'58.144	(11)
11	D.ALMANSA	30.160	D.ALONSO	22.915	D.ALONSO	31.692	D.ALMANSA	33.373	11	D.ÖNCÜ	1'58.042	1'58.111	(10)
12	I.ORTOLÁ	30.165	T.SUZUKI	22.930	T.SUZUKI	31.729	X.ARTIGAS	33.377	12	T.SUZUKI	1'58.303	1'58.323	(12)
13	F.FARIOLI	30.169	R.ROSSI	22.933	S.AZMAN	31.744	T.SUZUKI	33.389	13	R.ROSSI	1'58.363	1'58.485	(13)
14	D.HOLGADO	30.172	K.TOBA	22.951	F.FARIOLI	31.745	I.ORTOLÁ	33.396	14	D.ALMANSA	1'58.437	1'58.681	(17)
15	X.ARTIGAS	30.246	F.FARIOLI	22.983	J.RUEDA	31.789	S.AZMAN	33.415	15	X.ARTIGAS	1'58.530	1'58.530	(14)
16	T.SUZUKI	30.255	M.BERTELLE	22.986	T.FURUSATO	31.796	A.SASAKI	33.416	16	K.TOBA	1'58.543	1'58.787	(20)
17	C.VEIJER	30.292	X.ARTIGAS	23.010	D.ALMANSA	31.802	K.TOBA	33.439	17	F.FARIOLI	1'58.545	1'58.548	(15)
18	R.ROSSI	30.293	J.RUEDA	23.017	K.TOBA	31.818	T.FURUSATO	33.472	18	J.KELSO	1'58.556	1'58.612	(16)
19	J.RUEDA	30.297	T.FURUSATO	23.094	R.ROSSI	31.858	C.VEIJER	33.482	19	J.RUEDA	1'58.592	1'58.736	(19)
20	S.AZMAN	30.318	D.ALMANSA	23.102	L.FELLON	31.884	J.RUEDA	33.489	20	S.AZMAN	1'58.675	1'58.803	(21)
21	K.TOBA	30.335	S.OGDEN	23.152	S.OGDEN	31.893	J.KELSO	33.613	21	T.FURUSATO	1'58.700	1'58.700	(18)
22	T.FURUSATO	30.338	J.WHATLEY	23.175	X.ARTIGAS	31.897	J.WHATLEY	33.646	22	C.VEIJER	1'58.993	1'59.074	(22)
23	J.WHATLEY	30.461	L.FELLON	23.178	M.AJI	31.898	F.FARIOLI	33.648	23	J.WHATLEY	1'59.228	1'59.394	(23)
24	S.OGDEN	30.554	C.VEIJER	23.195	J.KELSO	31.933	L.FELLON	33.789	24	S.OGDEN	1'59.416	1'59.432	(24)

These data/results cannot be reproduced, stored and/or transmitted in whole or in part by any manner of electronic, mechanical, photocopying, recording, broadcasting or otherwise now known or herein after developed without the previous express consent by the copyright owner, except for reproduction in daily press and regular printed publications on sale to the public within 60 days of the event related to those data/results and always provided that copyright symbol appears together as follows below.
© DORNA, 2023

Mobility Resort Motegi

Results and timing service provided by  **TISSOT**



4801 m.

MOTUL GRAND PRIX OF JAPAN

Practice Nr. 1

Best Partial Times

Moto3™

IT Ideal Lap Time, sum of the best partial times

BT Best Lap Time

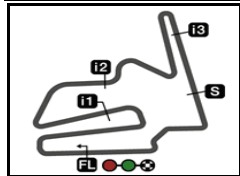
T1		T2		T3		T4				<i>IT</i>	<i>BT</i>	
<i>Pos</i>	<i>Rider</i>	<i>Time</i>	<i>Rider</i>	<i>Time</i>	<i>Rider</i>	<i>Time</i>	<i>Rider</i>	<i>Time</i>	<i>Pos</i>	<i>Rider</i>		
25	L.FELLON	30.613	S.AZMAN	23.198	J.WHATLEY	31.946	A.CARRASCO	33.793	25	L.FELLON	1'59.464	1'59.481 (25)
26	M.AJI	30.680	M.AJI	23.270	A.CARRASCO	31.966	S.OGDEN	33.817	26	M.AJI	1'59.666	2'00.017 (27)
27	A.CARRASCO	30.736	A.CARRASCO	23.335	C.VEIJER	32.024	M.AJI	33.818	27	A.CARRASCO	1'59.830	1'59.841 (26)

These data/results cannot be reproduced, stored and/or transmitted in whole or in part by any manner of electronic, mechanical, photocopying, recording, broadcasting or otherwise now known or herein after developed without the previous express consent by the copyright owner, except for reproduction in daily press and regular printed publications on sale to the public within 60 days of the event related to those data/results and always provided that copyright symbol appears together as follows below.
© DORNA, 2023

Official MotoGP Timing by **TISSOT**
www.motogp.com

moto3





MOTUL GRAND PRIX OF JAPAN

Practice Nr. 1

Fastest Laps Sequence

Practice Time	 Rider	Nation	Motorcycle	Time	Km/h	Rider's Lap
4'12.412	6 Ryusei YAMANAKA	JPN	GASGAS	2'01.354	142.4	2
4'12.674	43 Xavier ARTIGAS	SPA	CFMOTO	2'01.078	142.7	2
4'29.062	10 Diogo MOREIRA	BRA	KTM	2'01.053	142.7	2
4'32.412	44 David MUÑOZ	SPA	KTM	2'00.643	143.2	2
4'35.102	27 Kaito TOBA	JPN	HONDA	2'00.638	143.2	2
6'12.696	6 Ryusei YAMANAKA	JPN	GASGAS	2'00.284	143.6	3
6'12.854	43 Xavier ARTIGAS	SPA	CFMOTO	2'00.180	143.8	3
6'32.296	44 David MUÑOZ	SPA	KTM	1'59.884	144.1	3
6'34.934	27 Kaito TOBA	JPN	HONDA	1'59.832	144.2	3
7'30.151	5 Jaume MASIA	SPA	HONDA	1'59.504	144.6	3
8'31.727	44 David MUÑOZ	SPA	KTM	1'59.431	144.7	4
9'29.351	5 Jaume MASIA	SPA	HONDA	1'59.200	144.9	4
10'30.881	44 David MUÑOZ	SPA	KTM	1'59.154	145.0	5
12'29.948	44 David MUÑOZ	SPA	KTM	1'59.067	145.1	6
13'28.049	5 Jaume MASIA	SPA	HONDA	1'58.970	145.2	6
26'11.120	6 Ryusei YAMANAKA	JPN	GASGAS	1'58.734	145.5	11
27'59.501	96 Daniel HOLGADO	SPA	KTM	1'58.236	146.1	11
30'53.146	53 Deniz ÖNCÜ	TUR	KTM	1'58.111	146.3	11
32'00.019	96 Daniel HOLGADO	SPA	KTM	1'57.756	146.7	13
32'10.194	5 Jaume MASIA	SPA	HONDA	1'57.536	147.0	13
32'10.902	44 David MUÑOZ	SPA	KTM	1'57.466	147.1	11
32'17.408	10 Diogo MOREIRA	BRA	KTM	1'57.330	147.3	14
34'14.668	10 Diogo MOREIRA	BRA	KTM	1'57.260	147.3	15

These data/results cannot be reproduced, stored and/or transmitted in whole or in part by any manner of electronic, mechanical, photocopying, recording, broadcasting or otherwise now known or herein after developed without the previous express consent by the copyright owner, except for reproduction in daily press and regular printed publications on sale to the public within 60 days of the event related to those data/results and always provided that copyright symbol appears together as follows below.

© DORNA, 2023

Official MotoGP Timing by TISSOT
www.motogp.com

Motegi, Friday, September 29, 2023

