


4801 m.

MOTUL GRAND PRIX OF JAPAN
Qualifying Nr. 2
Classification



	Rider	Nation	Team	Motorcycle	Time	Lap	Total	Gap	Top Speed
1	5 Jaume MASIA	SPA	Leopard Racing	HONDA	1'56.331	5	7		217.3
2	53 Deniz ÖNCÜ	TUR	Red Bull KTM Ajo	KTM	1'56.539	5	7	0.208 0.208	216.0
3	18 Matteo BERTELLE	ITA	Rivacold Snipers Team	HONDA	1'56.651	5	7	0.320 0.112	219.9
4	82 Stefano NEPA	ITA	Angeluss MTA Team	KTM	1'56.695	6	7	0.364 0.044	220.4
5	48 Ivan ORTOLÁ	SPA	Angeluss MTA Team	KTM	1'56.759	7	7	0.428 0.064	216.8
6	96 Daniel HOLGADO	SPA	Red Bull KTM Tech3	KTM	1'56.776	5	7	0.445 0.017	215.1
7	95 Collin VEIJER	NED	Liqui Moly Husqvarna Intact GP	HUSQVARNA	1'56.797	7	7	0.466 0.021	219.5
8	71 Ayumu SASAKI	JPN	Liqui Moly Husqvarna Intact GP	HUSQVARNA	1'56.804	6	7	0.473 0.007	220.4
9	44 David MUÑOZ	SPA	BOE Motorsports	KTM	1'56.892	2	7	0.561 0.088	221.3
10	80 David ALONSO	COL	Gaviota GASGAS Aspar Team	GASGAS	1'56.928	7	7	0.597 0.036	218.1
11	10 Diogo MOREIRA	BRA	MT Helmets - MSI	KTM	1'56.960	5	7	0.629 0.032	218.1
12	27 Kaito TOBA	JPN	SIC58 Squadra Corse	HONDA	1'56.972	3	5	0.641 0.012	217.3
13	6 Ryusei YAMANAKA	JPN	Gaviota GASGAS Aspar Team	GASGAS	1'57.121	7	7	0.790 0.149	213.0
14	72 Taiyo FURUSATO	JPN	Honda Team Asia	HONDA	1'57.129	6	7	0.798 0.008	217.3
15	66 Joel KELSO	AUS	CFMOTO Racing PruestelGP	CFMOTO	1'57.153	5	7	0.822 0.024	219.9
16	99 José Antonio RUEDA	SPA	Red Bull KTM Ajo	KTM	1'57.289	6	7	0.958 0.136	219.5
17	24 Tatsuki SUZUKI	JPN	Leopard Racing	HONDA	1'57.739	5	7	1.408 0.450	217.7
Not classified									
	* 54 Riccardo ROSSI	ITA	SIC58 Squadra Corse	HONDA					

Practice condition: Dry

Air: 27°

Humidity: 71%

Ground: 34°

Fastest Lap:	Lap: 5	Jaume MASIA	1'56.331	148.5 Km/h
Best Race Lap:	2014	Alex MARQUEZ	1'57.112	147.5 Km/h
All Time Lap Record:	2023	Jaume MASIA	1'56.148	148.8 Km/h

* **Qualified for the race having achieved a time within 107 % of the fastest rider in a free practice session.**

The results are provisional until the end of the limit for protest and appeals.

Time limit for protest expires 60' after publication of the results - Time:

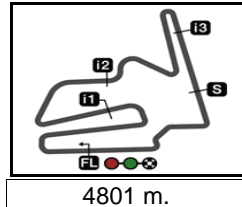
These data/results cannot be reproduced, stored and/or transmitted in whole or in part by any manner of electronic, mechanical, photocopying, recording, broadcasting or otherwise now known or herein after developed without the previous express consent by the copyright owner, except for reproduction in daily press and regular printed publications on sale to the public within 60 days of the event related to those data/results and always provided that copyright symbol appears together as follows below.

© DORNA, 2023

Official MotoGP Timing by TISSOT
 www.motogp.com

Motegi, Saturday, September 30, 2023





MOTUL GRAND PRIX OF JAPAN
Qualifying Nr. 2
Top Speed & Average

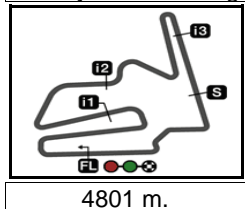
21A



Rider	Nation	Motorcycle	Top 5 speeds					Average	Top
44 David MUÑOZ	SPA	KTM	221.3	219.0	217.7	216.8	204.1	215.8	221.3
71 Ayumu SASAKI	JPN	HUSQVARNA	220.4	217.7	217.3	210.9	208.0	214.9	220.4
82 Stefano NEPA	ITA	KTM	220.4	217.3	216.8	213.8	213.4	215.5	220.4
18 Matteo BERTELLE	ITA	HONDA	219.9	216.0	216.0	215.5	214.2	216.3	219.9
66 Joel KELSO	AUS	CFMOTO	219.9	214.7	213.4	213.4	212.5	214.8	219.9
95 Collin VEIJER	NED	HUSQVARNA	219.5	218.6	217.7	217.3	214.2	217.5	219.5
99 José Antonio RUEDA	SPA	KTM	219.5	219.0	217.7	213.8	213.8	216.8	219.5
10 Diogo MOREIRA	BRA	KTM	218.1	217.3	216.8	215.1	214.7	216.4	218.1
80 David ALONSO	COL	GASGAS	218.1	217.7	216.8	216.4	216.0	217.0	218.1
24 Tatsuki SUZUKI	JPN	HONDA	217.7	216.8	216.0	215.1	214.2	216.0	217.7
5 Jaume MASIA	SPA	HONDA	217.3	216.4	216.4	216.4	215.5	216.4	217.3
27 Kaito TOBA	JPN	HONDA	217.3	214.7	214.7	213.4	210.5	214.1	217.3
72 Taiyo FURUSATO	JPN	HONDA	217.3	215.1	213.8	213.8	213.4	214.7	217.3
48 Ivan ORTOLÁ	SPA	KTM	216.8	216.8	216.4	216.0	216.0	216.4	216.8
53 Deniz ÖNCÜ	TUR	KTM	216.0	215.5	215.1	215.1	215.1	215.4	216.0
96 Daniel HOLGADO	SPA	KTM	215.1	214.7	214.7	214.7	214.7	214.8	215.1
54 Riccardo ROSSI	ITA	HONDA	214.7					214.7	214.7
6 Ryusei YAMANAKA	JPN	GASGAS	213.0	212.5	212.5	212.5	212.1	212.5	213.0

These data/results cannot be reproduced, stored and/or transmitted in whole or in part by any manner of electronic, mechanical, photocopying, recording, broadcasting or otherwise now known or herein after developed without the previous express consent by the copyright owner, except for reproduction in daily press and regular printed publications on sale to the public within 60 days of the event related to those data/results and always provided that copyright symbol appears together as follows below.

© DORNA, 2023



MOTUL GRAND PRIX OF JAPAN

Qualifying Nr. 2

Chronological Analysis of Performances

22A

* Lap / Sector time cancelled T1 Time from finish line to 1st intermediate T3 Time from 2nd intermed. to 3rd intermed.
 P Crossing the finish line in pit lane T2 Time from 1st intermed. to 2nd intermed. T4 Time from 3rd intermediate to finish line

Lap	Lap Time	T1	T2	T3	T4	Speed	Lap	Lap Time	T1	T2	T3	T4	Speed
1st	5	Jaume MASIA			Leopard Racing	SPA	5	1'57.085	29.882	22.760	31.446	32.997	216.0
		Runs=2	Total laps=7	Full laps=4	Valid laps=4		6	1'58.206	29.883	23.487	31.407	33.429	215.1
							7	1'56.759	29.901	22.674	31.334	32.850	216.8
1	2'15.224	33.011	23.252	31.930	33.241	215.5							
2	1'54.066	P 30.116	22.883	31.491	29.576	214.7							
3	2'03.640	34.869	23.661	32.007	33.103	216.4							
4	1'56.744	29.894	22.855	31.167	32.828	216.4							
5	1'56.331	29.869	22.657	31.037	32.768	216.4							
6	2'09.943	31.459	22.767	34.202	41.515	213.8							
7	2'01.799	32.561	23.633	31.837	33.768	217.3							
2nd	53	Deniz ÖNCÜ			Red Bull KTM Ajo	TUR	6th	96	Daniel HOLGADO			Red Bull KTM Tech3	SPA
		Runs=2	Total laps=7	Full laps=4	Valid laps=3			Runs=2	Total laps=7	Full laps=4	Valid laps=4		
1	2'20.281	32.475	23.373	31.693	33.431	215.5	1	2'37.563	32.725	23.152	32.070	33.359	214.2
2	1'49.035	P 30.145	22.979	31.665	24.246	215.1	2	1'57.972	30.227	23.017	31.568	33.160	214.2
3	2'01.594	32.752	23.599	32.137	33.106	216.0	3	1'50.504	P 30.240	22.887	31.491	25.886	215.1
4	1'56.864	29.826	22.808	31.225	33.005	215.1	4	2'01.572	* 33.078	23.192	32.095*	33.207	214.7
5	1'56.539	29.699	22.693	31.138	33.009	215.1	5	1'56.776	30.020	22.691	31.283	32.782	214.7
6	2'08.157	* 29.851	22.750	34.322*	41.234	211.3	6	1'56.854	29.896	22.638	31.244	33.076	214.7
7	2'01.616	33.123	23.280	31.733	33.480	213.4	7	1'57.111	30.060	22.720	31.266	33.065	214.7
3rd	18	Matteo BERTELLE			Rivacold Snipers Tea	ITA	7th	95	Collin VEIJER			Liqui Moly Husqvarna	NED
		Runs=2	Total laps=7	Full laps=4	Valid laps=4			Runs=1	Total laps=7	Full laps=6	Valid laps=5		
1	2'19.050	32.510	23.225	31.834	33.177	215.5	1	4'30.302	33.691	23.468	32.395	33.637	214.2
2	1'57.366	29.908	22.890	31.456	33.112	219.9	2	1'57.583	30.017	23.077	31.440	33.049	217.7
3	1'52.540	P 30.524	23.554	32.351	26.111	208.4	3	1'57.931	30.783	22.834	31.312	33.002	219.5
4	2'12.986	* 43.126	23.404	33.150*	33.306	216.0	4	2'03.162	* 29.860	22.795	35.568*	34.939	188.4
5	1'56.651	29.737	22.825	31.203	32.886	216.0	5	1'56.904	29.851	22.984	31.256	32.813	218.6
6	1'58.406	29.981	23.397	31.551	33.477	214.2	6	1'58.661	29.828	22.946	31.384	34.503	205.7
7	2'00.336	29.956	22.887	31.458	36.035	210.5	7	1'56.797	29.806	22.843	31.252	32.896	217.3
4th	82	Stefano NEPA			Angeluss MTA Team	ITA	8th	71	Ayumu SASAKI			Liqui Moly Husqvarna	JPN
		Runs=2	Total laps=7	Full laps=4	Valid laps=4			Runs=1	Total laps=7	Full laps=6	Valid laps=4		
1	2'17.374	32.332	23.367	32.004	33.580	213.8	1	4'31.116	33.994	23.493	32.317	34.263	210.9
2	1'58.291	30.191	23.013	31.731	33.356	213.4	2	1'57.080	29.937	22.834	31.402	32.907	220.4
3	1'52.211	P 30.404	24.597	32.187	25.023	213.4	3	1'56.965	29.740	22.835	31.433	32.957	217.3
4	2'12.718	* 43.985	22.905	32.336*	33.492	216.8	4	2'03.218	* 29.936	22.904	35.678*	34.700	192.8
5	1'56.949	29.793	22.717	31.370	33.069	220.4	5	1'58.123	* 29.84*	22.930	31.522	33.831	200.0
6	1'56.695	29.745	22.656	31.296	32.998	217.3	6	1'56.804	29.711	22.770	31.309	33.014	217.7
7	1'59.548	31.646	23.039	31.333	33.530	213.4	7	1'59.544	30.443	22.973	31.559	34.569	208.0
5th	48	Ivan ORTOLÁ			Angeluss MTA Team	SPA	9th	44	David MUÑOZ			BOE Motorsports	SPA
		Runs=2	Total laps=7	Full laps=4	Valid laps=4			Runs=1	Total laps=7	Full laps=6	Valid laps=5		
1	2'15.998	32.432	23.254	32.093	33.299	216.0	1	4'31.433	33.775	23.450	32.390	34.337	204.1
2	1'57.584	30.161	22.760	31.395	33.268	216.8	2	1'56.892	29.925	22.838	31.279	32.850	221.3
3	1'50.802	P 30.151	23.579	31.763	25.309	213.8	3	1'56.925	29.876	22.779	31.420	32.850	219.0
4	2'05.076	* 35.642	23.388	32.450*	33.596	216.4	4	2'04.393	* 30.173	22.908	35.027*	36.285	160.4
							5	1'57.213	29.906	22.761	31.512	33.034	216.8
							6	1'57.247	29.851	22.729	31.393	33.274	217.7
							7	2'06.287	34.541	24.138	32.728	34.880	203.0
10th	80	David ALONSO			Gaviota GASGAS Asp	COL							
		Runs=2	Total laps=7	Full laps=4	Valid laps=3								
1	2'18.099	32.107	23.118	31.827	33.195	216.0							

Fastest Lap:	Jaume MASIA	Leopard Racing	SPA	1'56.331	29.869	22.657	31.037	32.768
---------------------	-------------	----------------	-----	-----------------	--------	--------	--------	--------

These data/results cannot be reproduced, stored and/or transmitted in whole or in part by any manner of electronic, mechanical, photocopying, recording, broadcasting or otherwise now known or herein after developed without the previous express consent by the copyright owner, except for reproduction in daily press and regular printed publications on sale to the public within 60 days of the event related to those data/results and always provided that copyright symbol appears together as follows below.
 © DORNA, 2023



Qualifying Nr. 2

Moto3

Lap	Lap Time	T1	T2	T3	T4	Speed	Lap	Lap Time	T1	T2	T3	T4	Speed
2	1'57.937	30.290	22.875	31.723	33.049	216.8	1	2'18.628	32.325	23.233	31.668	33.179	217.7
3	1'57.990 *	30.107	22.917	31.651	33.315*	216.4	2	1'57.672	30.104	22.862	31.618	33.088	219.5
4	1'52.612 P	31.022	23.453	32.177	25.960	214.2	3	1'50.187 P	30.101	22.849	31.658	25.579	219.0
5	2'06.714	38.651	23.280	31.568	33.215	212.1	4	2'06.248 *	37.029	23.457	32.328*	33.434	213.8
6	1'57.997	30.992	22.719	31.421	32.865	217.7	5	1'57.906	30.074	22.933	31.439	33.460	210.1
7	1'56.928	29.947	22.733	31.278	32.970	218.1	6	1'57.289	29.886	22.810	31.434	33.159	213.8

11th 10 **Diogo MOREIRA** MT Helmets - MSI BRA
Runs=2 Total laps=7 Full laps=4 Valid laps=4

1	2'15.351	32.939	23.259	32.010	33.199	218.1
2	1'57.855	30.105	22.907	31.603	33.240	217.3
3	1'51.899 P	30.668	23.533	32.171	25.527	214.7
4	2'04.749 *	35.877	23.488	32.236*	33.148	216.8
5	1'56.960	29.969	22.662	31.342	32.987	215.1
6	1'57.407	29.959	22.905	31.485	33.058	214.2
7	2'01.552	30.242	23.243	31.798	36.269	203.3

12th 27 **Kaito TOBA** SIC58 Squadra Corse JPN
Runs=1 Total laps=5 Full laps=4 Valid laps=2

1	8'09.003 *	35.391	23.820	32.950*	33.255	217.3
2	1'57.143	30.077	22.859	31.290	32.917	214.7
3	1'56.972	29.921	22.902	31.167	32.982	214.7
4	2'08.071 *	32.20*	23.074	32.153	40.639	213.4
5	2'00.150 *	30.06*	23.951	31.575	34.564	210.5

13th 6 **Ryusei YAMANAKA** Gaviota GASGAS Asp JPN
Runs=2 Total laps=7 Full laps=4 Valid laps=4

1	2'07.460	35.547	23.656	32.088	33.603	211.3
2	1'58.556	30.346	23.103	31.758	33.349	212.5
3	1'58.245	30.268	23.015	31.645	33.317	212.5
4	1'50.499 P	30.367	23.159	31.832	25.141	210.1
5	2'01.519	32.941	23.273	31.643	33.662	212.1
6	1'57.200	30.098	22.826	31.345	32.931	213.0
7	1'57.121	29.977	22.805	31.292	33.047	212.5

14th 72 **Taiyo FURUSATO** Honda Team Asia JPN
Runs=2 Total laps=7 Full laps=4 Valid laps=4

1	2'22.289	33.013	23.227	32.011	33.550	213.8
2	1'59.477	30.382	23.231	32.125	33.739	213.0
3	1'57.612 P	31.663	25.076	33.429	27.444	195.6
4	2'02.979 *	32.942	23.503	32.157*	34.377	213.8
5	1'58.190	29.937	22.868	31.667	33.718	217.3
6	1'57.129	29.852	22.758	31.336	33.183	215.1
7	1'58.060	30.155	22.841	31.365	33.699	213.4

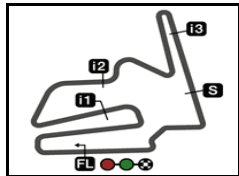
15th 66 **Joel KELSO** CFMOTO Racing Pru AUS
Runs=2 Total laps=7 Full laps=5 Valid laps=4

1	2'28.456 P	33.144	23.765	32.468	26.309	209.3
2	2'02.695	33.148	23.694	32.008	33.845	210.9
3	1'57.315	29.951	22.964	31.328	33.072	212.5
4	1'59.288 *	30.004	23.029	32.870*	33.385	214.7
5	1'57.153	29.824	22.825	31.474	33.030	219.9
6	2'00.051	31.573	23.192	31.703	33.583	213.4
7	1'58.269	30.143	22.954	31.681	33.491	213.4

16th 99 **José Antonio RUED** Red Bull KTM Ajo SPA
Runs=2 Total laps=7 Full laps=4 Valid laps=4

Fastest Lap:	Jaume MASIA	Leopard Racing	SPA	1'56.331	29.869	22.657	31.037	32.768
---------------------	-------------	----------------	-----	-----------------	--------	--------	--------	--------


These data/results cannot be reproduced, stored and/or transmitted in whole or in part by any manner of electronic, mechanical, photocopying, recording, broadcasting or otherwise now known or herein after developed without the previous express consent by the copyright owner, except for reproduction in daily press and regular printed publications on sale to the public within 60 days of the event related to those data/results and always provided that copyright symbol appears together as follows below.
© DORNA, 2023



MOTUL GRAND PRIX OF JAPAN

Qualifying Results

20

	Rider	Nation	Team	Motorcycle	Time	Lap	Total	Gap	Top Speed
1	5 Jaume MASIA	SPA	Leopard Racing	HONDA	Q2	1'56.331	5 7		217.3
2	53 Deniz ÖNCÜ	TUR	Red Bull KTM Ajo	KTM	Q2	1'56.539	5 7	0.208 0.208	216.0
3	18 Matteo BERTELLE	ITA	Rivacold Snipers Team	HONDA	Q2	1'56.651	5 7	0.320 0.112	219.9
4	82 Stefano NEPA	ITA	Angeluss MTA Team	KTM	Q2	1'56.695	6 7	0.364 0.044	220.4
5	48 Ivan ORTOLÁ	SPA	Angeluss MTA Team	KTM	Q2	1'56.759	7 7	0.428 0.064	216.8
6	96 Daniel HOLGADO	SPA	Red Bull KTM Tech3	KTM	Q2	1'56.776	5 7	0.445 0.017	215.1
7	95 Collin VEIJER	NED	Liqui Moly Husqvarna Intact GP	HUSQVARNA	Q2	1'56.797	7 7	0.466 0.021	219.5
8	71 Ayumu SASAKI	JPN	Liqui Moly Husqvarna Intact GP	HUSQVARNA	Q2	1'56.804	6 7	0.473 0.007	220.4
9	44 David MUÑOZ	SPA	BOE Motorsports	KTM	Q2	1'56.892	2 7	0.561 0.088	221.3
10	80 David ALONSO	COL	Gaviota GASGAS Aspar Team	GASGAS	Q2	1'56.928	7 7	0.597 0.036	218.1
11	10 Diogo MOREIRA	BRA	MT Helmets - MSI	KTM	Q2	1'56.960	5 7	0.629 0.032	218.1
12	27 Kaito TOBA	JPN	SIC58 Squadra Corse	HONDA	Q2	1'56.972	3 5	0.641 0.012	217.3
13	6 Ryusei YAMANAKA	JPN	Gaviota GASGAS Aspar Team	GASGAS	Q2	1'57.121	7 7	0.790 0.149	213.0
14	72 Taiyo FURUSATO	JPN	Honda Team Asia	HONDA	Q2	1'57.129	6 7	0.798 0.008	217.3
15	66 Joel KELSO	AUS	CFMOTO Racing PruestelGP	CFMOTO	Q2	1'57.153	5 7	0.822 0.024	219.9
16	99 José Antonio RUEDA	SPA	Red Bull KTM Ajo	KTM	Q2	1'57.289	6 7	0.958 0.136	219.5
17	24 Tatsuki SUZUKI	JPN	Leopard Racing	HONDA	Q2	1'57.739	5 7	1.408 0.450	217.7
18	54 Riccardo ROSSI	ITA	SIC58 Squadra Corse	HONDA	Q1	1'57.161	3 5		216.8
19	43 Xavier ARTIGAS	SPA	CFMOTO Racing PruestelGP	CFMOTO	Q1	1'57.657	4 7 (*)	0.496 0.072	214.7
20	92 David ALMANSA	SPA	Rivacold Snipers Team	HONDA	Q1	1'57.908	5 7 (*)	0.747 0.251	215.5
21	19 Scott OGDEN	GBR	VisionTrack Racing Team	HONDA	Q1	1'58.151	5 7 (*)	0.990 0.243	215.1
22	7 Filippo FARIOLI	ITA	Red Bull KTM Tech3	KTM	Q1	1'58.197	3 7 (*)	1.036 0.046	215.1
23	63 Syarifuddin AZMAN	MAL	MT Helmets - MSI	KTM	Q1	1'58.371	3 5 (*)	1.210 0.174	216.4
24	64 Mario AJI	INA	Honda Team Asia	HONDA	Q1	1'58.442	5 7 (*)	1.281 0.071	214.7
25	22 Ana CARRASCO	SPA	BOE Motorsports	KTM	Q1	1'58.735	2 7 (*)	1.574 0.293	216.4
26	20 Lorenzo FELLON	FRA	CIP Green Power	KTM	Q1	1'58.760	2 7 (*)	1.599 0.025	215.1
27	70 Joshua WHATLEY	GBR	VisionTrack Racing Team	HONDA	Q1	1'58.859	7 7 (*)	1.698 0.099	214.2

* Gap with the fastest rider in the Q1 session.

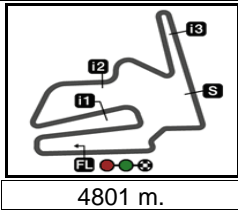
Pole Position:		Jaume MASIA	1'56.331	148.5 Km/h
Q1 Best Lap:	Lap 3	Riccardo ROSSI	(*) 1'57.161	147.5 Km/h
Best Race Lap:	2014	Alex MARQUEZ	1'57.112	147.5 Km/h
All Time Lap Record:	2023	Jaume MASIA	1'56.148	148.8 Km/h

The results are provisional until the end of the limit for protest and appeals.

Time limit for protest expires 60' after publication of the results - Time:

These data/results cannot be reproduced, stored and/or transmitted in whole or in part by any manner of electronic, mechanical, photocopying, recording, broadcasting or otherwise now known or herein after developed without the previous express consent by the copyright owner, except for reproduction in daily press and regular printed publications on sale to the public within 60 days of the event related to those data/results and always provided that copyright symbol appears together as follows below.

© DORNA, 2023



MOTUL GRAND PRIX OF JAPAN
Official Starting Grid

Race : 17 laps = 81.617 km

23



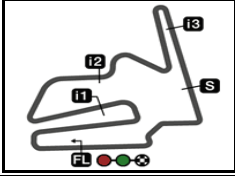
1	1 1'56.331 5 Jaume MASIA Honda	2	2 1'56.539 53 Deniz ÖNCÜ KTM	3	3 1'56.651 18 Matteo BERTELLE Honda
2	4 1'56.695 82 Stefano NEPA KTM	3	5 1'56.759 48 Ivan ORTOLÁ KTM	4	6 1'56.776 96 Daniel HOLGADO KTM
3	7 1'56.804 71 Ayumu SASAKI Husqvarna	4	8 1'56.892 44 David MUÑOZ KTM	5	9 1'56.928 80 David ALONSO GASGAS
4	10 1'56.797 95 Collin VEIJER Husqvarna	5	11 1'56.972 27 Kaito TOBA Honda	6	12 1'57.121 6 Ryusei YAMANAKA GASGAS
5	13 1'57.129 72 Taiyo FURUSATO Honda	6	14 1'56.960 10 Diogo MOREIRA KTM	7	15 1'57.289 99 José Antonio RUEDA KTM
6	16 1'57.739 24 Tatsuki SUZUKI Honda	7	17 1'57.161 54 Riccardo ROSSI Honda	8	18 1'57.153 66 Joel KELSO CFMOTO
7	19 1'57.657 43 Xavier ARTIGAS CFMOTO	8	20 1'57.908 92 David ALMANSA Honda	9	21 1'58.151 19 Scott OGDEN Honda
8	22 1'58.197 7 Filippo FARIOLI KTM	9	23 1'58.371 63 Syarifuddin AZMAN KTM	10	24 1'58.442 64 Mario AJI Honda

FIM MotoGP Stewards grid penalty for riders #10, #66 & #95

The results are provisional until the end of the limit for protest and appeals and until the ratification of the Event Management Committee.
 Time limit for protest expires 60' at the latest after publication of the results - Time:

These data/results cannot be reproduced, stored and/or transmitted in whole or in part by any manner of electronic, mechanical, photocopying, recording, broadcasting or otherwise now known or herein after developed without the previous express consent of the copyright owner, except for reproduction in daily press and regular printed publications on sale to the public within 60 days of the event related to those data/results and always provided that copyright symbol appears together as follows below.
 © DORNA, 2023





MOTUL GRAND PRIX OF JAPAN

Official Starting Grid

4801 m.

Race : 17 laps = 81.617 km

23

9

25
1'58.735
22 Ana CARRASCO
KTM

26
1'58.760
20 Lorenzo FELLON
KTM

27
1'58.859
70 Joshua WHATLEY
Honda

FIM MotoGP Stewards grid penalty for riders #10, #66 & #95

The results are provisional until the end of the limit for protest and appeals and until the ratification of the Event Management Committee.

Time limit for protest expires 60' at the latest after publication of the results - Time:

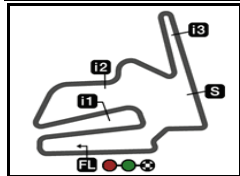
These data/results cannot be reproduced, stored and/or transmitted in whole or in part by any manner of electronic, mechanical, photocopying, recording, broadcasting or otherwise now known or herein after developed without the previous express consent by the copyright owner, except for reproduction in daily press and regular printed publications on sale to the public within 60 days of the event related to those data/results and always provided that copyright symbol appears together as follows below.

© DORNA, 2023

Official MotoGP Timing by TISSOT
www.motogp.com

Motegi, Saturday, September 30, 2023





4801 m.

MOTUL GRAND PRIX OF JAPAN

After the Qualifying Nr. 2

Event Best Maximum Speed



Rider	Nation	Team	Motorcycle	Km/h	
5 Jaume MASIA	SPA	Leopard Racing	HONDA	222.2	Practice Nr. 2
95 Collin VEIJER	NED	Liqui Moly Husqvarna Intact GP	HUSQVARNA	221.3	Practice Nr. 3
82 Stefano NEPA	ITA	Angeluss MTA Team	KTM	221.3	Practice Nr. 3
44 David MUÑOZ	SPA	BOE Motorsports	KTM	221.3	Qualifying Nr. 2
54 Riccardo ROSSI	ITA	SIC58 Squadra Corse	HONDA	220.8	Practice Nr. 2
72 Taiyo FURUSATO	JPN	Honda Team Asia	HONDA	220.8	Practice Nr. 1
92 David ALMANSA	SPA	Rivacold Snipers Team	HONDA	220.4	Practice Nr. 1
71 Ayumu SASAKI	JPN	Liqui Moly Husqvarna Intact GP	HUSQVARNA	220.4	Qualifying Nr. 2
99 José Antonio RUEDA	SPA	Red Bull KTM Ajo	KTM	220.4	Practice Nr. 3
10 Diogo MOREIRA	BRA	MT Helmets - MSI	KTM	220.4	Practice Nr. 3
18 Matteo BERTELLE	ITA	Rivacold Snipers Team	HONDA	219.9	Qualifying Nr. 2
80 David ALONSO	COL	Gaviota GASGAS Aspar Team	GASGAS	219.9	Practice Nr. 3
66 Joel KELSO	AUS	CFMOTO Racing PruestelGP	CFMOTO	219.9	Qualifying Nr. 2
24 Tatsuki SUZUKI	JPN	Leopard Racing	HONDA	219.5	Practice Nr. 2
63 Syarifuddin AZMAN	MAL	MT Helmets - MSI	KTM	219.0	Practice Nr. 1
96 Daniel HOLGADO	SPA	Red Bull KTM Tech3	KTM	219.0	Practice Nr. 2
43 Xavier ARTIGAS	SPA	CFMOTO Racing PruestelGP	CFMOTO	218.1	Practice Nr. 1
27 Kaito TOBA	JPN	SIC58 Squadra Corse	HONDA	218.1	Practice Nr. 2
53 Deniz ÖNCÜ	TUR	Red Bull KTM Ajo	KTM	217.7	Practice Nr. 3
48 Ivan ORTOLÁ	SPA	Angeluss MTA Team	KTM	217.7	Practice Nr. 3
7 Filippo FARIOLI	ITA	Red Bull KTM Tech3	KTM	217.7	Practice Nr. 2
20 Lorenzo FELLON	FRA	CIP Green Power	KTM	217.7	Practice Nr. 1
6 Ryusei YAMANAKA	JPN	Gaviota GASGAS Aspar Team	GASGAS	217.7	Practice Nr. 1
70 Joshua WHATLEY	GBR	VisionTrack Racing Team	HONDA	217.3	Practice Nr. 3
19 Scott OGDEN	GBR	VisionTrack Racing Team	HONDA	216.8	Practice Nr. 3
22 Ana CARRASCO	SPA	BOE Motorsports	KTM	216.4	Qualifying Nr. 1
64 Mario AJI	INA	Honda Team Asia	HONDA	214.7	Qualifying Nr. 1

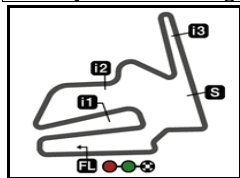
These data/results cannot be reproduced, stored and/or transmitted in whole or in part by any manner of electronic, mechanical, photocopying, recording, broadcasting or otherwise now known or herein after developed without the previous express consent by the copyright owner, except for reproduction in daily press and regular printed publications on sale to the public within 60 days of the event related to those data/results and always provided that copyright symbol appears together as follows below.

© DORNA, 2023

Official MotoGP Timing by TISSOT
www.motogp.com

Motegi, Saturday, September 30, 2023





4801 m.

MOTUL GRAND PRIX OF JAPAN
Qualifying Nr. 2
Best Partial Times
Moto3™
IT Ideal Lap Time, sum of the best partial times

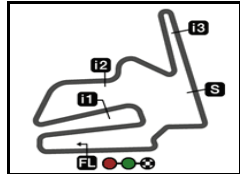
BT Best Lap Time

		T1		T2		T3		T4						
<i>Pos</i>	<i>Rider</i>	<i>Time</i>	<i>Rider</i>	<i>Time</i>	<i>Rider</i>	<i>Time</i>	<i>Rider</i>	<i>Time</i>	<i>Rider</i>	<i>Time</i>	<i>Pos</i>	<i>Rider</i>	<i>IT</i>	<i>BT</i>
	1D.ÖNCÜ	29.699	D.HOLGADO	22.638	J.MASIA	31.037	J.MASIA	32.768			1	J.MASIA	1'56.331	1'56.331 (1)
	2A.SASAKI	29.711	S.NEPA	22.656	D.ÖNCÜ	31.138	D.HOLGADO	32.782			2	D.ÖNCÜ	1'56.535	1'56.539 (2)
	3M.BERTELLE	29.737	J.MASIA	22.657	K.TOBA	31.167	C.VEIJER	32.813			3	D.HOLGADO	1'56.560	1'56.776 (6)
	4S.NEPA	29.745	D.MOREIRA	22.662	M.BERTELLE	31.203	D.MUÑOZ	32.850			4	M.BERTELLE	1'56.651	1'56.651 (3)
	5C.VEIJER	29.806	I.ORTOLÁ	22.674	D.HOLGADO	31.244	I.ORTOLÁ	32.850			5	C.VEIJER	1'56.666	1'56.797 (7)
	6J.KELSO	29.824	D.ÖNCÜ	22.693	C.VEIJER	31.252	D.ALONSO	32.865			6	S.NEPA	1'56.695	1'56.695 (4)
	7D.MUÑOZ	29.851	D.ALONSO	22.719	D.ALONSO	31.278	M.BERTELLE	32.886			7	A.SASAKI	1'56.697	1'56.804 (8)
	8T.FURUSATO	29.852	D.MUÑOZ	22.729	D.MUÑOZ	31.279	A.SASAKI	32.907			8	D.MUÑOZ	1'56.709	1'56.892 (9)
	9J.MASIA	29.869	T.FURUSATO	22.758	R.YAMANAKA	31.292	K.TOBA	32.917			9	I.ORTOLÁ	1'56.740	1'56.759 (5)
	10I.ORTOLÁ	29.882	A.SASAKI	22.770	S.NEPA	31.296	R.YAMANAKA	32.931			10	D.ALONSO	1'56.809	1'56.928 (10)
	11J.RUEDA	29.886	C.VEIJER	22.795	A.SASAKI	31.309	D.MOREIRA	32.987			11	K.TOBA	1'56.864	1'56.972 (12)
	12D.HOLGADO	29.896	R.YAMANAKA	22.805	J.KELSO	31.328	S.NEPA	32.998			12	D.MOREIRA	1'56.950	1'56.960 (11)
	13K.TOBA	29.921	J.RUEDA	22.810	I.ORTOLÁ	31.334	D.ÖNCÜ	33.005			13	R.YAMANAKA	1'57.005	1'57.121 (13)
	14D.ALONSO	29.947	M.BERTELLE	22.825	T.FURUSATO	31.336	T.SUZUKI	33.029			14	J.KELSO	1'57.007	1'57.153 (15)
	15D.MOREIRA	29.959	J.KELSO	22.825	D.MOREIRA	31.342	J.KELSO	33.030			15	T.FURUSATO	1'57.129	1'57.129 (14)
	16R.YAMANAKA	29.977	T.SUZUKI	22.840	T.SUZUKI	31.343	J.RUEDA	33.088			16	T.SUZUKI	1'57.209	1'57.739 (17)
	17R.ROSSI	29.986	K.TOBA	22.859	J.RUEDA	31.434	T.FURUSATO	33.183			17	J.RUEDA	1'57.218	1'57.289 (16)
	18T.SUZUKI	29.997	R.ROSSI	22.931	R.ROSSI	32.674	R.ROSSI	33.346			-1	R.ROSSI		(-1)

These data/results cannot be reproduced, stored and/or transmitted in whole or in part by any manner of electronic, mechanical, photocopying, recording, broadcasting or otherwise now known or herein after developed without the previous express consent by the copyright owner, except for reproduction in daily press and regular printed publications on sale to the public within 60 days of the event related to those data/results and always provided that copyright symbol appears together as follows below.


© DORNA, 2023

 Official MotoGP Timing by **TISSOT**
 www.motogp.com

4801 m.

MOTUL GRAND PRIX OF JAPAN
Qualifying Nr. 2
Fastest Laps Sequence

<i>Practice Time</i>	 <i>Rider</i>	<i>Nation</i>	<i>Motorcycle</i>	<i>Time</i>	<i>Km/h</i>	<i>Rider's Lap</i>
4'06.016	6 Ryusei YAMANAKA	JPN	GASGAS	1'58.556	145.7	2
4'13.206	10 Diogo MOREIRA	BRA	KTM	1'57.855	146.6	2
4'13.582	48 Ivan ORTOLÁ	SPA	KTM	1'57.584	146.9	2
4'16.416	18 Matteo BERTELLE	ITA	HONDA	1'57.366	147.2	2
6'28.196	71 Ayumu SASAKI	JPN	HUSQVARNA	1'57.080	147.6	2
6'28.325	44 David MUÑOZ	SPA	KTM	1'56.892	147.8	2
10'04.808	5 Jaume MASIA	SPA	HONDA	1'56.744	148.0	4
12'01.139	5 Jaume MASIA	SPA	HONDA	1'56.331	148.5	5

These data/results cannot be reproduced, stored and/or transmitted in whole or in part by any manner of electronic, mechanical, photocopying, recording, broadcasting or otherwise now known or herein after developed without the previous express consent by the copyright owner, except for reproduction in daily press and regular printed publications on sale to the public within 60 days of the event related to those data/results and always provided that copyright symbol appears together as follows below.

© DORNA, 2023

Official MotoGP Timing by TISSOT
 www.motogp.com

Motegi, Saturday, September 30, 2023

