

PERTAMINA GRAND PRIX OF INDONESIA

Practice Nr. 2

Classification

6

	Rider	Nation	Team	Motorcycle	Time	Lap Total	Gap	Top Speed
1	37 Pedro ACOSTA	SPA	Red Bull KTM Ajo	KALEX	1'34.456	17 19		260.2
2	40 Aron CANET	SPA	Pons Wegow Los40	KALEX	1'34.636	14 18	0.180 0.180	257.7
3	22 Sam LOWES	GBR	Elf Marc VDS Racing Team	KALEX	1'34.678	17 21	0.222 0.042	257.7
4	18 Manuel GONZALEZ	SPA	Correos Prepago Yamaha VR46 T	KALEX	1'34.769	14 21	0.313 0.091	260.8
5	79 Ai OGURA	JPN	IDEMITSU Honda Team Asia	KALEX	1'34.780	13 18	0.324 0.011	259.6
6	96 Jake DIXON	GBR	Inde GASGAS Aspar Team	KALEX	1'34.970	16 17	0.514 0.190	257.1
7	54 Fermín ALDEGUER	SPA	Beta Tools SpeedUp	BOSCOSCURO	1'34.994	12 19	0.538 0.024	255.9
8	75 Albert ARENAS	SPA	Red Bull KTM Ajo	KALEX	1'35.043	18 18	0.587 0.049	257.7
9	14 Tony ARBOLINO	ITA	Elf Marc VDS Racing Team	KALEX	1'35.053	20 20	0.597 0.010	262.1
10	11 Sergio GARCIA	SPA	Pons Wegow Los40	KALEX	1'35.157	20 20	0.701 0.104	258.3
11	84 Zonta VD GOORBERGH	NED	Fieten Olie Racing GP	KALEX	1'35.166	19 19	0.710 0.009	260.2
12	16 Joe ROBERTS	USA	Italtrans Racing Team	KALEX	1'35.183	16 20	0.727 0.017	255.3
13	35 Somkiat CHANTRA	THA	IDEMITSU Honda Team Asia	KALEX	1'35.231	15 17	0.775 0.048	258.3
14	64 Bo BENDSNEYDER	NED	Pertamina Mandalika SAG Team	KALEX	1'35.279	15 17	0.823 0.048	255.3
15	24 Marcos RAMIREZ	SPA	OnlyFans American Racing	KALEX	1'35.395	21 21	0.939 0.116	260.8
16	28 Izan GUEVARA	SPA	Inde GASGAS Aspar Team	KALEX	1'35.442	16 17	0.986 0.047	258.9
17	21 Alonso LOPEZ	SPA	Beta Tools SpeedUp	BOSCOSCURO	1'35.445	10 14	0.989 0.003	258.3
18	15 Darryn BINDER	RSA	Liqui Moly Husqvarna Intact GP	KALEX	1'35.461	14 17	1.005 0.016	260.2
19	52 Jeremy ALCOBA	SPA	QJMOTOR Gresini Moto2	KALEX	1'35.728	18 18	1.272 0.267	255.9
20	67 Alberto SURRA	ITA	Forward Team	FORWARD	1'35.870	13 18	1.414 0.142	258.3
21	3 Lukas TULOVIC	GER	Liqui Moly Husqvarna Intact GP	KALEX	1'35.917	15 16	1.461 0.047	259.6
22	17 Alex ESCRIG	SPA	Forward Team	FORWARD	1'35.944	17 17	1.488 0.027	258.9
23	7 Barry BALTUS	BEL	Fieten Olie Racing GP	KALEX	1'35.999	19 19	1.543 0.055	256.5
24	23 Taiga HADA	JPN	Pertamina Mandalika SAG Team	KALEX	1'36.067	16 17	1.611 0.068	257.1
25	43 Lorenzo BALDASSARRI	ITA	Fantic Racing	KALEX	1'36.150	19 19	1.694 0.083	254.7
26	5 Kohta NOZANE	JPN	Correos Prepago Yamaha VR46 T	KALEX	1'36.238	15 18	1.782 0.088	255.9
27	33 Rory SKINNER	GBR	OnlyFans American Racing	KALEX	1'36.273	20 21	1.817 0.035	255.3
28	12 Filip SALAC	CZE	QJMOTOR Gresini Moto2	KALEX	1'36.328	3 11	1.872 0.055	258.3
Not classified								
	9 Mattia CASADEI	ITA	Fantic Racing	KALEX				
	71 Dennis FOGGIA	ITA	Italtrans Racing Team	KALEX				

Practice condition: **Dry**

Air: 31°

Humidity: 65%

Ground: 58°

Fastest Lap:	Lap: 17	Pedro ACOSTA	1'34.456	163.9 Km/h
Best Race Lap:	2022	Somkiat CHANTRA	1'35.591	161.9 Km/h
All Time Lap Record:	2023	Pedro ACOSTA	1'34.456	163.9 Km/h

The results are provisional until the end of the limit for protest and appeals.

Time limit for protest expires 60' after publication of the results - Time:

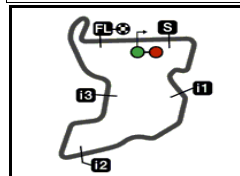
These data/results cannot be reproduced, stored and/or transmitted in whole or in part by any manner of electronic, mechanical, photocopying, recording, broadcasting or otherwise now known or herein after developed without the previous express consent by the copyright owner, except for reproduction in daily press and regular printed publications on sale to the public within 60 days of the event related to those data/results and always provided that copyright symbol appears together as follows below.

© DORNA, 2023

Official MotoGP Timing by TISSOT
www.motogp.com

Lombok, Friday, October 13, 2023





4301 m.

PERTAMINA GRAND PRIX OF INDONESIA

Practice Nr. 2

Combined Practice Times

7

	Rider	Nation	Team	MOTORCYCLE	P1	P2	Gap
1	37 P.ACOSTA	SPA	Red Bull KTM Ajo	KALEX	1'38.344 2	1'34.456 17	
2	40 A.CANET	SPA	Pons Wegow Los40	KALEX	1'35.231 16	1'34.636 14	0.180 0.180
3	22 S.LOWES	GBR	Elf Marc VDS Racing Team	KALEX	1'35.342 21	1'34.678 17	0.222 0.042
4	18 M.GONZALEZ	SPA	Correos Prepago Yamaha VR46 Team	KALEX	1'34.871 18	1'34.769 14	0.313 0.091
5	79 A.OGURA	JPN	IDEMITSU Honda Team Asia	KALEX	1'35.384 19	1'34.780 13	0.324 0.011
6	96 J.DIXON	GBR	Inde GASGAS Aspar Team	KALEX	1'35.260 18	1'34.970 16	0.514 0.190
7	54 F.ALDEGUER	SPA	Beta Tools SpeedUp	BOSCOSCURO	1'35.447 21	1'34.994 12	0.538 0.024
8	75 A.ARENAS	SPA	Red Bull KTM Ajo	KALEX	1'35.438 23	1'35.043 18	0.587 0.049
9	14 T.ARBOLINO	ITA	Elf Marc VDS Racing Team	KALEX	1'35.638 20	1'35.053 20	0.597 0.010
10	11 S.GARCIA	SPA	Pons Wegow Los40	KALEX	1'36.005 22	1'35.157 20	0.701 0.104
11	84 Z.VD GOORBERG	NED	Fieten Olie Racing GP	KALEX	1'36.169 18	1'35.166 19	0.710 0.009
12	16 J.ROBERTS	USA	Italtrans Racing Team	KALEX	1'35.846 19	1'35.183 16	0.727 0.017
13	35 S.CHANTRA	THA	IDEMITSU Honda Team Asia	KALEX	1'35.412 20	1'35.231 15	0.775 0.048
14	64 B.BENDSNEYDEI	NED	Pertamina Mandalika SAG Team	KALEX	1'35.945 22	1'35.279 15	0.823 0.048
15	24 M.RAMIREZ	SPA	OnlyFans American Racing	KALEX	1'36.718 25	1'35.395 21	0.939 0.116
16	28 I.GUEVARA	SPA	Inde GASGAS Aspar Team	KALEX	1'36.562 17	1'35.442 16	0.986 0.047
17	21 A.LOPEZ	SPA	Beta Tools SpeedUp	BOSCOSCURO	1'36.521 14	1'35.445 10	0.989 0.003
18	15 D.BINDER	RSA	Liqui Moly Husqvarna Intact GP	KALEX	1'36.662 21	1'35.461 14	1.005 0.016
19	71 D.FOGGIA	ITA	Italtrans Racing Team	KALEX	1'35.515 21		1.059 0.054
20	52 J.ALCOBA	SPA	QJMOTOR Gresini Moto2	KALEX	1'36.138 18	1'35.728 18	1.272 0.213
21	67 A.SURRA	ITA	Forward Team	FORWARD	1'36.575 13	1'35.870 13	1.414 0.142
22	12 F.SALAC	CZE	QJMOTOR Gresini Moto2	KALEX	1'35.911 21	1'36.328 3	1.455 0.041
23	3 L.TULOVIC	GER	Liqui Moly Husqvarna Intact GP	KALEX	1'37.567 20	1'35.917 15	1.461 0.006
24	5 K.NOZANE	JPN	Correos Prepago Yamaha VR46 Team	KALEX	1'35.926 19	1'36.238 15	1.470 0.009
25	17 A.ESCRIG	SPA	Forward Team	FORWARD	1'36.363 20	1'35.944 17	1.488 0.018
26	7 B.BALTUS	BEL	Fieten Olie Racing GP	KALEX	1'36.812 17	1'35.999 19	1.543 0.055
27	23 T.HADA	JPN	Pertamina Mandalika SAG Team	KALEX	1'37.551 14	1'36.067 16	1.611 0.068
28	43 L.BALDASSARRI	ITA	Fantic Racing	KALEX	1'37.081 18	1'36.150 19	1.694 0.083
29	33 R.SKINNER	GBR	OnlyFans American Racing	KALEX	1'36.755 22	1'36.273 20	1.817 0.123
30	9 M.CASADEI	ITA	Fantic Racing	KALEX	1'37.258 16		2.802 0.985

Pole Position Record:	2022	Jake DIXON	1'35.799	161.6 Km/h
Best Race Lap:	2022	Somkiat CHANTRA	1'35.591	161.9 Km/h
All Time Lap Record:	2023	Pedro ACOSTA	1'34.456	163.9 Km/h

The results are provisional until the end of the limit for protest and appeals.

Time limit for protest expires 60' after publication of the results - Time:

These data/results cannot be reproduced, stored and/or transmitted in whole or in part by any manner of electronic, mechanical, photocopying, recording, broadcasting or otherwise now known or herein after developed without the previous express consent by the copyright owner, except for reproduction in daily press and regular printed publications on sale to the public within 60 days of the event related to those data/results and always provided that copyright symbol appears together as follows below.

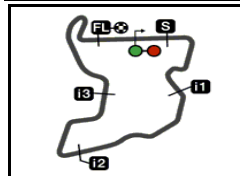
© DORNA, 2023

Official MotoGP Timing by TISSOT

www.motogp.com

Lombok, Friday, October 13, 2023





4301 m.

PERTAMINA GRAND PRIX OF INDONESIA

Practice Nr. 2

Top Speed & Average

8



Rider	Nation	Motorcycle	Top 5 speeds					Average	Top
14 Tony ARBOLINO	ITA	KALEX	262.1	260.2	259.6	259.6	258.9	259.5	262.1
18 Manuel GONZALEZ	SPA	KALEX	260.8	259.6	258.9	258.9	258.9	259.4	260.8
24 Marcos RAMIREZ	SPA	KALEX	260.8	259.6	257.7	257.7	257.1	258.6	260.8
15 Darryn BINDER	RSA	KALEX	260.2	259.6	259.6	258.9	258.9	259.2	260.2
37 Pedro ACOSTA	SPA	KALEX	260.2	259.6	259.6	259.6	259.6	259.7	260.2
84 Zonta VD GOORBERGH	NED	KALEX	260.2	260.2	258.9	258.9	258.9	259.4	260.2
3 Lukas TULOVIC	GER	KALEX	259.6	257.1	257.1	257.1	256.5	257.2	259.6
79 Ai OGURA	JPN	KALEX	259.6	258.9	258.3	257.7	257.7	258.2	259.6
17 Alex ESCRIG	SPA	FORWARD	258.9	257.7	257.7	257.1	257.1	257.5	258.9
28 Izan GUEVARA	SPA	KALEX	258.9	258.3	258.3	258.3	258.3	258.4	258.9
11 Sergio GARCIA	SPA	KALEX	258.3	258.3	258.3	257.7	257.7	258.0	258.3
12 Filip SALAC	CZE	KALEX	258.3	255.9	255.9	255.9	255.3	256.3	258.3
21 Alonso LOPEZ	SPA	BOSCOSCURO	258.3	258.3	257.7	257.1	256.5	257.3	258.3
35 Somkiat CHANTRA	THA	KALEX	258.3	258.3	258.3	257.7	257.7	258.1	258.3
67 Alberto SURRA	ITA	FORWARD	258.3	257.7	257.7	257.1	257.1	257.4	258.3
22 Sam LOWES	GBR	KALEX	257.7	257.7	257.1	257.1	257.1	257.3	257.7
40 Aron CANET	SPA	KALEX	257.7	256.5	255.9	255.3	255.3	255.7	257.7
75 Albert ARENAS	SPA	KALEX	257.7	257.1	256.5	256.5	256.5	256.9	257.7
23 Taiga HADA	JPN	KALEX	257.1	257.1	256.5	256.5	256.5	256.7	257.1
96 Jake DIXON	GBR	KALEX	257.1	255.9	255.3	255.3	254.7	255.5	257.1
7 Barry BALTUS	BEL	KALEX	256.5	255.9	255.9	255.3	254.7	255.4	256.5
5 Kohta NOZANE	JPN	KALEX	255.9	254.7	254.1	254.1	254.1	254.5	255.9
52 Jeremy ALCOBA	SPA	KALEX	255.9	254.7	254.7	254.1	254.1	254.5	255.9
54 Fermín ALDEGUER	SPA	BOSCOSCURO	255.9	255.9	255.3	255.3	254.7	255.0	255.9
16 Joe ROBERTS	USA	KALEX	255.3	255.3	254.7	254.7	254.1	254.8	255.3
33 Rory SKINNER	GBR	KALEX	255.3	254.7	253.5	252.9	252.9	253.5	255.3
64 Bo BENDSNEYDER	NED	KALEX	255.3	255.3	253.5	253.5	253.5	254.2	255.3
43 Lorenzo BALDASSARRI	ITA	KALEX	254.7	254.7	253.5	253.5	253.5	254.0	254.7
9 Mattia CASADEI	ITA	KALEX	254.1					254.1	254.1

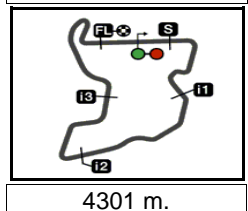
These data/results cannot be reproduced, stored and/or transmitted in whole or in part by any manner of electronic, mechanical, photocopying, recording, broadcasting or otherwise now known or herein after developed without the previous express consent by the copyright owner, except for reproduction in daily press and regular printed publications on sale to the public within 60 days of the event related to those data/results and always provided that copyright symbol appears together as follows below.

© DORNA, 2023

Official MotoGP Timing by TISSOT
www.motogp.com



Lombok, Friday, October 13, 2023



PERTAMINA GRAND PRIX OF INDONESIA

Practice Nr. 2

Chronological Analysis of Performances

9

* Lap / Sector time cancelled		T1 Time from finish line to 1st intermediate				T3 Time from 2nd intermed. to 3rd intermed.							
P Crossing the finish line in pit lane		T2 Time from 1st intermed. to 2nd intermed.				T4 Time from 3rd intermediate to finish line							
Lap	Lap Time	T1	T2	T3	T4	Speed	Lap	Lap Time	T1	T2	T3	T4	Speed
1st	37	Pedro ACOSTA		Red Bull KTM Ajo		SPA	2	1'36.698 *	27.572	19.496	19.614	30.016*	254.7
		Runs=2	Total laps=19	Full laps=16	Valid laps=10		3	1'44.076	27.450	19.441	27.209	29.976	257.1
1	2'35.095	28.572	21.366	20.590	31.160		4	1'35.520 *	27.164	19.336	19.584	29.436*	255.3
2	1'36.895 *	27.515	19.902	19.776	29.702*	256.5	5	1'35.486 *	27.10*	19.279	19.845	29.253	255.9
3	1'35.472	27.046	19.642	19.517	29.267	258.3	6	1'35.331 *	27.120	19.402*	19.647	29.162	256.5
4	1'35.412 *	27.189	19.462	19.399	29.362*	258.3	7	1'35.147	27.072	19.328	19.553	29.194	255.9
5	1'34.951 *	27.08*	19.319	19.414	29.136	258.9	8	1'36.462 *	27.082	19.379*	20.286	29.715	256.5
6	1'34.800	26.902	19.377	19.408	29.113	258.3	9	1'35.281	26.989	19.412	19.631	29.249	255.9
7	1'35.306	26.888	19.314	19.552	29.552	260.2	10	1'35.007 *	26.967	19.321*	19.484	29.235	256.5
8	1'35.032	27.008	19.340	19.482	29.202	258.9	11	1'39.332	27.141	19.195	22.410	30.586	257.1
9	1'34.846 *	26.940	19.434*	19.415	29.057	259.6	12	1'35.215 *	27.033	19.404*	19.589	29.189	255.3
10	1'37.590 *	27.208	19.380*	19.424	31.578*	259.6	13	1'35.306	26.931	19.366	19.734	29.275	256.5
11	1'34.674	26.967	19.367	19.388	28.952	258.3	14	1'42.040 P	28.432	21.306	20.184	32.118	255.3
12	1'34.783 *	26.920	19.322*	19.552	28.989	257.7	15	7'37.248	29.210	20.233	20.340	29.714	
13	1'36.416	26.819	19.316	19.572	30.709	259.6	16	1'35.019	27.169	19.229	19.405	29.216	255.3
14	1'34.803	27.006	19.327	19.454	29.016	257.7	17	1'34.678	26.933	19.130	19.433	29.182	257.7
15	1'39.373 P	29.026	20.235	20.256	29.856	255.9	18	1'34.796	26.857	19.297	19.437	29.205	257.1
16	11'32.513 *	28.636	19.495	19.691	30.934*		19	1'36.259	26.927	19.445	19.415	30.472	257.7
17	1'34.456	26.886	19.272	19.322	28.976	258.9	20	1'36.275	26.975	19.208	20.714	29.378	256.5
18	1'34.562	26.744	19.339	19.445	29.034	258.9	21	1'34.893	26.934	19.269	19.534	29.156	255.9
19	1'35.276	26.882	19.257	19.365	29.772	259.6							
2nd	40	Aron CANET		Pons Wegow Los40		SPA	4th	18	Manuel GONZALEZ		Correos Prepagó Yam SPA		
		Runs=2	Total laps=18	Full laps=15	Valid laps=14				Runs=2	Total laps=21	Full laps=18	Valid laps=14	
1	3'08.371	27.233	20.444	20.035	29.775		1	2'56.408	29.393	21.394	20.348	29.947	
2	1'36.076	27.494	19.497	19.636	29.449	254.7	2	1'36.257 *	27.348	19.527	19.901	29.481*	258.3
3	1'38.012	27.415	19.601	19.521	31.475	255.3	3	1'35.656	27.186	19.528	19.582	29.360	258.9
4	1'35.650	27.238	19.421	19.560	29.431	255.3	4	1'35.855 *	27.096	19.425	19.647	29.687*	258.9
5	1'35.809	27.233	19.635	19.588	29.353	255.3	5	1'35.428 *	27.18*	19.310	19.637	29.296	258.9
6	1'35.364	27.156	19.399	19.617	29.192	255.3	6	1'35.369	27.055	19.269	19.567	29.478	257.1
7	1'35.673	27.224	19.493	19.520	29.436	254.7	7	1'35.820 *	27.003	19.435*	19.943	29.439	258.3
8	1'35.872	27.273	19.458	19.624	29.517	254.1	8	1'35.031	26.950	19.289	19.553	29.239	257.7
9	1'39.896	27.210	19.433	24.035	29.218	255.3	9	1'40.642 P	29.032	20.773	20.631	30.206	254.1
10	1'35.251	27.147	19.391	19.478	29.235	255.3	10	7'14.228	30.474	20.645	20.029	29.661	
11	1'35.174	27.159	19.428	19.454	29.133	255.3	11	1'35.682	27.095	19.394	19.576	29.617	256.5
12	1'47.141 P	27.119	21.218	24.324	34.480	255.3	12	1'35.074	27.027	19.173	19.660	29.214	257.1
13	11'34.228	27.278	19.686	19.463	29.097		13	1'35.162	26.987	19.335	19.521	29.319	257.1
14	1'34.636	26.990	19.264	19.329	29.053	255.9	14	1'34.769	26.885	19.134	19.579	29.171	257.1
15	1'44.224	26.998	19.182	19.615	38.429	257.7	15	1'34.948	26.944	19.222	19.644	29.138	257.7
16	1'34.841 *	27.070	19.348*	19.401	29.022	256.5	16	1'35.143	27.078	19.377	19.539	29.149	255.9
17	1'34.833	27.090	19.265	19.405	29.073	254.7	17	1'35.152	27.011	19.321	19.527	29.293	257.7
18	1'35.235	27.016	19.140	19.538	29.541	255.3	18	1'35.032	26.990	19.272	19.565	29.205	257.7
							19	2'02.374	34.941	26.395	21.935	39.103	260.8
							20	1'53.642	29.313	22.355	22.695	39.279	256.5
							21	1'35.557	27.070	19.301	19.774	29.412	259.6
3rd	22	Sam LOWES		Elf Marc VDS Racing		GBR							
		Runs=2	Total laps=21	Full laps=18	Valid laps=11								
1	2'37.915	29.901	20.724	21.065	30.202								

Fastest Lap:	Pedro ACOSTA	Red Bull KTM Ajo	SPA	1'34.456	26.886	19.272	19.322	28.976
---------------------	--------------	------------------	-----	-----------------	--------	--------	--------	--------

These data/results cannot be reproduced, stored and/or transmitted in whole or in part by any manner of electronic, mechanical, photocopying, recording, broadcasting or otherwise now known or herein after developed without the previous express consent by the copyright owner, except for reproduction in daily press and regular printed publications on sale to the public within 60 days of the event related to those data/results and always provided that copyright symbol appears together as follows below.
© DORNA, 2023



Practice Nr. 2

Moto2

Lap	Lap Time	T1	T2	T3	T4	Speed	Lap	Lap Time	T1	T2	T3	T4	Speed	
5th	79	Ai OGURA				IDEMITSU Honda Tea	JPN	14	9'11.345	26.667	20.584	20.177	30.066	
		Runs=2	Total laps=18	Full laps=15	Valid laps=13		15	1'36.794 *	27.087	20.376*	19.897	29.434	254.7	
1	3'19.609	33.317	21.368	20.656	30.588		16	1'35.169	27.066	19.308	19.487	29.308	255.3	
2	1'36.971	27.418	19.877	19.812	29.864	255.9	17	1'41.401 *	27.083	19.204*	19.562	35.552	254.1	
3	1'36.153	27.214	19.535	19.669	29.735	257.7	18	1'38.603	28.241	20.629	19.747	29.986	255.9	
4	1'35.922	27.088	19.604	19.624	29.606	257.7	19	1'43.329	26.963	19.360	23.641	33.365	255.9	
5	1'35.861	27.212	19.584	19.553	29.512	256.5								
6	1'35.788	27.079	19.414	19.701	29.594	257.1	8th	75	Albert ARENAS				Red Bull KTM Ajo	SPA
7	1'35.577	26.990	19.504	19.683	29.400	255.9			Runs=2	Total laps=18	Full laps=15	Valid laps=8		
8	1'36.148	27.200	19.576	19.680	29.692	258.9	1	2'35.790	32.276	21.451	20.716	30.949		
9	1'35.741	26.922	19.584	19.612	29.623	257.1	2	1'37.539 *	27.592	20.147	19.961	29.839*	253.5	
10	1'49.250 P	30.291	23.348	21.593	34.018	255.3	3	1'36.006 *	27.088	19.627*	19.750	29.541	255.3	
11	10'43.895	31.348	21.138	20.359	30.078		4	1'35.689 *	26.972	19.617	19.623	29.477*	255.9	
12	1'35.538 *	26.982	19.538*	19.506	29.512	255.3	5	1'35.643 *	27.04*	19.351	19.653	29.593	256.5	
13	1'34.780	26.743	19.384	19.388	29.265	257.7	6	1'35.204	26.933	19.490	19.485	29.296	255.3	
14	1'49.314	36.827	20.538	21.997	29.952	257.7	7	1'35.398	27.142	19.483	19.527	29.246	256.5	
15	1'35.008 *	26.799	19.408*	19.527	29.274	258.3	8	1'35.152	27.024	19.261	19.487	29.380	256.5	
16	1'35.575	26.955	19.403	19.679	29.538	259.6	9	1'43.933 P	29.420	21.405	20.280	32.828	244.3	
17	1'35.503	26.866	19.569	19.557	29.511	257.1	10	11'59.801	28.687	20.250	20.173	29.988		
18	1'47.619	31.971	23.191	21.676	30.781	257.1	11	1'36.476 *	27.242	19.623*	19.740	29.871	254.7	
							12	1'35.707	27.252	19.446	19.562	29.447	255.3	
6th	96	Jake DIXON				Inde GASGAS Aspar	GBR	13	1'35.205	27.040	19.490	19.496	29.179	254.7
		Runs=2	Total laps=17	Full laps=14	Valid laps=10		14	1'35.208	26.990	19.379	19.555	29.284	255.9	
1	2'39.543	27.150	20.657	20.569	30.394		15	1'59.268 *	27.182	22.620*	28.529	40.937	255.3	
2	1'36.565 *	27.421	19.573	19.652	29.919*	254.7	16	1'35.251 *	27.130	19.458*	19.473	29.190	257.7	
3	1'36.300	27.400	19.556	19.704	29.640	253.5	17	1'35.069	26.888	19.272	19.464	29.445	257.1	
4	1'35.868 *	27.188	19.389	19.725	29.566*	254.1	18	1'35.043	26.917	19.437	19.499	29.190	255.9	
5	1'36.097 *	27.24*	19.816	19.680	29.358	252.9								
6	1'35.788	27.140	19.483	19.635	29.530	253.5	9th	14	Tony ARBOLINO				Elf Marc VDS Racing	ITA
7	1'35.829	27.331	19.398	19.651	29.449	252.9			Runs=2	Total laps=20	Full laps=17	Valid laps=11		
8	1'36.560	27.926	19.662	19.621	29.351	254.7	1	2'41.201	25.883	20.282	20.539	30.073		
9	1'35.468	27.213	19.307	19.504	29.444	254.1	2	1'36.208 *	27.250	19.509	19.890	29.559*	259.6	
10	1'36.023	27.063	19.422	19.583	29.955	254.1	3	1'36.203	27.160	19.357	19.728	29.958	258.9	
11	1'35.577	27.270	19.408	19.554	29.345	253.5	4	1'35.488 *	27.110	19.347	19.613	29.418*	258.3	
12	1'36.947 P	27.149	19.335	19.637	30.826	252.9	5	1'36.200 *	27.30*	19.857*	19.690	29.352	262.1	
13	13'24.761	31.022	20.478	21.694	29.866		6	1'35.359 *	27.026	19.351*	19.604	29.378	259.6	
14	1'35.116	27.150	19.364	19.460	29.142	255.3	7	1'35.497	27.121	19.298	19.563	29.515	258.3	
15	1'35.636 *	26.930	19.346*	19.614	29.746	257.1	8	1'35.693	27.231	19.572	19.582	29.308	257.7	
16	1'34.970	27.006	19.393	19.420	29.151	255.3	9	1'35.709	27.165	19.448	19.571	29.525	258.3	
17	1'47.630	31.711	24.654	21.140	30.125	255.9	10	1'35.705	27.145	19.485	19.614	29.461	257.7	
							11	1'35.580	27.221	19.516	19.617	29.226	258.9	
7th	54	Fermín ALDEGUER				Beta Tools SpeedUp	SPA	12	1'35.286	27.195	19.342	19.645	29.104	258.3
		Runs=3	Total laps=19	Full laps=14	Valid laps=10		13	1'38.081 P	27.045	21.628	20.519	28.889	257.7	
1	1'47.947	26.883	20.998	20.155	30.004		14	9'24.676	30.558	20.252	20.702	29.768		
2	1'36.303	27.499	19.439	19.656	29.709	253.5	15	1'35.540 *	27.317	19.579*	19.574	29.070	258.9	
3	1'36.342	27.401	19.333	19.781	29.827	254.7	16	1'35.921 *	26.974	19.434*	19.627	29.886	258.9	
4	1'36.728 *	27.321	19.259*	19.700	30.448	254.7	17	1'35.698	27.056	19.374	19.643	29.625	258.9	
5	1'35.554	27.293	19.218	19.574	29.469	254.7	18	1'41.112	27.383	19.757	19.732	34.240	258.9	
6	1'36.049	27.221	19.321	19.576	29.931	254.7	19	1'53.757	29.053	22.121	22.839	39.744	260.2	
7	1'35.677	27.384	19.096	19.569	29.628	251.1	20	1'35.053	27.140	19.254	19.592	29.067	257.1	
8	1'42.631 P	27.281	23.723	20.897	30.730	254.7								
9	4'33.027	27.585	20.252	20.143	30.073		10th	11	Sergio GARCIA				Pons Wegow Los40	SPA
10	1'35.502	27.320	19.242	19.592	29.348	255.3			Runs=2	Total laps=20	Full laps=17	Valid laps=12		
11	1'36.385 *	27.113	19.903*	19.724	29.645	254.7	1	2'17.967	26.876	20.764	20.713	30.380		
12	1'34.994	27.053	19.090	19.580	29.271	254.7	2	1'37.882 *	27.746	20.317*	19.885	29.934*	255.9	
13	1'41.336 P	27.184	20.960	21.366	31.826	253.5	3	1'45.087	30.067	21.286	19.999	33.735	252.3	

Fastest Lap: Pedro ACOSTA Red Bull KTM Ajo SPA **1'34.456** 26.886 19.272 19.322 28.976

These data/results cannot be reproduced, stored and/or transmitted in whole or in part by any manner of electronic, mechanical, photocopying, recording, broadcasting or otherwise now known or herein after developed without the previous express consent by the copyright owner, except for reproduction in daily press and regular printed publications on sale to the public within 60 days of the event related to those data/results and always provided that copyright symbol appears together as follows below.
© DORNA, 2023

Practice Nr. 2

Moto2

Lap	Lap Time	T1	T2	T3	T4	Speed	Lap	Lap Time	T1	T2	T3	T4	Speed
4	1'37.142 *	27.800	19.845	19.762	29.735*	254.7	15	1'35.265	27.223	19.314	19.500	29.228	252.3
5	1'36.657 *	27.41*	19.802	19.662	29.780	257.1	16	1'35.183	27.149	19.234	19.520	29.280	254.1
6	1'36.639	27.321	19.696	19.764	29.858	257.1	17	1'35.316	27.215	19.375	19.444	29.282	254.7
7	1'36.487	27.371	19.863	19.705	29.548	257.1	18	1'35.534	27.197	19.238	19.497	29.602	254.7
8	1'36.434	27.449	19.679	19.735	29.571	258.3	19	1'35.349	27.258	19.196	19.582	29.313	255.3
9	1'35.877	27.224	19.553	19.624	29.476	258.3	20	1'35.934	27.099	19.149	19.506	30.180	255.3
10	1'40.060	27.159	19.534	19.596	33.771	257.7							
11	1'36.140	27.343	19.585	19.573	29.639	257.1							
12	1'39.724 P	27.202	19.728	19.887	32.907	257.7							
13	8'55.256	26.719	20.114	20.156	29.806								
14	1'36.972 *	27.651	19.751*	19.868	29.702	253.5							
15	1'35.833	27.201	19.515	19.694	29.423	255.9							
16	1'36.368 *	27.083	19.652*	19.655	29.978	256.5							
17	1'36.027	27.193	19.551	19.803	29.480	256.5							
18	1'39.640	27.323	19.397	22.085	30.835	257.1							
19	1'35.381	27.032	19.461	19.495	29.393	258.3							
20	1'35.157	27.044	19.394	19.474	29.245	257.7							

13th 35 Somkiat CHANTRA IDEMITSU Honda Tea THA
Runs=3 Total laps=17 Full laps=12 Valid laps=7

1	2'48.262	28.394	20.988	20.720	30.742	
2	1'37.279 *	27.478	19.878	19.909	30.014*	256.5
3	1'36.481	27.469	19.507	19.702	29.803	254.7
4	1'36.112 *	27.392	19.387	19.757	29.576*	257.7
5	1'35.964 *	27.12*	19.564	19.747	29.533	258.3
6	1'37.378 *	27.077	19.703*	20.029	30.569	258.3
7	1'38.186 P	27.570	20.119	20.235	30.262	258.3
8	8'25.982	29.433	20.518	20.066	29.657	
9	1'35.895	27.209	19.530	19.775	29.381	254.7
10	1'35.500	27.150	19.413	19.520	29.417	256.5
11	1'35.702	27.040	19.706	19.630	29.326	257.1
12	1'35.550	27.080	19.473	19.683	29.314	255.9
13	1'41.137 P	28.120	21.011	21.777	30.229	256.5
14	6'41.015	30.852	23.454	24.655	30.190	
15	1'35.231	27.089	19.450	19.492	29.200	256.5
16	1'39.302 *	26.823	19.286	19.453	33.740*	257.1
17	1'35.253	27.078	19.422	19.474	29.279	257.7

11th 84 Zonta VD GOORBE Fieten Olie Racing GP NED
Runs=2 Total laps=19 Full laps=16 Valid laps=8

1	2'12.028	28.519	20.638	20.449	30.544	
2	1'37.576 *	27.623	19.882	19.736	30.335*	255.3
3	1'46.062	32.160	20.424	23.193	30.285	246.0
4	1'36.561 *	27.410	19.641	19.775	29.735*	254.1
5	1'38.540 *	28.43*	19.959	20.189	29.959	260.2
6	1'36.302 *	27.354	19.586*	19.784	29.578	258.3
7	1'35.629	27.054	19.475	19.646	29.454	258.9
8	1'42.235	27.196	19.589	22.148	33.302	257.7
9	1'43.575 *	29.117	20.282*	21.758	32.418	260.2
10	1'36.209	27.251	19.539	19.769	29.650	257.7
11	1'35.466	27.090	19.455	19.563	29.358	258.9
12	1'46.923 P	34.018	20.483*	21.260	31.162	258.9
13	10'33.441	28.228	20.146	20.251	30.038	
14	1'36.090 *	27.192	19.725*	19.689	29.484	255.9
15	1'37.015 *	26.996	19.633*	19.623	30.763	257.7
16	1'35.497 *	26.958	19.595*	19.535	29.409	257.1
17	1'48.417	30.754	20.331	21.476	35.856	257.1
18	1'36.099	27.053	19.425	20.060	29.561	258.3
19	1'35.166	27.004	19.496	19.516	29.150	258.3

14th 64 Bo BENDSNEYDER Pertamina Mandalika NED
Runs=2 Total laps=17 Full laps=14 Valid laps=11

1	2'02.364	26.991	21.031	20.271	30.348	
2	1'37.958 *	27.857	20.232	19.958	29.911*	253.5
3	1'36.556	27.315	19.797	19.822	29.622	253.5
4	1'36.557 *	27.295	19.743	19.783	29.736*	252.9
5	1'36.346 *	27.25*	19.785	19.694	29.613	252.3
6	1'48.476	29.757	23.118	25.629	29.972	250.5
7	1'36.301	27.226	19.779	19.676	29.620	252.3
8	1'36.096	27.263	19.632	19.647	29.554	251.7
9	1'42.056 P	28.402	21.021	21.143	31.490	252.3
10	13'29.565	27.452	20.089	19.856	29.678	
11	1'35.908	27.069	19.668	19.668	29.503	252.3
12	1'36.385	26.973	19.483	19.589	30.340	252.3
13	1'47.104	27.255	20.473	23.706	35.670	248.8
14	1'35.536	27.164	19.547	19.507	29.318	253.5
15	1'35.279	26.985	19.401	19.577	29.316	255.3
16	1'40.940	29.107	21.904	20.153	29.776	255.3
17	1'37.069	27.268	20.410	19.723	29.668	251.7

12th 16 Joe ROBERTS Italtrans Racing Team USA
Runs=2 Total laps=20 Full laps=17 Valid laps=14

1	2'58.089	31.249	22.168	21.357	30.953	
2	1'39.331 *	28.432	20.032*	20.325	30.542*	252.3
3	1'38.223	27.900	19.984	20.074	30.265	252.9
4	1'37.292 *	27.711	19.612	19.970	29.999*	253.5
5	1'38.111 *	28.15*	19.959	20.026	29.975	252.3
6	1'37.136	27.657	19.573	19.977	29.929	252.3
7	1'36.756	27.500	19.559	19.877	29.820	251.7
8	1'36.642	27.725	19.559	19.737	29.621	250.5
9	1'35.774	27.381	19.314	19.650	29.429	251.7
10	1'35.837	27.248	19.338	19.686	29.565	252.9
11	1'35.735	27.239	19.213	19.781	29.502	253.5
12	1'41.145 P	27.544	19.958	23.147	30.496	252.9
13	9'20.385	30.264	20.514	20.523	30.396	
14	1'36.358	27.502	19.589	19.669	29.598	251.1

15th 24 Marcos RAMIREZ OnlyFans American R SPA
Runs=2 Total laps=21 Full laps=18 Valid laps=16

1	1'50.748	29.210	21.654	20.662	31.230	
2	1'37.895 *	27.843	20.073*	19.928	30.051	253.5
3	1'37.350	27.572	20.100	19.878	29.800	256.5
4	1'37.061	27.424	19.673	20.045	29.919	255.9
5	1'36.562	27.378	19.642	19.741	29.801	255.9
6	1'40.198	27.203	19.580	23.250	30.165	254.7
7	1'35.941	27.221	19.464	19.727	29.529	257.7

Fastest Lap: Pedro ACOSTA Red Bull KTM Ajo SPA **1'34.456** 26.886 19.272 19.322 28.976

These data/results cannot be reproduced, stored and/or transmitted in whole or in part by any manner of electronic, mechanical, photocopying, recording, broadcasting or otherwise now known or herein after developed without the previous express consent by the copyright owner, except for reproduction in daily press and regular printed publications on sale to the public within 60 days of the event related to those data/results and always provided that copyright symbol appears together as follows below.
© DORNA, 2023

Practice Nr. 2

Moto2

Lap	Lap Time		T1	T2	T3	T4	Speed	Lap	Lap Time		T1	T2	T3	T4	Speed
8	1'39.190	P	28.186	20.507	20.473	30.024	257.1	2	1'38.799	*	27.672	20.140	20.822	30.165*	256.5
9	8'34.201		31.891	21.939	21.384	31.416		3	1'37.235		27.412	19.716	20.109	29.998	257.7
10	1'37.083	*	27.683	19.686*	20.019	29.695	252.9	4	1'37.243	*	27.492	19.852	20.001	29.898*	258.3
11	1'36.181		27.360	19.497	19.770	29.554	254.7	5	1'37.486	*	27.40*	20.105	20.064	29.912	260.2
12	1'35.862		27.213	19.406	19.759	29.484	255.9	6	1'36.464		27.346	19.706	19.776	29.636	258.9
13	1'41.768		27.259	19.397	25.122	29.990	255.9	7	1'37.346	*	27.537	19.624*	19.740	30.445	258.9
14	1'36.079		27.258	19.448	19.865	29.508	256.5	8	1'38.142		28.401	19.888	19.990	29.863	247.7
15	1'35.876		27.131	19.389	19.677	29.679	255.9	9	1'36.801		27.463	19.648	19.972	29.718	259.6
16	1'39.411		27.157	19.411	22.855	29.988	255.9	10	1'38.041	P	27.502	19.786	20.558	30.195	258.3
17	1'35.610		27.187	19.442	19.656	29.325	256.5	11	14'04.294		31.508	20.256	20.732	30.022	
18	1'41.899		27.071	22.622	21.478	30.728	255.3	12	1'35.744		27.253	19.519	19.722	29.250	257.7
19	1'35.514		27.100	19.457	19.627	29.330	257.7	13	1'36.118		27.069	19.757	19.753	29.539	258.3
20	1'40.120		27.254	19.565	19.765	33.536	260.8	14	1'35.461		27.005	19.545	19.620	29.291	258.9
21	1'35.395		27.032	19.371	19.534	29.458	259.6	15	1'41.022		27.302	19.638	19.921	34.161	258.9
								16	1'53.308		28.803	22.152	22.856	39.497	259.6
								17	1'35.924		27.364	19.532	19.728	29.300	258.9

16th 28 Izan GUEVARA Inde GASGAS Aspar SPA
Runs=2 Total laps=17 Full laps=13 Valid laps=9

1	2'44.053		27.574	20.482	20.767	30.519	
2	1'38.393	*	28.304	20.154	19.919	30.016*	257.1
3	1'36.808		27.420	19.854	19.769	29.765	257.7
4	1'36.959	*	27.367	19.865	19.850	29.877*	258.9
5	1'36.309	*	27.21*	19.709	19.640	29.748	257.7
6	1'36.588		27.276	19.850	19.821	29.641	258.3
7	1'36.260		27.161	19.857	19.694	29.548	258.3
8	1'38.289		27.258	19.640	21.239	30.152	257.7
9	1'39.390	P	27.259	20.291	21.674	30.166	256.5
10	13'01.369		27.369	20.648	19.951	29.938	
11	1'36.099		27.093	19.722	19.772	29.512	258.3
12	1'35.937	*	27.022	19.697*	19.846	29.372	258.3
13	1'42.728		27.085	19.840	20.881	34.922	258.3
14	1'36.064		27.136	19.602	19.833	29.493	257.7
15	1'41.477		27.063	19.566	22.632	32.216	258.3
16	1'35.442		26.892	19.599	19.514	29.437	258.3
17	1'47.136	P	33.798	22.250	21.095	29.993	257.1

17th 21 Alonso LOPEZ Beta Tools SpeedUp SPA
Runs=3 Total laps=14 Full laps=9 Valid laps=8

1	1'40.641		26.306	20.292	20.289	29.980	
2	1'37.462		27.425	20.228	19.835	29.974	255.3
3	1'39.165		27.708	19.534	22.040	29.883	256.5
	unfinished		27.198	19.456	19.715		257.7
4	6'07.576	P		21.196	21.226	30.122	
5	10'21.741		26.753	20.298	21.295	29.973	
6	1'36.038		27.287	19.342	19.787	29.622	254.7
7	1'35.969		27.267	19.242	19.922	29.538	256.5
8	1'41.370	P	27.306	22.010	20.998	31.056	256.5
9	6'54.196		27.773	20.539	21.194	30.339	
10	1'35.445		27.147	19.296	19.706	29.296	254.1
11	1'38.628	*	27.141	21.026*	19.964	30.497*	255.9
12	1'35.557		26.922	19.327	19.617	29.691	257.1
13	1'42.811		31.940	20.161	20.538	30.172	258.3
14	1'43.582	*	28.808	23.234*	20.040	31.500	258.3

18th 15 Darryn BINDER Liqui Moly Husqvarna RSA
Runs=2 Total laps=17 Full laps=14 Valid laps=10

1	2'35.612		31.092	21.827	21.136	31.037	
---	----------	--	--------	--------	--------	--------	--

19th 52 Jeremy ALCOBA QJMOTOR Gresini M SPA
Runs=2 Total laps=18 Full laps=15 Valid laps=11

1	2'19.832		27.327	20.625	20.306	30.145	
2	1'37.185	*	27.590	19.850	19.824	29.921*	253.5
3	1'37.074		27.564	19.793	19.919	29.798	254.1
4	1'37.437	*	27.677	19.761*	20.033	29.966*	254.7
5	1'37.090	*	27.65*	19.910	19.889	29.637	253.5
6	1'36.532		27.434	19.700	19.819	29.579	253.5
7	1'36.658		27.578	19.748	19.839	29.493	253.5
8	1'36.447		27.419	19.633	19.787	29.608	254.1
9	1'36.495		27.423	19.744	19.768	29.560	254.1
10	1'36.881	P	27.388	19.753	19.709	30.031	253.5
11	12'44.998		28.138	20.724	20.091	30.405	
12	1'36.964		27.507	19.616	19.736	30.105	251.1
13	1'35.871	*	27.218	19.584*	19.627	29.442	254.1
14	1'36.492		27.252	19.483	19.617	30.140	253.5
15	1'35.992		27.317	19.524	19.718	29.433	253.5
16	1'42.371		27.287	19.372	19.687	36.025	255.9
17	1'53.508		29.528	22.214	22.640	39.126	254.1
18	1'35.728		27.350	19.544	19.551	29.283	254.7

20th 67 Alberto SURRA Forward Team ITA
Runs=2 Total laps=18 Full laps=14 Valid laps=9

1	2'03.329		27.543	21.075	20.351	30.362	
2	1'37.835	*	27.548	19.864	19.978	30.445*	256.5
3	1'36.593		27.247	19.824	19.775	29.747	257.1
4	1'36.054	*	27.144	19.623	19.630	29.657*	257.1
5	1'36.235	*	27.18*	19.708	19.673	29.665	256.5
6	1'49.625		28.946	22.141	28.590	29.948	256.5
7	1'36.518	*	27.379	19.841*	19.642	29.656	255.9
8	1'36.263		27.239	19.804	19.604	29.616	255.9
9	1'42.928		30.806	21.321	21.036	29.765	256.5
10	1'37.378	P	27.153	19.663	19.613	30.949	257.1
11	10'26.842		31.500	22.407	20.072	29.983	
12	1'47.336		27.126	20.033	25.997	34.180	255.9
13	1'35.870		27.231	19.590	19.555	29.494	257.7
14	1'36.067		27.229	19.619	19.618	29.601	257.1
15	1'36.411	*	27.182	19.859*	19.732	29.638	255.9
16	1'45.700		33.507	19.979	21.836	30.378	255.3

Fastest Lap: Pedro ACOSTA Red Bull KTM Ajo SPA **1'34.456** 26.886 19.272 19.322 28.976

These data/results cannot be reproduced, stored and/or transmitted in whole or in part by any manner of electronic, mechanical, photocopying, recording, broadcasting or otherwise now known or herein after developed without the previous express consent by the copyright owner, except for reproduction in daily press and regular printed publications on sale to the public within 60 days of the event related to those data/results and always provided that copyright symbol appears together as follows below.
© DORNA, 2023

Practice Nr. 2

Moto2

Lap	Lap Time	T1	T2	T3	T4	Speed	Lap	Lap Time	T1	T2	T3	T4	Speed
17	1'35.943	27.198	19.582	19.714	29.449	258.3	13	1'36.552	27.282	19.768	19.857	29.645	252.3
18	1'41.502 P	27.169	19.694	21.098	33.541	257.7	14	1'36.546	27.274	19.760	19.788	29.724	253.5
21st	3	Lukas TULOVIC		Liqui Moly Husqvarna		GER	15	1'38.666	27.355	19.915	21.876	29.520	252.9
		Runs=2	Total laps=16	Full laps=13	Valid laps=12		16	1'36.559	27.280	19.753	19.809	29.717	253.5
1	1'43.113	27.869	20.984	20.677	30.647		17	1'43.221	32.429	21.167	19.984	29.641	252.3
2	1'38.710	28.206	20.253	19.920	30.331	253.5	18	1'42.784	27.465	19.796	19.811	35.712	252.3
3	1'37.000 *	27.590	19.618*	20.121	29.671	255.9	19	1'35.999	27.247	19.804	19.675	29.273	255.9
4	1'36.291	27.359	19.530	19.664	29.738	255.9	24th	23	Taiga HADA		Pertamina Mandalika		JPN
5	1'36.868	27.501	19.647	19.666	30.054	256.5			Runs=2	Total laps=17	Full laps=14	Valid laps=11	
6	1'37.087	27.382	19.688	19.824	30.193	252.3	1	1'48.601	29.344	21.299	20.386	30.044	
7	1'36.487	27.463	19.646	19.753	29.625	255.3	2	1'37.815	27.591	20.288	19.979	29.957	253.5
8	1'35.971	27.277	19.542	19.570	29.582	257.1	3	1'40.821 *	27.619	20.231*	21.143	31.828	255.3
9	1'41.627 P	28.765	21.090	20.465	31.307	256.5	4	1'37.105	27.694	20.060	19.812	29.539	257.1
10	15'33.751	27.780	20.842	21.657	30.948		5	1'36.614	27.405	19.797	19.753	29.659	256.5
11	1'41.505	27.451	19.706	24.396	29.952	255.9	6	1'36.641	27.328	19.761	19.809	29.743	255.9
12	1'39.746	27.459	19.598	19.798	32.891	256.5	7	1'36.850	27.458	19.878	19.764	29.750	255.3
13	1'37.854	27.386	19.592	19.714	31.162	254.1	8	1'37.147 *	27.533	20.125*	19.912	29.577	255.9
14	1'36.235	27.159	19.520	19.983	29.573	257.1	9	1'37.651 P	27.705	20.093	20.196	29.657	256.5
15	1'35.917	27.163	19.562	19.660	29.532	259.6	10	13'58.405	26.175	20.725	20.038	29.830	
16	1'39.948	30.139	20.195	19.726	29.888	257.1	11	1'37.146	27.563	20.041	19.768	29.774	252.9
22nd	17	Alex ESCRIG		Forward Team		SPA	12	1'54.875	31.064	25.082	24.239	34.490	255.3
		Runs=2	Total laps=17	Full laps=14	Valid laps=10		13	1'36.325	27.360	19.742	19.824	29.399	257.1
1	2'54.170	28.726	21.819	21.189	31.662		14	1'44.546	27.351	21.958	25.089	30.148	254.7
2	1'39.242 *	28.247	20.306	20.573	30.116*	255.9	15	1'36.098 *	27.296	19.685*	19.683	29.434	254.7
3	1'37.706	27.781	19.999	19.832	30.094	257.7	16	1'36.067	27.155	19.868	19.681	29.363	256.5
4	1'37.274 *	27.587	19.902	19.725	30.060*	257.1	17	1'36.451	27.328	19.827	19.732	29.564	252.9
5	1'43.289 *	28.95*	21.650	22.418	30.263	255.9	25th	43	Lorenzo BALDASSA		Fantic Racing		ITA
6	1'40.047	27.631	22.717	19.846	29.853	256.5			Runs=2	Total laps=19	Full laps=16	Valid laps=12	
7	1'36.800	27.540	19.988	19.620	29.652	256.5	1	2'12.171	29.872	20.614	20.529	30.445	
8	1'46.544 P	27.440	21.210*	22.660	35.234	257.1	2	1'37.843 *	27.882	19.907	20.024	30.030*	252.3
9	13'33.608	30.685	21.990	20.679	32.047		3	1'44.337	29.824	21.395	21.276	31.842	252.3
10	1'36.737	27.441	19.698	19.597	30.001	256.5	4	1'37.693 *	27.682	19.738	20.234	30.039*	253.5
11	1'36.002	27.351	19.537	19.576	29.538	257.7	5	1'37.128 *	27.53*	19.771	20.105	29.716	252.9
12	1'37.524	27.277	19.690	20.429	30.128	258.9	6	1'36.721	27.558	19.639	19.867	29.657	253.5
13	1'36.110	27.268	19.565	19.556	29.721	257.1	7	1'36.719	27.480	19.631	19.900	29.708	252.9
14	1'39.315	29.462	19.780	19.758	30.315	256.5	8	1'36.710	27.507	19.545	19.973	29.685	252.3
15	1'48.758 *	27.346	26.097*	20.167	35.148	255.9	9	1'37.011	27.726	19.672	19.912	29.701	252.3
16	1'40.748	27.408	19.750	19.632	33.958	256.5	10	1'37.385 P	27.500	19.641	19.854	30.390	251.1
17	1'35.944	27.303	19.519	19.582	29.540	257.1	11	11'14.538	33.218	22.083	21.091	30.242	
23rd	7	Barry BALTUS		Fieten Olie Racing GP		BEL	12	1'36.493	27.464	19.621	19.808	29.600	250.0
		Runs=2	Total laps=19	Full laps=16	Valid laps=10		13	1'36.328	27.350	19.578	19.857	29.543	251.7
1	2'36.310	33.051	21.304	23.374	32.731		14	1'36.557	27.342	19.717	19.842	29.656	251.7
2	1'37.349 *	27.589	19.912	19.921	29.927*	253.5	15	1'39.062 *	27.416	19.794*	21.930	29.922	252.3
3	1'36.479	27.283	19.647	19.790	29.759	254.7	16	1'36.207	27.354	19.484	19.877	29.492	253.5
4	1'36.262 *	27.233	19.596	19.795	29.638*	254.7	17	1'51.138	33.679	24.145	21.416	31.898	251.7
5	1'36.296 *	27.23*	19.592	19.847	29.622	254.7	18	1'36.406	27.497	19.574	19.791	29.544	254.7
6	1'38.328 *	27.341	19.594*	20.305	31.088	253.5	19	1'36.150	27.339	19.486	19.786	29.539	254.7
7	1'39.570 *	27.284	19.802*	20.237	32.247	255.3	26th	5	Kohta NOZANE		Correos Prepago Yam		JPN
8	1'36.367	27.418	19.599	19.811	29.539	255.9			Runs=3	Total laps=18	Full laps=13	Valid laps=10	
9	1'37.342 P	27.188	19.601	20.557	29.996	256.5	1	2'18.163	28.275	20.707	20.612	30.367	
10	10'56.133 *	27.414	20.224*	20.221	31.035		2	1'37.767 *	27.738	20.306	19.934	29.789*	254.7
11	1'36.841	27.564	19.663	19.851	29.763	251.1	3	1'37.985	27.749	20.366	20.036	29.834	252.3
12	1'36.771 *	27.525	19.728*	19.861	29.657	252.3	4	1'37.306 *	27.633	19.993	19.873	29.807*	251.7

Fastest Lap: Pedro ACOSTA Red Bull KTM Ajo SPA **1'34.456** 26.886 19.272 19.322 28.976

These data/results cannot be reproduced, stored and/or transmitted in whole or in part by any manner of electronic, mechanical, photocopying, recording, broadcasting or otherwise now known or herein after developed without the previous express consent by the copyright owner, except for reproduction in daily press and regular printed publications on sale to the public within 60 days of the event related to those data/results and always provided that copyright symbol appears together as follows below.
© DORNA, 2023

Official MotoGP Timing by TISSOT
www.motogp.com

Lombok, Friday, October 13, 2023

Page 5 of 6



Practice Nr. 2

Moto2

Lap	Lap Time	T1	T2	T3	T4	Speed	Lap	Lap Time	T1	T2	T3	T4	Speed
5	1'37.552 *	27.72*	20.142	20.122	29.568	251.7	unfinished	27.635	19.945	20.186			254.1
6	1'36.570	27.384	19.816	19.744	29.626	254.1							
7	1'36.639	27.516	19.860	19.689	29.574	254.1							
8	1'36.443	27.332	19.775	19.693	29.643	252.9							
9	1'50.580	37.878	21.489	21.542	29.671	248.8							
10	1'36.651	27.263	20.037	19.708	29.643	254.1							
11	1'43.133 P	27.413	20.791	21.016	33.913	252.3							
12	11'29.824	29.201	20.981	21.921	30.839								
13	2'00.782	36.778	24.805	24.489	34.710	252.9							
14	1'41.628	27.426	20.003	24.569	29.630	252.9							
15	1'36.238	27.268	19.759	19.802	29.409	254.1							
16	1'39.492 P	27.285	19.834	20.072	32.301	253.5							
17	2'30.512	27.680	20.680	19.938	29.386								
18	1'39.354	27.300	20.870	20.368	30.816	255.9							

27th 33 Rory SKINNER OnlyFans American R GBR
 Runs=2 Total laps=21 Full laps=18 Valid laps=17

1	1'52.056	27.824	21.195	20.567	30.503	
2	1'37.527	27.788	19.862	19.960	29.917	251.7
3	1'37.232	27.725	19.725	19.936	29.846	252.9
4	1'36.710	27.541	19.623	19.710	29.836	253.5
5	1'36.993	27.526	19.750	19.908	29.809	252.9
6	1'36.857	27.512	19.597	19.984	29.764	251.1
7	1'36.821	27.439	19.559	19.772	30.051	251.7
8	1'37.144	27.640	20.106	19.789	29.609	250.0
9	1'36.341	27.489	19.528	19.728	29.596	251.7
10	1'36.377	27.475	19.504	19.782	29.616	250.5
11	1'38.977 P	28.327	20.086	20.266	30.298	251.1
12	8'36.975	27.579	20.732	21.203	29.911	
13	1'36.979	27.710	19.689	19.913	29.667	251.7
14	1'36.518	27.489	19.593	19.760	29.676	251.7
15	1'39.324 *	27.516	21.635*	20.536	29.637	251.7
16	1'36.530	27.433	19.677	19.783	29.637	252.9
17	1'38.809	27.513	19.511	22.264	29.521	252.3
18	1'41.067	27.349	19.914	23.364	30.440	252.9
19	1'36.341	27.353	19.558	19.814	29.616	255.3
20	1'36.273	27.506	19.542	19.692	29.533	254.7
21	1'36.392	27.312	19.756	19.706	29.618	252.9

28th 12 Filip SALAC QJMOTOR Gresini M CZE
 Runs=2 Total laps=11 Full laps=7 Valid laps=4

1	2'38.841	27.041	20.842	20.251	30.351	
2	1'37.616 *	27.457	19.685	19.912	30.562*	254.7
3	1'36.328	27.339	19.585	19.756	29.648	255.9
4	1'36.227 *	27.246	19.591	19.789	29.601*	255.9
5	1'36.856 *	27.68*	19.694*	19.938	29.536	258.3
6	1'36.574	27.391	19.676	19.833	29.674	255.9
7	1'37.255 P	27.221	19.554	19.719	30.761	255.3
8	7'12.284	27.731	20.265	20.307	30.561	
9	1'36.542	27.261	19.757	19.794	29.730	252.9
10	1'38.789	27.284	20.025	20.920	30.560	252.9
11	1'39.233 P	27.217	19.842	21.158	31.016	254.1

29th 9 Mattia CASADEI Fantic Racing ITA
 Runs=1 Total laps=1 Full laps=0 Valid laps=0

1	1'51.193	26.733	20.295	20.212	30.139	
---	----------	--------	--------	--------	--------	--

Fastest Lap: Pedro ACOSTA Red Bull KTM Ajo SPA **1'34.456** 26.886 19.272 19.322 28.976

These data/results cannot be reproduced, stored and/or transmitted in whole or in part by any manner of electronic, mechanical, photocopying, recording, broadcasting or otherwise now known or herein after developed without the previous express consent by the copyright owner, except for reproduction in daily press and regular printed publications on sale to the public within 60 days of the event related to those data/results and always provided that copyright symbol appears together as follows below.
 © DORNA, 2023

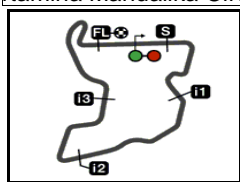
Official MotoGP Timing by TISSOT
 www.motogp.com

Lombok, Friday, October 13, 2023

Page 6 of 6

moto2





4301 m.

PERTAMINA GRAND PRIX OF INDONESIA

Practice Nr. 2

Best Partial Times

Moto2™


IT Ideal Lap Time, sum of the best partial times

BT Best Lap Time

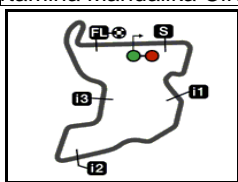
T1		T2		T3		T4				IT		BT	
Pos	Rider	Time	Rider	Time	Rider	Time	Rider	Time	Pos	Rider	IT	BT	
1	A.OGURA	26.743	F.ALDEGUER	19.090	P.ACOSTA	19.322	P.ACOSTA	28.952	1	P.ACOSTA	1'34.275	1'34.456	(1)
2	P.ACOSTA	26.744	S.LOWES	19.130	A.CANET	19.329	A.CANET	29.022	2	A.CANET	1'34.481	1'34.636	(2)
3	S.CHANTRA	26.823	M.GONZALEZ	19.134	A.OGURA	19.388	T.ARBOLINO	29.067	3	S.LOWES	1'34.548	1'34.678	(3)
4	S.LOWES	26.857	A.CANET	19.140	S.LOWES	19.405	M.GONZALEZ	29.138	4	M.GONZALEZ	1'34.678	1'34.769	(4)
5	M.GONZALEZ	26.885	J.ROBERTS	19.149	J.DIXON	19.420	J.DIXON	29.142	5	S.CHANTRA	1'34.762	1'35.231	(13)
6	A.ARENAS	26.888	A.LOPEZ	19.242	J.ROBERTS	19.444	Z.VD GOORBER	29.150	6	A.OGURA	1'34.780	1'34.780	(5)
7	I.GUEVARA	26.892	T.ARBOLINO	19.254	S.CHANTRA	19.453	S.LOWES	29.156	7	A.ARENAS	1'34.792	1'35.043	(8)
8	A.LOPEZ	26.922	P.ACOSTA	19.257	A.ARENAS	19.464	A.ARENAS	29.179	8	J.DIXON	1'34.799	1'34.970	(6)
9	J.DIXON	26.930	A.ARENAS	19.261	S.GARCIA	19.474	S.CHANTRA	29.200	9	F.ALDEGUER	1'34.811	1'34.994	(7)
10	Z.VD GOORBER	26.958	S.CHANTRA	19.286	F.ALDEGUER	19.487	J.ROBERTS	29.228	10	T.ARBOLINO	1'34.858	1'35.053	(9)
11	F.ALDEGUER	26.963	J.DIXON	19.307	B.BENDSNEYDE	19.507	S.GARCIA	29.245	11	J.ROBERTS	1'34.920	1'35.183	(12)
12	B.BENDSNEYDE	26.973	M.RAMIREZ	19.371	I.GUEVARA	19.514	D.BINDER	29.250	12	Z.VD GOORBE	1'35.049	1'35.166	(11)
13	T.ARBOLINO	26.974	J.ALCOBA	19.372	Z.VD GOORBER	19.516	A.OGURA	29.265	13	A.LOPEZ	1'35.077	1'35.445	(17)
14	A.CANET	26.990	A.OGURA	19.384	M.GONZALEZ	19.521	F.ALDEGUER	29.271	14	S.GARCIA	1'35.145	1'35.157	(10)
15	D.BINDER	27.005	S.GARCIA	19.394	M.RAMIREZ	19.534	B.BALTUS	29.273	15	B.BENDSNEY	1'35.197	1'35.279	(14)
16	S.GARCIA	27.032	B.BENDSNEYDE	19.401	J.ALCOBA	19.551	J.ALCOBA	29.283	16	M.RAMIREZ	1'35.262	1'35.395	(15)
17	M.RAMIREZ	27.032	Z.VD GOORBER	19.425	A.SURRA	19.555	A.LOPEZ	29.296	17	I.GUEVARA	1'35.344	1'35.442	(16)
18	J.ROBERTS	27.099	L.BALDASSARRI	19.484	A.ESCRIG	19.556	B.BENDSNEYDE	29.316	18	D.BINDER	1'35.394	1'35.461	(18)
19	A.SURRA	27.126	R.SKINNER	19.504	T.ARBOLINO	19.563	M.RAMIREZ	29.325	19	J.ALCOBA	1'35.424	1'35.728	(19)
20	T.HADA	27.155	D.BINDER	19.519	L.TULOVIC	19.570	T.HADA	29.363	20	A.SURRA	1'35.712	1'35.870	(20)
21	L.TULOVIC	27.159	A.ESCRIG	19.519	A.LOPEZ	19.617	I.GUEVARA	29.372	21	B.BALTUS	1'35.728	1'35.999	(23)
22	B.BALTUS	27.188	L.TULOVIC	19.520	D.BINDER	19.620	K.NOZANE	29.386	22	L.TULOVIC	1'35.781	1'35.917	(21)
23	F.SALAC	27.217	F.SALAC	19.554	B.BALTUS	19.675	A.SURRA	29.449	23	A.ESCRIG	1'35.881	1'35.944	(22)
24	J.ALCOBA	27.218	I.GUEVARA	19.566	T.HADA	19.681	L.BALDASSARRI	29.492	24	T.HADA	1'35.941	1'36.067	(24)

These data/results cannot be reproduced, stored and/or transmitted in whole or in part by any manner of electronic, mechanical, photocopying, recording, broadcasting or otherwise now known or herein after developed without the previous express consent by the copyright owner, except for reproduction in daily press and regular printed publications on sale to the public within 60 days of the event related to those data/results and always provided that copyright symbol appears together as follows below.
© DORNA, 2023

Pertamina Mandalika Circuit

Results and timing service provided by  **TISSOT**

Moto2™



4301 m.

PERTAMINA GRAND PRIX OF INDONESIA

Practice Nr. 2

Best Partial Times

IT Ideal Lap Time, sum of the best partial times

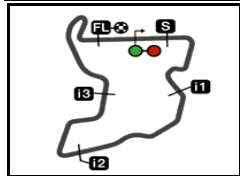
BT Best Lap Time

T1		T2		T3		T4				<i>IT</i>	<i>BT</i>	
<i>Pos</i>	<i>Rider</i>	<i>Time</i>	<i>Rider</i>	<i>Time</i>	<i>Rider</i>	<i>Time</i>	<i>Rider</i>	<i>Time</i>	<i>Pos</i>	<i>Rider</i>		
25	K.NOZANE	27.263	A.SURRA	19.582	K.NOZANE	19.689	R.SKINNER	29.521	25	F.SALAC	1'36.026	1'36.328 (28)
26	A.ESCRIG	27.268	B.BALTUS	19.592	R.SKINNER	19.692	L.TULOVIC	29.532	26	R.SKINNER	1'36.029	1'36.273 (27)
27	R.SKINNER	27.312	T.HADA	19.742	F.SALAC	19.719	F.SALAC	29.536	27	K.NOZANE	1'36.097	1'36.238 (26)
28	L.BALDASSARRI	27.339	K.NOZANE	19.759	L.BALDASSARRI	19.786	A.ESCRIG	29.538	28	L.BALDASSAR	1'36.101	1'36.150 (25)
30	D.FOGGIA		D.FOGGIA		D.FOGGIA		D.FOGGIA		-1	M.CASADEI		(-1)

These data/results cannot be reproduced, stored and/or transmitted in whole or in part by any manner of electronic, mechanical, photocopying, recording, broadcasting or otherwise now known or herein after developed without the previous express consent by the copyright owner, except for reproduction in daily press and regular printed publications on sale to the public within 60 days of the event related to those data/results and always provided that copyright symbol appears together as follows below.
© DORNA, 2023

Official MotoGP Timing by **TISSOT**
www.motogp.com






4301 m.

PERTAMINA GRAND PRIX OF INDONESIA

Practice Nr. 2

Fastest Laps Sequence

<i>Practice Time</i>	 <i>Rider</i>	<i>Nation</i>	<i>Motorcycle</i>	<i>Time</i>	<i>Km/h</i>	<i>Rider's Lap</i>
3'18.103	21 Alonso LOPEZ	SPA	BOSCOSCURO	1'37.462	158.8	2
3'24.250	54 Fermín ALDEGUER	SPA	BOSCOSCURO	1'36.303	160.7	2
4'44.447	40 Aron CANET	SPA	KALEX	1'36.076	161.1	2
5'47.462	37 Pedro ACOSTA	SPA	KALEX	1'35.472	162.1	3
10'32.625	37 Pedro ACOSTA	SPA	KALEX	1'34.800	163.3	6
18'30.073	37 Pedro ACOSTA	SPA	KALEX	1'34.674	163.5	11
34'07.153	40 Aron CANET	SPA	KALEX	1'34.636	163.6	14
38'02.417	37 Pedro ACOSTA	SPA	KALEX	1'34.456	163.9	17

These data/results cannot be reproduced, stored and/or transmitted in whole or in part by any manner of electronic, mechanical, photocopying, recording, broadcasting or otherwise now known or herein after developed without the previous express consent by the copyright owner, except for reproduction in daily press and regular printed publications on sale to the public within 60 days of the event related to those data/results and always provided that copyright symbol appears together as follows below.

© DORNA, 2023