

4301 m.

PERTAMINA GRAND PRIX OF INDONESIA

Practice Nr. 3

Classification

10

	Rider	Nation	Team	Motorcycle	Time	Lap Total	Gap	Top Speed
1	40 Aron CANET	SPA	Pons Wegow Los40	KALEX	1'33.847	15 15		257.1
2	54 Fermín ALDEGUER	SPA	Beta Tools SpeedUp	BOSCOSCURO	1'33.942	14 15	0.095 0.095	257.1
3	37 Pedro ACOSTA	SPA	Red Bull KTM Ajo	KALEX	1'33.970	11 14	0.123 0.028	260.8
4	18 Manuel GONZALEZ	SPA	Correos Prepago Yamaha VR46 T	KALEX	1'34.279	11 14	0.432 0.309	260.8
5	35 Somkiat CHANTRA	THA	IDEMITSU Honda Team Asia	KALEX	1'34.317	5 14	0.470 0.038	261.5
6	22 Sam LOWES	GBR	Elf Marc VDS Racing Team	KALEX	1'34.342	11 16	0.495 0.025	257.7
7	84 Zonta VD GOORBERGH	NED	Fieten Olie Racing GP	KALEX	1'34.371	13 14	0.524 0.029	258.9
8	16 Joe ROBERTS	USA	Italtrans Racing Team	KALEX	1'34.373	13 13	0.526 0.002	255.9
9	14 Tony ARBOLINO	ITA	Elf Marc VDS Racing Team	KALEX	1'34.377	13 14	0.530 0.004	262.7
10	24 Marcos RAMIREZ	SPA	OnlyFans American Racing	KALEX	1'34.434	13 16	0.587 0.057	258.3
11	75 Albert ARENAS	SPA	Red Bull KTM Ajo	KALEX	1'34.463	5 14	0.616 0.029	257.1
12	11 Sergio GARCIA	SPA	Pons Wegow Los40	KALEX	1'34.484	11 15	0.637 0.021	258.9
13	12 Filip SALAC	CZE	QJMOTOR Gresini Moto2	KALEX	1'34.564	5 13	0.717 0.080	260.2
14	71 Dennis FOGGIA	ITA	Italtrans Racing Team	KALEX	1'34.575	13 16	0.728 0.011	260.8
15	21 Alonso LOPEZ	SPA	Beta Tools SpeedUp	BOSCOSCURO	1'34.582	15 16	0.735 0.007	257.7
16	28 Izan GUEVARA	SPA	Inde GASGAS Aspar Team	KALEX	1'34.587	11 14	0.740 0.005	260.8
17	7 Barry BALTUS	BEL	Fieten Olie Racing GP	KALEX	1'34.608	12 15	0.761 0.021	257.1
18	79 Ai OGURA	JPN	IDEMITSU Honda Team Asia	KALEX	1'34.740	5 8	0.893 0.132	260.8
19	15 Darryn BINDER	RSA	Liqui Moly Husqvarna Intact GP	KALEX	1'34.761	11 14	0.914 0.021	261.5
20	64 Bo BENDSNEYDER	NED	Pertamina Mandalika SAG Team	KALEX	1'34.902	5 11	1.055 0.141	255.3
21	96 Jake DIXON	GBR	Inde GASGAS Aspar Team	KALEX	1'34.920	4 13	1.073 0.018	256.5
22	17 Alex ESCRIG	SPA	Forward Team	FORWARD	1'34.985	11 14	1.138 0.065	260.8
23	3 Lukas TULOVIC	GER	Liqui Moly Husqvarna Intact GP	KALEX	1'35.009	13 13	1.162 0.024	257.1
24	52 Jeremy ALCOBA	SPA	QJMOTOR Gresini Moto2	KALEX	1'35.072	14 14	1.225 0.063	257.7
25	67 Alberto SURRA	ITA	Forward Team	FORWARD	1'35.138	11 14	1.291 0.066	258.9
26	43 Lorenzo BALDASSARRI	ITA	Fantic Racing	KALEX	1'35.221	13 14	1.374 0.083	256.5
27	33 Rory SKINNER	GBR	OnlyFans American Racing	KALEX	1'35.314	15 16	1.467 0.093	254.7
28	23 Taiga HADA	JPN	Pertamina Mandalika SAG Team	KALEX	1'35.490	6 14	1.643 0.176	258.9
29	5 Kohta NOZANE	JPN	Correos Prepago Yamaha VR46 T	KALEX	1'35.651	12 12	1.804 0.161	257.1
30	9 Mattia CASADEI	ITA	Fantic Racing	KALEX	1'35.942	13 14	2.095 0.291	257.7

Practice condition: Dry
 Air: 31°
 Humidity: 65%
 Ground: 46°

Fastest Lap:	Lap: 15	Aron CANET	1'33.847	164.9 Km/h
Best Race Lap:	2022	Somkiat CHANTRA	1'35.591	161.9 Km/h
All Time Lap Record:	2023	Aron CANET	1'33.847	164.9 Km/h

The results are provisional until the end of the limit for protest and appeals.

Time limit for protest expires 60' after publication of the results - Time:

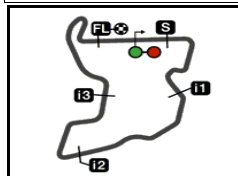
These data/results cannot be reproduced, stored and/or transmitted in whole or in part by any manner of electronic, mechanical, photocopying, recording, broadcasting or otherwise now known or herein after developed without the previous express consent by the copyright owner, except for reproduction in daily press and regular printed publications on sale to the public within 60 days of the event related to those data/results and always provided that copyright symbol appears together as follows below.

© DORNA, 2023

Official MotoGP Timing by TISSOT
 www.motogp.com

Lombok, Saturday, October 14, 2023






4301 m.

PERTAMINA GRAND PRIX OF INDONESIA

Practice Nr. 3

Combined Practice Times

11

	Rider	Nation	Team	MOTORCYCLE	P1	P2	P3	Gap
1	40 A.CANET	SPA	Pons Wegow Los40	KALEX	1'35.231 16	1'34.636 14	1'33.847 15	
2	54 F.ALDEGUER	SPA	Beta Tools SpeedUp	BOSCOSCURO	1'35.447 21	1'34.994 12	1'33.942 14	0.095 0.095
3	37 P.ACOSTA	SPA	Red Bull KTM Ajo	KALEX	1'38.344 2	1'34.456 17	1'33.970 11	0.123 0.028
4	18 M.GONZALEZ	SPA	Correos Prepago Yamaha VR46 Te	KALEX	1'34.871 18	1'34.769 14	1'34.279 11	0.432 0.309
5	35 S.CHANTRA	THA	IDEMITSU Honda Team Asia	KALEX	1'35.412 20	1'35.231 15	1'34.317 5	0.470 0.038
6	22 S.LOWES	GBR	Elf Marc VDS Racing Team	KALEX	1'35.342 21	1'34.678 17	1'34.342 11	0.495 0.025
7	84 Z.VD GOORBERG	NED	Fieten Olie Racing GP	KALEX	1'36.169 18	1'35.166 19	1'34.371 13	0.524 0.029
8	16 J.ROBERTS	USA	Italtrans Racing Team	KALEX	1'35.846 19	1'35.183 16	1'34.373 13	0.526 0.002
9	14 T.ARBOLINO	ITA	Elf Marc VDS Racing Team	KALEX	1'35.638 20	1'35.053 20	1'34.377 13	0.530 0.004
10	24 M.RAMIREZ	SPA	OnlyFans American Racing	KALEX	1'36.718 25	1'35.395 21	1'34.434 13	0.587 0.057
11	75 A.ARENAS	SPA	Red Bull KTM Ajo	KALEX	1'35.438 23	1'35.043 18	1'34.463 5	0.616 0.029
12	11 S.GARCIA	SPA	Pons Wegow Los40	KALEX	1'36.005 22	1'35.157 20	1'34.484 11	0.637 0.021
13	12 F.SALAC	CZE	QJMOTOR Gresini Moto2	KALEX	1'35.911 21	1'36.328 3	1'34.564 5	0.717 0.080
14	71 D.FOGGIA	ITA	Italtrans Racing Team	KALEX	1'35.515 21		1'34.575 13	0.728 0.011
15	21 A.LOPEZ	SPA	Beta Tools SpeedUp	BOSCOSCURO	1'36.521 14	1'35.445 10	1'34.582 15	0.735 0.007
16	28 I.GUEVARA	SPA	Inde GASGAS Aspar Team	KALEX	1'36.562 17	1'35.442 16	1'34.587 11	0.740 0.005
17	7 B.BALTUS	BEL	Fieten Olie Racing GP	KALEX	1'36.812 17	1'35.999 19	1'34.608 12	0.761 0.021
18	79 A.OGURA	JPN	IDEMITSU Honda Team Asia	KALEX	1'35.384 19	1'34.780 13	1'34.740 5	0.893 0.132
19	15 D.BINDER	RSA	Liqui Moly Husqvarna Intact GP	KALEX	1'36.662 21	1'35.461 14	1'34.761 11	0.914 0.021
20	64 B.BENDSNEYDE	NED	Pertamina Mandalika SAG Team	KALEX	1'35.945 22	1'35.279 15	1'34.902 5	1.055 0.141
21	96 J.DIXON	GBR	Inde GASGAS Aspar Team	KALEX	1'35.260 18	1'34.970 16	1'34.920 4	1.073 0.018
22	17 A.ESCRIG	SPA	Forward Team	FORWARD	1'36.363 20	1'35.944 17	1'34.985 11	1.138 0.065
23	3 L.TULOVIC	GER	Liqui Moly Husqvarna Intact GP	KALEX	1'37.567 20	1'35.917 15	1'35.009 13	1.162 0.024
24	52 J.ALCOBA	SPA	QJMOTOR Gresini Moto2	KALEX	1'36.138 18	1'35.728 18	1'35.072 14	1.225 0.063
25	67 A.SURRA	ITA	Forward Team	FORWARD	1'36.575 13	1'35.870 13	1'35.138 11	1.291 0.066
26	43 L.BALDASSARRI	ITA	Fantic Racing	KALEX	1'37.081 18	1'36.150 19	1'35.221 13	1.374 0.083
27	33 R.SKINNER	GBR	OnlyFans American Racing	KALEX	1'36.755 22	1'36.273 20	1'35.314 15	1.467 0.093
28	23 T.HADA	JPN	Pertamina Mandalika SAG Team	KALEX	1'37.551 14	1'36.067 16	1'35.490 6	1.643 0.176
29	5 K.NOZANE	JPN	Correos Prepago Yamaha VR46 Te	KALEX	1'35.926 19	1'36.238 15	1'35.651 12	1.804 0.161
30	9 M.CASADEI	ITA	Fantic Racing	KALEX	1'37.258 16		1'35.942 13	2.095 0.291

Pole Position Record:	2022	Jake DIXON	1'35.799	161.6 Km/h
Best Race Lap:	2022	Somkiat CHANTRA	1'35.591	161.9 Km/h
All Time Lap Record:	2023	Aron CANET	1'33.847	164.9 Km/h

The results are provisional until the end of the limit for protest and appeals.

Time limit for protest expires 60' after publication of the results - Time:

These data/results cannot be reproduced, stored and/or transmitted in whole or in part by any manner of electronic, mechanical, photocopying, recording, broadcasting or otherwise now known or herein after developed without the previous express consent by the copyright owner, except for reproduction in daily press and regular printed publications on sale to the public within 60 days of the event related to those data/results and always provided that copyright symbol appears together as follows below.

© DORNA, 2023




4301 m.

PERTAMINA GRAND PRIX OF INDONESIA

Practice Nr. 3

Top Speed & Average

12

 Rider	Nation	Motorcycle	Top 5 speeds					Average	Top
14 Tony ARBOLINO	ITA	KALEX	262.7	260.8	260.2	260.2	260.2	260.8	262.7
15 Darryn BINDER	RSA	KALEX	261.5	260.8	260.2	259.6	259.6	260.3	261.5
35 Somkiat CHANTRA	THA	KALEX	261.5	260.8	260.2	260.2	259.6	260.5	261.5
17 Alex ESCRIG	SPA	FORWARD	260.8	260.2	259.6	259.6	258.9	259.8	260.8
18 Manuel GONZALEZ	SPA	KALEX	260.8	259.6	259.6	259.6	259.6	259.8	260.8
28 Izan GUEVARA	SPA	KALEX	260.8	260.2	259.6	259.6	258.9	259.6	260.8
37 Pedro ACOSTA	SPA	KALEX	260.8	260.8	260.8	260.2	260.2	260.5	260.8
71 Dennis FOGGIA	ITA	KALEX	260.8	260.2	259.6	259.6	258.9	259.6	260.8
79 Ai OGURA	JPN	KALEX	260.8	260.2	260.2	259.6	258.3	259.8	260.8
12 Filip SALAC	CZE	KALEX	260.2	259.6	258.9	257.7	257.1	258.1	260.2
11 Sergio GARCIA	SPA	KALEX	258.9	258.9	258.3	257.7	257.7	258.2	258.9
23 Taiga HADA	JPN	KALEX	258.9	258.3	257.7	257.7	257.1	257.7	258.9
67 Alberto SURRA	ITA	FORWARD	258.9	258.9	258.9	258.9	258.3	258.6	258.9
84 Zonta VD GOORBERGH	NED	KALEX	258.9	258.9	258.9	258.9	258.3	258.6	258.9
24 Marcos RAMIREZ	SPA	KALEX	258.3	257.7	257.1	257.1	256.5	257.0	258.3
9 Mattia CASADEI	ITA	KALEX	257.7	257.1	257.1	257.1	256.5	257.0	257.7
21 Alonso LOPEZ	SPA	BOSCOSCURO	257.7	257.1	257.1	257.1	257.1	257.2	257.7
22 Sam LOWES	GBR	KALEX	257.7	257.7	257.1	257.1	257.1	257.3	257.7
52 Jeremy ALCOBA	SPA	KALEX	257.7	257.1	257.1	257.1	256.5	256.8	257.7
3 Lukas TULOVIC	GER	KALEX	257.1	256.5	256.5	256.5	256.5	256.6	257.1
5 Kohta NOZANE	JPN	KALEX	257.1	257.1	257.1	255.9	255.3	256.3	257.1
7 Barry BALTUS	BEL	KALEX	257.1	256.5	256.5	256.5	256.5	256.6	257.1
40 Aron CANET	SPA	KALEX	257.1	256.5	256.5	256.5	256.5	256.6	257.1
54 Fermín ALDEGUER	SPA	BOSCOSCURO	257.1	256.5	256.5	255.9	255.9	256.4	257.1
75 Albert ARENAS	SPA	KALEX	257.1	257.1	256.5	255.9	255.9	256.2	257.1
43 Lorenzo BALDASSARRI	ITA	KALEX	256.5	255.9	255.9	255.9	255.3	255.9	256.5
96 Jake DIXON	GBR	KALEX	256.5	255.9	255.9	255.9	255.3	255.8	256.5
16 Joe ROBERTS	USA	KALEX	255.9	255.3	255.3	255.3	255.3	255.4	255.9
64 Bo BENDSNEYDER	NED	KALEX	255.3	255.3	254.1	254.1	253.5	254.5	255.3
33 Rory SKINNER	GBR	KALEX	254.7	254.7	254.1	253.5	253.5	253.9	254.7

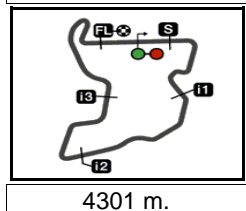
These data/results cannot be reproduced, stored and/or transmitted in whole or in part by any manner of electronic, mechanical, photocopying, recording, broadcasting or otherwise now known or herein after developed without the previous express consent by the copyright owner, except for reproduction in daily press and regular printed publications on sale to the public within 60 days of the event related to those data/results and always provided that copyright symbol appears together as follows below.

© DORNA, 2023

Official MotoGP Timing by TISSOT
www.motogp.com



Lombok, Saturday, October 14, 2023



PERTAMINA GRAND PRIX OF INDONESIA
Practice Nr. 3
Chronological Analysis of Performances

13

* Lap / Sector time cancelled		T1 Time from finish line to 1st intermediate				T3 Time from 2nd intermed. to 3rd intermed.							
P Crossing the finish line in pit lane		T2 Time from 1st intermed. to 2nd intermed.				T4 Time from 3rd intermediate to finish line							
Lap	Lap Time	T1	T2	T3	T4	Speed	Lap	Lap Time	T1	T2	T3	T4	Speed
1st	40	Aron CANET Pons Wegow Los40 SPA				Runs=2 Total laps=15 Full laps=12 Valid laps=11	9	1'37.123	27.037	19.189	19.395	31.502	258.3
1	2'58.639	27.054	20.327	19.625	29.336	255.3	10	1'34.325 *	26.763	19.217*	19.401	28.944	259.6
2	1'35.250	27.191	19.524	19.410	29.125	255.5	11	1'33.970	26.647	19.086	19.353	28.884	260.8
3	1'34.682	26.935	19.276	19.428	29.043	256.5	12	1'37.828	30.065	19.304	19.351	29.108	207.6
4	1'34.951 *	26.969	19.473*	19.373	29.136	255.9	13	1'34.529	26.879	19.308	19.317	29.025	259.6
5	1'34.570	26.876	19.296	19.377	29.021	254.7	14	1'37.859 *	26.852	19.229	19.452	32.326*	258.9
6	1'34.557	26.979	19.256	19.319	29.003	256.5	4th 18 Manuel GONZALEZ Correos Prepago Yam SPA						
7	1'34.463	26.959	19.253	19.271	28.980	257.1	Runs=2 Total laps=14 Full laps=11 Valid laps=9						
8	1'34.238	26.851	19.229	19.280	28.878	256.5	1	2'39.366	25.519	19.639	19.759	29.425	
9	1'34.332	26.866	19.190	19.277	28.999	255.3	2	1'34.688	26.935	19.289	19.395	29.069	258.9
10	1'34.491	26.850	19.303	19.392	28.946	255.9	3	1'36.656	27.150	19.690	19.761	30.055	258.3
11	1'45.864 P	28.503	21.988	21.555	33.818	235.2	4	1'34.531	26.845	19.068	19.477	29.141	260.8
12	6'41.193	27.630	19.892	19.476	28.982	256.5	5	1'34.563	26.816	19.099	19.515	29.133	259.6
13	1'34.188	26.805	19.341	19.232	28.810	255.3	6	1'47.407	26.937	19.210	19.555	41.705	259.6
14	1'33.865	26.807	19.085	19.199	28.774	256.5	7	1'44.827 P	27.117	26.447*	20.675	30.588	259.6
15	1'33.847	26.639	19.082	19.365	28.761	256.5	8	8'40.248	33.584	20.758	19.909	37.496	
2nd 54 Fermín ALDEGUER Beta Tools SpeedUp SPA							9	1'44.246	26.890	19.264	19.328	38.764	257.1
Runs=2 Total laps=15 Full laps=12 Valid laps=10							10	1'34.261 *	26.701	19.191*	19.352	29.017	259.6
1	1'59.179	26.524	20.396	20.148	30.366	254.7	11	1'34.279	26.743	19.072	19.453	29.011	258.3
2	1'35.885	27.507	19.436	19.515	29.427	254.7	12	1'58.888	37.755	20.922	20.072	40.139	256.5
3	1'34.997	27.077	19.263	19.405	29.252	254.7	13	1'34.420	26.755	19.016	19.321	29.328	258.9
4	1'34.961	27.031	19.180	19.355	29.395	255.3	14	1'38.723 *	29.32*	20.136	19.480	29.785	256.5
5	1'34.709	27.012	19.135	19.403	29.159	254.1	5th 35 Somkiat CHANTRA IDEMITSU Honda Tea THA						
6	1'44.452	27.079	19.205	23.001	35.167	254.1	Runs=2 Total laps=14 Full laps=11 Valid laps=10						
7	1'34.614	26.919	19.250	19.329	29.116	255.9	1	2'51.778	29.173	20.759	20.167	29.736	
8	1'34.434	26.799	19.133	19.299	29.203	255.9	2	1'34.496	26.950	19.309	19.323	28.914	257.1
9	1'35.117 P	26.860	19.130	19.377	29.750	255.3	3	1'35.414	26.843	19.508	19.628	29.435	256.5
10	8'34.312	29.119	20.540	19.953	29.956	255.3	4	1'42.632	30.330	21.205	21.851	29.246	259.6
11	1'37.256 *	27.040	19.247*	20.586	30.383	255.3	5	1'34.317	26.758	19.275	19.429	28.855	261.5
12	1'34.149	26.786	18.942	19.410	29.011	256.5	6	1'34.689	26.737	19.218	19.582	29.152	260.2
13	1'42.347	26.864	18.996	24.105	32.382	255.3	7	1'34.836	26.970	19.270	19.400	29.196	260.2
14	1'33.942	26.637	19.022	19.304	28.979	257.1	8	1'37.082 P	27.459	20.391	20.167	29.065	260.8
15	1'54.607 *	32.50*	26.759*	21.863	33.478	256.5	9	8'25.669	28.328	21.205	20.487	29.722	
3rd 37 Pedro ACOSTA Red Bull KTM Ajo SPA							10	1'36.109 *	26.870	20.028*	19.901	29.310	257.1
Runs=2 Total laps=14 Full laps=11 Valid laps=9							11	1'35.492	26.716	19.208	19.386	30.182	257.7
1	2'26.554	27.656	20.392	20.462	30.353	258.9	12	1'34.815	26.907	19.269	19.466	29.173	258.9
2	1'35.098	27.099	19.353	19.427	29.219	260.2	13	1'41.535	29.865	22.342	19.923	29.405	258.9
3	1'34.562	26.760	19.349	19.378	29.075	260.2	14	1'34.797	26.741	19.218	19.464	29.374	258.3
4	1'34.864	26.860	19.339	19.477	29.188	260.2	6th 22 Sam LOWES Elf Marc VDS Racing GBR						
5	1'34.453	26.849	19.333	19.319	28.952	260.2	Runs=2 Total laps=16 Full laps=13 Valid laps=10						
6	1'34.111	26.726	19.208	19.259	28.918	260.8	1	2'56.927	29.289	20.875	20.591	30.248	
7	1'37.101 P	26.683	19.202	19.338	31.878	260.8	2	1'36.050	27.371	19.681	19.589	29.409	255.9
8	8'31.479	26.986	20.493	19.937	29.150	255.9	3	1'35.136	27.090	19.333	19.430	29.283	255.9

Fastest Lap: Aron CANET Pons Wegow Los40 SPA **1'33.847** 26.639 19.082 19.365 28.761

These data/results cannot be reproduced, stored and/or transmitted in whole or in part by any manner of electronic, mechanical, photocopying, recording, broadcasting or otherwise now known or herein after developed without the previous express consent by the copyright owner, except for reproduction in daily press and regular printed publications on sale to the public within 60 days of the event related to those data/results and always provided that copyright symbol appears together as follows below.
 © DORNA, 2023



Practice Nr. 3

Moto2

Lap	Lap Time	T1	T2	T3	T4	Speed	Lap	Lap Time	T1	T2	T3	T4	Speed
4	1'39.994	26.991	21.162	21.519	30.322	255.9	8	8'46.587	26.273	20.345	20.190	29.896	
5	1'34.973	27.020	19.381	19.371	29.201	256.5	9	1'38.032	27.063	19.384	20.332	31.253	257.1
6	1'34.668	26.834	19.245	19.475	29.114	256.5	10	1'34.398 *	26.770	19.220*	19.411	28.997	262.7
7	1'34.626	26.835	19.310	19.376	29.105	257.7	11	1'34.699	26.838	19.160	19.540	29.161	260.2
8	1'34.795	27.066	19.167	19.502	29.060	257.1	12	1'58.412	37.084	20.998	20.119	40.211	258.9
9	1'34.814 P	26.931	19.161	19.377	29.345	256.5	13	1'34.377	26.816	19.070	19.480	29.011	259.6
10	5'59.475	28.367	20.645	20.957	30.656		14	1'37.959 *	28.00*	20.408	19.791	29.760	259.6
11	1'34.342	27.018	19.135	19.247	28.942	253.5							
12	1'34.307 *	26.815	19.089*	19.335	29.068	255.3							
13	1'34.392	26.745	19.217	19.387	29.043	256.5							
14	1'42.728 *	26.809	24.405*	21.765	29.749	257.7							
15	1'34.745	26.779	19.138	19.487	29.341	257.1							
16	1'35.408 *	26.76*	19.226	19.855	29.563	257.1							

7th 84 Zonta VD GOORBE Fieten Olie Racing GP NED

Runs=2 Total laps=14 Full laps=11 Valid laps=9

1	2'29.877	29.437	20.719	20.998	34.536	
2	1'37.091	27.591	19.727	19.713	30.060	258.3
3	1'37.168	27.710	19.671	19.648	30.139	249.4
4	1'35.411	27.208	19.447	19.445	29.311	252.9
5	1'34.699	26.859	19.283	19.365	29.192	258.3
6	1'44.446	29.130	20.207	20.166	34.943	258.9
7	1'42.976 *	26.908	20.456*	24.681	30.931	257.7
8	1'38.161 P	26.892	19.274	19.466	32.529	258.9
9	8'32.057	27.247	21.315	20.406	30.273	
10	1'36.065 *	26.862	19.597*	19.889	29.717	258.3
11	1'34.679	26.862	19.233	19.289	29.295	258.9
12	1'36.699	27.136	19.293	20.723	29.547	258.9
13	1'34.371	26.725	19.181	19.300	29.165	257.7
14	1'41.285	26.811	19.196	19.418	35.860	257.1

8th 16 Joe ROBERTS Italtrans Racing Team USA

Runs=2 Total laps=13 Full laps=10 Valid laps=10

1	2'36.966	28.592	20.987	20.609	30.657	
2	1'36.713	27.677	19.654	19.720	29.662	254.1
3	1'35.796	27.367	19.490	19.574	29.365	254.7
4	1'42.762	28.688	19.475	24.755	29.844	255.3
5	1'36.852	27.682	19.736	19.817	29.617	254.7
6	1'37.703 P	27.134	19.456*	19.752	31.361	255.9
7	9'52.949	27.676	20.259	20.003	29.722	
8	1'35.070	27.166	19.129	19.536	29.239	252.9
9	1'34.541	26.981	19.012	19.388	29.160	255.3
10	1'34.606	26.986	19.114	19.401	29.105	254.1
11	1'35.190	27.081	19.383	19.578	29.148	254.1
12	1'34.641	26.982	18.985	19.402	29.272	255.3
13	1'34.373	26.897	19.062	19.412	29.002	255.3

9th 14 Tony ARBOLINO Elf Marc VDS Racing ITA

Runs=2 Total laps=14 Full laps=11 Valid laps=8

1	2'40.062	25.737	19.653	19.903	29.531	
2	1'36.332	26.978	19.350	20.267	29.737	260.2
3	1'36.692	27.200	19.604	20.298	29.590	258.9
4	1'34.831	26.960	19.239	19.476	29.156	258.9
5	1'34.758	26.857	19.235	19.509	29.157	260.2
6	1'44.972 *	26.937	20.192*	20.202	37.641	259.6
7	1'44.641 P	27.172	19.239	19.596	38.634	260.8

10th 24 Marcos RAMIREZ OnlyFans American R SPA

Runs=2 Total laps=16 Full laps=13 Valid laps=11

1	1'47.352	27.521	21.242	22.267	30.641	
2	1'36.479	27.487	19.844	19.674	29.474	254.7
3	1'35.231	27.125	19.506	19.458	29.142	256.5
4	1'35.222	27.105	19.434	19.574	29.109	257.1
5	1'34.968	27.066	19.264	19.556	29.082	256.5
6	1'35.066	26.971	19.232	19.629	29.234	255.9
7	1'44.762	29.326	21.547	24.039	29.850	256.5
8	1'34.736	27.026	19.290	19.454	28.966	256.5
9	1'37.451	26.949	19.308	21.551	29.643	255.9
10	1'39.329 P	27.705	20.671	20.423	30.530	255.9
11	6'40.069	26.904	19.983	19.881	29.783	
12	1'35.079 *	27.061	19.365*	19.512	29.141	256.5
13	1'34.434	26.840	19.096	19.457	29.041	255.9
14	1'50.780	34.036	21.916	23.062	31.766	257.1
15	1'34.522	26.863	19.168	19.429	29.062	257.7
16	1'38.629 *	26.79*	19.361	21.549	30.927	258.3

11th 75 Albert ARENAS Red Bull KTM Ajo SPA

Runs=2 Total laps=14 Full laps=11 Valid laps=7

1	2'27.559	26.340	20.417	20.245	30.437	
2	1'36.516 *	27.586	19.623*	19.670	29.637	255.9
3	1'35.460 *	27.103	19.401*	19.594	29.362	256.5
4	1'35.015	26.939	19.390	19.466	29.220	255.9
5	1'34.463	26.867	19.151	19.438	29.007	257.1
6	1'35.374	26.986	19.344	19.651	29.393	257.1
7	1'35.820 P	27.125	19.436	19.475	29.784	255.9
8	9'07.123	32.893	20.273	19.951	39.713	
9	1'42.014	26.852	19.848	19.664	35.650	254.7
10	1'35.313 *	26.937	19.440*	19.752	29.184	255.9
11	1'35.243	26.917	19.397	19.643	29.286	254.7
12	1'43.853	32.681	21.794	20.052	29.326	255.9
13	1'35.483	27.184	19.497	19.608	29.194	255.9
14	1'41.437 *	27.07*	24.960*	19.816	29.584	255.3

12th 11 Sergio GARCIA Pons Wegow Los40 SPA

Runs=2 Total laps=15 Full laps=12 Valid laps=12

1	2'15.981	27.051	20.304	20.057	33.823	
2	1'36.886	27.688	19.724	19.713	29.761	255.9
3	1'36.097	27.245	19.547	19.640	29.665	257.7
4	1'35.922	27.047	19.584	19.718	29.573	257.7
5	1'35.511	27.024	19.358	19.463	29.666	257.1
6	1'35.233	26.976	19.642	19.335	29.280	256.5
7	1'35.129	26.986	19.433	19.442	29.268	257.1
8	1'39.014 P	27.781	20.394	20.686	30.153	258.3
9	6'59.055	25.449	19.552	19.748	29.260	
10	1'34.604	26.949	19.205	19.348	29.102	257.7

Fastest Lap: Aron CANET Pons Wegow Los40 SPA **1'33.847** 26.639 19.082 19.365 28.761

These data/results cannot be reproduced, stored and/or transmitted in whole or in part by any manner of electronic, mechanical, photocopying, recording, broadcasting or otherwise now known or herein after developed without the previous express consent by the copyright owner, except for reproduction in daily press and regular printed publications on sale to the public within 60 days of the event related to those data/results and always provided that copyright symbol appears together as follows below.
© DORNA, 2023

Practice Nr. 3

Moto2

Lap	Lap Time	T1	T2	T3	T4	Speed	Lap	Lap Time	T1	T2	T3	T4	Speed
11	1'34.484	26.748	19.145	19.524	29.067	256.5	14	1'41.956	27.063	22.033	23.641	29.219	255.9
12	1'34.831	26.700	19.316	19.392	29.423	257.1	15	1'34.582	26.783	19.136	19.517	29.146	257.1
13	1'39.214	31.306	19.302	19.452	29.154	208.4	16	1'52.147 P	28.79*	27.199	22.065	34.084	257.1
14	1'34.485	26.826	19.294	19.288	29.077	258.9	16th 28 Izan GUEVARA Inde GASGAS Aspar SPA Runs=2 Total laps=14 Full laps=10 Valid laps=8						
15	1'34.589	26.697	19.259	19.372	29.261	258.9	1	2'45.510	26.635	20.475	20.065	30.129	
13th 12 Filip SALAC QJMOTOR Gresini M CZE Runs=2 Total laps=13 Full laps=10 Valid laps=6							2	1'35.976	27.216	19.726	19.560	29.474	257.7
1	2'26.769	28.280	20.274	21.266	30.243		3	1'35.627	26.857	19.611	19.565	29.594	260.8
2	1'35.071	27.112	19.420	19.455	29.084	257.1	4	1'35.183	26.818	19.531	19.442	29.392	259.6
3	1'34.691	26.868	19.321	19.516	28.986	260.2	5	1'38.889 *	26.909	21.480*	20.221	30.279	258.3
4	1'34.695	26.891	19.434	19.387	28.983	259.6	6	1'34.890	26.814	19.454	19.426	29.196	259.6
5	1'34.564	26.850	19.341	19.441	28.932	257.1	7	1'44.427	34.737	20.173	19.805	29.712	258.9
6	1'47.701 P	36.745	20.698	20.205	30.053	258.9	8	1'36.381 P	26.831	19.446	20.349	29.755	260.2
7	10'30.100	34.740	21.344	23.473	43.461		9	9'18.931	27.363	20.165	19.846	29.678	
8	1'50.934 *	27.016	20.091*	25.712	38.115	255.3	10	1'34.974 *	26.841	19.364*	19.639	29.130	257.7
9	1'44.254 *	26.812	22.294*	24.709	30.439	255.9	11	1'34.587	26.718	19.281	19.353	29.235	258.3
10	1'39.234 *	26.774	20.901*	20.963	30.596	257.7	12	1'38.758	26.804	19.359	21.354	31.241	258.9
11	1'42.276	26.820	20.417	22.007	33.032	257.1	13	1'38.039	26.844	19.270	19.454	32.471	258.3
12	1'34.599	26.660	19.310	19.478	29.151	257.1	14	1'45.810 P	28.79*	22.418	22.880	31.720	258.9
13	1'41.882 *	26.89*	19.383	22.179	33.425	256.5	17th 7 Barry BALTUS Fieten Olie Racing GP BEL Runs=2 Total laps=15 Full laps=12 Valid laps=11						
14th 71 Dennis FOGGIA Italtrans Racing Team ITA Runs=2 Total laps=16 Full laps=13 Valid laps=8							1	2'27.855	28.792	20.701	20.599	32.731	
1	2'27.332	29.234	20.401	21.210	30.487		2	1'36.466	27.491	19.563	19.651	29.761	256.5
2	1'36.610	27.498	19.811	19.653	29.648	258.3	3	1'35.735	27.162	19.333	19.663	29.577	256.5
3	1'35.937 *	27.092	19.535*	19.770	29.540	258.3	4	1'35.563	27.242	19.408	19.552	29.361	257.1
4	1'35.545	27.186	19.588	19.458	29.313	257.7	5	1'35.311	27.017	19.413	19.633	29.248	256.5
5	1'35.247 *	26.973	19.451*	19.499	29.324	258.9	6	1'35.527	26.950	19.366	19.914	29.297	256.5
6	1'35.386	26.916	19.435	19.701	29.334	259.6	7	1'35.080	27.045	19.294	19.516	29.225	255.3
7	1'35.100	26.976	19.361	19.438	29.325	258.9	8	1'35.033	26.967	19.289	19.526	29.251	254.7
8	1'34.973	26.852	19.315	19.457	29.349	256.5	9	1'37.232 P	27.918	20.548	20.155	28.611	255.9
9	1'39.298 P	29.199	20.069	20.711	29.319	257.1	10	6'58.654	30.366	22.190	24.584	34.063	
10	5'48.747	29.699	21.347	23.544	43.762		11	1'37.096	26.950	19.510	19.851	30.785	253.5
11	1'53.658	27.045	19.767	23.420	43.426	256.5	12	1'34.608	26.887	19.255	19.397	29.069	255.9
12	1'38.580 *	26.922	19.366*	19.399	32.893	260.8	13	1'35.335 *	27.125	19.423*	19.484	29.303	255.9
13	1'34.575	26.813	19.261	19.376	29.125	258.9	14	1'35.152	26.780	19.301	19.826	29.245	255.9
14	1'57.087	34.571	20.823	21.258	40.435	260.2	15	1'38.022	26.888	19.481	19.507	32.146	254.7
15	1'35.364 *	26.766	19.348*	19.477	29.773	259.6	18th 79 Ai OGURA IDEMITSU Honda Tea JPN Runs=2 Total laps=8 Full laps=5 Valid laps=5						
16	1'57.188 *	28.69*	29.056	23.649	35.792	258.3	1	2'44.756	27.346	20.465	20.318	30.706	
15th 21 Alonso LOPEZ Beta Tools SpeedUp SPA Runs=2 Total laps=16 Full laps=12 Valid laps=11							2	1'35.911	27.291	19.563	19.630	29.427	257.1
1	2'01.902 *	26.299	20.488*	20.139	29.836		3	1'34.767	26.747	19.313	19.500	29.207	259.6
2	1'35.981	27.348	19.489	19.657	29.487	257.1	4	1'34.936	26.789	19.324	19.462	29.361	260.2
3	1'35.663	27.075	19.337	19.923	29.328	257.7	5	1'34.740	26.698	19.356	19.452	29.234	260.2
4	1'40.828 *	27.298	19.482*	19.747	34.301	257.1	6	1'35.680	26.893	19.777	19.572	29.438	260.8
5	1'38.180	27.102	19.670	19.726	31.682	256.5	7	1'50.785 P	26.821	23.015*	28.587	32.362	258.3
6	1'35.357	27.029	19.352	19.683	29.293	255.9	8	9'40.426	38.304	21.603	20.341	30.014	
7	1'38.654	27.167	21.114	19.994	30.379	256.5	unfinished	26.879				255.3	
8	1'35.300	27.076	19.281	19.656	29.287	256.5	19th 15 Darryn BINDER Liqui Moly Husqvarna RSA Runs=2 Total laps=14 Full laps=11 Valid laps=8						
9	1'40.384	28.907	21.638	19.564	30.275	255.9	1	2'28.529	26.802	20.709	20.403	30.243	
10	1'34.628	26.870	19.176	19.490	29.092	256.5	2	1'36.535 *	27.384	19.626*	19.853	29.672	255.3
11	1'42.159 P	28.643	21.696	20.793	31.027	248.8	3	1'35.588	27.080	19.514	19.670	29.324	258.9
12	6'08.294 *	28.555	21.163*	21.463	36.440								
13	1'35.668	27.022	19.247	19.694	29.705	252.9							

Fastest Lap: Aron CANET Pons Wegow Los40 SPA 1'33.847 26.639 19.082 19.365 28.761

These data/results cannot be reproduced, stored and/or transmitted in whole or in part by any manner of electronic, mechanical, photocopying, recording, broadcasting or otherwise now known or herein after developed without the previous express consent by the copyright owner, except for reproduction in daily press and regular printed publications on sale to the public within 60 days of the event related to those data/results and always provided that copyright symbol appears together as follows below.
© DORNA, 2023

Practice Nr. 3

Moto2

Lap	Lap Time	T1	T2	T3	T4	Speed	Lap	Lap Time	T1	T2	T3	T4	Speed
4	1'35.119	26.879	19.429	19.572	29.239	260.8	13	1'37.358	27.301	19.484	19.669	30.904	255.3
5	1'36.349	27.158	19.774	19.971	29.446	261.5	14	2'08.505 P	41.52*	25.085	23.884	38.011	193.8
6	1'35.297	26.940	19.375	19.685	29.297	259.6	23rd 3 Lukas TULOVIC Liqui Moly Husqvarna GER						
7	1'35.746	26.907	19.407	19.963	29.469	258.3	Runs=2 Total laps=13 Full laps=10 Valid laps=10						
8	1'36.197 P	27.166	19.509	19.975	29.547	255.3	1	1'45.286	26.873	20.724	20.435	30.184	
9	9'19.128	26.692	19.826	19.930	30.968		2	1'40.592	27.781	19.872	22.631	30.308	252.3
10	1'38.665 *	26.943	19.423*	19.562	32.737	258.3	3	1'36.285	27.360	19.615	19.624	29.686	256.5
11	1'34.761	26.928	19.375	19.408	29.050	258.9	4	1'35.839	27.416	19.595	19.500	29.328	255.9
12	1'52.953	33.147	20.815	22.770	36.221	258.9	5	1'35.345	27.167	19.555	19.426	29.197	255.9
13	1'40.240	27.175	19.414	19.490	34.161	260.2	6	1'35.178	27.016	19.391	19.587	29.184	254.1
14	1'39.096 *	27.93*	20.951	20.106	30.105	259.6	7	1'39.041	27.371	21.016	20.440	30.214	256.5
20th 64 Bo BENDSNEYDER Pertamina Mandalika NED							8	1'38.973 P	26.934	19.232	19.567	33.240	256.5
Runs=2 Total laps=11 Full laps=8 Valid laps=7							9	10'32.390	26.504	19.840	20.598	29.411	
1	2'27.029	29.741	20.607	21.020	30.865		10	1'35.601	27.131	19.409	19.660	29.401	255.3
2	1'36.223	27.496	19.681	19.586	29.460	255.3	11	1'41.776	29.907	19.482	19.661	32.726	198.5
3	1'35.417	27.093	19.478	19.483	29.363	255.3	12	1'39.599	27.327	19.958	22.261	30.053	256.5
4	1'35.105	27.003	19.508	19.431	29.163	254.1	13	1'35.009	26.896	19.325	19.427	29.361	257.1
5	1'34.902	26.830	19.414	19.504	29.154	251.1	24th 52 Jeremy ALCOBA QJMOTOR Gresini M SPA						
6	1'36.621	26.982	19.561	20.184	29.894	250.5	Runs=2 Total laps=14 Full laps=11 Valid laps=7						
7	1'35.175	27.029	19.348	19.393	29.405	253.5	1	2'40.885	31.195	21.893	23.364	32.463	
8	1'40.731 P	26.979	19.295	19.464	34.993	252.3	2	1'36.670	27.559	19.675	19.764	29.672	253.5
9	8'01.317	28.894	21.032	19.781	33.290		3	1'36.101 *	27.218	19.858*	19.611	29.414	257.7
10	1'40.507	27.096	19.318	20.044	34.049	252.9	4	1'35.446	27.144	19.391	19.606	29.305	256.5
11	1'35.003 *	26.862	19.383*	19.589	29.169	254.1	5	1'35.630	27.089	19.442	19.677	29.422	257.1
21st 96 Jake DIXON Inde GASGAS Aspar GBR							6	1'37.326 *	27.135	20.793*	19.694	29.704	256.5
Runs=2 Total laps=13 Full laps=9 Valid laps=6							7	1'40.809	27.053	19.376	21.991	32.389	256.5
1	2'41.218	27.812	20.374	23.481	29.704		8	1'37.908 P	27.087	19.331*	19.716	31.774	256.5
2	1'36.049	27.354	19.667	19.806	29.222	256.5	9	8'30.535	31.887	21.198	20.511	29.876	
3	1'35.113	26.908	19.244	19.788	29.173	255.3	10	1'36.133 *	27.054	19.731*	19.851	29.497	255.3
4	1'34.920	27.025	19.220	19.460	29.215	254.7	11	1'35.472	26.939	19.185	19.482	29.866	257.1
5	1'36.874 *	27.073	20.787*	19.800	29.214	255.9	12	1'35.335	27.229	19.297	19.563	29.246	256.5
6	1'37.177 *	26.880	20.995*	19.816	29.486	254.7	13	1'36.295 *	26.979	19.281*	20.738	29.297	257.1
7	1'39.389	26.912	19.279	22.279	30.919	254.7	14	1'35.072	27.030	19.250	19.522	29.270	255.9
8	1'41.673 P	30.929	21.509	19.854	29.381	252.9	25th 67 Alberto SURRA Forward Team ITA						
9	10'48.212 *	27.825	20.509*	20.115	30.734		Runs=2 Total laps=14 Full laps=11 Valid laps=8						
10	1'34.529 *	26.930	19.220*	19.336	29.043	254.1	1	1'59.329	27.908	20.440	20.121	30.330	
11	1'45.423	26.722	19.499	19.459	39.743	255.3	2	1'35.968	27.601	19.563	19.455	29.349	258.3
12	1'40.445	26.772	19.050	21.829	32.794	255.9	3	1'35.524	27.167	19.523	19.494	29.340	258.3
13	1'42.576 P	27.92*	23.093	21.743	29.814	255.9	4	1'35.842	27.078	19.702	19.572	29.490	258.3
22nd 17 Alex ESCRIG Forward Team SPA							5	1'37.829 *	27.087	19.651*	21.673	29.418	257.1
Runs=2 Total laps=14 Full laps=10 Valid laps=7							6	1'35.520	27.136	19.630	19.454	29.300	258.3
1	1'59.937	32.892	21.308	21.574	30.413		7	1'37.275 P	27.465	19.797	19.568	30.445	256.5
2	1'36.374	27.595	19.660	19.572	29.547	260.8	8	9'41.781	27.675	20.447	20.131	29.886	
3	1'36.268	27.317	19.652	19.878	29.421	257.7	9	1'38.389	27.091	19.331	20.533	31.434	257.7
4	1'35.916 *	27.169	19.430*	19.992	29.325	260.2	10	1'35.023 *	27.055	19.450*	19.343	29.175	258.9
5	1'35.569	27.178	19.556	19.450	29.385	259.6	11	1'35.138	26.898	19.489	19.466	29.285	258.9
6	1'35.400 *	27.048	19.390*	19.422	29.540	257.7	12	1'57.082	35.980	20.745	20.026	40.331	258.9
7	1'47.433 P	31.929	19.849	19.980	35.675	257.1	13	1'39.648	27.496	19.504	19.519	33.129	258.9
8	9'32.787 *	25.976	20.118*	19.768	29.616		14	1'40.095 *	29.43*	21.026	19.923	29.712	257.7
9	1'37.070	27.274	19.328	19.949	30.519	258.3	26th 43 Lorenzo BALDASSA Fantic Racing ITA						
10	1'35.066 *	27.184	19.214*	19.340	29.328	259.6	Runs=2 Total laps=14 Full laps=11 Valid laps=9						
11	1'34.985	27.059	19.243	19.369	29.314	258.9	1	2'01.802	27.732	20.791	20.354	30.355	
12	1'58.274	37.091	20.562	20.253	40.368	258.3							

Fastest Lap: Aron CANET Pons Wegow Los40 SPA **1'33.847** 26.639 19.082 19.365 28.761

These data/results cannot be reproduced, stored and/or transmitted in whole or in part by any manner of electronic, mechanical, photocopying, recording, broadcasting or otherwise now known or herein after developed without the previous express consent by the copyright owner, except for reproduction in daily press and regular printed publications on sale to the public within 60 days of the event related to those data/results and always provided that copyright symbol appears together as follows below.
© DORNA, 2023

Practice Nr. 3

Moto2

Lap	Lap Time	T1	T2	T3	T4	Speed	Lap	Lap Time	T1	T2	T3	T4	Speed
2	1'36.284	27.647	19.505	19.676	29.456	253.5	5	1'42.073	28.819	20.109	19.804	33.341	255.3
3	1'36.061	27.336	19.609	19.677	29.439	254.1	6	1'36.104	27.275	19.751	19.600	29.478	255.3
4	1'50.896	27.371	19.778	25.197	38.550	255.9	7	1'40.462 P	28.432	21.306*	20.456	30.268	254.1
5	1'36.044	27.140	19.566	19.614	29.724	256.5	8	10'22.794 *	29.424	20.951*	19.792	29.795	
6	1'36.376	27.321	19.664	19.683	29.708	253.5	9	1'35.777	26.974	19.648	19.646	29.509	257.1
7	1'52.569 P	30.483	22.193	20.058	39.835	253.5	10	1'50.109	36.187	24.871	19.866	29.185	252.3
8	8'57.426	32.242	20.206	19.914	39.741		11	1'41.629	27.144	19.663	19.602	35.220	254.1
9	1'42.107	27.135	19.534	19.659	35.779	255.9	12	1'35.651	26.980	19.764	19.651	29.256	257.1
10	1'35.457 *	27.093	19.413*	19.544	29.407	255.3							
11	1'35.259	27.008	19.372	19.592	29.287	254.7							
12	1'45.083	30.048	21.803	23.575	29.657	254.1							
13	1'35.221	27.048	19.293	19.550	29.330	255.9							
14	1'46.534 *	28.71*	26.523	21.241	30.060	254.1							

27th 33 Rory SKINNER OnlyFans American R GBR
Runs=2 Total laps=16 Full laps=13 Valid laps=10

1	1'55.462	28.459	20.895	20.203	30.365	
2	1'41.640	27.793	19.818	19.661	34.368	250.0
3	1'36.260	27.589	19.613	19.651	29.407	253.5
4	1'36.065	27.338	19.490	19.693	29.544	253.5
5	1'36.021	27.223	19.596	19.600	29.602	252.9
6	1'36.369	27.474	19.536	19.775	29.584	254.1
7	1'35.678	27.318	19.475	19.516	29.369	252.9
8	1'35.614	27.207	19.502	19.608	29.297	252.3
9	1'41.966 P	30.721	20.690	20.273	30.282	253.5
10	6'43.153	32.428	22.832	21.197	30.552	
11	1'39.076	27.882	19.917	21.780	29.497	249.4
12	1'35.795 *	27.160	19.746*	19.506	29.383	252.9
13	1'35.449 *	27.126	19.515*	19.545	29.263	253.5
14	1'39.935	27.058	19.397	19.526	33.954	252.9
15	1'35.314	27.080	19.364	19.558	29.312	254.7
16	1'41.498 *	28.53*	21.142	21.740	30.078	254.7

28th 23 Taiga HADA Pertamina Mandalika JPN
Runs=2 Total laps=14 Full laps=11 Valid laps=9

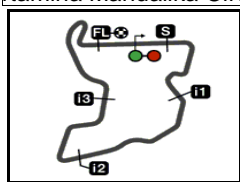
1	1'59.518	27.938	20.696	22.442	31.519	
2	1'36.636	27.570	19.813	19.666	29.587	255.3
3	1'35.895	27.218	19.839	19.564	29.274	257.7
4	1'36.901	27.271	19.890	20.133	29.607	257.7
5	1'35.861	27.188	19.828	19.552	29.293	257.1
6	1'35.490	27.085	19.589	19.521	29.295	258.9
7	1'38.326 P	27.269	19.909	19.886	31.262	258.3
8	10'02.924	33.788	21.364	19.816	32.068	
9	1'36.432	27.235	19.788	19.564	29.845	252.9
10	1'35.456 *	27.046	19.605*	19.436	29.369	255.9
11	1'35.748	27.041	19.754	19.579	29.374	256.5
12	1'36.861	27.041	19.691	19.565	30.564	257.1
13	1'36.591	26.992	19.682	19.654	30.263	257.1
14	1'36.895 *	27.20*	20.225	19.812	29.656	255.9

29th 5 Kohta NOZANE Correos Prepagó Yam JPN
Runs=2 Total laps=12 Full laps=9 Valid laps=7

1	2'00.340	29.396	21.153	22.114	32.873	
2	1'36.821	27.721	19.989	19.578	29.533	255.9
3	1'37.223 *	28.518	19.788*	19.573	29.344	206.1
4	1'36.330 *	27.395	19.790*	19.604	29.541	257.1

Fastest Lap:	Aron CANET	Pons Weqow Los40	SPA	1'33.847	26.639	19.082	19.365	28.761
---------------------	------------	------------------	-----	-----------------	--------	--------	--------	--------

These data/results cannot be reproduced, stored and/or transmitted in whole or in part by any manner of electronic, mechanical, photocopying, recording, broadcasting or otherwise now known or herein after developed without the previous express consent by the copyright owner, except for reproduction in daily press and regular printed publications on sale to the public within 60 days of the event related to those data/results and always provided that copyright symbol appears together as follows below.
© DORNA, 2023



4301 m.

PERTAMINA GRAND PRIX OF INDONESIA

Practice Nr. 3

Best Partial Times

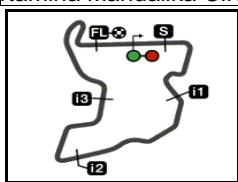
Moto2™

IT Ideal Lap Time, sum of the best partial times

BT Best Lap Time

T1		T2		T3		T4				IT		BT	
Pos	Rider	Time	Rider	Time	Rider	Time	Rider	Time	Pos	Rider	IT	BT	
1	F.ALDEGUER	26.637	F.ALDEGUER	18.942	A.CANET	19.199	A.CANET	28.761	1	A.CANET	1'33.681	1'33.847	(1)
2	A.CANET	26.639	J.ROBERTS	18.985	S.LOWES	19.247	S.CHANTRA	28.855	2	F.ALDEGUER	1'33.857	1'33.942	(2)
3	P.ACOSTA	26.647	M.GONZALEZ	19.016	P.ACOSTA	19.259	P.ACOSTA	28.884	3	P.ACOSTA	1'33.876	1'33.970	(3)
4	F.SALAC	26.660	J.DIXON	19.050	S.GARCIA	19.288	F.SALAC	28.932	4	M.GONZALEZ	1'34.049	1'34.279	(4)
5	S.GARCIA	26.697	T.ARBOLINO	19.070	Z.VD GOORBER	19.289	S.LOWES	28.942	5	S.LOWES	1'34.069	1'34.342	(6)
6	A.OGURA	26.698	A.CANET	19.082	F.ALDEGUER	19.299	M.RAMIREZ	28.966	6	S.CHANTRA	1'34.102	1'34.317	(5)
7	M.GONZALEZ	26.701	P.ACOSTA	19.086	M.GONZALEZ	19.321	F.ALDEGUER	28.979	7	J.DIXON	1'34.151	1'34.920	(21)
8	S.CHANTRA	26.716	M.RAMIREZ	19.096	S.CHANTRA	19.323	T.ARBOLINO	28.997	8	S.GARCIA	1'34.197	1'34.484	(12)
9	I.GUEVARA	26.718	S.LOWES	19.135	J.DIXON	19.336	J.ROBERTS	29.002	9	T.ARBOLINO	1'34.248	1'34.377	(9)
10	J.DIXON	26.722	A.LOPEZ	19.136	A.ESCRIG	19.340	A.ARENAS	29.007	10	J.ROBERTS	1'34.272	1'34.373	(8)
11	Z.VD GOORBER	26.725	S.GARCIA	19.145	A.SURRA	19.343	M.GONZALEZ	29.011	11	F.SALAC	1'34.289	1'34.564	(13)
12	S.LOWES	26.745	A.ARENAS	19.151	I.GUEVARA	19.353	J.DIXON	29.043	12	M.RAMIREZ	1'34.331	1'34.434	(10)
13	D.FOGGIA	26.766	Z.VD GOORBER	19.181	D.FOGGIA	19.376	D.BINDER	29.050	13	Z.VD GOORBE	1'34.360	1'34.371	(7)
14	T.ARBOLINO	26.770	J.ALCOBA	19.185	F.SALAC	19.387	S.GARCIA	29.067	14	A.ARENAS	1'34.448	1'34.463	(11)
15	B.BALTUS	26.780	S.CHANTRA	19.208	J.ROBERTS	19.388	B.BALTUS	29.069	15	I.GUEVARA	1'34.471	1'34.587	(16)
16	A.LOPEZ	26.783	L.TULOVIC	19.232	B.BENDSNEYDE	19.393	A.LOPEZ	29.092	16	B.BALTUS	1'34.501	1'34.608	(17)
17	B.BENDSNEYDE	26.830	A.ESCRIG	19.243	B.BALTUS	19.397	D.FOGGIA	29.125	16	A.LOPEZ	1'34.501	1'34.582	(15)
18	M.RAMIREZ	26.840	B.BALTUS	19.255	D.BINDER	19.408	I.GUEVARA	29.130	18	D.FOGGIA	1'34.528	1'34.575	(14)
19	A.ARENAS	26.852	D.FOGGIA	19.261	T.ARBOLINO	19.411	B.BENDSNEYDE	29.154	19	A.OGURA	1'34.670	1'34.740	(18)
20	D.BINDER	26.879	I.GUEVARA	19.270	L.TULOVIC	19.426	Z.VD GOORBER	29.165	20	B.BENDSNEY	1'34.672	1'34.902	(20)
21	L.TULOVIC	26.896	L.BALDASSARRI	19.293	M.RAMIREZ	19.429	A.SURRA	29.175	21	D.BINDER	1'34.712	1'34.761	(19)
22	J.ROBERTS	26.897	B.BENDSNEYDE	19.295	T.HADA	19.436	L.TULOVIC	29.184	22	L.TULOVIC	1'34.738	1'35.009	(23)
23	A.SURRA	26.898	F.SALAC	19.310	A.ARENAS	19.438	K.NOZANE	29.185	23	A.SURRA	1'34.747	1'35.138	(25)
24	J.ALCOBA	26.939	A.OGURA	19.313	A.OGURA	19.452	A.OGURA	29.207	24	J.ALCOBA	1'34.852	1'35.072	(24)

These data/results cannot be reproduced, stored and/or transmitted in whole or in part by any manner of electronic, mechanical, photocopying, recording, broadcasting or otherwise now known or herein after developed without the previous express consent by the copyright owner, except for reproduction in daily press and regular printed publications on sale to the public within 60 days of the event related to those data/results and always provided that copyright symbol appears together as follows below.
© DORNA, 2023



4301 m.

PERTAMINA GRAND PRIX OF INDONESIA

Practice Nr. 3

Best Partial Times

IT Ideal Lap Time, sum of the best partial times

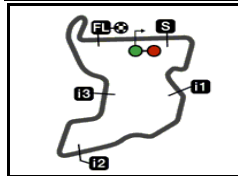
BT Best Lap Time

T1		T2		T3		T4				<i>IT</i>	<i>BT</i>	
<i>Pos</i>	<i>Rider</i>	<i>Time</i>	<i>Rider</i>	<i>Time</i>	<i>Rider</i>	<i>Time</i>	<i>Rider</i>	<i>Time</i>	<i>Pos</i>	<i>Rider</i>		
25	K.NOZANE	26.974	A.SURRA	19.331	J.ALCOBA	19.482	J.ALCOBA	29.246	25	A.ESCRIG	1'34.945	1'34.985 (22)
26	T.HADA	26.992	R.SKINNER	19.364	A.LOPEZ	19.490	R.SKINNER	29.263	26	L.BALDASSAR	1'35.132	1'35.221 (26)
27	L.BALDASSARRI	27.008	D.BINDER	19.375	R.SKINNER	19.506	T.HADA	29.274	27	R.SKINNER	1'35.191	1'35.314 (27)
28	A.ESCRIG	27.048	T.HADA	19.589	L.BALDASSARRI	19.544	L.BALDASSARRI	29.287	28	T.HADA	1'35.291	1'35.490 (28)
29	R.SKINNER	27.058	M.CASADEI	19.643	K.NOZANE	19.573	A.ESCRIG	29.314	29	K.NOZANE	1'35.380	1'35.651 (29)
30	M.CASADEI	27.172	K.NOZANE	19.648	M.CASADEI	19.577	M.CASADEI	29.511	30	M.CASADEI	1'35.903	1'35.942 (30)

These data/results cannot be reproduced, stored and/or transmitted in whole or in part by any manner of electronic, mechanical, photocopying, recording, broadcasting or otherwise now known or herein after developed without the previous express consent by the copyright owner, except for reproduction in daily press and regular printed publications on sale to the public within 60 days of the event related to those data/results and always provided that copyright symbol appears together as follows below.
© DORNA, 2023

Official MotoGP Timing by **TISSOT**
www.motogp.com






4301 m.

PERTAMINA GRAND PRIX OF INDONESIA

Practice Nr. 3

Fastest Laps Sequence

<i>Practice Time</i>	 <i>Rider</i>	<i>Nation</i>	<i>Motorcycle</i>	<i>Time</i>	<i>Km/h</i>	<i>Rider's Lap</i>
3'23.831	24 Marcos RAMIREZ	SPA	KALEX	1'36.479	160.4	2
3'35.064	54 Fermín ALDEGUER	SPA	BOSCOSCURO	1'35.885	161.4	2
4'01.652	37 Pedro ACOSTA	SPA	KALEX	1'35.098	162.8	2
4'01.840	12 Filip SALAC	CZE	KALEX	1'35.071	162.8	2
4'14.054	18 Manuel GONZALEZ	SPA	KALEX	1'34.688	163.5	2
4'26.274	35 Somkiat CHANTRA	THA	KALEX	1'34.496	163.8	2
8'45.531	37 Pedro ACOSTA	SPA	KALEX	1'34.453	163.9	5
9'18.637	35 Somkiat CHANTRA	THA	KALEX	1'34.317	164.1	5
10'19.642	37 Pedro ACOSTA	SPA	KALEX	1'34.111	164.5	6
25'13.640	37 Pedro ACOSTA	SPA	KALEX	1'33.970	164.7	11
28'45.283	40 Aron CANET	SPA	KALEX	1'33.865	164.9	14
30'19.130	40 Aron CANET	SPA	KALEX	1'33.847	164.9	15

These data/results cannot be reproduced, stored and/or transmitted in whole or in part by any manner of electronic, mechanical, photocopying, recording, broadcasting or otherwise now known or herein after developed without the previous express consent by the copyright owner, except for reproduction in daily press and regular printed publications on sale to the public within 60 days of the event related to those data/results and always provided that copyright symbol appears together as follows below.

© DORNA, 2023

Official MotoGP Timing by TISSOT
www.motogp.com

Lombok, Saturday, October 14, 2023

