


PERTAMINA GRAND PRIX OF INDONESIA

Practice Nr. 2

Classification

6

		Rider	Nation	Team	Motorcycle	Time	Lap Total	Gap	Top Speed
1	53	Deniz ÖNCÜ	TUR	Red Bull KTM Ajo	KTM	1'39.855	11 15		213.4
2	10	Diogo MOREIRA	BRA	MT Helmets - MSI	KTM	1'39.987	13 13	0.132 0.132	215.1
3	5	Jaume MASIA	SPA	Leopard Racing	HONDA	1'40.087	14 15	0.232 0.100	216.0
4	18	Matteo BERTELLE	ITA	Rivacold Snipers Team	HONDA	1'40.109	14 17	0.254 0.022	215.5
5	71	Ayumu SASAKI	JPN	Liqui Moly Husqvarna Intact GP	HUSQVARNA	1'40.209	12 13	0.354 0.100	216.8
6	96	Daniel HOLGADO	SPA	Red Bull KTM Tech3	KTM	1'40.270	18 18	0.415 0.061	215.1
7	44	David MUÑOZ	SPA	BOE Motorsports	KTM	1'40.437	4 13	0.582 0.167	215.5
8	54	Riccardo ROSSI	ITA	SIC58 Squadra Corse	HONDA	1'40.457	14 17	0.602 0.020	218.1
9	82	Stefano NEPA	ITA	Angeluss MTA Team	KTM	1'40.462	16 17	0.607 0.005	215.5
10	27	Kaito TOBA	JPN	SIC58 Squadra Corse	HONDA	1'40.612	16 16	0.757 0.150	215.5
11	6	Ryusei YAMANAKA	JPN	Gaviota GASGAS Aspar Team	GASGAS	1'40.650	12 16	0.795 0.038	215.5
12	72	Taiyo FURUSATO	JPN	Honda Team Asia	HONDA	1'40.653	15 16	0.798 0.003	217.3
13	99	José Antonio RUEDA	SPA	Red Bull KTM Ajo	KTM	1'40.754	14 15	0.899 0.101	220.4
14	48	Ivan ORTOLÁ	SPA	Angeluss MTA Team	KTM	1'40.801	14 17	0.946 0.047	214.2
15	95	Collin VEIJER	NED	Liqui Moly Husqvarna Intact GP	HUSQVARNA	1'40.811	12 13	0.956 0.010	213.4
16	66	Joel KELSO	AUS	CFMOTO Racing PruestelGP	CFMOTO	1'40.837	11 17	0.982 0.026	213.0
17	80	David ALONSO	COL	Gaviota GASGAS Aspar Team	GASGAS	1'40.920	6 13	1.065 0.083	214.2
18	31	Adrian FERNANDEZ	SPA	Leopard Racing	HONDA	1'40.929	15 16	1.074 0.009	217.3
19	70	Joshua WHATLEY	GBR	VisionTrack Racing Team	HONDA	1'41.018	16 16	1.163 0.089	216.0
20	19	Scott OGDEN	GBR	VisionTrack Racing Team	HONDA	1'41.143	13 17	1.288 0.125	217.3
21	93	Arbi ADITAMA	INA	Honda Team Asia	HONDA	1'41.229	13 15	1.374 0.086	215.1
22	64	Mario AJI	INA	Honda Team Asia	HONDA	1'41.279	11 16	1.424 0.050	213.4
23	7	Filippo FARIOLI	ITA	Red Bull KTM Tech3	KTM	1'41.362	11 13	1.507 0.083	213.0
24	9	Nicola Fabio CARRARO	ITA	Rivacold Snipers Team	HONDA	1'41.363	9 17	1.508 0.001	216.8
25	20	Lorenzo FELLON	FRA	CIP Green Power	KTM	1'41.419	9 16	1.564 0.056	217.7
26	43	Xavier ARTIGAS	SPA	CFMOTO Racing PruestelGP	CFMOTO	1'41.438	9 14	1.583 0.019	217.7
27	63	Syarifuddin AZMAN	MAL	MT Helmets - MSI	KTM	1'41.490	11 16	1.635 0.052	217.7
28	22	Ana CARRASCO	SPA	BOE Motorsports	KTM	1'41.868	15 16	2.013 0.378	213.0
29	12	Noah DETTWILER	SWI	CIP Green Power	KTM	1'42.299	16 16	2.444 0.431	216.8

Practice condition: Dry

Air: 31°

Humidity: 65%

Ground: 59°

Fastest Lap:	Lap: 11	Deniz ÖNCÜ	1'39.855	155 Km/h
Best Race Lap:	2022	Jaume MASIA	1'40.197	154.5 Km/h
All Time Lap Record:	2023	Deniz ÖNCÜ	1'39.855	155.0 Km/h

The results are provisional until the end of the limit for protest and appeals.

Time limit for protest expires 60' after publication of the results - Time:

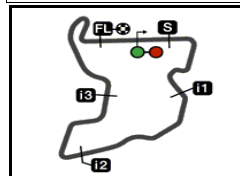
These data/results cannot be reproduced, stored and/or transmitted in whole or in part by any manner of electronic, mechanical, photocopying, recording, broadcasting or otherwise now known or herein after developed without the previous express consent by the copyright owner, except for reproduction in daily press and regular printed publications on sale to the public within 60 days of the event related to those data/results and always provided that copyright symbol appears together as follows below.

© DORNA, 2023

Official MotoGP Timing by TISSOT
www.motogp.com

Lombok, Friday, October 13, 2023






4301 m.

PERTAMINA GRAND PRIX OF INDONESIA

Practice Nr. 2

Combined Practice Times

7

		Rider	Nation	Team	MOTORCYCLE	P1	P2	Gap
1	53	D.ÖNCÜ	TUR	Red Bull KTM Ajo	KTM	1'41.391	15 1'39.855	11
2	10	D.MOREIRA	BRA	MT Helmets - MSI	KTM	1'40.590	18 1'39.987	13 0.132 0.132
3	5	J.MASIA	SPA	Leopard Racing	HONDA	1'41.900	8 1'40.087	14 0.232 0.100
4	18	M.BERTELLE	ITA	Rivacold Snipers Team	HONDA	1'41.476	16 1'40.109	14 0.254 0.022
5	71	A.SASAKI	JPN	Liqui Moly Husqvarna Intact GP	HUSQVARNA	1'41.425	15 1'40.209	12 0.354 0.100
6	96	D.HOLGADO	SPA	Red Bull KTM Tech3	KTM	1'41.011	14 1'40.270	18 0.415 0.061
7	44	D.MUÑOZ	SPA	BOE Motorsports	KTM	1'41.714	13 1'40.437	4 0.582 0.167
8	54	R.ROSSI	ITA	SIC58 Squadra Corse	HONDA	1'42.459	9 1'40.457	14 0.602 0.020
9	82	S.NEPA	ITA	Angeluss MTA Team	KTM	1'42.649	7 1'40.462	16 0.607 0.005
10	27	K.TOBA	JPN	SIC58 Squadra Corse	HONDA	1'42.439	13 1'40.612	16 0.757 0.150
11	6	R.YAMANAKA	JPN	Gaviota GASGAS Aspar Team	GASGAS	1'41.893	16 1'40.650	12 0.795 0.038
12	72	T.FURUSATO	JPN	Honda Team Asia	HONDA	1'41.868	17 1'40.653	15 0.798 0.003
13	99	J.RUEDA	SPA	Red Bull KTM Ajo	KTM	1'41.220	15 1'40.754	14 0.899 0.101
14	48	I.ORTOLÁ	SPA	Angeluss MTA Team	KTM	1'41.562	15 1'40.801	14 0.946 0.047
15	95	C.VEIJER	NED	Liqui Moly Husqvarna Intact GP	HUSQVARNA	1'42.094	18 1'40.811	12 0.956 0.010
16	66	J.KELSO	AUS	CFMOTO Racing PruestelGP	CFMOTO	1'41.366	14 1'40.837	11 0.982 0.026
17	80	D.ALONSO	COL	Gaviota GASGAS Aspar Team	GASGAS	1'41.786	10 1'40.920	6 1.065 0.083
18	31	A.FERNANDEZ	SPA	Leopard Racing	HONDA	1'41.847	11 1'40.929	15 1.074 0.009
19	70	J.WHATLEY	GBR	VisionTrack Racing Team	HONDA	1'41.929	17 1'41.018	16 1.163 0.089
20	19	S.OGDEN	GBR	VisionTrack Racing Team	HONDA	1'41.727	12 1'41.143	13 1.288 0.125
21	93	A.ADITAMA	INA	Honda Team Asia	HONDA	1'43.064	14 1'41.229	13 1.374 0.086
22	64	M.AJI	INA	Honda Team Asia	HONDA	1'42.583	15 1'41.279	11 1.424 0.050
23	7	F.FARIOLI	ITA	Red Bull KTM Tech3	KTM	1'44.189	2 1'41.362	11 1.507 0.083
24	9	N.CARRARO	ITA	Rivacold Snipers Team	HONDA	1'41.962	16 1'41.363	9 1.508 0.001
25	20	L.FELLON	FRA	CIP Green Power	KTM	1'43.238	11 1'41.419	9 1.564 0.056
26	43	X.ARTIGAS	SPA	CFMOTO Racing PruestelGP	CFMOTO	1'41.701	17 1'41.438	9 1.583 0.019
27	63	S.AZMAN	MAL	MT Helmets - MSI	KTM	1'42.859	6 1'41.490	11 1.635 0.052
28	22	A.CARRASCO	SPA	BOE Motorsports	KTM	1'43.435	12 1'41.868	15 2.013 0.378
29	12	N.DETTWILER	SWI	CIP Green Power	KTM	1'43.411	12 1'42.299	16 2.444 0.431

Pole Position Record:	2022	Carlos TATAY	1'41.232	152.9 Km/h
Best Race Lap:	2022	Jaume MASIA	1'40.197	154.5 Km/h
All Time Lap Record:	2023	Deniz ÖNCÜ	1'39.855	155.0 Km/h

The results are provisional until the end of the limit for protest and appeals.

Time limit for protest expires 60' after publication of the results - Time:

These data/results cannot be reproduced, stored and/or transmitted in whole or in part by any manner of electronic, mechanical, photocopying, recording, broadcasting or otherwise now known or herein after developed without the previous express consent by the copyright owner, except for reproduction in daily press and regular printed publications on sale to the public within 60 days of the event related to those data/results and always provided that copyright symbol appears together as follows below.

© DORNA, 2023

Official MotoGP Timing by **TISSOT**
www.motogp.com

Lombok, Friday, October 13, 2023





4301 m.

PERTAMINA GRAND PRIX OF INDONESIA

Practice Nr. 2

Top Speed & Average

8



Rider	Nation	Motorcycle	Top 5 speeds					Average	Top
99 José Antonio RUEDA	SPA	KTM	220.4	217.3	216.8	216.8	216.0	217.2	220.4
54 Riccardo ROSSI	ITA	HONDA	218.1	216.4	216.0	216.0	215.5	216.1	218.1
20 Lorenzo FELLON	FRA	KTM	217.7	216.8	215.5	215.5	215.1	216.0	217.7
43 Xavier ARTIGAS	SPA	CFMOTO	217.7	215.5	214.7	214.7	214.2	214.9	217.7
63 Syarifuddin AZMAN	MAL	KTM	217.7	216.8	216.4	216.4	216.4	216.7	217.7
19 Scott OGDEN	GBR	HONDA	217.3	217.3	216.0	215.1	214.7	216.1	217.3
31 Adrian FERNANDEZ	SPA	HONDA	217.3	215.5	215.5	215.1	214.7	215.4	217.3
72 Taiyo FURUSATO	JPN	HONDA	217.3	216.4	215.5	214.7	213.4	215.1	217.3
9 Nicola Fabio CARRARO	ITA	HONDA	216.8	216.0	215.5	215.1	215.1	215.7	216.8
12 Noah DETTWILER	SWI	KTM	216.8	216.0	215.5	215.1	215.1	215.7	216.8
71 Ayumu SASAKI	JPN	HUSQVARNA	216.8	216.4	216.4	216.4	216.4	216.5	216.8
5 Jaume MASIA	SPA	HONDA	216.0	216.0	216.0	216.0	215.5	215.8	216.0
70 Joshua WHATLEY	GBR	HONDA	216.0	216.0	215.1	214.7	214.7	215.3	216.0
6 Ryusei YAMANAKA	JPN	GASGAS	215.5	215.5	214.2	214.2	213.8	214.6	215.5
18 Matteo BERTELLE	ITA	HONDA	215.5	215.5	214.7	214.7	214.2	214.8	215.5
27 Kaito TOBA	JPN	HONDA	215.5	214.2	213.8	213.4	213.4	213.9	215.5
44 David MUÑOZ	SPA	KTM	215.5	214.7	214.2	214.2	213.8	214.5	215.5
82 Stefano NEPA	ITA	KTM	215.5	215.5	214.7	214.7	214.7	215.0	215.5
10 Diogo MOREIRA	BRA	KTM	215.1	215.1	214.7	214.2	213.8	214.6	215.1
93 Arbi ADITAMA	INA	HONDA	215.1	215.1	214.7	214.2	214.2	214.7	215.1
96 Daniel HOLGADO	SPA	KTM	215.1	214.7	214.7	214.2	214.2	214.5	215.1
48 Ivan ORTOLÁ	SPA	KTM	214.2	213.8	213.8	213.4	212.5	213.4	214.2
80 David ALONSO	COL	GASGAS	213.8	213.8	213.0	213.0	213.0	213.3	214.2
53 Deniz ÖNCÜ	TUR	KTM	213.4	213.0	213.0	212.1	212.1	212.5	213.4
64 Mario AJI	INA	HONDA	213.4	213.0	213.0	212.1	212.1	212.7	213.4
95 Collin VEIJER	NED	HUSQVARNA	213.4	213.0	213.0	213.0	213.0	213.1	213.4
7 Filippo FARIOLI	ITA	KTM	213.0	212.5	212.1	211.7	211.7	212.2	213.0
22 Ana CARRASCO	SPA	KTM	213.0	212.5	211.7	211.3	210.1	211.7	213.0
66 Joel KELSO	AUS	CFMOTO	213.0	213.0	213.0	212.5	212.1	212.5	213.0

These data/results cannot be reproduced, stored and/or transmitted in whole or in part by any manner of electronic, mechanical, photocopying, recording, broadcasting or otherwise now known or herein after developed without the previous express consent by the copyright owner, except for reproduction in daily press and regular printed publications on sale to the public within 60 days of the event related to those data/results and always provided that copyright symbol appears together as follows below.

© DORNA, 2023

Official MotoGP Timing by TISSOT
www.motogp.com



Lombok, Friday, October 13, 2023



4301 m.

PERTAMINA GRAND PRIX OF INDONESIA

Practice Nr. 2

Chronological Analysis of Performances

9

* Lap / Sector time cancelled		T1 Time from finish line to 1st intermediate				T3 Time from 2nd intermed. to 3rd intermed.								
P Crossing the finish line in pit lane		T2 Time from 1st intermed. to 2nd intermed.				T4 Time from 3rd intermediate to finish line								
Lap	Lap Time	T1	T2	T3	T4	Speed	Lap	Lap Time	T1	T2	T3	T4	Speed	
1st	53	Deniz ÖNCÜ Red Bull KTM Ajo TUR												
		Runs=3	Total laps=15	Full laps=11	Valid laps=9									
1	3'04.987	27.842	21.485	20.869	31.873		11	1'40.378 *	29.035	20.565*	20.195	30.583	214.7	
2	1'42.040	29.720	20.816	20.476	31.028	212.1	12	1'40.984 P	28.944	20.592	20.164	31.284	215.1	
3	1'41.462	29.336	20.858	20.291	30.977	211.7	13	4'51.478	28.026	21.021	20.464	31.107		
4	1'41.215 *	29.281	20.595*	20.404	30.935	212.1	14	1'40.087	28.994	20.505	20.170	30.418	216.0	
5	1'41.067	29.282	20.567	20.305	30.913	211.7	15	1'39.757 *	28.77*	20.490	20.044	30.450	216.0	
4th	18	Matteo BERTELLE Rivacold Snipers Tea ITA												
		Runs=4	Total laps=17	Full laps=10	Valid laps=10									
1	2'15.878	27.492	21.784	22.109	32.453		1	2'15.878	27.492	21.784	22.109	32.453		
2	1'45.388	30.312	21.223	21.648	32.205	215.5	2	1'45.388	30.312	21.223	21.648	32.205	215.5	
3	1'42.034	29.285	21.163	20.429	31.157	214.7	3	1'42.034	29.285	21.163	20.429	31.157	214.7	
4	1'41.308	29.216	20.716	20.408	30.968	213.4	4	1'41.308	29.216	20.716	20.408	30.968	213.4	
5	1'42.473	29.925	21.223	20.491	30.834	215.5	5	1'42.473	29.925	21.223	20.491	30.834	215.5	
6	1'40.677	29.065	20.650	20.326	30.636	212.5	6	1'40.677	29.065	20.650	20.326	30.636	212.5	
7	1'40.692	29.091	20.468	20.341	30.792	213.4	7	1'40.692	29.091	20.468	20.341	30.792	213.4	
8	1'46.979 P	29.816	21.647	22.971*	32.545	212.1	8	1'46.979 P	29.816	21.647	22.971*	32.545	212.1	
9	5'38.438	30.307	25.252	23.303	35.428		9	5'38.438	30.307	25.252	23.303	35.428		
10	1'41.897	29.211	21.211	20.657	30.818	214.2	10	1'41.897	29.211	21.211	20.657	30.818	214.2	
11	1'40.980	29.178	20.714	20.332	30.756	213.0	11	1'40.980	29.178	20.714	20.332	30.756	213.0	
12	1'42.190 P	29.099	20.742	20.285	32.064	210.9	12	1'42.190 P	29.099	20.742	20.285	32.064	210.9	
13	4'09.168	27.853	20.969	20.855	30.825		13	4'09.168	27.853	20.969	20.855	30.825		
14	1'40.109	28.820	20.371	20.185	30.733	214.2	14	1'40.109	28.820	20.371	20.185	30.733	214.2	
15	2'00.128 P	35.691	22.070	27.105	35.262	214.7	15	2'00.128 P	35.691	22.070	27.105	35.262	214.7	
16	2'10.037	26.375	21.116	20.338	30.968		16	2'10.037	26.375	21.116	20.338	30.968		
17	1'40.386	28.985	20.412	20.224	30.765	212.5	17	1'40.386	28.985	20.412	20.224	30.765	212.5	
5th	71	Ayumu SASAKI Liqui Moly Husqvarna JPN												
		Runs=2	Total laps=13	Full laps=9	Valid laps=8									
1	3'17.118	26.756	21.200	20.854	31.532		1	3'17.118	26.756	21.200	20.854	31.532		
2	1'42.078	29.421	20.872	20.557	31.228	215.1	2	1'42.078	29.421	20.872	20.557	31.228	215.1	
3	1'41.496	29.276	20.649	20.569	31.002	216.0	3	1'41.496	29.276	20.649	20.569	31.002	216.0	
4	1'41.335	29.229	20.728	20.403	30.975	216.0	4	1'41.335	29.229	20.728	20.403	30.975	216.0	
5	1'41.098	29.361	20.699	20.337	30.701	215.5	5	1'41.098	29.361	20.699	20.337	30.701	215.5	
6	1'40.738	29.052	20.567	20.318	30.801	216.4	6	1'40.738	29.052	20.567	20.318	30.801	216.4	
7	1'45.948 P	29.265	22.599	21.425	32.659	215.5	7	1'45.948 P	29.265	22.599	21.425	32.659	215.5	
8	12'38.354 *	29.842	20.995*	20.578	33.224		8	12'38.354 *	29.842	20.995*	20.578	33.224		
9	1'40.837	29.108	20.591	20.318	30.820	216.4	9	1'40.837	29.108	20.591	20.318	30.820	216.4	
10	1'43.315	29.020	22.243	20.922	31.130	216.4	10	1'43.315	29.020	22.243	20.922	31.130	216.4	
11	1'42.347 *	29.90*	20.696	20.803	30.939	216.0	11	1'42.347 *	29.90*	20.696	20.803	30.939	216.0	
12	1'40.209	28.910	20.405	20.307	30.587	216.8	12	1'40.209	28.910	20.405	20.307	30.587	216.8	
13	2'38.832 P	1'09.167	26.543	24.873	38.249	216.4	13	2'38.832 P	1'09.167	26.543	24.873	38.249	216.4	
6th	96	Daniel HOLGADO Red Bull KTM Tech3 SPA												
		Runs=2	Total laps=18	Full laps=15	Valid laps=12									
1	2'53.243	26.288	21.482	20.735	31.505		1	2'53.243	26.288	21.482	20.735	31.505		
2	1'41.960	29.501	20.996	20.484	30.979	212.1	2	1'41.960	29.501	20.996	20.484	30.979	212.1	

Fastest Lap: Deniz ÖNCÜ Red Bull KTM Ajo TUR **1'39.855** 28.995 20.286 20.060 30.514

These data/results cannot be reproduced, stored and/or transmitted in whole or in part by any manner of electronic, mechanical, photocopying, recording, broadcasting or otherwise now known or herein after developed without the previous express consent by the copyright owner, except for reproduction in daily press and regular printed publications on sale to the public within 60 days of the event related to those data/results and always provided that copyright symbol appears together as follows below.
© DORNA, 2023



Practice Nr. 2

Moto3

Lap	Lap Time	T1	T2	T3	T4	Speed	Lap	Lap Time	T1	T2	T3	T4	Speed
3	1'40.974	29.047	20.813	20.343	30.771	213.4	2	1'42.455	29.744	20.758	20.499	31.454	212.1
4	1'40.816	28.997	20.753	20.319	30.747	214.2	3	1'42.405 *	29.385	21.317*	20.433	31.270	212.5
5	1'41.192	29.162	20.828	20.368	30.834	213.8	4	1'41.752	29.290	20.808	20.445	31.209	212.1
6	1'40.675	29.058	20.584	20.276	30.757	213.8	5	1'41.831	29.315	20.823	20.390	31.303	212.1
7	1'40.662	29.044	20.608	20.320	30.690	213.8	6	1'41.820	29.354	20.737	20.462	31.267	212.1
8	1'46.925 * 28.928	20.651	21.848*	35.498	214.7		7	1'45.740	32.376	20.786	20.561	32.017	212.1
9	1'40.607	29.054	20.636	20.233	30.684	215.1	8	1'41.296 * 29.203	20.668	20.351*	31.074	213.4	
10	1'40.367	29.021	20.439	20.357	30.550	213.0	9	1'41.325	29.163	20.552	20.401	31.209	213.8
11	1'53.015 P 37.498	22.981	21.110	31.426	210.5		10	1'43.343	29.154	22.014	20.879	31.296	214.7
12	5'42.512	27.679	21.072	20.312	30.639		11	1'41.156	29.269	20.598	20.299	30.990	213.0
13	1'41.223	29.441	20.800	20.256	30.726	213.4	12	1'42.279 P 29.991	21.320	20.769	30.199	204.5	
14	1'52.285 * 29.157	20.688*	27.475	34.965	213.4		13	7'24.081	29.101	27.306	26.899	31.349	
15	1'40.899 * 29.22*	20.641*	20.462	30.570	213.8		14	1'40.487 * 29.166	20.409*	20.179	30.733	215.5	
16	1'40.497	28.965	20.410	20.582	30.540	214.2	15	2'05.949 * 34.974	22.908*	27.433	40.634	214.7	
17	1'40.287	28.963	20.517	20.253	30.554	214.2	16	1'40.462	28.989	20.471	20.197	30.805	215.5
18	1'40.270	29.022	20.536	20.238	30.474	214.7	17	1'43.894	29.166	20.988	20.801	32.939	214.7

7th 44 David MUÑOZ BOE Motorsports SPA
Runs=2 Total laps=13 Full laps=10 Valid laps=9

1	2'24.490	27.576	21.092	20.886	31.283	
2	1'41.840	29.350	20.662	20.629	31.199	213.4
3	1'40.871	29.113	20.470	20.436	30.852	214.2
4	1'40.437	29.031	20.342	20.355	30.709	214.2
5	1'40.785	28.963	20.563	20.438	30.821	213.8
6	1'40.694	29.112	20.366	20.464	30.752	213.4
7	1'40.651	29.065	20.641	20.245	30.700	213.0
8	1'44.715 P 29.058	21.197	22.552*	31.908	215.5	
9	13'35.649 * 35.005	22.379*	21.935	31.310		
10	1'53.094	29.130	21.292	21.688	40.984	214.7
11	1'45.068	30.596	21.117	20.856	32.499	212.1
12	1'40.899	29.129	20.615	20.478	30.677	213.0
13	1'52.683 * 34.13*	24.984*	21.784	31.783	212.1	

8th 54 Riccardo ROSSI SIC58 Squadra Corse ITA
Runs=2 Total laps=17 Full laps=14 Valid laps=11

1	2'15.813	29.641	22.607	22.021	33.516	
2	1'45.079	30.296	21.172	21.209	32.402	216.0
3	1'43.042 * 29.583	21.119*	20.813	31.527	213.4	
4	1'42.552	29.517	20.624	20.550	31.861	218.1
5	1'43.353	29.645	21.363	20.990	31.355	216.4
6	1'41.395	29.167	20.678	20.445	31.105	215.5
7	1'42.276	29.289	20.881	20.563	31.543	213.8
8	2'00.780 * 36.479	25.820	21.099*	37.382	214.7	
9	1'41.658	29.282	20.802	20.354	31.220	216.0
10	1'43.902 P 29.295	21.213*	20.930	32.464	214.2	
11	7'45.643	28.059	21.391	20.594	31.249	
12	1'41.270	29.279	20.749	20.227	31.015	213.0
13	1'40.626 * 29.034	20.417*	20.358	30.817	214.7	
14	1'40.457	28.986	20.460	20.236	30.775	215.5
15	2'03.583	35.681	22.026	27.797	38.079	214.2
16	1'49.695	29.425	20.810	23.084	36.376	213.4
17	1'41.591	29.285	20.750	20.431	31.125	215.5

9th 82 Stefano NEPA Angeluss MTA Team ITA
Runs=2 Total laps=17 Full laps=14 Valid laps=10

1	2'59.283	27.468	21.517	20.909	32.023	
---	----------	--------	--------	--------	--------	--

10th 27 Kaito TOBA SIC58 Squadra Corse JPN
Runs=2 Total laps=16 Full laps=13 Valid laps=11

1	2'20.880	28.335	21.878	21.405	32.540	
2	1'43.533	29.928	21.138	20.855	31.612	212.5
3	1'43.500	29.907	21.058	20.908	31.627	215.5
4	1'42.514	29.463	20.968	20.655	31.428	213.0
5	1'42.180	29.442	20.925	20.589	31.224	213.4
6	1'41.875	29.422	20.904	20.493	31.056	213.0
7	1'41.690	29.316	20.913	20.420	31.041	212.5
8	1'42.514 * 29.319	21.064	20.691*	31.440	213.4	
9	1'44.295 P 29.481	20.861	20.968	32.985	211.3	
10	9'41.316	27.948	21.211	20.505	30.875	
11	1'40.811	29.245	20.627	20.081	30.858	213.8
12	1'52.179	29.041	20.320	27.228	35.590	214.2
13	1'41.070 * 29.28*	20.664	20.338	30.782	213.4	
14	1'40.819	29.040	20.578	20.316	30.885	213.4
15	1'47.230	34.496	21.333	20.408	30.993	212.5
16	1'40.612	29.077	20.470	20.218	30.847	212.5

11th 6 Ryusei YAMANAKA Gaviota GASGAS Asp JPN
Runs=2 Total laps=16 Full laps=13 Valid laps=12

1	2'26.512	27.007	21.395	20.653	31.428	
2	1'42.800	29.595	20.926	20.762	31.517	211.3
3	1'41.669	29.373	20.869	20.368	31.059	211.7
4	1'40.960	29.086	20.594	20.319	30.961	214.2
5	1'42.100	29.180	20.694	20.868	31.358	215.5
6	1'41.132	29.129	20.586	20.281	31.136	212.1
7	1'42.419	29.491	21.278	20.457	31.193	209.7
8	1'41.567 * 29.355	20.870	20.353*	30.989	211.3	
9	1'43.643 P 29.149	20.723	20.790	32.981	212.5	
10	9'40.802	27.491	21.194	20.215	31.066	
11	1'41.238	29.438	20.656	20.102	31.042	213.8
12	1'40.650	28.954	20.470	20.208	31.018	215.5
13	1'45.306	29.135	20.877	20.551	34.743	211.3
14	1'41.624	29.202	20.837	20.372	31.213	214.2
15	1'41.553	29.166	20.826	20.351	31.210	210.1
16	1'41.432	29.286	20.865	20.386	30.895	210.9

Fastest Lap: Deniz ÖNCÜ Red Bull KTM Ajo TUR **1'39.855** 28.995 20.286 20.060 30.514

These data/results cannot be reproduced, stored and/or transmitted in whole or in part by any manner of electronic, mechanical, photocopying, recording, broadcasting or otherwise now known or herein after developed without the previous express consent by the copyright owner, except for reproduction in daily press and regular printed publications on sale to the public within 60 days of the event related to those data/results and always provided that copyright symbol appears together as follows below.
© DORNA, 2023

Practice Nr. 2

Moto3

Lap	Lap Time	T1	T2	T3	T4	Speed	Lap	Lap Time	T1	T2	T3	T4	Speed		
12th	72	Taiyo FURUSATO				Honda Team Asia	JPN								
		Runs=2	Total laps=16	Full laps=13	Valid laps=11		15th	95	Collin VEIJER				Liqui Moly Husqvarna	NED	
									Runs=2	Total laps=13	Full laps=9	Valid laps=9			
1	2'10.906	27.045	21.871	21.055	32.252		1	3'26.816	27.271	21.535	21.478	31.788			
2	1'43.260	29.826	21.023	20.747	31.664	212.5	2	1'43.066	29.843	20.980	20.849	31.394	211.7		
3	1'42.488	29.511	21.045	20.698	31.234	213.0	3	1'42.561	29.626	20.874	20.814	31.247	212.1		
4	1'43.814	29.599	21.075	21.574	31.566	213.4	4	1'42.203	29.503	20.904	20.642	31.154	212.5		
5	1'42.202	29.504	20.999	20.490	31.209	213.0	5	1'42.012	29.466	20.747	20.678	31.121	213.0		
6	1'42.081	29.436	20.817	20.549	31.279	212.1	6	1'41.842	29.452	20.812	20.596	30.982	212.1		
7	1'41.956	29.425	20.917	20.479	31.135	212.1	7	1'41.527	29.372	20.646	20.547	30.962	213.0		
8	1'42.530 *	29.390	21.074	20.730*	31.336	212.1	8	1'44.925 P	30.736	22.386	21.337	30.466	212.5		
9	1'45.471 P	29.908	22.768	20.867	31.928	212.1	9	7'14.987	27.513	21.617	20.981	31.471			
10	10'13.769 *	29.998	21.077*	20.457	33.413		10	1'41.004	29.282	20.449	20.434	30.839	213.4		
11	1'40.750	28.972	20.613	20.314	30.851	216.4	11	1'41.080	29.263	20.590	20.365	30.862	213.0		
12	1'42.575	28.964	21.825	20.486	31.300	217.3	12	1'40.811	29.185	20.545	20.316	30.765	213.0		
13	1'41.196 *	28.90*	20.516	20.603	31.170	215.5	13	2'31.987 P	1'13.808	24.233	22.685	31.261	210.1		
14	1'41.072	29.130	20.758	20.337	30.847	213.4									
15	1'40.653	28.974	20.616	20.239	30.824	214.7									
16	1'55.383	38.924	23.311	21.636	31.512	200.0									
13th	99	José Antonio RUED				Red Bull KTM Ajo	SPA								
		Runs=2	Total laps=15	Full laps=12	Valid laps=9		16th	66	Joel KELSO				CFMOTO Racing Pru	AUS	
									Runs=2	Total laps=17	Full laps=14	Valid laps=11			
1	2'40.138	29.308	21.696	21.066	31.621		1	2'48.440	27.870	21.544	20.850	35.395			
2	1'43.407	29.819	21.215	20.957	31.416	213.4	2	1'42.327	29.554	20.718	20.717	31.338	210.9		
3	1'42.023	29.410	21.029	20.582	31.002	214.2	3	1'41.492	29.229	20.682	20.579	31.002	212.1		
4	1'41.696	29.354	20.871	20.470	31.001	214.7	4	1'41.461	29.156	20.795	20.470	31.040	212.1		
5	1'42.275	29.670	20.958	20.647	31.000	214.2	5	1'41.697	29.393	20.673	20.583	31.048	211.7		
6	1'41.920 *	29.394	21.015*	20.511	31.000	214.7	6	1'41.584	29.106	20.747	20.655	31.076	212.1		
7	1'41.470	29.356	20.977	20.388	30.749	214.2	7	1'41.401	29.158	20.852	20.372	31.019	211.7		
8	1'40.882 *	29.126	20.470	20.541*	30.745	217.3	8	1'46.677 *	30.346	20.755	22.217*	33.359	211.7		
9	1'41.098	29.236	20.604	20.430	30.828	216.0	9	1'41.172	29.184	20.581	20.450	30.957	213.0		
10	1'43.469 P	29.556	21.206	21.137	31.570	216.0	10	1'41.891	29.427	20.997	20.628	30.839	211.3		
11	11'31.406	30.047	22.263	20.845	31.214		11	1'40.837	29.063	20.627	20.316	30.831	213.0		
12	1'45.629 *	29.36*	20.925	21.589	33.753	213.4	12	1'50.482 P	35.501	21.813	21.274	31.894	211.7		
13	1'41.728	29.321	20.902	20.507	30.998	220.4	13	6'43.403	26.742	20.877	20.399	30.818			
14	1'40.754	29.045	20.640	20.342	30.727	216.8	14	1'41.514 *	29.18*	20.501	21.048	30.784	211.7		
15	1'40.890	29.059	20.595	20.483	30.753	216.8	15	1'41.104	29.105	20.497	20.306	31.196	212.5		
							16	1'44.516	32.281	20.977	20.334	30.924	213.0		
							17	1'40.778 *	29.10*	20.412	20.332	30.934	212.1		
14th	48	Ivan ORTOLÁ				Angeluss MTA Team	SPA								
		Runs=3	Total laps=17	Full laps=11	Valid laps=10		17th	80	David ALONSO				Gaviota GASGAS Asp	COL	
									Runs=2	Total laps=13	Full laps=10	Valid laps=9			
1	2'12.682	26.735	22.048	20.905	31.615		1	2'15.461	32.665	22.863	21.804	32.988			
2	1'42.148	29.271	20.839	20.719	31.319	212.1	2	1'44.212	30.185	21.090	21.157	31.780	212.5		
3	1'41.879	29.248	20.845	20.686	31.100	212.1	3	1'42.778	29.652	20.918	20.797	31.411	212.5		
4	1'45.543	29.620	21.095	20.685	34.143	212.5	4	1'42.001	29.409	20.865	20.579	31.148	212.5		
5	1'41.341	29.251	20.844	20.352	30.894	212.1	5	1'41.176	29.206	20.717	20.325	30.928	213.8		
6	1'41.416	29.161	20.846	20.455	30.954	212.1	6	1'40.920	29.115	20.526	20.255	31.024	213.0		
7	1'55.774 P	38.644	22.615	24.291	30.224	213.8	7	1'40.937	29.036	20.533	20.173	31.195	213.8		
8	5'31.001 *	26.972	21.270*	20.582	31.067		8	1'42.631 *	29.348	20.822	21.035*	31.426	212.5		
9	1'42.492	29.293	20.959	20.465	31.775	212.5	9	1'41.435	29.124	20.734	20.292	31.285	213.0		
10	1'41.027	29.052	20.746	20.402	30.827	214.2	10	1'43.423	29.092	20.812	20.817	32.702	213.0		
11	1'44.841 P	30.415	21.255	22.645	30.526	211.3	11	1'41.318	29.178	20.671	20.383	31.086	213.0		
12	4'05.782	32.907	21.374	20.289	31.065		12	1'39.781 P	29.099	20.602	20.254	29.826	212.1		
13	1'40.941	28.872	20.783	20.301	30.985	213.4	13	6'48.994	36.964	21.060	20.353	31.000			
14	1'40.801	29.027	20.726	20.215	30.833	213.8									
15	2'03.133	34.487	22.578	27.646	38.422	212.1									
16	1'44.595 *	29.187	21.041*	23.294	31.073	211.3									
17	1'52.733 P	29.150	21.129	26.960	35.494	211.7									
Fastest Lap:	Deniz ÖNCÜ						Red Bull KTM Ajo	TUR	1'39.855	28.995	20.286	20.060	30.514		

These data/results cannot be reproduced, stored and/or transmitted in whole or in part by any manner of electronic, mechanical, photocopying, recording, broadcasting or otherwise now known or herein after developed without the previous express consent by the copyright owner, except for reproduction in daily press and regular printed publications on sale to the public within 60 days of the event related to those data/results and always provided that copyright symbol appears together as follows below.
© DORNA, 2023

Practice Nr. 2

Moto3

Lap	Lap Time	T1	T2	T3	T4	Speed	Lap	Lap Time	T1	T2	T3	T4	Speed	
2	1'43.227	29.498	20.890	21.406	31.433	214.7	21st 93 Arbi ADITAMA Runs=2 Total laps=15 Full laps=12 Valid laps=11	1	2'17.278	28.079	21.431	21.341	33.254	
3	1'45.537	31.111	22.307	20.621	31.498	213.4		2	1'45.761	29.948	21.139	21.333	33.341	215.1
4	1'41.772	29.373	20.831	20.501	31.067	214.2		3	1'42.895	29.716	21.008	20.751	31.420	212.1
5	1'41.469	29.290	20.682	20.522	30.975	214.7		4	1'42.478	29.771	20.983	20.627	31.097	213.8
6	1'41.700	29.354	20.680	20.590	31.076	215.5		5	1'42.200	29.531	20.905	20.593	31.171	214.2
7	1'44.141	29.965	20.831	22.437	30.908	214.2		6	1'41.559	29.400	20.679	20.564	30.916	213.8
8	1'42.049 *	29.265	20.658*	20.822*	31.304	213.0		7	1'41.398	29.253	20.350	20.533	31.262	214.2
9	1'41.728	29.221	20.884	20.616	31.007	214.2		8	1'55.457 P	38.457	23.663	20.940*	32.397	215.1
10	1'41.710	29.332	20.729	20.600	31.049	213.0		9	11'40.016	28.930	21.164	20.603	33.511	
11	1'43.479 P	30.101	21.008*	20.878	31.492	212.5		10	1'42.241	29.208	20.633	20.426	31.974	213.8
12	7'43.550 *	32.107	21.243*	20.393	30.922			11	1'52.671	29.500	21.055	20.969	41.147	214.7
13	1'58.032	31.210	21.393	23.223	42.206	214.7		12	1'46.205	29.406	20.680	23.586	32.533	210.9
14	1'44.487 *	29.639	21.248*	20.884	32.716	217.3		13	1'41.229	29.405	20.599	20.326	30.899	212.5
15	1'40.929	29.299	20.504	20.438	30.688	215.5		14	1'44.547 *	30.84*	21.200	20.900	31.604	208.0
16	1'50.192 *	30.14*	21.082	20.939	38.025	215.1		15	1'41.576	29.348	20.601	20.452	31.175	210.5
19th 70 Joshua WHATLEY Runs=2 Total laps=16 Full laps=13 Valid laps=11	VisionTrack Racing T GBR							22nd 64 Mario AJI Runs=2 Total laps=16 Full laps=13 Valid laps=10						
1	2'16.756	27.460	21.837	21.784	33.084		1	2'16.555	27.528	21.793	21.759	33.310		
2	1'47.052	29.849	21.446	22.394	33.363	214.7	2	1'45.250	29.942	21.300	21.357	32.651	212.1	
3	1'42.248	29.486	20.976	20.508	31.278	211.3	3	1'42.277	29.557	21.037	20.495	31.188	213.4	
4	1'47.305	30.661	23.081	22.055	31.508	208.0	4	1'41.918	29.487	20.886	20.297	31.248	212.1	
5	1'42.151	29.469	21.019	20.298	31.365	212.5	5	1'43.933	29.804	21.799	20.993	31.337	207.6	
6	1'41.702	29.301	20.842	20.452	31.107	213.0	6	1'41.413	29.166	20.796	20.358	31.093	213.0	
7	1'42.177	29.341	20.964	20.663	31.209	216.0	7	1'42.752	29.324	21.288	20.810	31.330	211.3	
8	1'41.539 *	29.218	20.829	20.507*	30.985	211.7	8	1'42.879 *	29.593	21.296	20.636*	31.354	211.3	
9	1'41.735	29.357	20.999	20.223	31.156	210.9	9	1'43.714 P	29.749	21.318	20.806	31.841	207.2	
10	1'50.053 P	32.489	23.604*	21.726	32.234	209.3	10	10'08.509	30.335	21.316	20.557	33.297		
11	9'56.684 *	33.146	21.900*	22.014	32.052		11	1'41.279	29.157	20.712	20.351	31.059	213.0	
12	1'43.145	29.122	21.929	20.973	31.121	215.1	12	1'50.248 *	30.612	21.419*	20.495	37.722	210.1	
13	1'42.505 *	29.85*	20.883	20.657	31.115	213.8	13	1'48.356	30.507	23.310	21.950	32.589	205.7	
14	1'41.415	29.104	20.863	20.452	30.996	216.0	14	1'42.036	29.409	21.011	20.531	31.085	211.3	
15	1'41.525	29.118	20.973	20.301	31.133	210.9	15	1'45.816 *	31.23*	21.715	21.051	31.814	208.0	
16	1'41.018	29.073	20.744	20.324	30.877	214.7	16	1'42.217	29.678	20.830	20.565	31.144	208.0	
20th 19 Scott OGDEN Runs=2 Total laps=17 Full laps=13 Valid laps=11	VisionTrack Racing T GBR						23rd 7 Filippo FARIOLI Runs=2 Total laps=13 Full laps=10 Valid laps=7							
1	2'17.574	27.275	21.951	21.009	32.444		1	10'17.799	27.136	21.014	20.665	31.327		
2	1'44.120	29.807	21.003	21.140	32.170	215.1	2	1'43.060	29.620	21.212	20.583	31.645	210.5	
3	1'48.333 *	29.453	20.901*	20.640	37.339	217.3	3	2'43.217	29.500	20.764	1'21.371	31.582	210.9	
4	1'42.191	29.464	20.879	20.612	31.236	213.4	4	1'42.931	29.610	21.177	20.825	31.319	210.1	
5	1'44.279	29.394	20.701	20.841	33.343	216.0	5	1'42.003	29.544	20.591	20.681	31.187	211.3	
6	1'41.581	29.261	20.859	20.491	30.970	213.0	6	1'42.282	29.362	20.962	20.597	31.361	211.7	
7	1'41.683	29.279	20.805	20.377	31.222	213.0	7	1'46.204 *	29.954	20.660*	23.937	31.653	210.1	
8	1'41.573 *	29.286	20.682	20.484*	31.121	217.3	8	1'45.503 P	29.623	21.013*	20.773	34.094	212.1	
9	1'41.498	29.344	20.724	20.290	31.140	213.4	9	5'01.502	26.140	20.923	20.547	31.233		
10	1'47.412 P	32.541	23.172	20.791	30.908	214.2	10	1'41.420 *	29.34*	20.637	20.429	31.014	213.0	
11	7'53.028	27.695	21.542	20.356	30.861		11	1'41.362	29.371	20.540	20.286	31.165	212.5	
12	1'41.280	29.464	20.714	20.252	30.850	213.8	12	1'41.383	29.353	20.561	20.463	31.006	211.7	
13	1'41.143	29.143	20.577	20.425	30.998	214.2	13	1'41.841 *	29.35*	20.663	20.508	31.318	209.7	
14	1'44.413	29.699	21.009	22.889	30.816	213.4	24th 9 Nicola Fabio CARR Runs=3 Total laps=17 Full laps=12 Valid laps=9	1	2'17.797	29.627	22.098	20.898	32.452	
15	2'02.422	33.857	22.643	27.366	38.556	214.2								
16	1'43.534	29.091	20.582	20.589	33.272	213.0								
17	1'51.451 P	28.981	21.350	28.247	32.873	214.7								

Fastest Lap: Deniz ÖNCÜ Red Bull KTM Ajo TUR **1'39.855** 28.995 20.286 20.060 30.514

These data/results cannot be reproduced, stored and/or transmitted in whole or in part by any manner of electronic, mechanical, photocopying, recording, broadcasting or otherwise now known or herein after developed without the previous express consent by the copyright owner, except for reproduction in daily press and regular printed publications on sale to the public within 60 days of the event related to those data/results and always provided that copyright symbol appears together as follows below.
© DORNA, 2023

Practice Nr. 2

Moto3

Lap	Lap Time	T1	T2	T3	T4	Speed	Lap	Lap Time	T1	T2	T3	T4	Speed
2	1'48.872	29.847	21.120	21.219	36.686	216.8	2	1'46.858	29.747	20.956	21.163	34.992	216.4
3	1'42.605 *	29.517	21.035*	20.580	31.473	214.7	3	1'43.468	29.603	21.049	21.402	31.414	216.8
4	1'42.240	29.435	20.766	20.632	31.407	215.1	4	1'42.411	29.345	21.083	20.681	31.302	213.4
5	1'43.543 *	29.456	20.787*	21.568	31.732	213.8	5	1'42.099	29.494	20.817	20.604	31.184	214.7
6	1'43.287	29.456	20.823	21.133	31.875	215.1	6	1'42.354	29.307	20.911	20.590	31.546	214.7
7	1'41.841	29.410	20.845	20.423	31.163	214.2	7	1'45.962	29.590	21.663	23.232	31.477	210.5
8	1'41.607 *	29.233	20.675	20.444*	31.255	215.5	8	1'46.689 P	29.599	21.214*	20.824*	35.052	214.2
9	1'41.363	29.277	20.566	20.435	31.085	216.0	9	9'54.042	26.583	21.267	20.837	31.382	
10	1'48.881 P	32.787	23.162	21.125	31.807	211.7	10	1'41.888	29.470	20.877	20.636	30.905	213.8
11	5'38.747	28.213	21.755	21.844	31.701		11	1'41.490	29.223	20.792	20.445	31.030	214.2
12	1'43.233	29.721	21.265	20.647	31.600	211.7	12	1'44.744	31.122	21.530	20.811	31.281	216.4
13	1'41.900 P	29.644	21.006*	20.937	30.313	212.1	13	1'44.900 *	29.32 *	20.821	23.337	31.421	214.7
14	3'52.545	35.319	22.597	22.099	34.090		14	1'43.570 *	29.135	20.830	20.652	32.953*	216.4
15	2'03.259	34.102	22.385	28.287	38.485	214.2	15	1'41.426 *	29.149	20.762*	20.576	30.939	216.0
16	1'44.584	29.351	20.901	20.520	33.812	213.0	16	1'42.399	29.218	21.059	20.755	31.367	217.7
17	1'41.844	29.151	20.762	20.570	31.361	214.7							

25th	20	Lorenzo FELLON	CIP Green Power	FRA		
		Runs=2	Total laps=16	Full laps=13	Valid laps=7	
1	2'16.952	26.765	21.570	21.308	33.123	
2	1'44.590 *	29.754	21.172*	21.296	32.368	215.5
3	1'42.138 *	29.366	20.972*	20.622	31.178	214.7
4	1'42.474	29.362	21.029	20.639	31.444	213.4
5	1'42.764 *	29.492	21.290*	20.689	31.293	213.4
6	1'42.584 *	29.386	21.027*	20.887	31.284	213.0
7	1'42.185	29.331	20.947	20.679	31.228	216.8
8	1'47.909 *	32.308	22.992	21.357*	31.252	215.1
9	1'41.419	29.208	20.698	20.410	31.103	215.5
10	1'49.941 P	32.560	22.730*	22.369	32.282	214.2
11	9'50.716 *	29.325	22.991*	25.476	41.571	
12	1'46.561	32.136	22.135	20.984	31.306	213.4
13	1'45.031 *	29.37*	20.998	22.420	32.240	215.1
14	1'42.162	29.366	20.970	20.693	31.133	217.7
15	1'41.907	29.201	21.122	20.404	31.180	214.7
16	1'44.625	30.576	21.676	20.937	31.436	213.0

26th	43	Xavier ARTIGAS	CFMOTO Racing Pru	SPA		
		Runs=3	Total laps=14	Full laps=9	Valid laps=5	
1	2'16.383	26.929	22.333	21.975	33.413	
2	1'51.591	30.001	21.163	24.345	36.082	213.4
3	1'42.502 *	29.408	20.954*	20.693	31.447	213.8
4	1'41.982	29.392	20.777	20.618	31.195	215.5
5	1'42.508 *	29.357	20.715*	20.913	31.523	217.7
6	1'41.992	29.321	20.806	20.691	31.174	214.7
7	1'41.847	29.255	20.941	20.487	31.164	214.2
8	1'44.831 *	29.398	20.873	20.735*	33.825	213.8
9	1'41.438	29.189	20.674	20.471	31.104	214.2
10	1'44.072 P	29.494	21.406*	21.283	31.889	214.2
11	10'34.320	26.681	20.864	20.580	30.983	
12	1'41.567 *	29.55 *	20.647*	20.559	30.804	214.2
13	1'41.707 P	29.041	21.050	20.763	30.853	214.7
14	3'45.526 *	26.558	21.368	20.647	31.608*	

27th	63	Syarifuddin AZMAN	MT Helmets - MSI	MAL	
		Runs=2	Total laps=16	Full laps=13	Valid laps=10
1	2'18.032	28.445	21.752	21.644	33.766

28th **22** Ana CARRASCO BOE Motorsports SPA
Runs=2 Total laps=16 Full laps=13 Valid laps=12

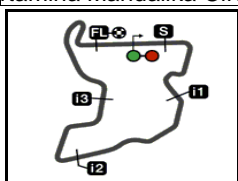
1	2'11.211	31.501	22.605	25.887	35.363	
2	1'44.107	30.171	21.177	20.913	31.846	207.6
3	1'42.896	29.755	21.163	20.767	31.211	210.1
4	1'42.779	29.715	21.096	20.675	31.293	209.3
5	1'42.929	29.631	21.182	20.721	31.395	208.8
6	1'43.024	29.547	21.053	20.704	31.720	208.8
7	1'42.475	29.400	21.006	20.691	31.378	209.7
8	1'45.634 P	29.716	20.936	21.177*	33.805	209.3
9	10'06.412	28.440	21.451	21.097	31.774	
10	1'43.119	29.759	21.244	20.668	31.448	208.8
11	1'43.124	29.509	21.395	20.881	31.339	211.3
12	1'43.069	29.673	21.166	20.747	31.483	209.7
13	1'43.216 *	29.32 *	21.124	20.914	31.854	211.7
14	1'43.894	30.678	21.104	20.779	31.333	209.7
15	1'41.868	29.165	20.838	20.467	31.398	213.0
16	1'42.858	29.698	20.981	20.833	31.346	212.5

29th **12** Noah DETTWILER CIP Green Power SWI
Runs=2 Total laps=16 Full laps=13 Valid laps=10

1	2'19.642	27.553	21.816	21.452	32.414	
2	1'44.722	30.231	21.436	21.108	31.947	211.7
3	1'43.949	29.803	21.419	21.210	31.517	215.1
4	1'43.336	29.829	21.207	20.938	31.362	212.1
5	1'42.842	29.619	20.796	21.017	31.410	216.0
6	1'42.622	29.523	21.174	20.825	31.100	213.8
7	1'42.569	29.322	20.924	20.809	31.514	216.8
8	1'42.378 *	29.543	20.836	20.818*	31.181	215.5
9	1'42.079 *	29.400	20.897*	20.717	31.065	215.1
10	1'42.496 P	29.611	21.255	20.952	30.678	213.4
11	9'42.290	29.122	21.292	20.820	31.823	
12	1'48.847	29.770	21.116	23.340	34.621	210.5
13	1'42.311 *	29.55 *	21.046	20.640	31.068	213.4
14	1'42.517	29.638	21.039	20.760	31.080	212.5
15	1'42.367	29.478	21.106	20.622	31.161	211.7
16	1'42.299	29.450	21.029	20.674	31.146	211.3

Fastest Lap: Deniz ÖNCÜ Red Bull KTM Ajo TUR **1'39.855** 28.995 20.286 20.060 30.514

These data/results cannot be reproduced, stored and/or transmitted in whole or in part by any manner of electronic, mechanical, photocopying, recording, broadcasting or otherwise now known or herein after developed without the previous express consent by the copyright owner, except for reproduction in daily press and regular printed publications on sale to the public within 60 days of the event related to those data/results and always provided that copyright symbol appears together as follows below.
© DORNA, 2023



4301 m.

PERTAMINA GRAND PRIX OF INDONESIA

Practice Nr. 2

Best Partial Times


IT Ideal Lap Time, sum of the best partial times

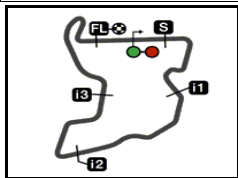
BT Best Lap Time

T1		T2		T3		T4				IT		BT	
Pos	Rider	Time	Rider	Time	Rider	Time	Rider	Time	Pos	Rider	IT	BT	
1	M.BERTELLE	28.820	D.ÖNCÜ	20.286	J.MASIA	20.044	J.MASIA	30.418	1	D.MOREIRA	1'39.735	1'39.987	(2)
2	D.MOREIRA	28.867	K.TOBA	20.320	D.MOREIRA	20.059	D.MOREIRA	30.451	2	D.ÖNCÜ	1'39.793	1'39.855	(1)
3	I.ORTOLÁ	28.872	D.MUÑOZ	20.342	D.ÖNCÜ	20.060	D.ÖNCÜ	30.452	3	J.MASIA	1'39.858	1'40.087	(3)
4	A.SASAKI	28.910	A.ADITAMA	20.350	K.TOBA	20.081	D.HOLGADO	30.474	4	M.BERTELLE	1'40.012	1'40.109	(4)
5	D.HOLGADO	28.928	D.MOREIRA	20.358	R.YAMANAKA	20.102	A.SASAKI	30.587	5	D.HOLGADO	1'40.045	1'40.270	(6)
6	J.MASIA	28.944	M.BERTELLE	20.371	D.ALONSO	20.173	M.BERTELLE	30.636	6	A.SASAKI	1'40.209	1'40.209	(5)
7	R.YAMANAKA	28.954	A.SASAKI	20.405	S.NEPA	20.179	D.MUÑOZ	30.677	7	K.TOBA	1'40.223	1'40.612	(10)
8	D.MUÑOZ	28.963	D.HOLGADO	20.410	M.BERTELLE	20.185	A.FERNANDEZ	30.688	8	D.MUÑOZ	1'40.227	1'40.437	(7)
9	T.FURUSATO	28.964	J.KELSO	20.412	I.ORTOLÁ	20.215	J.RUEDA	30.727	9	S.NEPA	1'40.372	1'40.462	(9)
10	S.OGDEN	28.981	C.VEIJER	20.449	J.WHATLEY	20.223	S.NEPA	30.733	10	R.YAMANAKA	1'40.421	1'40.650	(11)
11	R.ROSSI	28.986	J.MASIA	20.452	R.ROSSI	20.227	C.VEIJER	30.765	11	R.ROSSI	1'40.448	1'40.457	(8)
12	S.NEPA	28.989	R.ROSSI	20.460	D.HOLGADO	20.233	R.ROSSI	30.775	12	T.FURUSATO	1'40.543	1'40.653	(12)
13	D.ÖNCÜ	28.995	R.YAMANAKA	20.470	T.FURUSATO	20.239	K.TOBA	30.782	13	J.KELSO	1'40.565	1'40.837	(16)
14	D.ALONSO	29.036	J.RUEDA	20.470	D.MUÑOZ	20.245	J.KELSO	30.784	14	J.RUEDA	1'40.584	1'40.754	(13)
15	K.TOBA	29.040	S.NEPA	20.471	S.OGDEN	20.252	X.ARTIGAS	30.804	15	S.OGDEN	1'40.626	1'41.143	(20)
16	X.ARTIGAS	29.041	A.FERNANDEZ	20.504	F.FARIOLI	20.286	S.OGDEN	30.816	16	I.ORTOLÁ	1'40.640	1'40.801	(14)
17	J.RUEDA	29.045	T.FURUSATO	20.516	M.AJI	20.297	T.FURUSATO	30.824	17	D.ALONSO	1'40.663	1'40.920	(17)
18	J.KELSO	29.063	D.ALONSO	20.526	J.KELSO	20.306	I.ORTOLÁ	30.827	18	C.VEIJER	1'40.715	1'40.811	(15)
19	J.WHATLEY	29.073	F.FARIOLI	20.540	A.SASAKI	20.307	J.WHATLEY	30.877	19	A.ADITAMA	1'40.783	1'41.229	(21)
20	S.AZMAN	29.135	N.CARRARO	20.566	C.VEIJER	20.316	R.YAMANAKA	30.895	20	A.FERNANDEZ	1'40.806	1'40.929	(18)
21	N.CARRARO	29.151	S.OGDEN	20.577	A.ADITAMA	20.326	A.ADITAMA	30.899	21	J.WHATLEY	1'40.917	1'41.018	(19)
22	M.AJI	29.157	X.ARTIGAS	20.674	J.RUEDA	20.342	S.AZMAN	30.905	22	X.ARTIGAS	1'40.990	1'41.438	(26)
23	A.CARRASCO	29.165	L.FELLON	20.698	A.FERNANDEZ	20.393	D.ALONSO	30.928	23	F.FARIOLI	1'41.185	1'41.362	(23)
24	C.VEIJER	29.185	M.AJI	20.712	L.FELLON	20.404	F.FARIOLI	31.006	24	N.CARRARO	1'41.225	1'41.363	(24)

These data/results cannot be reproduced, stored and/or transmitted in whole or in part by any manner of electronic, mechanical, photocopying, recording, broadcasting or otherwise now known or herein after developed without the previous express consent by the copyright owner, except for reproduction in daily press and regular printed publications on sale to the public within 60 days of the event related to those data/results and always provided that copyright symbol appears together as follows below.
© DORNA, 2023

Pertamina Mandalika Circuit

Results and timing service provided by  TISSOT



4301 m.

PERTAMINA GRAND PRIX OF INDONESIA

Practice Nr. 2

Best Partial Times

Moto3™

IT Ideal Lap Time, sum of the best partial times

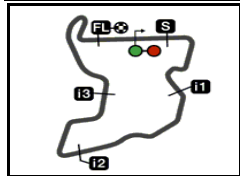
BT Best Lap Time

T1		T2		T3		T4				<i>IT</i>	<i>BT</i>	
Pos	Rider	Time	Rider	Time	Rider	Time	Rider	Time	Pos	Rider		
25	L.FELLON	29.201	I.ORTOLÁ	20.726	N.CARRARO	20.423	M.AJI	31.059	24	M.AJI	1'41.225	1'41.279 (22)
26	A.ADITAMA	29.208	J.WHATLEY	20.744	S.AZMAN	20.445	N.DETTWILER	31.065	26	S.AZMAN	1'41.277	1'41.490 (27)
27	A.FERNANDEZ	29.221	S.AZMAN	20.792	A.CARRASCO	20.467	N.CARRARO	31.085	27	L.FELLON	1'41.406	1'41.419 (25)
28	N.DETTWILER	29.322	N.DETTWILER	20.796	X.ARTIGAS	20.471	L.FELLON	31.103	28	A.CARRASCO	1'41.681	1'41.868 (28)
29	F.FARIOLI	29.353	A.CARRASCO	20.838	N.DETTWILER	20.622	A.CARRASCO	31.211	29	N.DETTWILER	1'41.805	1'42.299 (29)

These data/results cannot be reproduced, stored and/or transmitted in whole or in part by any manner of electronic, mechanical, photocopying, recording, broadcasting or otherwise now known or herein after developed without the previous express consent by the copyright owner, except for reproduction in daily press and regular printed publications on sale to the public within 60 days of the event related to those data/results and always provided that copyright symbol appears together as follows below.
© DORNA, 2023

Official MotoGP Timing by  TISSOT
www.motogp.com






4301 m.

PERTAMINA GRAND PRIX OF INDONESIA

Practice Nr. 2

Fastest Laps Sequence

<i>Practice Time</i>	 <i>Rider</i>	<i>Nation</i>	<i>Motorcycle</i>	<i>Time</i>	<i>Km/h</i>	<i>Rider's Lap</i>
3'54.166	72 Taiyo FURUSATO	JPN	HONDA	1'43.260	149.9	2
3'54.830	48 Ivan ORTOLÁ	SPA	KTM	1'42.148	151.5	2
4'06.330	44 David MUÑOZ	SPA	KTM	1'41.840	152.0	2
4'54.664	5 Jaume MASIA	SPA	HONDA	1'40.706	153.7	2
6'35.013	5 Jaume MASIA	SPA	HONDA	1'40.349	154.2	3
13'20.380	5 Jaume MASIA	SPA	HONDA	1'40.243	154.4	7
16'33.168	53 Deniz ÖNCÜ	TUR	KTM	1'40.011	154.8	9
19'53.442	53 Deniz ÖNCÜ	TUR	KTM	1'39.855	155.0	11

These data/results cannot be reproduced, stored and/or transmitted in whole or in part by any manner of electronic, mechanical, photocopying, recording, broadcasting or otherwise now known or herein after developed without the previous express consent by the copyright owner, except for reproduction in daily press and regular printed publications on sale to the public within 60 days of the event related to those data/results and always provided that copyright symbol appears together as follows below.

© DORNA, 2023

Official MotoGP Timing by TISSOT
www.motogp.com

Lombok, Friday, October 13, 2023

