

PERTAMINA GRAND PRIX OF INDONESIA
Qualifying Nr. 1
Classification



Rider	Nation	Team	Motorcycle	Time	Lap	Total	Gap	Top Speed
1 72 Taiyo FURUSATO	JPN	Honda Team Asia	HONDA	1'39.606	9	9		215.1
2 95 Collin VEIJER	NED	Liqui Moly Husqvarna Intact GP	HUSQVARNA	1'39.746	4	9	0.140 0.140	217.3
3 31 Adrian FERNANDEZ	SPA	Leopard Racing	HONDA	1'39.944	7	9	0.338 0.198	218.6
4 70 Joshua WHATLEY	GBR	VisionTrack Racing Team	HONDA	1'40.167	6	7	0.561 0.223	215.1
5 6 Ryusei YAMANAKA	JPN	Gaviota GASGAS Aspar Team	GASGAS	1'40.179	5	9	0.573 0.012	214.7
6 54 Riccardo ROSSI	ITA	SIC58 Squadra Corse	HONDA	1'40.239	7	7	0.633 0.060	218.1
7 64 Mario AJI	INA	Honda Team Asia	HONDA	1'40.318	2	7	0.712 0.079	214.2
8 27 Kaito TOBA	JPN	SIC58 Squadra Corse	HONDA	1'40.471	7	7	0.865 0.153	214.7
9 9 Nicola Fabio CARRARO	ITA	Rivacold Snipers Team	HONDA	1'40.490	3	5	0.884 0.019	215.5
10 20 Lorenzo FELLON	FRA	CIP Green Power	KTM	1'40.628	7	7	1.022 0.138	216.0
11 22 Ana CARRASCO	SPA	BOE Motorsports	KTM	1'40.689	4	9	1.083 0.061	214.7
12 43 Xavier ARTIGAS	SPA	CFMOTO Racing PruestelGP	CFMOTO	1'40.726	3	7	1.120 0.037	213.8
13 7 Filippo FARIOLI	ITA	Red Bull KTM Tech3	KTM	1'40.758	5	7	1.152 0.032	211.7
14 63 Syarifuddin AZMAN	MAL	MT Helmets - MSI	KTM	1'40.899	2	6	1.293 0.141	216.4
15 12 Noah DETTWILER	SWI	CIP Green Power	KTM	1'41.410	7	7	1.804 0.511	214.2

Practice condition: Dry
 Air: 31°
 Humidity: 65%
 Ground: 60°

Fastest Lap:	Lap: 9	Taiyo FURUSATO	1'39.606	155.4 Km/h
Best Race Lap:	2022	Jaume MASIA	1'40.197	154.5 Km/h
All Time Lap Record:	2023	Jaume MASIA	1'38.781	156.7 Km/h

The results are provisional until the end of the limit for protest and appeals.

Time limit for protest expires 60' after publication of the results - Time:

These data/results cannot be reproduced, stored and/or transmitted in whole or in part by any manner of electronic, mechanical, photocopying, recording, broadcasting or otherwise now known or herein after developed without the previous express consent by the copyright owner, except for reproduction in daily press and regular printed publications on sale to the public within 60 days of the event related to those data/results and always provided that copyright symbol appears together as follows below.

© DORNA, 2023

Official MotoGP Timing by **TISSOT**
 www.motogp.com

Lombok, Saturday, October 14, 2023





4301 m.

PERTAMINA GRAND PRIX OF INDONESIA

Qualifying Nr. 1

Top Speed & Average

21A



Rider	Nation	Motorcycle	Top 5 speeds					Average	Top
31 Adrian FERNANDEZ	SPA	HONDA	218.6	217.3	216.8	216.0	216.0	216.9	218.6
54 Riccardo ROSSI	ITA	HONDA	218.1	215.5	214.7	214.2	213.8	215.3	218.1
95 Collin VEIJER	NED	HUSQVARNA	217.3	214.2	213.8	213.8	213.8	214.6	217.3
63 Syarifuddin AZMAN	MAL	KTM	216.4	216.0	214.2	213.8		215.1	216.4
20 Lorenzo FELLON	FRA	KTM	216.0	214.7	213.8	213.8	213.4	214.3	216.0
9 Nicola Fabio CARRARO	ITA	HONDA	215.1	215.1	214.2			214.8	215.5
70 Joshua WHATLEY	GBR	HONDA	215.1	214.7	213.4	212.1	210.9	213.2	215.1
72 Taiyo FURUSATO	JPN	HONDA	215.1	213.4	213.0	213.0	213.0	213.5	215.1
6 Ryusei YAMANAKA	JPN	GASGAS	214.7	214.2	213.4	213.0	212.1	213.3	214.7
22 Ana CARRASCO	SPA	KTM	214.7	214.2	214.2	214.2	212.5	213.7	214.7
27 Kaito TOBA	JPN	HONDA	214.7	214.2	213.8	212.1	212.1	213.4	214.7
12 Noah DETTWILER	SWI	KTM	214.2	212.5	211.7	211.3	210.9	212.1	214.2
64 Mario AJI	INA	HONDA	214.2	213.0	213.0	211.3	208.4	212.0	214.2
43 Xavier ARTIGAS	SPA	CFMOTO	213.8	213.0	212.5	212.1	211.7	212.6	213.8
7 Filippo FARIOLI	ITA	KTM	211.7	210.9	210.5	210.5	210.1	210.7	211.7

These data/results cannot be reproduced, stored and/or transmitted in whole or in part by any manner of electronic, mechanical, photocopying, recording, broadcasting or otherwise now known or herein after developed without the previous express consent by the copyright owner, except for reproduction in daily press and regular printed publications on sale to the public within 60 days of the event related to those data/results and always provided that copyright symbol appears together as follows below.

© DORNA, 2023

Official MotoGP Timing by TISSOT
www.motogp.com



Lombok, Saturday, October 14, 2023



4301 m.

PERTAMINA GRAND PRIX OF INDONESIA

Qualifying Nr. 1

Chronological Analysis of Performances

22A

* Lap / Sector time cancelled							T1 Time from finish line to 1st intermediate					T3 Time from 2nd intermed. to 3rd intermed.				
P Crossing the finish line in pit lane							T2 Time from 1st intermed. to 2nd intermed.					T4 Time from 3rd intermediate to finish line				
Lap	Lap Time	T1	T2	T3	T4	Speed	Lap	Lap Time	T1	T2	T3	T4	Speed			
1st	72	Taiyo FURUSATO		Honda Team Asia		JPN										
		Runs=1	Total laps=9	Full laps=8	Valid laps=7											
1	2'26.966	25.773	20.758	20.397	30.967		1	1'57.640	26.072	21.226	21.433	31.478				
2	1'40.101	28.891	<u>20.396</u>	20.015	30.799	<u>215.1</u>	2	1'40.595	29.103	20.660	20.019	30.813	214.2			
3	1'39.772	28.814	20.440	<u>19.917</u>	30.601	213.4	3	1'40.336	29.013	<u>20.575</u>	20.107	30.641	<u>214.7</u>			
4	1'54.205	35.594	21.067	21.689	35.855	212.1	4	1'42.504	29.082	21.157	20.678	31.587	211.3			
5	1'40.149	28.912	20.568	19.998	30.671	213.0	5	<u>1'40.179</u>	<u>28.948</u>	20.594	<u>20.015</u>	30.622	213.4			
6	1'39.923	28.794	20.621	19.973	30.535	213.0	6	1'40.670	28.990	20.642	20.066	30.972	212.1			
7	1'39.877	28.846	20.462	19.917	30.652	212.5	7	1'42.148	29.085	20.587	20.046	32.430	211.3			
8	1'52.762 *	29.46*	22.171	20.593	40.532	212.5	8	1'56.309	29.486	21.339	27.040	38.444	213.0			
9	<u>1'39.606</u>	<u>28.773</u>	20.435	19.926	<u>30.472</u>	213.0	9	1'40.262	28.984	20.644	20.048	<u>30.586</u>	212.1			
2nd	95	Collin VEIJER		Liqui Moly Husqvarna		NED										
		Runs=1	Total laps=9	Full laps=7	Valid laps=7											
1	2'22.767	25.888	20.482	20.669	30.901		1	2'25.290 *	25.799	21.082*	20.677	31.259				
2	1'40.393	29.172	20.365	20.294	30.562	214.2	2	1'43.381	29.234	20.818	22.181	31.148	214.2			
3	1'39.987	28.940	20.372	20.151	30.524	213.8	3	1'40.877	28.999	20.738	20.218	30.922	215.5			
4	<u>1'39.746</u>	28.951	<u>20.246</u>	20.122	<u>30.427</u>	213.4	4	1'51.149 P	31.217	21.709*	22.327	35.896	213.8			
5	1'39.764	<u>28.892</u>	20.318	<u>20.067</u>	30.487	213.4	5	4'41.910 *	26.293	21.187*	20.477	30.973				
6	1'39.852	28.904	20.271	20.232	30.445	213.8	6	2'12.496	<u>28.913</u>	20.611	20.213	1'02.759	<u>218.1</u>			
7	1'40.154	29.018	20.319	20.176	30.641	213.8	7	<u>1'40.239</u>	28.963	<u>20.557</u>	<u>20.037</u>	<u>30.682</u>	214.7			
8	2'03.578	29.000	20.569	23.738	50.271	<u>217.3</u>										
9	1'50.537 P	32.352	22.567	24.434	31.184	213.4										
3rd	31	Adrian FERNANDEZ		Leopard Racing		SPA										
		Runs=1	Total laps=9	Full laps=8	Valid laps=6											
1	1'58.477	25.680	20.569	20.747	31.518		1	2'27.118	25.529	21.005	21.025	32.393				
2	1'40.564	29.026	20.314	20.421	30.803	<u>218.6</u>	2	<u>1'40.318</u>	<u>28.912</u>	<u>20.433</u>	20.186	<u>30.787</u>	213.0			
3	1'39.826 *	<u>28.745</u>	20.366*	<u>20.056</u>	30.659	216.8	3	1'42.183	29.014	21.312	20.399	31.458	211.3			
4	1'40.706	28.928	20.753	20.436	30.589	217.3	4	1'43.482 P	29.755	22.049	20.589	31.089	213.0			
5	1'43.351	31.650	20.784	20.254	30.663	215.1	5	4'49.747 *	25.500	20.931*	20.344	30.915				
6	1'40.483 *	28.983	20.632*	20.213	30.655	216.0	6	1'42.889	28.959	20.557	<u>20.157</u>	33.216	<u>214.2</u>			
7	<u>1'39.944</u>	28.809	<u>20.303</u>	20.184	30.648	216.0	7	1'41.358	29.328	20.841	20.255	30.934	208.4			
8	2'16.723	30.409	21.400	24.885	1'00.029	214.7										
9	1'40.060	28.961	20.321	20.302	<u>30.476</u>	214.7										
4th	70	Joshua WHATLEY		VisionTrack Racing T		GBR										
		Runs=2	Total laps=7	Full laps=4	Valid laps=4											
1	2'23.461	26.069	20.951	20.343	31.191		1	2'29.105	26.525	21.141	20.692	31.439				
2	1'40.615	29.026	20.738	20.086	30.765	213.4	2	1'41.574	29.291	20.931	20.409	30.943	<u>214.7</u>			
3	1'41.053	29.061	20.800	20.243	30.949	<u>215.1</u>	3	1'40.788	29.053	20.710	20.185	30.840	213.8			
4	1'55.056 P	31.554	23.615	24.569	35.318	210.9	4	1'45.349 P	29.117	<u>20.570</u>	21.914	33.748	214.2			
5	4'42.993 *	26.756	21.327*	20.869	30.838		5	4'44.418 *	26.201	21.075*	20.651	31.245				
6	<u>1'40.167</u>	28.964	<u>20.480</u>	<u>20.035</u>	<u>30.688</u>	214.7	6	1'57.280 *	29.106	20.837	21.284	46.053*	212.1			
7	1'43.123	<u>28.826</u>	21.251	20.834	32.212	212.1	7	<u>1'40.471</u>	<u>28.979</u>	20.777	<u>20.124</u>	<u>30.591</u>	212.1			
5th	6	Ryusei YAMANAKA		Gaviota GASGAS Asp		JPN										
		Runs=1	Total laps=9	Full laps=8	Valid laps=8											
6th	54	Riccardo ROSSI		SIC58 Squadra Corse		ITA										
		Runs=2	Total laps=7	Full laps=4	Valid laps=4											
7th	64	Mario AJI		Honda Team Asia		INA										
		Runs=2	Total laps=7	Full laps=4	Valid laps=4											
8th	27	Kaito TOBA		SIC58 Squadra Corse		JPN										
		Runs=2	Total laps=7	Full laps=4	Valid laps=3											
9th	9	Nicola Fabio CARR		Rivacold Snipers Tea		ITA										
		Runs=2	Total laps=5	Full laps=2	Valid laps=2											

Fastest Lap: Taiyo FURUSATO Honda Team Asia JPN **1'39.606** 28.773 20.435 19.926 30.472

These data/results cannot be reproduced, stored and/or transmitted in whole or in part by any manner of electronic, mechanical, photocopying, recording, broadcasting or otherwise now known or herein after developed without the previous express consent by the copyright owner, except for reproduction in daily press and regular printed publications on sale to the public within 60 days of the event related to those data/results and always provided that copyright symbol appears together as follows below.
© DORNA, 2023



Qualifying Nr. 1

Moto3

Lap	Lap Time	T1	T2	T3	T4	Speed	Lap	Lap Time	T1	T2	T3	T4	Speed
3	1'40.490	28.927	20.544	20.238	30.781	215.1	1	1'59.846	26.258	20.895	20.772	31.671	
4	1'42.972 P	30.458	20.960*	20.620	30.934	214.2	2	1'41.811	29.462	20.758	20.624	30.967	212.5
5	5'20.350 *	26.424	20.734*	20.327	30.882*		3	1'46.647 P	32.237	22.286*	21.006	31.118	211.7

10th 20 Lorenzo FELLON CIP Green Power FRA
Runs=2 Total laps=7 Full laps=4 Valid laps=3

1	1'58.909	25.935	20.793	20.711	31.350	
2	1'41.364	29.359	20.602	20.388	31.015	213.8
3	1'40.935	29.030	20.757	20.319	30.829	216.0
4	1'42.955 P	30.005	21.489	20.700	30.761	213.4
5	5'17.275 *	25.635	21.167*	20.557	31.332	
6	1'58.865 *	29.035	20.832	20.714	48.284*	214.7
7	1'40.628	29.092	20.542	20.241	30.753	213.8

11th 22 Ana CARRASCO BOE Motorsports SPA
Runs=1 Total laps=9 Full laps=8 Valid laps=8

1	1'56.945	27.463	21.272	21.405	31.244	
2	1'41.368	29.243	20.782	20.329	31.014	214.2
3	1'40.854	29.133	20.875	20.151	30.695	211.7
4	1'40.689	28.990	20.609	20.365	30.725	214.7
5	1'43.704	31.019	21.303	20.368	31.014	214.2
6	1'40.862	29.043	20.680	20.233	30.906	214.2
7	1'44.674	29.036	20.706	20.262	34.670	212.5
8	1'52.934	29.083	20.669	20.261	42.921	212.5
9	1'40.826	29.043	20.589	20.435	30.759	212.1

12th 43 Xavier ARTIGAS CFMOTO Racing Pru SPA
Runs=2 Total laps=7 Full laps=4 Valid laps=4

1	1'44.966	25.897	21.019	20.616	31.109	
2	1'40.893	29.102	20.632	20.324	30.835	212.5
3	1'40.726	28.963	20.683	20.316	30.764	212.1
4	1'40.965	29.110	20.529	20.404	30.922	213.0
5	1'43.344 P	29.556	21.807	20.627	31.354	211.7
6	5'56.689 *	32.109	24.461	21.787	56.932*	
7	1'42.034	28.977	20.370	20.231	32.456	213.8

13th 7 Filippo FARIOLI Red Bull KTM Tech3 ITA
Runs=2 Total laps=7 Full laps=3 Valid laps=3

1	1'56.735	25.684	20.626	20.815	31.140	
2	1'40.917	29.290	20.559	20.186	30.882	210.5
3	1'40.556 P	29.204	20.531	20.150	30.671	211.7
4	5'09.439 *	25.545	21.450*	20.415	31.225	
5	1'40.758	29.009	20.513	20.334	30.902	210.5
6	2'12.380	29.033	20.386	20.355	1'02.606	210.9
7	2'07.680 P	29.312	31.610*	28.756	38.002	210.1

14th 63 Syarifuddin AZMAN MT Helmets - MSI MAL
Runs=2 Total laps=6 Full laps=3 Valid laps=2

1	2'23.012	27.131	21.398	20.661	30.979	
2	1'40.899	29.136	20.466	20.384	30.913	216.4
3	1'41.567	29.677	20.616	20.160	31.114	213.8
4	1'44.835 P	29.535	21.543	21.511	32.246	214.2
5	6'57.597	29.893	24.316	22.990	58.708	
6	1'41.543 *	29.150	20.621*	20.522	31.250	216.0

15th 12 Noah DETTWILER CIP Green Power SWI
Runs=2 Total laps=7 Full laps=4 Valid laps=4

Fastest Lap: Taiyo FURUSATO Honda Team Asia JPN **1'39.606** 28.773 20.435 19.926 30.472

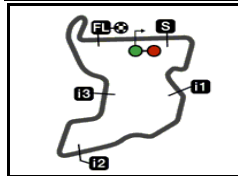
These data/results cannot be reproduced, stored and/or transmitted in whole or in part by any manner of electronic, mechanical, photocopying, recording, broadcasting or otherwise now known or herein after developed without the previous express consent by the copyright owner, except for reproduction in daily press and regular printed publications on sale to the public within 60 days of the event related to those data/results and always provided that copyright symbol appears together as follows below.
© DORNA, 2023

Official MotoGP Timing by TISSOT
www.motogp.com

Lombok, Saturday, October 14, 2023

Page 2 of 2





4301 m.

PERTAMINA GRAND PRIX OF INDONESIA

After the Qualifying Nr. 1

Event Best Maximum Speed



Rider	Nation	Team	Motorcycle	Km/h	
99 José Antonio RUEDA	SPA	Red Bull KTM Ajo	KTM	220.4	Practice Nr. 2
18 Matteo BERTELLE	ITA	Rivacold Snipers Team	HONDA	219.0	Practice Nr. 3
19 Scott OGDEN	GBR	VisionTrack Racing Team	HONDA	219.0	Practice Nr. 3
96 Daniel HOLGADO	SPA	Red Bull KTM Tech3	KTM	218.6	Practice Nr. 3
31 Adrian FERNANDEZ	SPA	Leopard Racing	HONDA	218.6	Qualifying Nr. 1
10 Diogo MOREIRA	BRA	MT Helmets - MSI	KTM	218.6	Practice Nr. 3
54 Riccardo ROSSI	ITA	SIC58 Squadra Corse	HONDA	218.1	Qualifying Nr. 1
9 Nicola Fabio CARRARO	ITA	Rivacold Snipers Team	HONDA	218.1	Practice Nr. 3
44 David MUÑOZ	SPA	BOE Motorsports	KTM	218.1	Practice Nr. 3
20 Lorenzo FELLON	FRA	CIP Green Power	KTM	217.7	Practice Nr. 2
43 Xavier ARTIGAS	SPA	CFMOTO Racing PruestelGP	CFMOTO	217.7	Practice Nr. 2
5 Jaume MASIA	SPA	Leopard Racing	HONDA	217.7	Practice Nr. 3
63 Syarifuddin AZMAN	MAL	MT Helmets - MSI	KTM	217.7	Practice Nr. 2
71 Ayumu SASAKI	JPN	Liqui Moly Husqvarna Intact GP	HUSQVARNA	217.7	Practice Nr. 3
72 Taiyo FURUSATO	JPN	Honda Team Asia	HONDA	217.3	Practice Nr. 2
95 Collin VEIJER	NED	Liqui Moly Husqvarna Intact GP	HUSQVARNA	217.3	Qualifying Nr. 1
80 David ALONSO	COL	Gaviota GASGAS Aspar Team	GASGAS	217.3	Practice Nr. 3
48 Ivan ORTOLÁ	SPA	Angeluss MTA Team	KTM	217.3	Practice Nr. 3
6 Ryusei YAMANAKA	JPN	Gaviota GASGAS Aspar Team	GASGAS	216.8	Practice Nr. 3
12 Noah DETTWILER	SWI	CIP Green Power	KTM	216.8	Practice Nr. 2
70 Joshua WHATLEY	GBR	VisionTrack Racing Team	HONDA	216.4	Practice Nr. 3
7 Filippo FARIOLI	ITA	Red Bull KTM Tech3	KTM	216.4	Practice Nr. 3
82 Stefano NEPA	ITA	Angeluss MTA Team	KTM	216.0	Practice Nr. 3
93 Arbi ADITAMA	INA	Honda Team Asia	HONDA	216.0	Practice Nr. 3
27 Kaito TOBA	JPN	SIC58 Squadra Corse	HONDA	215.5	Practice Nr. 2
22 Ana CARRASCO	SPA	BOE Motorsports	KTM	214.7	Qualifying Nr. 1
66 Joel KELSO	AUS	CFMOTO Racing PruestelGP	CFMOTO	214.7	Practice Nr. 1
53 Deniz ÖNCÜ	TUR	Red Bull KTM Ajo	KTM	214.2	Practice Nr. 3
64 Mario AJI	INA	Honda Team Asia	HONDA	214.2	Qualifying Nr. 1

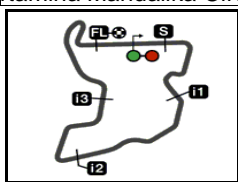
These data/results cannot be reproduced, stored and/or transmitted in whole or in part by any manner of electronic, mechanical, photocopying, recording, broadcasting or otherwise now known or herein after developed without the previous express consent by the copyright owner, except for reproduction in daily press and regular printed publications on sale to the public within 60 days of the event related to those data/results and always provided that copyright symbol appears together as follows below.

© DORNA, 2023

Official MotoGP Timing by TISSOT
www.motogp.com

Lombok, Saturday, October 14, 2023





4301 m.

PERTAMINA GRAND PRIX OF INDONESIA

Qualifying Nr. 1

Best Partial Times

IT Ideal Lap Time, sum of the best partial times

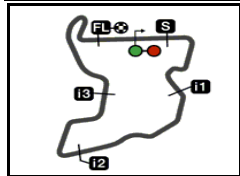
BT Best Lap Time

T1		T2		T3		T4				<i>IT</i>	<i>BT</i>	
<i>Pos</i>	<i>Rider</i>	<i>Time</i>	<i>Rider</i>	<i>Time</i>	<i>Rider</i>	<i>Time</i>	<i>Rider</i>	<i>Time</i>	<i>Pos</i>	<i>Rider</i>	<i>IT</i>	<i>BT</i>
1	A.FERNANDEZ	28.745	C.VEIJER	20.246	T.FURUSATO	19.917	C.VEIJER	30.427	1	T.FURUSATO	1'39.558	1'39.606 (1)
2	T.FURUSATO	28.773	A.FERNANDEZ	20.303	R.YAMANAKA	20.015	T.FURUSATO	30.472	2	A.FERNANDEZ	1'39.580	1'39.944 (3)
3	J.WHATLEY	28.826	X.ARTIGAS	20.370	J.WHATLEY	20.035	A.FERNANDEZ	30.476	3	C.VEIJER	1'39.632	1'39.746 (2)
4	C.VEIJER	28.892	F.FARIOLI	20.386	R.ROSSI	20.037	R.YAMANAKA	30.586	4	J.WHATLEY	1'40.029	1'40.167 (4)
5	M.AJI	28.912	T.FURUSATO	20.396	A.FERNANDEZ	20.056	K.TOBA	30.591	5	R.YAMANAKA	1'40.124	1'40.179 (5)
6	R.ROSSI	28.913	M.AJI	20.433	C.VEIJER	20.067	R.ROSSI	30.682	6	R.ROSSI	1'40.189	1'40.239 (6)
7	N.CARRARO	28.927	S.AZMAN	20.466	K.TOBA	20.124	J.WHATLEY	30.688	7	K.TOBA	1'40.264	1'40.471 (8)
8	R.YAMANAKA	28.948	J.WHATLEY	20.480	F.FARIOLI	20.150	A.CARRASCO	30.695	8	M.AJI	1'40.289	1'40.318 (7)
9	X.ARTIGAS	28.963	L.FELLON	20.542	A.CARRASCO	20.151	L.FELLON	30.753	9	X.ARTIGAS	1'40.328	1'40.726 (12)
10	K.TOBA	28.979	N.CARRARO	20.544	M.AJI	20.157	X.ARTIGAS	30.764	10	A.CARRASCO	1'40.425	1'40.689 (11)
11	A.CARRASCO	28.990	R.ROSSI	20.557	S.AZMAN	20.160	N.CARRARO	30.781	11	F.FARIOLI	1'40.427	1'40.758 (13)
12	F.FARIOLI	29.009	K.TOBA	20.570	X.ARTIGAS	20.231	M.AJI	30.787	12	N.CARRARO	1'40.490	1'40.490 (9)
13	L.FELLON	29.030	R.YAMANAKA	20.575	N.CARRARO	20.238	N.DETTWILER	30.789	13	L.FELLON	1'40.566	1'40.628 (10)
14	S.AZMAN	29.136	A.CARRASCO	20.589	L.FELLON	20.241	F.FARIOLI	30.882	14	S.AZMAN	1'40.675	1'40.899 (14)
15	N.DETTWILER	29.312	N.DETTWILER	20.758	N.DETTWILER	20.465	S.AZMAN	30.913	15	N.DETTWILER	1'41.324	1'41.410 (15)

These data/results cannot be reproduced, stored and/or transmitted in whole or in part by any manner of electronic, mechanical, photocopying, recording, broadcasting or otherwise now known or herein after developed without the previous express consent by the copyright owner, except for reproduction in daily press and regular printed publications on sale to the public within 60 days of the event related to those data/results and always provided that copyright symbol appears together as follows below.
© DORNA, 2023


Official MotoGP Timing by  TISSOT
www.motogp.com





4301 m.

PERTAMINA GRAND PRIX OF INDONESIA
Qualifying Nr. 1
Fastest Laps Sequence

<i>Practice Time</i>	 <i>Rider</i>	<i>Nation</i>	<i>Motorcycle</i>	<i>Time</i>	<i>Km/h</i>	<i>Rider's Lap</i>
3'25.859	43 Xavier ARTIGAS	SPA	CFMOTO	1'40.893	153.4	2
3'38.235	6 Ryusei YAMANAKA	JPN	GASGAS	1'40.595	153.9	2
3'39.041	31 Adrian FERNANDEZ	SPA	HONDA	1'40.564	153.9	2
4'03.160	95 Collin VEIJER	NED	HUSQVARNA	1'40.393	154.2	2
4'07.067	72 Taiyo FURUSATO	JPN	HONDA	1'40.101	154.6	2
5'43.147	95 Collin VEIJER	NED	HUSQVARNA	1'39.987	154.8	3
5'46.839	72 Taiyo FURUSATO	JPN	HONDA	1'39.772	155.1	3
7'22.893	95 Collin VEIJER	NED	HUSQVARNA	1'39.746	155.2	4
16'13.361	72 Taiyo FURUSATO	JPN	HONDA	1'39.606	155.4	9

These data/results cannot be reproduced, stored and/or transmitted in whole or in part by any manner of electronic, mechanical, photocopying, recording, broadcasting or otherwise now known or herein after developed without the previous express consent by the copyright owner, except for reproduction in daily press and regular printed publications on sale to the public within 60 days of the event related to those data/results and always provided that copyright symbol appears together as follows below.

© DORNA, 2023

Official MotoGP Timing by TISSOT
 www.motogp.com

Lombok, Saturday, October 14, 2023

