


4301 m.

PERTAMINA GRAND PRIX OF INDONESIA

**Warm Up
Classification**

25

	Rider	Nation	Team	Motorcycle	Time	Lap	Total	Gap	Top Speed
1	12 Maverick VIÑALES	SPA	Aprilia Racing	APRILIA	1'31.043	7	7		313.9
2	89 Jorge MARTIN	SPA	Prima Pramac Racing	DUCATI	1'31.127	6	7	0.084 0.084	313.9
3	30 Takaaki NAKAGAMI	JPN	LCR Honda IDEMITSU	HONDA	1'31.279	7	7	0.236 0.152	306.8
4	21 Franco MORBIDELLI	ITA	Monster Energy Yamaha MotoGP	YAMAHA	1'31.339	5	6	0.296 0.060	310.3
5	5 Johann ZARCO	FRA	Prima Pramac Racing	DUCATI	1'31.362	7	7	0.319 0.023	313.0
6	20 Fabio QUARTARARO	FRA	Monster Energy Yamaha MotoGP	YAMAHA	1'31.409	7	7	0.366 0.047	311.2
7	1 Francesco BAGNAIA	ITA	Ducati Lenovo Team	DUCATI	1'31.448	6	7	0.405 0.039	313.9
8	23 Enea BASTIANINI	ITA	Ducati Lenovo Team	DUCATI	1'31.470	6	7	0.427 0.022	308.5
9	43 Jack MILLER	AUS	Red Bull KTM Factory Racing	KTM	1'31.501	7	7	0.458 0.031	313.0
10	10 Luca MARINI	ITA	Mooney VR46 Racing Team	DUCATI	1'31.524	7	7	0.481 0.023	313.0
11	93 Marc MARQUEZ	SPA	Repsol Honda Team	HONDA	1'31.666	6	7	0.623 0.142	311.2
12	33 Brad BINDER	RSA	Red Bull KTM Factory Racing	KTM	1'31.670	4	7	0.627 0.004	313.9
13	44 Poi ESPARGARO	SPA	GASGAS Factory Racing Tech3	KTM	1'31.701	5	7	0.658 0.031	310.3
14	37 Augusto FERNANDEZ	SPA	GASGAS Factory Racing Tech3	KTM	1'31.746	5	7	0.703 0.045	308.5
15	42 Alex RINS	SPA	LCR Honda CASTROL	HONDA	1'31.820	7	7	0.777 0.074	308.5
16	36 Joan MIR	SPA	Repsol Honda Team	HONDA	1'31.879	5	7	0.836 0.059	311.2
17	25 Raul FERNANDEZ	SPA	CryptoDATA RNF MotoGP Team	APRILIA	1'31.900	6	6	0.857 0.021	309.4
18	41 Aleix ESPARGARO	SPA	Aprilia Racing	APRILIA	1'31.916	6	7	0.873 0.016	311.2
19	49 Fabio DI GIANNANTONIO	ITA	Gresini Racing MotoGP	DUCATI	1'32.057	7	7	1.014 0.141	310.3
20	72 Marco BEZZECCHI	ITA	Mooney VR46 Racing Team	DUCATI	1'32.409	5	7	1.366 0.352	314.8
21	88 Miguel OLIVEIRA	POR	CryptoDATA RNF MotoGP Team	APRILIA	1'33.494	3	4	2.451 1.085	308.5

Practice condition: Dry

Air: 33°

Humidity: 65%

Ground: 53°

Fastest Lap:	Lap: 7	Maverick VIÑALES	1'31.043	170 Km/h
Best Race Lap:	2022	Fabio QUARTARARO	1'38.749	156.7 Km/h
All Time Lap Record:	2023	Luca MARINI	1'29.978	172.0 Km/h

The results are provisional until the end of the limit for protest and appeals.

Time limit for protest expires 60' after publication of the results - Time:

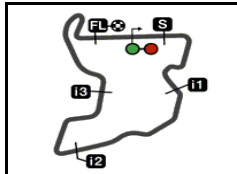
These data/results cannot be reproduced, stored and/or transmitted in whole or in part by any manner of electronic, mechanical, photocopying, recording, broadcasting or otherwise now known or herein after developed without the previous express consent by the copyright owner, except for reproduction in daily press and regular printed publications on sale to the public within 60 days of the event related to those data/results and always provided that copyright symbol appears together as follows below.

© DORNA, 2023

Official MotoGP Timing by **TISSOT**
www.motogp.com



Lombok, Sunday, October 15, 2023



4301 m.

PERTAMINA GRAND PRIX OF INDONESIA

Warm Up

Top Speed & Average

26



Rider	Nation	Motorcycle	Top 5 speeds					Average	Top
72 Marco BEZZECCHI	ITA	DUCATI	314.8	313.9	312.1	309.4	307.6	310.9	314.8
1 Francesco BAGNAIA	ITA	DUCATI	313.9	313.9	313.9	310.3	309.4	312.3	313.9
12 Maverick VIÑALES	SPA	APRILIA	313.9	313.0	313.0	313.0	312.1	313.0	313.9
33 Brad BINDER	RSA	KTM	313.9	313.9	309.4	308.5	305.9	310.3	313.9
89 Jorge MARTIN	SPA	DUCATI	313.9	312.1	310.3	309.4	304.2	310.0	313.9
5 Johann ZARCO	FRA	DUCATI	313.0	311.2	310.3	309.4	307.6	310.3	313.0
10 Luca MARINI	ITA	DUCATI	313.0	311.2	309.4	309.4	307.6	309.7	313.0
43 Jack MILLER	AUS	KTM	313.0	312.1	310.3	310.3	305.9	310.3	313.0
20 Fabio QUARTARARO	FRA	YAMAHA	311.2	311.2	310.3	310.3	308.5	310.3	311.2
36 Joan MIR	SPA	HONDA	311.2	310.3	310.3	308.5	306.8	309.4	311.2
41 Aleix ESPARGARO	SPA	APRILIA	311.2	310.3	310.3	308.5	305.9	309.2	311.2
93 Marc MARQUEZ	SPA	HONDA	311.2	309.4	305.0	304.2	300.8	306.1	311.2
21 Franco MORBIDELLI	ITA	YAMAHA	310.3	309.4	306.8	302.5	301.6	306.1	310.3
44 Pol ESPARGARO	SPA	KTM	310.3	307.6	306.8	306.8	304.2	307.1	310.3
49 Fabio DI GIANNANTONIO	ITA	DUCATI	310.3	310.3	308.5	307.6	305.0	308.3	310.3
25 Raul FERNANDEZ	SPA	APRILIA	309.4	307.6	307.6	306.8		307.9	309.4
23 Enea BASTIANINI	ITA	DUCATI	308.5	307.6	303.3	302.5	302.5	304.9	308.5
37 Augusto FERNANDEZ	SPA	KTM	308.5	306.8	305.9	305.0	301.6	305.6	308.5
42 Alex RINS	SPA	HONDA	308.5	307.6	306.8	303.3	300.8	305.4	308.5
88 Miguel OLIVEIRA	POR	APRILIA	308.5	305.9	300.8			305.1	308.5
30 Takaaki NAKAGAMI	JPN	HONDA	306.8	306.8	305.0	291.8	290.3	300.1	306.8

These data/results cannot be reproduced, stored and/or transmitted in whole or in part by any manner of electronic, mechanical, photocopying, recording, broadcasting or otherwise now known or herein after developed without the previous express consent by the copyright owner, except for reproduction in daily press and regular printed publications on sale to the public within 60 days of the event related to those data/results and always provided that copyright symbol appears together as follows below.

© DORNA, 2023

Official MotoGP Timing by TISSOT
www.motogp.com



Lombok, Sunday, October 15, 2023



4301 m.

PERTAMINA GRAND PRIX OF INDONESIA

Warm Up

Chronological Analysis of Performances

27

* Lap / Sector time cancelled T1 Time from finish line to 1st intermediate T3 Time from 2nd intermed. to 3rd intermed.
 P Crossing the finish line in pit lane T2 Time from 1st intermed. to 2nd intermed. T4 Time from 3rd intermediate to finish line
 **Tyre data subject to further updates

Lap	Lap Time	T1	T2	T3	T4	Speed	Lap	Lap Time	T1	T2	T3	T4	Speed
1st	12	Maverick VIÑALES		APRILIA	SPA		3	1'32.475	25.859	19.124	19.142	28.350	302.5
		Aprilia Racing					4	1'32.104	25.655	19.119	18.972	28.358	306.8
		Runs=1 Total laps=7 Full laps=6 Valid laps=6					5	1'31.339	25.516	18.881	18.815	28.127	310.3
Run #	1	Front Tyre	Slick-Medium	Rear Tyre	Slick-Medium		6	1'42.240 *	25.390	23.802*	23.095	29.953	309.4
		New Tyre		New Tyre									
1	2'00.076	26.538	20.918	19.959	29.427								
2	1'33.894	26.092	19.634	19.359	28.809	311.2							
3	1'32.517	25.743	19.067	19.195	28.512	313.0							
4	1'31.683	25.439	18.847	19.023	28.374	312.1							
5	1'31.380	25.497	18.743	18.905	28.235	313.9							
6	1'31.391	25.346	18.510	19.272	28.263	313.0							
7	1'31.043	25.261	18.698	18.844	28.240	313.0							
5th	5	Johann ZARCO		DUCATI	FRA								
		Prima Pramac Racing											
		Runs=1 Total laps=7 Full laps=6 Valid laps=6											
Run #	1	Front Tyre	Slick-Hard	Rear Tyre	Slick-Medium								
		11 Laps at start		New Tyre									
1	2'00.730	26.479	21.251	20.104	29.804								
2	1'33.923	26.316	19.356	19.312	28.939	310.3							
3	1'33.068	25.962	19.013	19.108	28.985	309.4							
4	1'32.021	25.849	18.920	18.937	28.315	311.2							
5	1'31.499	25.489	18.697	18.891	28.422	307.6							
6	1'32.536	25.713	19.047	19.159	28.617	306.8							
7	1'31.362	25.496	18.746	18.866	28.254	313.0							
6th	20	Fabio QUARTARARO		YAMAHA	FRA								
		Monster Energy Yamaha MotoGP											
		Runs=1 Total laps=7 Full laps=6 Valid laps=6											
Run #	1	Front Tyre	Slick-Soft	Rear Tyre	Slick-Medium								
		13 Laps at start		New Tyre									
1	1'39.181	26.739	20.735	19.966	29.297								
2	1'33.961	26.051	19.809	19.373	28.728	307.6							
3	1'32.417	25.737	19.212	19.096	28.372	308.5							
4	1'34.943	25.655	19.098	21.003	29.187	311.2							
5	1'31.875	25.559	19.173	19.002	28.141	310.3							
6	1'34.242	25.458	18.971	18.909	30.904	310.3							
7	1'31.409	25.428	18.993	18.910	28.078	311.2							
7th	1	Francesco BAGNAIA		DUCATI	ITA								
		Ducati Lenovo Team											
		Runs=1 Total laps=7 Full laps=6 Valid laps=6											
Run #	1	Front Tyre	Slick-Hard	Rear Tyre	Slick-Medium								
		New Tyre		New Tyre									
1	1'39.455	27.157	20.636	19.758	29.158								
2	1'33.259	26.047	19.397	19.179	28.636	302.5							
3	1'32.392	25.712	19.205	18.985	28.490	310.3							
4	1'32.242	25.916	19.014	18.928	28.384	313.9							
5	1'31.691	25.496	18.958	18.851	28.386	313.9							
6	1'31.448	25.406	18.817	18.873	28.352	313.9							
7	1'32.197	25.570	19.185	19.024	28.418	309.4							
2nd	89	Jorge MARTIN		DUCATI	SPA								
		Prima Pramac Racing											
		Runs=1 Total laps=7 Full laps=6 Valid laps=6											
Run #	1	Front Tyre	Slick-Soft	Rear Tyre	Slick-Medium								
		13 Laps at start		8 Laps at start									
1	2'03.462	27.751	20.239	21.863	29.189								
2	1'33.103	26.225	19.218	19.153	28.507	290.3							
3	1'31.826	25.640	18.834	18.893	28.459	309.4							
4	1'36.698	25.593	20.609	21.354	29.142	304.2							
5	1'31.456	25.569	18.897	18.830	28.160	312.1							
6	1'31.127	25.551	18.605	18.815	28.156	313.9							
7	1'41.969	29.686	23.567	19.365	29.351	310.3							
3rd	30	Takaaki NAKAGAMI		HONDA	JPN								
		LCR Honda IDEMITSU											
		Runs=1 Total laps=7 Full laps=6 Valid laps=5											
Run #	1	Front Tyre	Slick-Soft	Rear Tyre	Slick-Soft								
		9 Laps at start		5 Laps at start									
1	1'50.652	27.879	20.969	20.180	30.234								
2	1'33.895	26.267	19.641	19.265	28.722	289.5							
3	1'32.672	25.905	19.277	19.065	28.425	290.3							
4	1'33.551	26.996	19.152	19.006	28.397	291.8							
5	1'31.745	25.709	18.835	18.908	28.293	306.8							
6	1'31.708 *	25.627	18.819*	18.954	28.308	305.0							
7	1'31.279	25.605	18.759	18.827	28.088	306.8							
4th	21	Franco MORBIDELLI		YAMAHA	ITA								
		Monster Energy Yamaha MotoGP											
		Runs=1 Total laps=6 Full laps=5 Valid laps=4											
Run #	1	Front Tyre	Slick-Soft	Rear Tyre	Slick-Medium								
		New Tyre		New Tyre									
1	2'03.283	27.361	20.788	20.668	29.936								
2	1'40.750	31.000	20.338	20.040	29.372	301.6							

Fastest Lap: Maverick VIÑALES Aprilia Racing SPA **1'31.043** 25.261 18.698 18.844 28.240

These data/results cannot be reproduced, stored and/or transmitted in whole or in part by any manner of electronic, mechanical, photocopying, recording, broadcasting or otherwise now known or herein after developed without the previous express consent by the copyright owner, except for reproduction in daily press and regular printed publications on sale to the public within 60 days of the event related to those data/results and always provided that copyright symbol appears together as follows below.
 © DORNA, 2023



Warm Up

MotoGP

Lap	Lap Time	T1	T2	T3	T4	Speed	Lap	Lap Time	T1	T2	T3	T4	Speed	
8th	23	Enea BASTIANINI				DUCATI	ITA	1	2'01.583	27.320	20.745	20.383	29.091	
		Ducati Lenovo Team						2	1'33.227	25.885	19.229	19.479	28.634	305.9
		Runs=1	Total laps=7	Full laps=6	Valid laps=5			3	1'32.538	25.963	19.102	19.060	28.413	304.2
<i>Run #</i>	<i>1</i>	<i>Front Tyre</i>	<i>Slick-Hard</i>	<i>Rear Tyre</i>	<i>Slick-Medium</i>			4	1'31.670	25.591	18.938	18.903	28.238	308.5
		9 Laps at start				New Tyre		5	1'31.951	25.706	18.971	18.868	28.406	309.4
1	2'05.144	27.380	20.612	20.927	29.595			6	1'34.991	28.576	19.138	18.961	28.316	313.9
2	1'38.212	29.545	19.975	19.577	29.115	303.3		7	1'36.893 *	25.640	18.978	19.162	33.113*	313.9
3	1'38.755 *	30.155	19.512*	19.513	29.575	307.6								
4	1'32.410	25.878	18.938	19.044	28.550	302.5								
5	1'32.910	25.662	18.992	18.946	29.310	308.5								
6	1'31.470	25.533	18.766	18.884	28.287	301.6								
7	1'32.139	25.633	18.807	19.262	28.437	302.5								
9th	43	Jack MILLER				KTM	AUS	1	2'04.025	27.595	20.781	20.510	29.477	
		Red Bull KTM Factory Racing						2	1'33.533	26.310	19.562	19.155	28.506	296.7
		Runs=1	Total laps=7	Full laps=6	Valid laps=6			3	1'32.299	25.692	19.340	18.938	28.329	306.8
<i>Run #</i>	<i>1</i>	<i>Front Tyre</i>	<i>Slick-Soft</i>	<i>Rear Tyre</i>	<i>Slick-Medium</i>			4	1'35.597	25.759	20.438	20.304	29.096	310.3
		8 Laps at start				New Tyre		5	1'31.701	25.616	18.908	18.829	28.348	307.6
1	1'44.702	27.022	20.584	19.934	29.445			6	1'31.931	25.625	19.022	18.868	28.416	306.8
2	1'33.864	26.089	19.595	19.380	28.800	310.3		7	1'32.469	25.695	19.162	18.959	28.653	304.2
3	1'32.961	25.801	19.317	19.196	28.647	312.1								
4	1'32.682	25.824	19.103	19.094	28.661	300.8								
5	1'34.458	25.749	19.101	20.758	28.850	305.9								
6	1'31.843	25.585	19.024	18.949	28.285	313.0								
7	1'31.501	25.457	18.992	18.868	28.184	310.3								
10th	10	Luca MARINI				DUCATI	ITA	1	2'02.088	29.625	21.058	20.897	31.926	
		Mooney VR46 Racing Team						2	1'33.333	26.478	19.239	19.201	28.415	300.0
		Runs=1	Total laps=7	Full laps=6	Valid laps=6			3	1'32.573	25.776	19.014	18.939	28.844	305.0
<i>Run #</i>	<i>1</i>	<i>Front Tyre</i>	<i>Slick-Soft</i>	<i>Rear Tyre</i>	<i>Slick-Medium</i>			4	1'32.745	25.717	18.983	18.906	29.139	301.6
		19 Laps at start				New Tyre		5	1'31.746	25.579	18.833	19.038	28.296	306.8
1	1'50.356	27.217	21.020	20.216	29.689			6	1'31.840	25.578	18.908	18.998	28.356	305.9
2	1'34.107	26.203	19.669	19.441	28.794	309.4		7	1'31.965	25.726	18.825	19.045	28.369	308.5
3	1'32.603	25.803	19.086	19.092	28.622	313.0								
4	1'35.639	28.752	19.310	19.135	28.442	307.6								
5	1'34.833	28.226	19.095	19.006	28.506	307.6								
6	1'34.849	28.181	19.005	19.182	28.481	309.4								
7	1'31.524	25.525	18.693	19.050	28.256	311.2								
11th	93	Marc MARQUEZ				HONDA	SPA	1	1'54.182	26.783	20.635	19.967	29.673	
		Repsol Honda Team						2	1'33.550	26.211	19.204	19.349	28.786	300.8
		Runs=1	Total laps=7	Full laps=6	Valid laps=6			3	1'32.980	26.045	18.954	19.359	28.622	303.3
<i>Run #</i>	<i>1</i>	<i>Front Tyre</i>	<i>Slick-Soft</i>	<i>Rear Tyre</i>	<i>Slick-Medium</i>			4	1'32.379	25.768	19.004	19.065	28.542	306.8
		New Tyre				New Tyre		5	1'32.425	25.866	18.800	19.154	28.605	307.6
1	2'08.266	26.026	20.442	19.962	29.337			6	1'37.269	28.533	20.807	19.193	28.736	295.0
2	1'38.175	26.219	19.834	19.329	32.793	311.2		7	1'31.820	25.633	18.871	19.001	28.315	308.5
3	1'34.688	26.345	19.653	19.612	29.078	290.3								
4	1'32.624	25.881	19.132	19.109	28.502	300.8								
5	1'32.899	25.744	19.162	19.063	28.930	305.0								
6	1'31.666	25.514	18.969	18.929	28.254	309.4								
7	1'32.129	25.646	19.107	19.053	28.323	304.2								
12th	33	Brad BINDER				KTM	RSA	1	1'55.313	27.334	20.793	20.220	29.602	
		Red Bull KTM Factory Racing						2	1'34.438	26.404	19.582	19.449	29.003	298.3
		Runs=1	Total laps=7	Full laps=6	Valid laps=5			3	1'33.079	25.850	19.383	19.203	28.643	306.8
<i>Run #</i>	<i>1</i>	<i>Front Tyre</i>	<i>Slick-Medium</i>	<i>Rear Tyre</i>	<i>Slick-Soft</i>			4	1'32.291	25.614	19.242	19.090	28.345	308.5
		3 Laps at start				5 Laps at start		5	1'31.879	25.496	19.049	18.998	28.336	311.2
1														
2														
3														
4														
5														
6														
7														

Fastest Lap: Maverick VIÑALES Aprilia Racing SPA **1'31.043** 25.261 18.698 18.844 28.240

These data/results cannot be reproduced, stored and/or transmitted in whole or in part by any manner of electronic, mechanical, photocopying, recording, broadcasting or otherwise now known or herein after developed without the previous express consent by the copyright owner, except for reproduction in daily press and regular printed publications on sale to the public within 60 days of the event related to those data/results and always provided that copyright symbol appears together as follows below.
© DORNA, 2023

Official MotoGP Timing by **TISSOT**
www.motogp.com

Lombok, Sunday, October 15, 2023

Page 2 of 3



Warm Up

MotoGP

Lap	Lap Time	T1	T2	T3	T4	Speed	Lap	Lap Time	T1	T2	T3	T4	Speed	
6	1'32.471	25.621	19.215	19.145	28.490	310.3	21st 88	Miguel OLIVEIRA	APRILIA				POR	
7	1'31.953	25.601	19.073	19.016	28.263	310.3			CryptoDATA RNF MotoGP Team					
							Runs=1 Total laps=4 Full laps=3 Valid laps=3							
17th 25	Raul FERNANDEZ						APRILIA		SPA					
							CryptoDATA RNF MotoGP Team							
							Runs=2		Total laps=6		Full laps=4		Valid laps=4	
Run #	1	Front Tyre	Slick-Soft	Rear Tyre	Slick-Soft									
							13 Laps at start			New Tyre				
1	1'57.183	P	28.174	22.514	22.120	31.002								
Run #	2	Front Tyre	Slick-Soft	Rear Tyre	Slick-Soft									
							9 Laps at start			4 Laps at start				
2	2'07.282		26.201	20.280	19.465	28.824								
3	1'32.208		25.829	19.086	18.888	28.405	306.8							
4	1'32.330		25.718	19.224	19.044	28.344	307.6							
5	1'33.188		26.769	19.036	18.969	28.414	309.4							
6	1'31.900		25.589	18.998	18.943	28.370	307.6							
18th 41	Aleix ESPARGARO						APRILIA		SPA					
							Aprilia Racing							
							Runs=1		Total laps=7		Full laps=6		Valid laps=6	
Run #	1	Front Tyre	Slick-Soft	Rear Tyre	Slick-Medium									
							9 Laps at start			New Tyre				
1	2'02.789		26.898	20.356	20.394	29.466								
2	1'43.509		31.075	19.774	19.726	32.934	310.3							
3	1'34.654		26.345	19.616	19.595	29.098	300.8							
4	1'32.577		25.887	19.041	19.206	28.443	305.9							
5	1'32.754		25.830	19.077	19.130	28.717	308.5							
6	1'31.916		25.674	18.994	18.985	28.263	310.3							
7	1'37.806		26.155	18.846	23.508	29.297	311.2							
19th 49	Fabio DI GIANNANTONI						DUCATI		ITA					
							Gresini Racing MotoGP							
							Runs=1		Total laps=7		Full laps=6		Valid laps=6	
Run #	1	Front Tyre	Slick-Hard	Rear Tyre	Slick-Medium									
							New Tyre			New Tyre				
1	1'42.556		27.498	21.245	20.224	29.931								
2	1'35.019		26.469	19.887	19.524	29.139	304.2							
3	1'33.759		25.984	19.472	19.286	29.017	305.0							
4	1'32.752		25.753	19.136	19.178	28.685	307.6							
5	1'32.547		25.742	19.043	19.082	28.680	308.5							
6	1'32.458		25.738	19.106	19.051	28.563	310.3							
7	1'32.057		25.595	19.042	18.980	28.440	310.3							
20th 72	Marco BEZZECCHI						DUCATI		ITA					
							Mooney VR46 Racing Team							
							Runs=1		Total laps=7		Full laps=6		Valid laps=6	
Run #	1	Front Tyre	Slick-Soft	Rear Tyre	Slick-Medium									
							13 Laps at start			New Tyre				
1	2'05.988		28.269	24.068	23.875	29.987								
2	1'34.801		26.609	19.362	19.645	29.185	309.4							
3	1'32.968		25.876	19.138	19.222	28.732	312.1							
4	1'32.583		25.920	18.939	19.219	28.505	313.9							
5	1'32.409		25.684	19.191	19.063	28.471	307.6							
6	1'37.196		27.864	19.565	20.541	29.226	314.8							
7	1'36.082		25.637	19.125	19.057	32.263	307.6							

Fastest Lap: Maverick VIÑALES Aprilia Racing SPA **1'31.043** 25.261 18.698 18.844 28.240

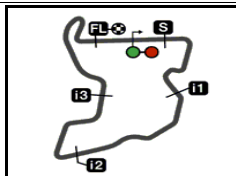
These data/results cannot be reproduced, stored and/or transmitted in whole or in part by any manner of electronic, mechanical, photocopying, recording, broadcasting or otherwise now known or herein after developed without the previous express consent by the copyright owner, except for reproduction in daily press and regular printed publications on sale to the public within 60 days of the event related to those data/results and always provided that copyright symbol appears together as follows below.
© DORNA, 2023

Official MotoGP Timing by **TISSOT**
www.motogp.com

Lombok, Sunday, October 15, 2023

Page 3 of 3





PERTAMINA GRAND PRIX OF INDONESIA
Official Starting Grid

4301 m.

Race : 27 laps = 116.127 km

28



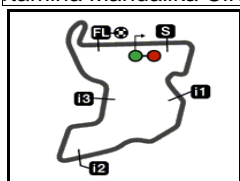
1	1 1'29.978 10 Luca MARINI Ducati	2	2 1'30.009 12 Maverick VIÑALES Aprilia	3	3 1'30.132 41 Aleix ESPARGARO Aprilia
2	4 1'30.516 20 Fabio QUARTARARO Yamaha	3	5 1'30.698 33 Brad BINDER KTM	4	6 1'30.742 89 Jorge MARTIN Ducati
3	7 1'30.766 49 Fabio DI GIANNANTONIO Ducati	4	8 1'30.864 93 Marc MARQUEZ Honda	5	9 1'30.908 72 Marco BEZZECCHI Ducati
4	10 1'30.970 43 Jack MILLER KTM	5	11 1'31.061 23 Enea BASTIANINI Ducati	6	12 1'31.193 88 Miguel OLIVEIRA Aprilia
5	13 1'30.626 1 Francesco BAGNAIA Ducati	6	14 1'30.713 5 Johann ZARCO Ducati	7	15 1'30.729 21 Franco MORBIDELLI Yamaha
6	16 1'31.006 44 Pol ESPARGARO KTM	7	17 1'31.031 25 Raul FERNANDEZ Aprilia	8	18 1'31.034 37 Augusto FERNANDEZ KTM
7	19 1'31.143 36 Joan MIR Honda	8	20 1'31.192 30 Takaaki NAKAGAMI Honda	9	21 1'31.458 42 Alex RINS Honda

FIM MotoGP Stewards long lap penalty for riders #10 & #23

The results are provisional until the end of the limit for protest and appeals and until the ratification of the Event Management Committee.
 Time limit for protest expires 60' at the latest after publication of the results - Time:

These data/results cannot be reproduced, stored and/or transmitted in whole or in part by any manner of electronic, mechanical, photocopying, recording, broadcasting or otherwise now known or herein after developed without the previous express consent by the copyright owner, except for reproduction in daily press and regular printed publications on sale to the public within 60 days of the event related to those data/results and always provided that copyright symbol appears together as follows below.
 © DORNA, 2023





4301 m.

PERTAMINA GRAND PRIX OF INDONESIA

Warm Up

Best Partial Times

MotoGP™

IT Ideal Lap Time, sum of the best partial times

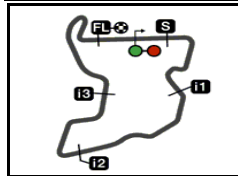
BT Best Lap Time

T1		T2		T3		T4				IT		BT	
Pos	Rider	Time	Rider	Time	Rider	Time	Rider	Time	Pos	Rider	IT	BT	
1	M.VIÑALES	25.261	M.VIÑALES	18.510	F.MORBIDELLI	18.815	F.QUARTARARO	28.078	1	M.VIÑALES	1'30.850	1'31.043	(1)
2	F.MORBIDELLI	25.390	J.MARTIN	18.605	J.MARTIN	18.815	T.NAKAGAMI	28.088	2	J.MARTIN	1'31.127	1'31.127	(2)
3	F.BAGNAIA	25.406	L.MARINI	18.693	T.NAKAGAMI	18.827	F.MORBIDELLI	28.127	3	F.MORBIDELLI	1'31.213	1'31.339	(4)
4	F.QUARTARARO	25.428	J.ZARCO	18.697	P.ESPARGARO	18.829	J.MARTIN	28.156	4	T.NAKAGAMI	1'31.279	1'31.279	(3)
5	J.MILLER	25.457	T.NAKAGAMI	18.759	M.VIÑALES	18.844	J.MILLER	28.184	5	J.ZARCO	1'31.306	1'31.362	(5)
6	J.ZARCO	25.489	E.BASTIANINI	18.766	F.BAGNAIA	18.851	M.VIÑALES	28.235	6	F.QUARTARARO	1'31.386	1'31.409	(6)
7	J.MIR	25.496	A.RINS	18.800	J.ZARCO	18.866	B.BINDER	28.238	7	F.BAGNAIA	1'31.426	1'31.448	(7)
8	M.MARQUEZ	25.514	F.BAGNAIA	18.817	B.BINDER	18.868	J.ZARCO	28.254	8	E.BASTIANINI	1'31.470	1'31.470	(8)
9	L.MARINI	25.525	A.FERNANDEZ	18.825	J.MILLER	18.868	M.MARQUEZ	28.254	9	L.MARINI	1'31.480	1'31.524	(10)
10	E.BASTIANINI	25.533	A.ESPARGARO	18.846	E.BASTIANINI	18.884	L.MARINI	28.256	10	J.MILLER	1'31.501	1'31.501	(9)
11	J.MARTIN	25.551	F.MORBIDELLI	18.881	R.FERNANDEZ	18.888	J.MIR	28.263	11	A.FERNANDEZ	1'31.605	1'31.746	(14)
12	A.FERNANDEZ	25.578	P.ESPARGARO	18.908	A.FERNANDEZ	18.906	A.ESPARGARO	28.263	12	B.BINDER	1'31.635	1'31.670	(12)
13	R.FERNANDEZ	25.589	B.BINDER	18.938	F.QUARTARARO	18.909	E.BASTIANINI	28.287	13	M.MARQUEZ	1'31.666	1'31.666	(11)
14	B.BINDER	25.591	M.BEZZECCHI	18.939	M.MARQUEZ	18.929	A.FERNANDEZ	28.296	14	P.ESPARGARO	1'31.682	1'31.701	(13)
15	F.DI GIANNANTO	25.595	M.MARQUEZ	18.969	F.DI GIANNANTO	18.980	A.RINS	28.315	15	A.RINS	1'31.749	1'31.820	(15)
16	T.NAKAGAMI	25.605	F.QUARTARARO	18.971	A.ESPARGARO	18.985	P.ESPARGARO	28.329	16	A.ESPARGARO	1'31.768	1'31.916	(18)
17	P.ESPARGARO	25.616	J.MILLER	18.992	J.MIR	18.998	R.FERNANDEZ	28.344	17	J.MIR	1'31.806	1'31.879	(16)
18	A.RINS	25.633	R.FERNANDEZ	18.998	A.RINS	19.001	F.BAGNAIA	28.352	18	R.FERNANDEZ	1'31.819	1'31.900	(17)
19	M.BEZZECCHI	25.637	F.DI GIANNANTO	19.042	L.MARINI	19.006	F.DI GIANNANTO	28.440	19	F.DI GIANNANTO	1'32.057	1'32.057	(19)
20	A.ESPARGARO	25.674	J.MIR	19.049	M.BEZZECCHI	19.057	M.BEZZECCHI	28.471	20	M.BEZZECCHI	1'32.104	1'32.409	(20)
21	M.OLIVEIRA	25.871	M.OLIVEIRA	19.280	M.OLIVEIRA	19.277	M.OLIVEIRA	28.839	21	M.OLIVEIRA	1'33.267	1'33.494	(21)

These data/results cannot be reproduced, stored and/or transmitted in whole or in part by any manner of electronic, mechanical, photocopying, recording, broadcasting or otherwise now known or herein after developed without the previous express consent by the copyright owner, except for reproduction in daily press and regular printed publications on sale to the public within 60 days of the event related to those data/results and always provided that copyright symbol appears together as follows below.
© DORNA, 2023

Official MotoGP Timing by  TISSOT
www.motogp.com






4301 m.

PERTAMINA GRAND PRIX OF INDONESIA

Warm Up

Fastest Laps Sequence

<i>Practice Time</i>	 <i>Rider</i>	<i>Nation</i>	<i>Motorcycle</i>	<i>Time</i>	<i>Km/h</i>	<i>Rider's Lap</i>
3'12.714	1 Francesco BAGNAIA	ITA	DUCATI	1'33.259	166.0	2
3'34.810	33 Brad BINDER	RSA	KTM	1'33.227	166.0	2
3'36.565	89 Jorge MARTIN	SPA	DUCATI	1'33.103	166.3	2
4'45.106	1 Francesco BAGNAIA	ITA	DUCATI	1'32.392	167.5	3
5'08.391	89 Jorge MARTIN	SPA	DUCATI	1'31.826	168.6	3
6'38.170	12 Maverick VIÑALES	SPA	APRILIA	1'31.683	168.8	4
6'39.018	33 Brad BINDER	RSA	KTM	1'31.670	168.9	4
8'09.550	12 Maverick VIÑALES	SPA	APRILIA	1'31.380	169.4	5
8'19.951	21 Franco MORBIDELLI	ITA	YAMAHA	1'31.339	169.5	5
9'47.672	89 Jorge MARTIN	SPA	DUCATI	1'31.127	169.9	6
11'11.984	12 Maverick VIÑALES	SPA	APRILIA	1'31.043	170.0	7

These data/results cannot be reproduced, stored and/or transmitted in whole or in part by any manner of electronic, mechanical, photocopying, recording, broadcasting or otherwise now known or herein after developed without the previous express consent by the copyright owner, except for reproduction in daily press and regular printed publications on sale to the public within 60 days of the event related to those data/results and always provided that copyright symbol appears together as follows below.

© DORNA, 2023

