

4448 m.



	Rider	Nation	Team	Motorcycle	Time	Lap Total	Gap	Top Speed
1	54 Fermín ALDEGUER	SPA	Beta Tools SpeedUp	BOSCOSCURO	1'32.794	15 19		298.5
2	37 Pedro ACOSTA	SPA	Red Bull KTM Ajo	KALEX	1'33.003	16 19	0.209 0.209	297.6
3	40 Aron CANET	SPA	Pons Wegow Los40	KALEX	1'33.238	17 19	0.444 0.235	291.2
4	16 Joe ROBERTS	USA	Italtrans Racing Team	KALEX	1'33.572	17 20	0.778 0.334	292.8
5	21 Alonso LOPEZ	SPA	Beta Tools SpeedUp	BOSCOSCURO	1'33.857	17 19	1.063 0.285	301.0
6	64 Bo BENDSNEYDER	NED	Pertamina Mandalika SAG Team	KALEX	1'33.865	17 20	1.071 0.008	292.0
7	96 Jake DIXON	GBR	Inde GASGAS Aspar Team	KALEX	1'33.913	13 17	1.119 0.048	293.6
8	14 Tony ARBOLINO	ITA	Elf Marc VDS Racing Team	KALEX	1'33.925	16 19	1.131 0.012	294.4
9	24 Marcos RAMIREZ	SPA	OnlyFans American Racing	KALEX	1'33.981	16 21	1.187 0.056	296.8
10	52 Jeremy ALCOBA	SPA	QJMOTOR Gresini Moto2	KALEX	1'34.136	21 21	1.342 0.155	296.8
11	7 Barry BALTUS	BEL	Fieten Olie Racing GP	KALEX	1'34.200	16 21	1.406 0.064	292.0
12	13 Celestino VIETTI	ITA	Fantic Racing	KALEX	1'34.211	14 21	1.417 0.011	296.0
13	28 Izan GUEVARA	SPA	Inde GASGAS Aspar Team	KALEX	1'34.273	15 15	1.479 0.062	296.0
14	22 Sam LOWES	GBR	Elf Marc VDS Racing Team	KALEX	1'34.279	16 19	1.485 0.006	292.8
15	75 Albert ARENAS	SPA	Red Bull KTM Ajo	KALEX	1'34.395	19 19	1.601 0.116	292.8
16	12 Filip SALAC	CZE	QJMOTOR Gresini Moto2	KALEX	1'34.397	12 12	1.603 0.002	296.8
17	79 Ai OGURA	JPN	IDEMITSU Honda Team Asia	KALEX	1'34.492	17 17	1.698 0.095	291.2
18	71 Dennis FOGGIA	ITA	Italtrans Racing Team	KALEX	1'34.542	16 18	1.748 0.050	298.5
19	15 Darryn BINDER	RSA	Liqui Moly Husqvarna Intact GP	KALEX	1'34.552	13 18	1.758 0.010	295.2
20	67 Alberto SURRA	ITA	Forward Team	FORWARD	1'34.712	13 15	1.918 0.160	291.2
21	11 Sergio GARCIA	SPA	Pons Wegow Los40	KALEX	1'34.838	19 19	2.044 0.126	291.2
22	18 Manuel GONZALEZ	SPA	Correos Prepago Yamaha VR46 T	KALEX	1'34.893	17 17	2.099 0.055	296.8
23	3 Lukas TULOVIC	GER	Liqui Moly Husqvarna Intact GP	KALEX	1'34.954	16 18	2.160 0.061	296.0
24	84 Zonta VD GOORBERGH	NED	Fieten Olie Racing GP	KALEX	1'35.054	17 20	2.260 0.100	292.0
25	35 Somkiat CHANTRA	THA	IDEMITSU Honda Team Asia	KALEX	1'35.171	5 14	2.377 0.117	292.8
26	23 Taiga HADA	JPN	Pertamina Mandalika SAG Team	KALEX	1'35.353	12 17	2.559 0.182	293.6
27	17 Alex ESCRIG	SPA	Forward Team	FORWARD	1'35.924	13 17	3.130 0.571	295.2
28	33 Rory SKINNER	GBR	OnlyFans American Racing	KALEX	1'36.066	17 22	3.272 0.142	295.2
29	9 Mattia CASADEI	ITA	Fantic Racing	KALEX	1'36.456	19 19	3.662 0.390	294.4
30	5 Kohta NOZANE	JPN	Correos Prepago Yamaha VR46 T	KALEX	1'37.017	4 17	4.223 0.561	291.2

Practice condition: **Dry**

Air: 18°

Humidity: 65%

Ground: 26°

Fastest Lap:	Lap: 15	Fermín ALDEGUER	1'32.794	172.5 Km/h
Best Race Lap:	2019	Thomas LUTHI	1'32.609	172.9 Km/h
All Time Lap Record:	2022	Fermín ALDEGUER	1'32.233	173.6 Km/h

The results are provisional until the end of the limit for protest and appeals.

Time limit for protest expires 60' after publication of the results - Time:

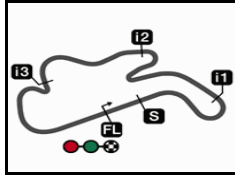
These data/results cannot be reproduced, stored and/or transmitted in whole or in part by any manner of electronic, mechanical, photocopying, recording, broadcasting or otherwise now known or herein after developed without the previous express consent by the copyright owner, except for reproduction in daily press and regular printed publications on sale to the public within 60 days of the event related to those data/results and always provided that copyright symbol appears together as follows below.

© DORNA, 2023

Official MotoGP Timing by **TISSOT**
www.motogp.com

Phillip Island, Friday, October 20, 2023





4448 m.

MotoGP™ GURU BY GRYFYN AUSTRALIAN MOTORCYCLE GR

Practice Nr. 1

Top Speed & Average

4



Rider	Nation	Motorcycle	Top 5 speeds					Average	Top
21 Alonso LOPEZ	SPA	BOSCOSCURO	301.0	296.8	296.8	296.8	296.8	297.6	301.0
54 Fermín ALDEGUER	SPA	BOSCOSCURO	298.5	297.6	297.6	296.8	296.8	297.5	298.5
71 Dennis FOGGIA	ITA	KALEX	298.5	297.6	296.0	296.0	295.2	296.7	298.5
37 Pedro ACOSTA	SPA	KALEX	297.6	297.6	296.8	296.0	296.0	296.7	297.6
12 Filip SALAC	CZE	KALEX	296.8	296.8	295.2	295.2	294.4	295.3	296.8
18 Manuel GONZALEZ	SPA	KALEX	296.8	296.0	295.2	295.2	294.4	295.2	296.8
24 Marcos RAMIREZ	SPA	KALEX	296.8	296.8	296.0	295.2	295.2	295.9	296.8
52 Jeremy ALCOBA	SPA	KALEX	296.8	295.2	294.4	293.6	293.6	294.7	296.8
3 Lukas TULOVIC	GER	KALEX	296.0	296.0	295.2	295.2	293.6	294.7	296.0
13 Celestino VIETTI	ITA	KALEX	296.0	295.2	293.6	293.6	293.6	294.4	296.0
28 Izan GUEVARA	SPA	KALEX	296.0	294.4	293.6	292.8	292.0	293.8	296.0
15 Darryn BINDER	RSA	KALEX	295.2	295.2	295.2	295.2	295.2	295.2	295.2
17 Alex ESCRIG	SPA	FORWARD	295.2	295.2	294.4	294.4	294.4	294.7	295.2
33 Rory SKINNER	GBR	KALEX	295.2	293.6	293.6	292.8	292.8	293.5	295.2
9 Mattia CASADEI	ITA	KALEX	294.4	293.6	292.8	292.0	291.2	292.8	294.4
14 Tony ARBOLINO	ITA	KALEX	294.4	293.6	293.6	292.8	292.8	293.4	294.4
23 Taiga HADA	JPN	KALEX	293.6	293.6	292.8	292.8	292.8	293.1	293.6
96 Jake DIXON	GBR	KALEX	293.6	292.8	292.8	292.8	292.8	293.0	293.6
16 Joe ROBERTS	USA	KALEX	292.8	292.8	292.0	292.0	291.2	291.6	292.8
22 Sam LOWES	GBR	KALEX	292.8	292.8	292.8	292.8	292.0	292.6	292.8
35 Somkiat CHANTRA	THA	KALEX	292.8	291.2	291.2	291.2	290.5	291.0	292.8
75 Albert ARENAS	SPA	KALEX	292.8	292.8	292.0	292.0	291.2	291.9	292.8
7 Barry BALTUS	BEL	KALEX	292.0	292.0	291.2	291.2	291.2	291.5	292.0
64 Bo BENDSNEYDER	NED	KALEX	292.0	291.2	290.5	290.5	289.7	290.5	292.0
84 Zonta VD GOORBERGH	NED	KALEX	292.0	292.0	292.0	290.5	290.5	291.4	292.0
5 Kohta NOZANE	JPN	KALEX	291.2	288.9	288.1	288.1	288.1	288.9	291.2
11 Sergio GARCIA	SPA	KALEX	291.2	290.5	290.5	290.5	290.5	290.6	291.2
40 Aron CANET	SPA	KALEX	291.2	291.2	290.5	290.5	290.5	290.6	291.2
67 Alberto SURRA	ITA	FORWARD	291.2	290.5	290.5	289.7	289.7	290.1	291.2
79 Ai OGURA	JPN	KALEX	291.2	291.2	291.2	291.2	291.2	291.2	291.2

These data/results cannot be reproduced, stored and/or transmitted in whole or in part by any manner of electronic, mechanical, photocopying, recording, broadcasting or otherwise now known or herein after developed without the previous express consent by the copyright owner, except for reproduction in daily press and regular printed publications on sale to the public within 60 days of the event related to those data/results and always provided that copyright symbol appears together as follows below.

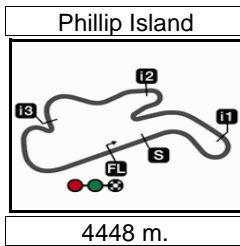
© DORNA, 2023

Official MotoGP Timing by TISSOT
www.motogp.com





Phillip Island, Friday, October 20, 2023



Results and timing service provided by **TISSOT**

Moto2™

MotoGP™ GURU BY GRYFYN AUSTRALIAN MOTORCYCLE GR

Practice Nr. 1

Chronological Analysis of Performances

5

* Lap / Sector time cancelled T1 Time from finish line to 1st intermed. T3 Time from 2nd intermed. to 3rd intermed.
P Crossing the finish line in pit lane T2 Time from 1st intermed. to 2nd intermed. T4 Time from 3rd intermediate to finish line

Lap	Lap Time	T1	T2	T3	T4	Speed	Lap	Lap Time	T1	T2	T3	T4	Speed
1st 54 Fermín ALDEGUER Beta Tools SpeedUp SPA													
Runs=2		Total laps=19		Full laps=16		Valid laps=10							
1	2'05.619	33.216	29.568	19.122	26.874		1	2'58.611	33.416	28.776	19.127	26.823	
2	1'36.020	22.950	28.177	18.356	26.537	296.8	2	1'35.973	22.900	28.171	18.367	26.535	289.7
3	1'35.736 *	22.728	28.452	18.063	26.493*	297.6	3	1'35.382	22.805	27.822	18.223	26.532	290.5
4	1'35.125	22.568	27.936	18.001	26.620	293.6	4	1'35.193	22.575	27.489	18.030	27.099	289.7
5	1'34.973 *	22.934	27.733	17.915	26.391*	297.6	5	1'32.738 P	22.769	27.766	19.958	22.245	289.7
6	1'34.637	22.497	27.527	18.019	26.594	294.4	6	1'50.103	37.520	27.890	18.202	26.491	
7	1'33.926	22.332	27.486	17.815	26.293	298.5	7	1'35.121	22.559	27.535	18.457	26.570	290.5
8	1'37.493 *	22.421	28.384	19.284	27.404*	293.6	8	1'34.926	22.563	27.550	18.204	26.609	289.7
9	1'30.900 P	22.424	27.617	18.808	22.051	290.5	9	1'40.356	22.612	32.467	18.600	26.677	290.5
10	1'46.189	33.442	28.153	18.250	26.344		10	1'34.894	22.492	27.504	18.170	26.728	290.5
11	1'32.807	22.255	27.018	17.622	25.912	291.2	11	1'34.924	22.491	27.557	18.284	26.592	290.5
12	1'55.289	22.009	48.603	18.371	26.306	296.8	12	1'34.893	22.519	27.560	18.205	26.609	289.7
13	1'33.732 *	22.045	27.346*	17.902	26.439	293.6	13	1'34.589	22.484	27.492	18.141	26.472	290.5
14	1'32.970	22.009	26.997	17.646	26.318	296.0	14	1'37.775 P	23.995	29.456	19.701	24.623	280.0
15	1'32.794	22.109	26.930	17.594	26.161	293.6	15	1'46.529	34.311	27.725	18.177	26.316	
16	1'36.849 *	22.116	27.229	20.131	27.373*	293.6	16	1'33.382	22.213	27.130	17.894	26.145	291.2
17	1'32.849	22.155	26.930	17.600	26.164	291.2	17	1'33.238	22.152	27.005	17.899	26.182	291.2
18	1'35.266	23.306	27.522	18.112	26.326	292.8	18	1'35.096	22.294	28.138	18.276	26.388	290.5
19	1'32.997 *	22.116	27.094	17.722	26.065*	292.8	19	1'33.450	22.149	27.107	17.914	26.280	290.5
4th 16 Joe ROBERTS Italtrans Racing Team USA													
Runs=2		Total laps=20		Full laps=17		Valid laps=16							
1	2'54.964	35.605	30.671	19.670	28.695		1	2'54.964	35.605	30.671	19.670	28.695	
2	1'42.164	23.803	32.398	18.906	27.057	287.4	2	1'42.164	23.803	32.398	18.906	27.057	287.4
3	1'36.774	23.162	28.263	18.347	27.002	290.5	3	1'36.774	23.162	28.263	18.347	27.002	290.5
4	1'35.669	22.808	27.733	18.411	26.717	291.2	4	1'35.669	22.808	27.733	18.411	26.717	291.2
5	1'35.474	22.678	27.866	18.243	26.687	291.2	5	1'35.474	22.678	27.866	18.243	26.687	291.2
6	1'35.107	22.592	27.591	18.135	26.789	291.2	6	1'35.107	22.592	27.591	18.135	26.789	291.2
7	1'37.240	22.576	29.201	18.543	26.920	290.5	7	1'37.240	22.576	29.201	18.543	26.920	290.5
8	1'35.324	22.697	27.640	18.083	26.904	292.0	8	1'35.324	22.697	27.640	18.083	26.904	292.0
9	1'34.522	22.519	27.430	18.059	26.514	291.2	9	1'34.522	22.519	27.430	18.059	26.514	291.2
10	1'35.942	22.693	27.782	18.472	26.995	291.2	10	1'35.942	22.693	27.782	18.472	26.995	291.2
11	1'34.364 P	22.723	28.370	18.667	24.604	290.5	11	1'34.364 P	22.723	28.370	18.667	24.604	290.5
12	1'52.538	37.128	29.656	18.664	27.090		12	1'52.538	37.128	29.656	18.664	27.090	
13	1'35.077	22.782	27.839	18.032	26.424	287.4	13	1'35.077	22.782	27.839	18.032	26.424	287.4
14	1'33.830	22.405	27.348	17.812	26.265	290.5	14	1'33.830	22.405	27.348	17.812	26.265	290.5
15	1'34.986	22.331	27.879	18.196	26.580	290.5	15	1'34.986	22.331	27.879	18.196	26.580	290.5
16	1'34.144 *	22.295	27.396*	17.979	26.474	291.2	16	1'34.144 *	22.295	27.396*	17.979	26.474	291.2
17	1'33.572	22.256	27.263	17.868	26.185	291.2	17	1'33.572	22.256	27.263	17.868	26.185	291.2
18	1'34.130	22.351	27.306	17.930	26.543	292.0	18	1'34.130	22.351	27.306	17.930	26.543	292.0
19	1'35.040	22.501	27.961	18.052	26.526	292.8	19	1'35.040	22.501	27.961	18.052	26.526	292.8
20	1'33.929	22.329	27.383	17.922	26.295	292.8	20	1'33.929	22.329	27.383	17.922	26.295	292.8
5th 21 Alonso LOPEZ Beta Tools SpeedUp SPA													
Runs=2		Total laps=19		Full laps=16		Valid laps=15							
1	2'01.499	34.993	29.520	19.256	27.205		1	2'01.499	34.993	29.520	19.256	27.205	

Fastest Lap: Fermín ALDEGUER Beta Tools SpeedUp SPA **1'32.794** 22.109 26.930 17.594 26.161

These data/results cannot be reproduced, stored and/or transmitted in whole or in part by any manner of electronic, mechanical, photocopying, recording, broadcasting or otherwise now known or herein after developed without the previous express consent by the copyright owner, except for reproduction in daily press and regular printed publications on sale to the public within 60 days of the event related to those data/results and always provided that copyright symbol appears together as follows below.
© DORNA, 2023



Practice Nr. 1

Moto2

Lap	Lap Time	T1	T2	T3	T4	Speed	Lap	Lap Time	T1	T2	T3	T4	Speed
2	1'37.732	23.461	28.630	18.860	26.781	295.2	13	1'33.913	22.473	27.192	18.004	26.244	292.8
3	1'36.174	23.148	28.171	18.279	26.576	294.4	14	1'34.295	22.490	27.371	18.002	26.432	292.8
4	1'35.532	22.860	27.801	18.368	26.503	296.8	15	1'41.141	24.759	31.495	18.333	26.554	291.2
5	1'35.188	22.761	27.646	18.272	26.509	296.0	16	1'34.021	22.491	27.228	17.999	26.303	293.6
6	1'35.889	22.853	27.919	18.349	26.768	296.8	17	1'36.123	22.503	27.402	18.811	27.407	290.5
7	1'38.016	22.853	27.779	18.327	29.057	296.8	8th 14 Tony ARBOLINO Elf Marc VDS Racing ITA Runs=2 Total laps=19 Full laps=16 Valid laps=15						
8	1'35.321	22.842	27.631	18.218	26.630	294.4	1	3'18.287	31.563	29.002	18.974	27.194	
9	1'34.880	22.701	27.498	18.202	26.479	292.0	2	1'36.647	23.067	27.972	18.602	27.006	290.5
10	1'37.798	22.745	28.850	19.196	27.007	292.8	3	1'36.432	22.834	28.024	18.584	26.990	291.2
11	1'34.892	22.545	27.557	18.085	26.705	293.6	4	1'35.618	22.731	27.704	18.341	26.842	289.7
12	1'33.271 P	22.932	27.883	18.571	23.885	288.1	5	1'35.535	22.592	27.792	18.323	26.828	292.0
13	1'52.945 *	34.728	32.302*	19.018	26.897		6	1'35.794	22.577	27.646	18.483	27.088	290.5
14	1'34.593	22.893	27.570	17.935	26.195	294.4	7	1'36.109	22.679	27.671	18.739	27.020	290.5
15	1'33.499 *	22.183	27.283*	17.932	26.101	296.8	8	1'38.684	22.665	30.057	18.990	26.972	291.2
16	1'41.160	23.170	32.931	18.701	26.358	301.0	9	1'41.223	22.720	27.824	18.368	32.311	289.7
17	1'33.857	22.301	27.226	17.858	26.472	296.0	10	1'35.735	22.642	27.845	18.373	26.875	291.2
18	1'38.296	23.115	29.338	19.108	26.735	295.2	11	1'35.553	22.627	27.619	18.582	26.725	292.0
19	1'36.353	24.476	27.355	17.972	26.550	295.2	12	1'36.600	22.954	28.121	18.459	27.066	289.7
6th 64 Bo BENDSNEYDER Pertamina Mandalika NED Runs=2 Total laps=20 Full laps=17 Valid laps=16						13	1'30.970 P	22.635	27.992	18.219	22.124	293.6	
1	2'33.207	35.386	30.129	19.098	27.150		14	1'47.035	33.787	28.205	18.411	26.632	
2	1'37.316	23.168	28.358	18.956	26.834	288.1	15	1'34.795 *	22.376	27.663*	18.260	26.496	293.6
3	1'36.129	22.963	27.849	18.508	26.809	287.4	16	1'33.925	22.223	27.267	18.061	26.374	292.8
4	1'35.596	22.855	27.644	18.343	26.754	286.6	17	1'39.042	22.330	27.990	18.322	30.400	294.4
5	1'35.550	22.806	27.807	18.243	26.694	287.4	18	1'34.837	22.419	27.609	18.279	26.530	292.8
6	1'35.123	22.711	27.629	18.170	26.613	286.6	19	1'34.484	22.456	27.371	18.148	26.509	292.0
7	1'35.079	22.689	27.535	18.224	26.631	287.4	9th 24 Marcos RAMIREZ OnlyFans American R SPA Runs=2 Total laps=21 Full laps=18 Valid laps=17						
8	1'35.197	22.751	27.587	18.149	26.710	288.1	1	1'55.791	35.072	30.252	19.635	27.342	
9	1'34.961	22.748	27.499	18.092	26.622	288.9	2	1'38.881	24.099	28.920	18.900	26.962	288.9
10	1'34.776	22.640	27.396	18.140	26.600	289.7	3	1'38.057	23.343	29.253	18.787	26.674	289.7
11	1'34.714	22.702	27.439	18.135	26.438	288.9	4	1'35.581	23.007	27.731	18.430	26.413	294.4
12	1'34.655	22.574	27.465	18.026	26.590	288.9	5	1'37.987	23.198	29.979	18.495	26.315	295.2
13	1'35.509 P	22.715	29.462	19.485	23.847	286.6	6	1'36.204	22.793	28.035	18.257	27.119	296.8
14	1'54.163	40.483	28.484	18.831	26.365		7	1'35.139	22.751	27.588	18.238	26.562	296.8
15	1'34.516	22.712	27.502	17.995	26.307	289.7	8	1'34.127 P	22.856	27.452	18.339	25.480	293.6
16	1'34.399 *	22.426	27.543*	18.140	26.290	290.5	9	1'49.720	35.127	29.280	18.531	26.782	
17	1'33.865	22.443	27.193	17.975	26.254	290.5	10	1'35.291	22.980	27.574	18.371	26.366	291.2
18	1'34.551	22.520	27.166	17.986	26.879	291.2	11	1'34.792	22.758	27.506	18.203	26.325	291.2
19	1'36.843	22.742	28.934	18.482	26.685	289.7	12	1'34.561	22.615	27.298	18.286	26.362	292.8
20	1'34.071	22.504	27.232	18.048	26.287	292.0	13	1'34.214	22.611	27.286	18.151	26.166	292.0
7th 96 Jake DIXON Inde GASGAS Aspar GBR Runs=2 Total laps=17 Full laps=14 Valid laps=14						14	1'36.263	24.188	27.694	18.081	26.300	291.2	
1	2'59.688	33.918	30.040	20.404	27.164		15	1'37.291 *	22.751	27.331*	18.009	29.200	292.8
2	1'35.714	23.015	27.997	18.320	26.382	290.5	16	1'33.981	22.572	27.302	17.938	26.169	295.2
3	1'35.212	22.676	27.760	18.159	26.617	292.8	17	1'34.144	22.662	27.309	17.951	26.222	292.0
4	1'34.548	22.601	27.462	17.965	26.520	291.2	18	1'42.088	26.025	27.935	20.873	27.255	292.8
5	1'36.225	23.057	28.034	18.526	26.608	292.8	19	1'34.644	22.790	27.299	18.074	26.481	296.0
6	1'34.880	22.726	27.307	18.303	26.544	292.0	20	1'33.984	22.609	27.249	17.981	26.145	294.4
7	1'34.902	22.596	27.483	18.286	26.537	291.2	21	1'34.137	22.528	27.254	18.050	26.305	295.2
8	1'35.010	22.716	27.364	18.157	26.773	285.1	10th 52 Jeremy ALCOBA QJMOTOR Gresini M SPA Runs=2 Total laps=21 Full laps=18 Valid laps=16						
9	1'36.512	22.574	27.497	18.232	28.209	287.4	1	2'20.271	34.073	30.564	19.711	27.486	
10	1'35.321 P	23.059	29.911	19.412	22.939	286.6	2	1'37.729	23.537	28.397	18.793	27.002	285.1
11	1'50.514 *	37.022	28.605*	18.402	26.485								
12	1'34.879	22.810	27.525	18.186	26.358	290.5							

Fastest Lap: Fermín ALDEGUER Beta Tools SpeedUp SPA **1'32.794** 22.109 26.930 17.594 26.161

These data/results cannot be reproduced, stored and/or transmitted in whole or in part by any manner of electronic, mechanical, photocopying, recording, broadcasting or otherwise now known or herein after developed without the previous express consent by the copyright owner, except for reproduction in daily press and regular printed publications on sale to the public within 60 days of the event related to those data/results and always provided that copyright symbol appears together as follows below.
© DORNA, 2023



Practice Nr. 1

Moto2

Lap	Lap Time	T1	T2	T3	T4	Speed	Lap	Lap Time	T1	T2	T3	T4	Speed
3	1'36.610	23.272	27.829	18.561	26.948	290.5	11	1'35.339	22.782	27.614	18.316	26.627	292.8
4	1'35.874	22.897	27.869	18.359	26.749	292.0	12	1'36.012 P	24.227	29.834	19.568	22.383	289.7
5	1'35.675	22.881	27.746	18.289	26.759	291.2	13	1'47.231	34.130	28.047	18.542	26.512	
6	1'35.637	22.947	27.786	18.211	26.693	292.0	14	1'34.211	22.766	27.364	18.073	26.008	293.6
7	1'35.196	22.773	27.551	18.134	26.738	291.2	15	1'34.408	22.683	27.225	18.368	26.132	296.0
8	1'35.589	22.878	27.654	18.134	26.923	293.6	16	1'34.358	22.722	27.431	18.012	26.193	293.6
9	1'35.403	22.874	27.700	18.179	26.650	289.7	17	1'34.628 *	22.611	27.452*	18.159	26.406	292.0
10	1'36.779	23.384	28.045	18.273	27.077	292.0	18	1'34.655	22.633	27.541	18.136	26.345	291.2
11	1'35.577	22.722	27.620	18.421	26.814	292.0	19	1'43.540	26.971	28.047	18.380	30.142	292.0
12	1'32.907 P	22.752	28.136	18.819	23.200	291.2	20	1'34.939	22.833	27.485	18.246	26.375	292.8
13	1'48.129	35.024	28.046	18.419	26.640		21	1'34.527	22.708	27.441	18.112	26.266	293.6
14	1'36.116	22.851	28.537	18.231	26.497	290.5	13th 28 Izan GUEVARA Inde GASGAS Aspar SPA						
15	1'37.033 *	22.546	29.930*	18.178	26.379	294.4	Runs=3 Total laps=15 Full laps=10 Valid laps=9						
16	1'34.391	22.480	27.417	18.040	26.454	296.8	1	3'47.399	35.391	29.685	19.336	27.291	
17	1'34.650	22.673	27.452	18.086	26.439	295.2	2	1'38.823	23.815	28.950	18.962	27.096	290.5
18	1'37.743	22.649	27.277	18.052	29.765	292.8	3	1'37.198 *	23.324	28.323	18.568	26.983*	289.7
19	1'34.550 *	22.576	27.377	18.063	26.534*	293.6	4	1'36.709	23.093	28.029	18.773	26.814	291.2
20	1'34.410	22.554	27.282	18.035	26.539	292.0	5	1'35.919	22.974	27.706	18.255	26.984	291.2
21	1'34.136	22.545	27.245	17.993	26.353	291.2	6	1'38.631	23.078	28.937	18.622	27.994	289.7
11th 7 Barry BALTUS Fieten Olie Racing GP BEL							7	1'35.397	22.834	27.730	18.230	26.603	290.5
Runs=2 Total laps=21 Full laps=18 Valid laps=16							8	1'36.950 P	22.946	31.676	19.789	22.539	290.5
1	2'26.937	33.675	29.098	19.289	27.466		9	1'47.079	33.608	28.152	18.549	26.770	
2	1'36.764	23.323	27.947	18.678	26.816	285.1	10	1'36.110	22.905	27.834	18.567	26.804	293.6
3	1'35.969	22.842	27.900	18.537	26.690	288.1	11	1'36.517	22.845	28.406	18.510	26.756	292.0
4	1'35.841	23.099	27.914	18.377	26.451	286.6	12	1'31.971 P	22.877	27.778 *	18.370	22.946	292.8
5	1'35.536	22.800	27.775	18.360	26.601	291.2	13	1'51.929	33.340	28.137	18.568	31.884	
6	1'35.462	22.799	27.832	18.259	26.572	292.0	14	1'34.291	22.536	27.475	17.983	26.297	296.0
7	1'36.248	22.627	28.435	18.548	26.638	291.2	15	1'34.273	22.467	27.425	18.042	26.339	294.4
8	1'35.739 *	22.862	27.666	18.525	26.686*	289.7	14th 22 Sam LOWES Elf Marc VDS Racing GBR						
9	1'35.756	22.781	27.680	18.696	26.599	288.1	Runs=2 Total laps=19 Full laps=16 Valid laps=14						
10	1'35.439	22.849	27.781	18.239	26.570	291.2	1	2'01.017	35.195	29.634	19.176	27.348	
11	1'35.178	22.676	27.773	18.250	26.479	292.0	2	1'36.676	23.206	28.251	18.502	26.717	290.5
12	1'32.345 P	22.901	27.748	18.687	23.009	288.1	3	1'36.781	22.742	28.984	18.280	26.775	292.8
13	1'49.820	36.927	28.119	18.351	26.423		4	1'35.255	22.768	27.722	18.208	26.557	290.5
14	1'34.359	22.766	27.336	18.074	26.183	288.9	5	1'35.308	22.727	27.808	18.177	26.596	292.8
15	1'34.379	22.550	27.216	18.343	26.270	288.9	6	1'35.202	22.697	27.676	18.250	26.579	288.9
16	1'34.200	22.574	27.365	18.115	26.146	287.4	7	1'35.051	22.648	27.704	18.053	26.646	288.9
17	1'35.473 *	22.512	27.973*	18.375	26.613*	289.7	8	1'44.463	22.679	30.531	24.139	27.114	287.4
18	1'34.581	22.597	27.418	18.108	26.458	287.4	9	1'35.485	22.725	27.622	18.292	26.846	288.9
19	1'35.107	22.650	27.439	18.448	26.570	288.1	10	1'35.564	22.709	27.683	18.337	26.835	289.7
20	1'35.498	22.768	27.575	18.612	26.543	288.1	11	1'44.234 P	22.686	27.757	23.384	30.407	288.9
21	1'34.402	22.609	27.326	18.087	26.380	288.1	12	1'51.190	37.509	28.495	18.551	26.635	
12th 13 Celestino VIETTI Fantic Racing ITA							13	1'34.778 *	22.598	27.532 *	18.118	26.530	290.5
Runs=2 Total laps=21 Full laps=18 Valid laps=17							14	1'34.945	22.613	27.544	18.297	26.491	290.5
1	2'26.965	34.250	29.627	19.204	27.141		15	1'35.040 *	22.390	27.701*	18.136	26.813	292.8
2	1'37.198	23.766	28.231	18.564	26.637	289.7	16	1'34.279	22.517	27.347	18.014	26.401	290.5
3	1'35.563	23.095	27.743	18.390	26.335	292.8	17	1'34.766	22.520	27.574	18.119	26.553	292.0
4	1'35.568	22.938	27.751	18.225	26.654	295.2	18	1'35.131	22.459	27.423	18.187	27.062	291.2
5	1'35.493	22.937	27.647	18.367	26.542	291.2	19	1'34.499	22.569	27.475	18.083	26.372	292.8
6	1'35.346	22.945	27.707	18.249	26.445	292.0	15th 75 Albert ARENAS Red Bull KTM Ajo SPA						
7	1'37.175	22.924	28.883	18.441	26.927	291.2	Runs=2 Total laps=19 Full laps=16 Valid laps=15						
8	1'35.347	22.906	27.667	18.252	26.522	292.8	1	2'47.943	35.813	30.400	19.641	27.808	
9	1'35.467	22.846	27.645	18.362	26.614	291.2	2	1'38.291	23.848	28.745	18.769	26.929	288.9
10	1'35.352	22.888	27.617	18.260	26.587	292.0							

Fastest Lap: Fermín ALDEGUER Beta Tools SpeedUp SPA **1'32.794** 22.109 26.930 17.594 26.161

These data/results cannot be reproduced, stored and/or transmitted in whole or in part by any manner of electronic, mechanical, photocopying, recording, broadcasting or otherwise now known or herein after developed without the previous express consent by the copyright owner, except for reproduction in daily press and regular printed publications on sale to the public within 60 days of the event related to those data/results and always provided that copyright symbol appears together as follows below.
© DORNA, 2023

Practice Nr. 1

Moto2

Lap	Lap Time	T1	T2	T3	T4	Speed	Lap	Lap Time	T1	T2	T3	T4	Speed
3	1'37.607	23.343	28.554	18.651	27.059	290.5	1	2'09.880	32.169	29.359	19.153	27.360	
4	1'37.408	23.031	28.359	18.817	27.201	290.5	2	1'37.736	23.757	28.477	18.700	26.802	294.4
5	1'36.875	23.029	28.029	18.629	27.188	289.7	3	1'36.740	23.397	28.014	18.436	26.893	297.6
6	1'36.581	23.086	27.973	18.497	27.025	288.1	4	1'36.331	23.056	28.092	18.429	26.754	294.4
7	1'36.453	23.077	27.891	18.473	27.012	289.7	5	1'38.324	23.118	27.949	18.445	28.812	294.4
8	1'36.432	23.057	27.710	18.468	27.197	285.9	6	1'36.988	23.237	27.849	18.398	27.504	295.2
9	1'36.343	22.901	27.934	18.454	27.054	289.7	7	1'35.957	23.043	27.834	18.323	26.757	296.0
10	1'36.547 P	22.957	27.976	19.451	26.163	289.7	8	1'34.400 P	23.076	27.836	18.509	24.979	292.8
11	1'51.118	37.504	28.186	18.616	26.812		9	1'46.563	32.607	28.166	18.639	27.151	
12	1'35.147	22.730	27.737	18.195	26.485	291.2	10	1'36.678	23.182	27.962	18.582	26.952	289.7
13	1'35.267 *	22.586	27.619*	18.397	26.665	292.8	11	1'36.653	23.182	28.086	18.525	26.860	290.5
14	1'34.845	22.582	27.462	18.128	26.673	291.2	12	1'36.178	23.080	28.003	18.364	26.731	290.5
15	1'35.449	22.884	27.990	18.182	26.393	292.0	13	1'36.332	23.137	27.923	18.481	26.791	292.8
16	1'34.687	22.530	27.505	18.159	26.493	292.8	14	1'35.461 P	24.084	27.921	20.640	22.816	292.0
17	1'35.047	22.543	27.529	18.204	26.771	292.0	15	1'46.880	34.479	27.833	18.209	26.359	
18	1'34.775	22.611	27.516	18.165	26.483	290.5	16	1'34.542	22.565	27.520	18.143	26.314	296.0
19	1'34.395	22.494	27.394	18.152	26.355	291.2	17	1'34.702	22.619	27.444	18.152	26.487	298.5
							18	1'34.844	22.680	27.531	18.213	26.420	292.0

16th 12 Filip SALAC QJMOTOR Gresini M CZE
Runs=2 Total laps=12 Full laps=9 Valid laps=9

1	2'05.486	33.587	29.195	19.225	27.110	
2	1'35.981	22.908	27.934	18.248	26.891	295.2
3	1'36.739	22.957	28.662	18.473	26.647	296.8
4	1'35.194	22.697	27.708	18.207	26.582	294.4
5	1'35.399	22.786	27.809	18.181	26.623	296.8
6	1'35.210	22.623	27.687	18.155	26.745	295.2
7	1'37.736	22.718	29.319	18.706	26.993	294.4
8	1'35.260	22.655	27.661	18.275	26.669	294.4
9	1'35.098 P	22.615	29.443	19.171	23.869	293.6
10	1'51.768	37.302	28.990	18.633	26.843	
11	1'35.181	22.559	27.418	18.326	26.878	292.8
12	1'34.397	22.444	27.471	18.081	26.401	291.2
	unfinished	22.510				292.0

17th 79 Ai OGURA IDEMITSU Honda Tea JPN
Runs=2 Total laps=17 Full laps=14 Valid laps=12

1	2'32.720	35.133	29.545	19.069	27.118	
2	1'38.816	24.655	28.528	18.749	26.884	291.2
3	1'37.042	23.175	28.371	18.539	26.957	291.2
4	1'35.711	23.031	27.684	18.315	26.681	291.2
5	1'36.067	23.473	27.605	18.328	26.661	290.5
6	1'35.803	22.935	27.707	18.349	26.812	290.5
7	1'35.883	22.988	27.556	18.396	26.943	291.2
8	1'35.774	22.933	27.627	18.372	26.842	289.7
9	1'38.838	22.855	29.497	19.318	27.168	290.5
10	1'35.670 P	22.955	27.532	18.451	26.732	289.7
11	1'51.200	36.421	28.993	18.930	26.856	
12	1'35.683 *	22.920	27.832*	18.280	26.651	290.5
13	1'34.885 *	22.690	27.511*	18.128	26.556	291.2
14	1'35.712	22.679	27.205	19.080	26.748	290.5
15	1'39.554	24.180	29.244	19.558	26.572	290.5
16	1'35.957	22.889	27.612	18.578	26.878	291.2
17	1'34.492	22.717	27.322	18.058	26.395	290.5

18th 71 Dennis FOGGIA Italtrans Racing Team ITA
Runs=3 Total laps=18 Full laps=13 Valid laps=13

1	2'09.880	32.169	29.359	19.153	27.360	
2	1'37.736	23.757	28.477	18.700	26.802	294.4
3	1'36.740	23.397	28.014	18.436	26.893	297.6
4	1'36.331	23.056	28.092	18.429	26.754	294.4
5	1'38.324	23.118	27.949	18.445	28.812	294.4
6	1'36.988	23.237	27.849	18.398	27.504	295.2
7	1'35.957	23.043	27.834	18.323	26.757	296.0
8	1'34.400 P	23.076	27.836	18.509	24.979	292.8
9	1'46.563	32.607	28.166	18.639	27.151	
10	1'36.678	23.182	27.962	18.582	26.952	289.7
11	1'36.653	23.182	28.086	18.525	26.860	290.5
12	1'36.178	23.080	28.003	18.364	26.731	290.5
13	1'36.332	23.137	27.923	18.481	26.791	292.8
14	1'35.461 P	24.084	27.921	20.640	22.816	292.0
15	1'46.880	34.479	27.833	18.209	26.359	
16	1'34.542	22.565	27.520	18.143	26.314	296.0
17	1'34.702	22.619	27.444	18.152	26.487	298.5
18	1'34.844	22.680	27.531	18.213	26.420	292.0

19th 15 Darryn BINDER Liqui Moly Husqvarna RSA
Runs=2 Total laps=18 Full laps=15 Valid laps=14

1	2'07.089	33.609	29.391	19.193	27.143	
2	1'35.854	23.209	27.901	18.062	26.682	295.2
3	1'35.936	22.709	28.233	18.428	26.566	294.4
4	1'35.759	22.695	27.848	18.242	26.974	294.4
5	1'35.158	22.671	27.669	18.172	26.646	295.2
6	1'35.238	22.673	27.873	18.171	26.521	295.2
7	1'35.351	22.656	27.647	18.283	26.765	295.2
8	1'35.435	22.837	27.897	18.083	26.618	293.6
9	1'35.843	22.703	27.934	18.014	27.192	294.4
10	1'36.665 P	23.480	28.988	19.916	24.281	294.4
11	1'47.150	32.339	29.167	18.821	26.823	
12	1'34.643 *	22.564	27.755*	17.982	26.342	295.2
13	1'34.552	22.561	27.537	18.000	26.454	294.4
14	1'34.765	22.584	27.703	18.018	26.460	295.2
15	1'35.267	22.739	27.857	18.070	26.601	293.6
16	1'35.255	22.749	27.691	18.201	26.614	293.6
17	1'47.639	26.382	34.720	19.108	27.429	293.6
18	1'35.404	22.790	27.897	18.117	26.600	294.4

20th 67 Alberto SURRA Forward Team ITA
Runs=2 Total laps=15 Full laps=12 Valid laps=11

1	1'56.751	35.609	30.280	19.591	27.343	
2	1'38.214	23.462	28.761	19.048	26.943	290.5
3	1'36.858	23.174	28.139	18.625	26.920	289.7
4	1'36.416	23.071	27.990	18.538	26.817	288.9
5	1'37.333	23.248	28.960	18.441	26.684	287.4
6	1'35.335	22.739	27.696	18.265	26.635	290.5
7	1'32.870 P	22.714	27.715	18.354	24.087	291.2
8	1'46.573	33.412	28.337	18.387	26.437	
9	1'34.795	22.657	27.493	18.231	26.414	289.7
10	1'35.209	22.682	27.968	18.148	26.411	288.1
11	1'35.803 *	22.687	27.993*	18.476	26.647	289.7
12	1'35.051	22.648	27.626	18.283	26.494	288.9
13	1'34.712	22.693	27.461	18.090	26.468	289.7
14	1'35.511	22.577	27.584	18.708	26.642	289.7

Fastest Lap: Fermín ALDEGUER Beta Tools SpeedUp SPA **1'32.794** 22.109 26.930 17.594 26.161

These data/results cannot be reproduced, stored and/or transmitted in whole or in part by any manner of electronic, mechanical, photocopying, recording, broadcasting or otherwise now known or herein after developed without the previous express consent by the copyright owner, except for reproduction in daily press and regular printed publications on sale to the public within 60 days of the event related to those data/results and always provided that copyright symbol appears together as follows below.
© DORNA, 2023

Practice Nr. 1

Moto2

Lap	Lap Time	T1	T2	T3	T4	Speed	Lap	Lap Time	T1	T2	T3	T4	Speed	
15	1'35.312	22.698	27.680	18.366	26.568	287.4	10	1'38.026	23.556	28.452	18.656	27.362	288.9	
	PIT	24.625	27.766	18.471	25.830	285.9	11	1'36.654	22.969	28.129	18.495	27.061	289.7	
21st	11	Sergio GARCIA Pons Wegow Los40 SPA						12	1'33.785 P	24.197	28.662	18.808	22.118	290.5
		Runs=3	Total laps=19	Full laps=14	Valid laps=14		13	1'51.211	36.814	28.669	18.858	26.870		
1	2'38.752	35.485	29.118	19.656	27.312		14	1'35.703 *	22.670	28.016*	18.377	26.640	296.0	
2	1'37.627	23.749	28.435	18.714	26.729	288.9	15	1'35.975	22.682	27.832	18.705	26.756	295.2	
3	1'37.243	23.300	28.045	19.193	26.705	291.2	16	1'34.954	22.598	27.614	18.185	26.557	293.6	
4	1'36.069	23.122	27.923	18.321	26.703	290.5	17	1'37.117	22.556	28.001	19.089	27.471	296.0	
5	1'36.200	23.132	27.847	18.431	26.790	290.5	18	1'35.238	22.550	27.743	18.265	26.680	295.2	
6	1'36.420	23.102	28.342	18.227	26.749	290.5	24th	84	Zonta VD GOORBE Fieten Olie Racing GP NED					
7	1'36.134	23.091	28.038	18.395	26.610	288.9			Runs=2	Total laps=20	Full laps=17	Valid laps=16		
8	1'41.620 P	26.206	31.881	20.075	23.458	290.5	1	2'07.194	33.522	29.651	19.523	27.510		
9	1'49.335	35.416	28.568	18.568	26.783		2	1'37.772	23.645	28.395	18.763	26.969	281.4	
10	1'35.723	22.968	27.900	18.304	26.551	289.7	3	1'37.171	23.300	28.353	18.724	26.794	292.0	
11	1'36.106	23.028	27.956	18.400	26.722	289.7	4	1'36.161	22.967	27.989	18.447	26.758	292.0	
12	1'32.726 P	22.938	28.087	18.304	23.397	289.7	5	1'37.297	23.134	27.884	19.063	27.216	292.0	
13	1'53.726 *	34.145	28.659*	18.489	32.433		6	1'36.053	23.076	27.829	18.429	26.719	288.9	
14	1'35.488	22.906	27.873	18.165	26.544	289.7	7	1'36.009	22.919	27.900	18.442	26.748	287.4	
15	1'35.266	22.703	27.624	18.452	26.487	289.7	8	1'37.933	23.059	28.061	18.395	28.418	287.4	
16	1'36.788	22.733	27.523	18.392	28.140	290.5	9	1'35.893	22.843	27.861	18.347	26.842	287.4	
17	1'35.040	22.698	27.644	18.248	26.450	290.5	10	1'36.401	22.792	28.022	18.588	26.999	288.1	
18	1'34.920	22.706	27.604	18.142	26.468	290.5	11	1'35.886	22.767	27.966	18.282	26.871	288.9	
19	1'34.838	22.655	27.647	18.157	26.379	290.5	12	1'41.730 P	24.865	30.018	19.169	27.678	288.1	
22nd	18	Manuel GONZALEZ Correos Prepagó Yam SPA						13	1'49.534	33.912	28.890	18.805	27.927	
		Runs=3	Total laps=17	Full laps=13	Valid laps=11		14	1'35.672	22.703	27.870	18.496	26.603	289.7	
1	2'56.841 P	34.008	29.036	19.398	22.117		15	1'35.150	22.726	27.629	18.277	26.518	288.9	
2	1'49.790	35.417	28.394	19.069	26.910		16	1'36.769 *	22.676	28.096*	18.488	27.509	288.9	
3	1'35.171	22.755	27.735	18.142	26.539	294.4	17	1'35.054	22.602	27.786	18.143	26.523	289.7	
4	1'35.093	22.482	27.807	18.129	26.675	296.0	18	1'41.941	22.719	30.485	18.663	30.074	288.9	
5	1'35.531	22.480	28.120	18.257	26.674	296.8	19	1'38.605	22.639	27.981	19.033	28.952	290.5	
6	1'35.351	22.562	27.689	18.263	26.837	292.8	20	1'35.088	22.733	27.661	18.140	26.554	290.5	
7	1'40.958	24.842	29.396	19.294	27.426	292.8	25th	35	Somkiat CHANTRA IDEMITSU Honda Tea THA					
8	1'35.404	22.549	27.666	18.226	26.963	291.2			Runs=2	Total laps=14	Full laps=11	Valid laps=11		
9	1'34.717 P	22.679	29.277	20.217	22.544	291.2	1	3'29.124 *	37.217	29.052	19.151	27.148*		
10	1'47.930	34.562	27.862	18.448	27.058		2	1'36.340	23.301	27.853	18.592	26.594	283.6	
11	1'34.992	22.385	27.854	18.121	26.632	294.4	3	1'35.767	22.714	27.709	18.593	26.751	292.8	
12	1'39.743 *	22.412	31.893*	18.486	26.952	292.8	4	1'35.621	22.929	27.614	18.387	26.691	290.5	
13	1'35.466 *	22.356	27.561*	18.101	27.448	295.2	5	1'35.171	22.666	27.551	18.419	26.535	290.5	
14	1'43.538	23.185	30.510	22.690	27.153	294.4	6	1'35.260	22.632	27.539	18.292	26.797	291.2	
15	1'37.996	22.507	28.190	20.482	26.817	293.6	7	1'35.593	22.748	27.817	18.306	26.722	291.2	
16	1'37.264	22.569	27.771	18.291	28.633	293.6	8	1'35.304	22.823	27.615	18.215	26.651	290.5	
17	1'34.893	22.439	27.746	18.079	26.629	295.2	9	1'35.737	22.840	27.596	18.289	27.012	290.5	
23rd	3	Lukas TULOVIC Liqui Moly Husqvarna GER						10	1'35.633	22.732	27.822	18.264	26.815	290.5
		Runs=3	Total laps=18	Full laps=13	Valid laps=12		11	1'35.917	22.893	27.644	18.603	26.777	288.9	
1	1'58.395	35.132	30.332	19.770	27.698		12	1'35.714	22.698	27.676	18.404	26.936	288.9	
2	1'38.587	23.634	28.843	19.088	27.022	288.1	13	1'33.823 P	22.797	27.723	18.963	24.340	288.1	
3	1'38.494	23.208	29.491	18.744	27.051	292.0	14	2'00.531 *	40.439	30.919*	19.566	29.607		
4	1'36.841	23.229	28.170	18.663	26.779	292.0		unfinished	22.476				291.2	
5	1'37.904	23.330	28.600	18.820	27.154	292.8	26th	23	Taiga HADA Pertamina Mandalika JPN					
6	1'36.519	22.913	28.240	18.463	26.903	293.6			Runs=2	Total laps=17	Full laps=14	Valid laps=13		
7	1'33.522 P	23.166	29.230	19.136	21.990	293.6	1	2'02.051	35.330	30.022	19.470	27.281		
8	1'50.756	35.069	29.211	19.017	27.459		2	1'38.894	23.483	29.177	19.024	27.210	292.8	
9	1'36.673	22.920	28.321	18.476	26.956	288.1	3	1'37.907	23.365	28.642	18.997	26.903	291.2	

Fastest Lap: Fermín ALDEGUER Beta Tools SpeedUp SPA **1'32.794** 22.109 26.930 17.594 26.161

These data/results cannot be reproduced, stored and/or transmitted in whole or in part by any manner of electronic, mechanical, photocopying, recording, broadcasting or otherwise now known or herein after developed without the previous express consent by the copyright owner, except for reproduction in daily press and regular printed publications on sale to the public within 60 days of the event related to those data/results and always provided that copyright symbol appears together as follows below.
© DORNA, 2023

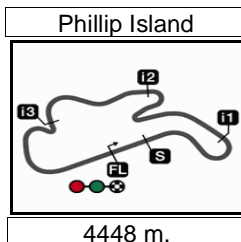
Practice Nr. 1

Moto2

Lap	Lap Time	T1	T2	T3	T4	Speed	Lap	Lap Time	T1	T2	T3	T4	Speed
4	1'36.491	23.030	28.094	18.595	26.772	289.7	19	1'36.734	23.003	28.254	18.513	26.964	289.7
5	1'41.034	23.553	29.426	18.894	29.161	293.6	20	1'36.493	22.877	28.122	18.512	26.982	290.5
6	1'37.761	23.226	28.914	18.669	26.952	293.6	21	1'36.275	22.904	27.997	18.429	26.945	291.2
7	1'37.864	23.289	28.425	18.694	27.456	292.0	22	1'36.381	22.975	28.045	18.454	26.907	289.7
8	1'37.538	23.337	28.235	18.636	27.330	281.4	29th 9 Mattia CASADEI Fantic Racing ITA Runs=2 Total laps=19 Full laps=16 Valid laps=15						
9	1'35.267 P	23.057	28.177	18.948	25.085	288.9	1	2'31.392	35.838	29.890	19.990	27.815	
10	1'47.394	33.091	28.766	18.650	26.887		2	1'39.747	24.320	28.963	19.349	27.115	278.5
11	1'36.265	22.880	27.956	18.740	26.689	292.0	3	1'38.834	23.700	29.025	18.787	27.322	290.5
12	1'35.353	22.647	27.804	18.311	26.591	292.8	4	1'38.357	23.494	28.761	18.933	27.169	289.7
13	1'35.976 *	22.653	28.104*	18.472	26.747	292.8	5	1'38.205	23.649	28.403	19.127	27.026	288.1
14	1'35.419	22.764	27.592	18.292	26.771	292.0	6	1'38.596	23.458	28.442	18.726	27.970	288.9
15	1'36.149	22.675	27.971	18.479	27.024	289.7	7	1'37.886	23.584	28.415	18.860	27.027	285.9
16	1'36.748	23.064	27.981	18.602	27.101	289.7	8	1'34.226 P	23.313	28.543	18.849	23.521	290.5
17	1'36.236	23.078	27.803	18.341	27.014	289.7	9	1'51.394	36.456	28.804	18.980	27.154	
27th 17 Alex ESCRIG Forward Team SPA Runs=2 Total laps=17 Full laps=14 Valid laps=13							10	1'37.280	23.425	28.141	18.660	27.054	288.1
1	2'00.243	37.618	30.874	20.115	28.354		11	1'37.705	23.348	28.442	18.965	26.950	289.7
2	1'39.974	24.161	29.055	19.258	27.500	289.7	12	1'36.788	23.153	28.135	18.649	26.851	290.5
3	1'39.869	23.813	29.682	19.019	27.355	293.6	13	1'36.764	23.327	28.056	18.602	26.779	290.5
4	1'37.496	23.303	28.383	18.654	27.156	294.4	14	1'36.664	22.972	28.037	18.526	27.129	292.0
5	1'38.383	23.287	28.089	18.884	28.123	295.2	15	1'37.425 *	23.126	28.436*	18.637	27.226	291.2
6	1'37.848	23.321	28.195	18.579	27.753	294.4	16	1'37.340	23.126	28.364	18.779	27.071	287.4
7	1'41.642	25.629	28.256	18.505	29.252	282.9	17	1'36.722	23.019	28.139	18.584	26.980	293.6
8	1'37.192	23.243	28.069	18.520	27.360	295.2	18	1'36.711	22.912	28.209	18.599	26.991	294.4
9	1'41.720 P	23.205	28.809	20.822	28.884	278.5	19	1'36.456	22.914	28.222	18.445	26.875	292.8
10	1'55.258	38.765	30.155	19.054	27.284		30th 5 Kohta NOZANE Correos Prepagos Yam JPN Runs=2 Total laps=17 Full laps=14 Valid laps=13						
11	1'36.208	22.953	27.898	18.565	26.792	292.8	1	2'03.489	34.646	29.959	19.248	27.343	
12	1'35.417 *	22.799	27.898*	18.125	26.595	293.6	2	1'38.155	23.763	28.715	18.559	27.118	285.1
13	1'35.924	22.806	27.936	18.397	26.785	293.6	3	1'37.220	23.021	28.671	18.672	26.856	291.2
14	1'37.288	22.787	28.531	18.993	26.977	294.4	4	1'37.017	23.325	28.059	18.526	27.107	287.4
15	1'37.722	23.045	29.093	18.712	26.872	294.4	5	1'40.337	23.256	29.068	18.691	29.322	288.1
16	1'36.980	22.892	28.680	18.703	26.705	293.6	6	1'37.425	23.314	28.186	18.606	27.319	288.9
17	1'36.057	22.832	28.032	18.330	26.863	293.6	7	1'44.044	26.488	29.751	19.871	27.934	283.6
	PIT	26.045	30.027	21.254	25.314	292.8	8	1'41.790	23.283	28.204	21.197	29.106	288.1
28th 33 Rory SKINNER OnlyFans American R GBR Runs=2 Total laps=22 Full laps=19 Valid laps=18							9	1'37.232	23.193	28.328	18.681	27.030	288.1
1	2'07.750	34.353	30.301	19.985	27.657		10	1'36.720 P	23.373	28.630	18.425	26.292	285.1
2	1'38.884	23.805	28.971	18.924	27.184	292.0	11	1'55.889	37.615	30.457	19.586	28.231	
3	1'37.967	23.278	28.739	18.746	27.204	292.8	12	1'37.476	23.398	28.456	18.509	27.113	285.9
4	1'36.618	23.075	28.291	18.444	26.808	295.2	13	1'37.483	23.257	28.742	18.576	26.908	283.6
5	1'36.727	23.030	28.106	18.581	27.010	293.6	14	1'38.420 *	23.153	28.304*	18.516	28.447*	285.9
6	1'36.672	22.950	28.213	18.532	26.977	293.6	15	1'46.881	27.872	32.976	18.931	27.102	191.4
7	1'37.350	23.193	28.342	18.636	27.179	292.8	16	1'37.124	23.346	28.335	18.446	26.997	287.4
8	1'36.958	23.240	28.063	18.461	27.194	288.9	17	1'37.419	23.352	28.468	18.567	27.032	286.6
9	1'36.263	22.905	28.043	18.431	26.884	289.7		PIT	23.348	31.626	23.745	28.258	285.9
10	1'36.987	23.122	28.044	18.582	27.239	292.0							
11	1'35.339 P	23.814	29.841	18.533	23.151	288.1							
12	1'49.332	34.144	29.078	18.804	27.306								
13	1'37.231	23.219	28.228	18.496	27.288	288.9							
14	1'36.916	22.963	28.210	18.633	27.110	289.7							
15	1'37.061	22.948	28.499	18.575	27.039	290.5							
16	1'37.129 *	22.976	28.415*	18.516	27.222	290.5							
17	1'36.066	22.855	28.087	18.341	26.783	292.8							
18	1'36.761	23.002	28.285	18.552	26.922	292.0							

Fastest Lap: Fermín ALDEGUER Beta Tools SpeedUp SPA **1'32.794** 22.109 26.930 17.594 26.161

These data/results cannot be reproduced, stored and/or transmitted in whole or in part by any manner of electronic, mechanical, photocopying, recording, broadcasting or otherwise now known or herein after developed without the previous express consent by the copyright owner, except for reproduction in daily press and regular printed publications on sale to the public within 60 days of the event related to those data/results and always provided that copyright symbol appears together as follows below.
© DORNA, 2023



Results and timing service provided by **TISSOT**

Moto2™

MotoGP™ GURU BY GRYFYN AUSTRALIAN MOTORCYCLE GR

Practice Nr. 1

Best Partial Times

IT Ideal Lap Time, sum of the best partial times

BT Best Lap Time


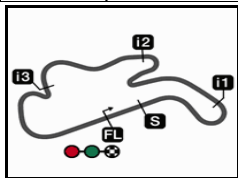
T1		T2		T3		T4				IT		BT	
Pos	Rider	Time	Rider	Time	Rider	Time	Rider	Time	Pos	Rider	IT	BT	
1	F.ALDEGUER	22.009	P.ACOSTA	26.865	F.ALDEGUER	17.594	F.ALDEGUER	25.912	1	F.ALDEGUER	1'32.445	1'32.794	(1)
2	A.CANET	22.149	F.ALDEGUER	26.930	J.ROBERTS	17.812	P.ACOSTA	25.946	2	P.ACOSTA	1'32.934	1'33.003	(2)
3	A.LOPEZ	22.183	A.CANET	27.005	A.LOPEZ	17.858	C.VIETTI	26.008	3	A.CANET	1'33.193	1'33.238	(3)
4	P.ACOSTA	22.217	B.BENDSNEYDE	27.166	A.CANET	17.894	A.LOPEZ	26.101	4	A.LOPEZ	1'33.368	1'33.857	(5)
5	T.ARBOLINO	22.223	J.DIXON	27.192	P.ACOSTA	17.906	M.RAMIREZ	26.145	5	J.ROBERTS	1'33.516	1'33.572	(4)
6	J.ROBERTS	22.256	A.OGURA	27.205	M.RAMIREZ	17.938	A.CANET	26.145	6	B.BENDSNEY	1'33.821	1'33.865	(6)
7	M.GONZALEZ	22.356	B.BALTUS	27.216	J.DIXON	17.965	B.BALTUS	26.146	7	C.VIETTI	1'33.856	1'34.211	(12)
8	S.LOWES	22.390	C.VIETTI	27.225	B.BENDSNEYDE	17.975	J.ROBERTS	26.185	8	M.RAMIREZ	1'33.860	1'33.981	(9)
9	B.BENDSNEYDE	22.426	A.LOPEZ	27.226	D.BINDER	17.982	J.DIXON	26.244	9	J.DIXON	1'33.874	1'33.913	(7)
10	F.SALAC	22.444	J.ALCOBA	27.245	I.GUEVARA	17.983	B.BENDSNEYDE	26.254	10	T.ARBOLINO	1'33.925	1'33.925	(8)
11	I.GUEVARA	22.467	M.RAMIREZ	27.249	J.ALCOBA	17.993	I.GUEVARA	26.297	11	B.BALTUS	1'33.948	1'34.200	(11)
12	J.DIXON	22.473	J.ROBERTS	27.263	C.VIETTI	18.012	D.FOGGIA	26.314	12	J.ALCOBA	1'34.071	1'34.136	(10)
13	S.CHANTRA	22.476	T.ARBOLINO	27.267	S.LOWES	18.014	D.BINDER	26.342	13	S.LOWES	1'34.123	1'34.279	(14)
14	J.ALCOBA	22.480	S.LOWES	27.347	A.OGURA	18.058	J.ALCOBA	26.353	14	I.GUEVARA	1'34.172	1'34.273	(13)
15	A.ARENAS	22.494	A.ARENAS	27.394	T.ARBOLINO	18.061	A.ARENAS	26.355	15	A.OGURA	1'34.337	1'34.492	(17)
16	B.BALTUS	22.512	F.SALAC	27.418	B.BALTUS	18.074	S.LOWES	26.372	16	F.SALAC	1'34.344	1'34.397	(16)
17	M.RAMIREZ	22.528	I.GUEVARA	27.425	M.GONZALEZ	18.079	T.ARBOLINO	26.374	17	A.ARENAS	1'34.371	1'34.395	(15)
18	L.TULOVIC	22.550	D.FOGGIA	27.444	F.SALAC	18.081	S.GARCIA	26.379	18	D.BINDER	1'34.422	1'34.552	(19)
19	D.BINDER	22.561	A.SURRA	27.461	A.SURRA	18.090	A.OGURA	26.395	19	D.FOGGIA	1'34.466	1'34.542	(18)
20	D.FOGGIA	22.565	S.GARCIA	27.523	A.ESCRIG	18.125	F.SALAC	26.401	20	A.SURRA	1'34.539	1'34.712	(20)
21	A.SURRA	22.577	D.BINDER	27.537	A.ARENAS	18.128	A.SURRA	26.411	21	M.GONZALEZ	1'34.640	1'34.893	(22)
22	VD GOORBER	22.602	S.CHANTRA	27.539	Z.VD GOORBER	18.140	Z.VD GOORBER	26.518	22	S.GARCIA	1'34.699	1'34.838	(21)
23	C.VIETTI	22.611	T.HADA	27.592	S.GARCIA	18.142	S.CHANTRA	26.535	23	S.CHANTRA	1'34.765	1'35.171	(25)
24	T.HADA	22.647	L.TULOVIC	27.614	D.FOGGIA	18.143	M.GONZALEZ	26.539	24	Z.VD GOORBE	1'34.889	1'35.054	(24)

These data/results cannot be reproduced, stored and/or transmitted in whole or in part by any manner of electronic, mechanical, photocopying, recording, broadcasting or otherwise now known or herein after developed without the previous express consent by the copyright owner, except for reproduction in daily press and regular printed publications on sale to the public within 60 days of the event related to those data/results and always provided that copyright symbol appears together as follows below.
© DORNA, 2023

Official MotoGP Timing by **TISSOT**
www.motogp.com



Phillip Island

Results and timing service provided by  TISSOT

4448 m.

MotoGP™ GURU BY GRYFYN AUSTRALIAN MOTORCYCLE GR

Practice Nr. 1

Best Partial Times

Moto2™

IT Ideal Lap Time, sum of the best partial times

BT Best Lap Time

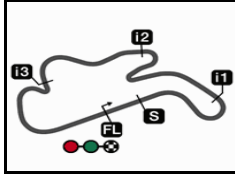

		T1		T2		T3		T4					
Pos	Rider	Time	Rider	Time	Rider	Time	Rider	Time	Pos	Rider	IT	BT	
25	S.GARCIA	22.655	Z.VD GOORBER	27.629	L.TULOVIC	18.185	L.TULOVIC	26.557	25	L.TULOVIC	1'34.906	1'34.954	(23)
26	A.OGURA	22.679	M.GONZALEZ	27.666	S.CHANTRA	18.215	T.HADA	26.591	26	T.HADA	1'35.122	1'35.353	(26)
27	A.ESCRIG	22.787	A.ESCRIG	27.898	T.HADA	18.292	A.ESCRIG	26.595	27	A.ESCRIG	1'35.405	1'35.924	(27)
28	R.SKINNER	22.855	R.SKINNER	27.997	R.SKINNER	18.341	M.CASADEI	26.779	28	R.SKINNER	1'35.976	1'36.066	(28)
29	M.CASADEI	22.912	M.CASADEI	28.037	K.NOZANE	18.425	R.SKINNER	26.783	29	M.CASADEI	1'36.173	1'36.456	(29)
30	K.NOZANE	23.021	K.NOZANE	28.059	M.CASADEI	18.445	K.NOZANE	26.856	30	K.NOZANE	1'36.361	1'37.017	(30)

These data/results cannot be reproduced, stored and/or transmitted in whole or in part by any manner of electronic, mechanical, photocopying, recording, broadcasting or otherwise now known or herein after developed without the previous express consent by the copyright owner, except for reproduction in daily press and regular printed publications on sale to the public within 60 days of the event related to those data/results and always provided that copyright symbol appears together as follows below.
© DORNA, 2023

Official MotoGP Timing by TISSOT
www.motogp.com



Phillip Island

Results and timing service provided by 

4448 m.

Moto2™**MotoGP™ GURU BY GRYFYN AUSTRALIAN MOTORCYCLE GR****Practice Nr. 1****Fastest Laps Sequence**

<i>Practice Time</i>	 <i>Rider</i>	<i>Nation</i>	<i>Motorcycle</i>	<i>Time</i>	<i>Km/h</i>	<i>Rider's Lap</i>
3'34.672	24 Marcos RAMIREZ	SPA	KALEX	1'38.881	161.9	2
3'34.965	67 Alberto SURRA	ITA	FORWARD	1'38.214	163.0	2
3'37.693	22 Sam LOWES	GBR	KALEX	1'36.676	165.6	2
3'41.467	12 Filip SALAC	CZE	KALEX	1'35.981	166.8	2
3'42.943	15 Darryn BINDER	RSA	KALEX	1'35.854	167.0	2
4'35.402	96 Jake DIXON	GBR	KALEX	1'35.714	167.2	2
5'39.726	13 Celestino VIETTI	ITA	KALEX	1'35.563	167.5	3
6'00.102	37 Pedro ACOSTA	SPA	KALEX	1'35.496	167.6	3
6'09.966	40 Aron CANET	SPA	KALEX	1'35.382	167.8	3
6'10.614	96 Jake DIXON	GBR	KALEX	1'35.212	168.1	3
6'52.500	54 Fermín ALDEGUER	SPA	BOSCOSCURO	1'35.125	168.3	4
7'34.991	37 Pedro ACOSTA	SPA	KALEX	1'34.889	168.7	4
7'45.162	96 Jake DIXON	GBR	KALEX	1'34.548	169.3	4
11'36.036	54 Fermín ALDEGUER	SPA	BOSCOSCURO	1'33.926	170.4	7
28'21.954	54 Fermín ALDEGUER	SPA	BOSCOSCURO	1'32.807	172.5	11
34'56.739	54 Fermín ALDEGUER	SPA	BOSCOSCURO	1'32.794	172.5	15

These data/results cannot be reproduced, stored and/or transmitted in whole or in part by any manner of electronic, mechanical, photocopying, recording, broadcasting or otherwise now known or herein after developed without the previous express consent by the copyright owner, except for reproduction in daily press and regular printed publications on sale to the public within 60 days of the event related to those data/results and always provided that copyright symbol appears together as follows below.

© DORNA, 2023

Official MotoGP Timing by TISSOT
www.motogp.com

Phillip Island, Friday, October 20, 2023