


4448 m.

MotoGP™ GURU BY GRYFYN AUSTRALIAN MOTORCYCLE G

Practice Nr. 1

Classification

3

		Rider	Nation	Team	Motorcycle	Time	Lap Total	Gap	Top Speed
1	44	David MUÑOZ	SPA	BOE Motorsports	KTM	1'37.638	9 13		246.2
2	71	Ayumu SASAKI	JPN	Liqui Moly Husqvarna Intact GP	HUSQVARNA	1'37.903	14 14	0.265 0.265	244.0
3	54	Riccardo ROSSI	ITA	SIC58 Squadra Corse	HONDA	1'38.034	17 17	0.396 0.131	247.3
4	31	Adrian FERNANDEZ	SPA	Leopard Racing	HONDA	1'38.119	19 19	0.481 0.085	249.1
5	10	Diogo MOREIRA	BRA	MT Helmets - MSI	KTM	1'38.150	15 16	0.512 0.031	242.9
6	5	Jaume MASIA	SPA	Leopard Racing	HONDA	1'38.152	18 18	0.514 0.002	248.5
7	66	Joel KELSO	AUS	CFMOTO Racing PruestelGP	CFMOTO	1'38.264	15 17	0.626 0.112	244.0
8	6	Ryusei YAMANAKA	JPN	Gaviota GASGAS Aspar Team	GASGAS	1'38.447	17 17	0.809 0.183	249.6
9	96	Daniel HOLGADO	SPA	Red Bull KTM Tech3	KTM	1'38.475	12 15	0.837 0.028	245.1
10	99	José Antonio RUEDA	SPA	Red Bull KTM Ajo	KTM	1'38.574	17 17	0.936 0.099	247.3
11	53	Deniz ÖNCÜ	TUR	Red Bull KTM Ajo	KTM	1'38.613	14 15	0.975 0.039	243.5
12	95	Collin VEIJER	NED	Liqui Moly Husqvarna Intact GP	HUSQVARNA	1'38.684	17 17	1.046 0.071	244.6
13	82	Stefano NEPA	ITA	Angeluss MTA Team	KTM	1'38.690	13 16	1.052 0.006	247.3
14	21	Vicente PEREZ	SPA	BOE Motorsports	KTM	1'38.807	14 14	1.169 0.117	244.0
15	48	Ivan ORTOLÁ	SPA	Angeluss MTA Team	KTM	1'38.969	14 16	1.331 0.162	249.1
16	9	Nicola Fabio CARRARO	ITA	Rivacold Snipers Team	HONDA	1'39.116	14 16	1.478 0.147	244.0
17	64	Mario AJI	INA	Honda Team Asia	HONDA	1'39.265	13 17	1.627 0.149	244.0
18	38	David SALVADOR	SPA	CIP Green Power	KTM	1'39.314	15 17	1.676 0.049	244.6
19	70	Joshua WHATLEY	GBR	VisionTrack Racing Team	HONDA	1'39.315	17 17	1.677 0.001	247.3
20	63	Syarifuddin AZMAN	MAL	MT Helmets - MSI	KTM	1'39.529	16 17	1.891 0.214	245.1
21	20	Lorenzo FELLON	FRA	CIP Green Power	KTM	1'39.549	17 17	1.911 0.020	243.5
22	43	Xavier ARTIGAS	SPA	CFMOTO Racing PruestelGP	CFMOTO	1'39.639	12 15	2.001 0.090	242.9
23	7	Filippo FARIOLI	ITA	Red Bull KTM Tech3	KTM	1'39.727	15 16	2.089 0.088	245.1
24	27	Kaito TOBA	JPN	SIC58 Squadra Corse	HONDA	1'40.298	10 10	2.660 0.571	245.7
25	80	David ALONSO	COL	Gaviota GASGAS Aspar Team	GASGAS	1'40.361	15 15	2.723 0.063	246.8
26	72	Taiyo FURUSATO	JPN	Honda Team Asia	HONDA	1'40.648	15 15	3.010 0.287	240.2
Not qualified (Out 105%)						1'42.519			
	18	Matteo BERTELLE	ITA	Rivacold Snipers Team	HONDA	1'42.632	3 6	4.994 1.984	244.0
	19	Scott OGDEN	GBR	VisionTrack Racing Team	HONDA	1'46.460	2 4	8.822 3.828	249.6

Practice condition: **Dry**Air: **17°**Humidity: **65%**Ground: **21°**

Fastest Lap:	Lap: 9	David MUÑOZ	1'37.638	164 Km/h
Best Race Lap:	2014	Jack MILLER	1'36.302	166.2 Km/h
All Time Lap Record:	2022	Ayumu SASAKI	1'35.854	167.0 Km/h

The results are provisional until the end of the limit for protest and appeals.

Time limit for protest expires 60' after publication of the results - Time:

These data/results cannot be reproduced, stored and/or transmitted in whole or in part by any manner of electronic, mechanical, photocopying, recording, broadcasting or otherwise now known or herein after developed without the previous express consent by the copyright owner, except for reproduction in daily press and regular printed publications on sale to the public within 60 days of the event related to those data/results and always provided that copyright symbol appears together as follows below.

© DORNA, 2023

Official MotoGP Timing by TISSOT
www.motogp.com

Phillip Island, Friday, October 20, 2023





Rider

Nation

Motorcycle

Top 5 speeds

Average

Top

Rider	Nation	Motorcycle	Top 5 speeds					Average	Top
6 Ryusei YAMANAKA	JPN	GASGAS	249.6	249.1	248.5	248.5	245.7	248.3	249.6
19 Scott OGDEN	GBR	HONDA	249.6	241.3	211.6			234.2	249.6
31 Adrian FERNANDEZ	SPA	HONDA	249.1	249.1	248.5	248.5	247.9	248.6	249.1
48 Ivan ORTOLÁ	SPA	KTM	249.1	248.5	248.5	246.2	245.7	247.6	249.1
5 Jaime MASIA	SPA	HONDA	248.5	248.5	247.9	247.9	247.9	248.1	248.5
54 Riccardo ROSSI	ITA	HONDA	247.3	246.8	245.7	245.7	245.7	246.2	247.3
70 Joshua WHATLEY	GBR	HONDA	247.3	246.2	245.7	245.7	245.7	246.1	247.3
82 Stefano NEPA	ITA	KTM	247.3	246.8	246.2	246.2	245.7	246.3	247.3
99 José Antonio RUEDA	SPA	KTM	247.3	246.8	245.7	245.7	245.7	246.2	247.3
80 David ALONSO	COL	GASGAS	246.8	246.8	246.2	246.2	246.2	246.4	246.8
44 David MUÑOZ	SPA	KTM	246.2	245.7	245.7	245.7	245.1	245.6	246.2
27 Kaito TOBA	JPN	HONDA	245.7	243.5	243.5	242.4	242.4	243.5	245.7
7 Filippo FARIOLI	ITA	KTM	245.1	243.5	243.5	242.9	241.8	243.4	245.1
63 Syarifuddin AZMAN	MAL	KTM	245.1	244.6	244.6	244.0	244.0	244.4	245.1
96 Daniel HOLGADO	SPA	KTM	245.1	244.6	244.0	244.0	243.5	243.9	245.1
38 David SALVADOR	SPA	KTM	244.6	244.0	243.5	243.5	243.5	243.7	244.6
95 Collin VEIJER	NED	HUSQVARNA	244.6	244.0	242.9	242.9	242.9	243.5	244.6
9 Nicola Fabio CARRARO	ITA	HONDA	244.0	244.0	244.0	243.5	242.9	243.4	244.0
18 Matteo BERTELLE	ITA	HONDA	244.0	243.5	239.7			242.4	244.0
21 Vicente PEREZ	SPA	KTM	244.0	243.5	242.9	242.9	242.9	243.2	244.0
64 Mario AJI	INA	HONDA	244.0	243.5	240.8	240.8	240.8	242.0	244.0
66 Joel KELSO	AUS	CFMOTO	244.0	244.0	243.5	243.5	242.9	243.4	244.0
71 Ayumu SASAKI	JPN	HUSQVARNA	244.0	244.0	243.5	243.5	243.5	243.7	244.0
20 Lorenzo FELLON	FRA	KTM	243.5	242.9	242.9	242.9	242.4	242.8	243.5
53 Deniz ÖNCÜ	TUR	KTM	243.5	242.9	242.4	242.4	242.4	242.6	243.5
10 Diogo MOREIRA	BRA	KTM	242.9	242.9	242.9	242.9	242.9	242.9	242.9
43 Xavier ARTIGAS	SPA	CFMOTO	242.9	242.9	242.9	242.9	242.9	242.9	242.9
72 Taiyo FURUSATO	JPN	HONDA	240.2	240.2	239.7	239.2	239.2	239.7	240.2

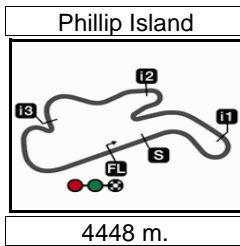
These data/results cannot be reproduced, stored and/or transmitted in whole or in part by any manner of electronic, mechanical, photocopying, recording, broadcasting or otherwise now known or herein after developed without the previous express consent by the copyright owner, except for reproduction in daily press and regular printed publications on sale to the public within 60 days of the event related to those data/results and always provided that copyright symbol appears together as follows below.

© DORNA, 2023

Official MotoGP Timing by TISSOT
www.motogp.com



Phillip Island, Friday, October 20, 2023



Results and timing service provided by TISSOT

Moto3™

MotoGP™ GURU BY GRYFYN AUSTRALIAN MOTORCYCLE G

Practice Nr. 1

Chronological Analysis of Performances

5

* Lap / Sector time cancelled **T1** Time from finish line to 1st intermed. **T3** Time from 2nd intermed. to 3rd intermed.
P Crossing the finish line in pit lane **T2** Time from 1st intermed. to 2nd intermed. **T4** Time from 3rd intermediate to finish line

Lap	Lap Time	T1	T2	T3	T4	Speed	Lap	Lap Time	T1	T2	T3	T4	Speed							
1st 44 David MUÑOZ BOE Motorsports SPA Runs=2 Total laps=13 Full laps=10 Valid laps=9							11	1'40.049	23.789	29.210	19.301	27.749	244.0	12	1'40.099	23.917	29.272	19.186	27.724	243.5
1	2'17.022	34.225	30.197	19.504	28.300		13	1'42.279 P	24.588	32.102	20.431	25.158	243.5							
2	1'42.550	24.530	30.743	19.248	28.029	244.6	14	1'52.492	34.657	29.563	19.391	28.881								
3	1'40.675	24.132	29.538	19.063	27.942	245.7	15	1'38.829	23.560	28.957	18.894	27.418	246.8							
4	1'40.284 *	24.04*	29.282	19.058	27.896	246.2	16	1'38.669	23.611	28.833	19.038	27.187	247.3							
5	1'42.712	24.057	29.441	20.191	29.023	245.7	17	1'38.034	23.528	28.713	18.813	26.980	245.7							
6	1'39.804	23.725	29.164	19.038	27.877	245.1	4th 31 Adrian FERNANDEZ Leopard Racing SPA Runs=2 Total laps=19 Full laps=16 Valid laps=15													
7	1'37.840 P	24.403	30.581	19.737	23.119	243.5	1	2'10.334	33.985	30.613	20.046	28.711								
8	1'48.065 *	32.611	29.209*	18.902	27.343		2	1'42.999	24.706	30.233	19.609	28.451	246.2							
9	1'37.638	23.498	28.584	18.485	27.071	245.7	3	1'41.464	24.191	29.822	19.329	28.122	247.3							
10	1'43.873	23.219	32.575	19.340	28.739	244.0	4	1'40.820 *	23.99*	29.601	19.275	27.947	246.2							
11	1'45.557	23.373	28.977	19.267	33.940	244.6	5	1'40.245	23.909	29.318	19.060	27.958	246.2							
12	1'42.289	24.199	29.094	19.153	29.843	242.9	6	1'39.782	23.824	29.281	19.034	27.643	246.2							
13	1'37.689	23.221	28.485	18.824	27.159	245.1	7	1'39.367	23.697	28.907	18.959	27.804	245.7							
2nd 71 Ayumu SASAKI Liqui Moly Husqvarna JPN Runs=2 Total laps=14 Full laps=11 Valid laps=10							8	1'39.262	23.741	29.036	18.979	27.506	245.7	9	1'39.398	23.782	29.113	18.984	27.519	247.3
1	3'45.342	33.324	31.654	20.400	30.107		10	1'39.711	23.765	29.112	19.189	27.645	248.5							
2	1'42.094	24.605	30.018	19.494	27.977	243.5	11	1'39.285	23.771	28.836	18.945	27.733	249.1							
3	1'40.989 *	24.20*	29.618	19.345	27.825	242.4	12	1'39.481	23.752	29.046	19.022	27.661	246.2							
4	1'40.519	24.082	29.432	19.231	27.774	242.9	13	1'39.470	23.803	28.879	19.016	27.772	246.2							
5	1'39.976	23.869	29.220	19.164	27.723	243.5	14	1'39.337	23.777	28.891	19.097	27.572	246.2							
6	1'40.235	23.947	29.462	19.131	27.695	244.0	15	1'39.571	23.728	28.900	19.044	27.899	247.9							
7	1'39.425	23.899	29.118	18.930	27.478	243.5	16	1'37.496 P	23.689	28.846	19.063	25.898	245.7							
8	1'39.683	23.763	29.216	19.072	27.632	242.9	17	1'49.731	34.035	29.089	19.009	27.598								
9	1'39.021	23.759	28.963	18.952	27.347	242.9	18	1'38.650	23.520	28.819	18.807	27.504	248.5							
10	1'41.039 P	24.663	31.218	19.793	25.365	242.4	19	1'38.119	23.442	28.631	18.782	27.264	249.1							
11	1'48.164	32.658	29.303	19.033	27.170		5th 10 Diogo MOREIRA MT Helmets - MSI BRA Runs=2 Total laps=16 Full laps=13 Valid laps=12													
12	1'37.996	23.572	28.744	18.752	26.928	243.5	1	2'56.297	32.421	30.308	19.637	28.219								
13	1'41.167	23.432	28.644	18.984	30.107	244.0	2	1'41.708	24.413	29.792	19.373	28.130	242.9							
14	1'37.903	23.441	28.704	18.636	27.122	241.8	3	1'40.370	24.197	29.283	19.108	27.782	242.9							
	PIT	27.849	29.336	19.294	32.348	242.4	4	1'40.270 *	24.032	29.507	19.046	27.685*	242.4							
3rd 54 Riccardo ROSSI SIC58 Squadra Corse ITA Runs=2 Total laps=17 Full laps=14 Valid laps=13							5	1'39.642	23.828	29.090	19.128	27.596	242.9	6	1'40.095	23.919	29.149	19.078	27.949	241.8
1	2'08.802	34.727	31.175	20.360	29.250		7	1'42.077	24.686	30.331	18.886	28.174	241.8							
2	1'43.688	25.060	30.289	19.787	28.552	237.6	8	1'39.409	23.767	29.051	18.967	27.624	242.9							
3	1'42.289	24.426	30.060	19.501	28.302	242.4	9	1'42.632	24.019	29.976	20.917	27.720	241.8							
4	1'41.701 *	24.29*	29.871	19.683	27.853	241.8	10	1'39.163	23.720	29.049	18.962	27.432	242.4							
5	1'40.672	24.045	29.585	19.231	27.811	245.7	11	1'39.322	23.714	28.904	19.047	27.657	242.9							
6	1'40.116	23.904	29.379	19.141	27.692	245.7	12	1'36.497 P	24.453	29.989	19.709	22.346	241.3							
7	1'40.538	23.939	29.380	19.254	27.965	245.1	13	1'49.709	32.559	30.427	19.389	27.334								
8	1'40.302	23.960	29.368	19.165	27.809	244.0	14	1'38.252	23.507	28.778	18.746	27.221	242.9							
9	1'40.242	23.909	29.283	19.235	27.815	243.5														
10	1'40.444	23.902	29.408	19.226	27.908	242.9														

Fastest Lap: David MUÑOZ BOE Motorsports SPA **1'37.638** 23.498 28.584 18.485 27.071

These data/results cannot be reproduced, stored and/or transmitted in whole or in part by any manner of electronic, mechanical, photocopying, recording, broadcasting or otherwise now known or herein after developed without the previous express consent by the copyright owner, except for reproduction in daily press and regular printed publications on sale to the public within 60 days of the event related to those data/results and always provided that copyright symbol appears together as follows below.
© DORNA, 2023



Practice Nr. 1

Moto3

Lap	Lap Time	T1	T2	T3	T4	Speed	Lap	Lap Time	T1	T2	T3	T4	Speed	
15	1'38.150	23.452	28.748	18.740	27.210	241.3	11	1'40.023	23.930	29.477	18.968	27.648	243.5	
16	1'38.563	23.534	28.627	18.966	27.436	241.8	12	1'39.416 *	23.858	29.016*	18.944	27.598	244.0	
6th	5	Jaume MASIA				Leopard Racing	SPA	13	1'38.683	23.707	28.891	18.738	27.347	241.8
		Runs=2	Total laps=18	Full laps=15	Valid laps=14			14	1'39.018	23.755	28.876	18.842	27.545	243.5
1	3'55.272	35.541	31.080	19.594	28.177		15	1'39.257	23.620	29.060	18.894	27.683	244.0	
2	1'40.573	24.189	29.460	19.099	27.825	247.3	16	1'40.150	23.731	29.840	19.125	27.454	243.5	
3	1'40.058 *	23.95*	29.200	19.118	27.783	248.5	17	1'38.447	23.618	28.733	18.744	27.352	248.5	
4	1'40.149	23.826	29.295	19.090	27.938	247.9	9th	96	Daniel HOLGADO				Red Bull KTM Tech3	SPA
5	1'39.729	23.815	29.247	19.066	27.601	247.3			Runs=2	Total laps=15	Full laps=12	Valid laps=11		
6	1'39.729	23.742	29.160	18.926	27.901	246.8	1	2'52.183	34.060	31.067	20.141	31.544		
7	1'38.851	23.695	28.954	18.841	27.361	247.9	2	1'44.480	26.169	30.096	19.627	28.588	218.0	
8	1'39.144	23.630	29.047	18.937	27.530	247.9	3	1'42.654	24.551	29.663	19.285	29.155	243.5	
9	1'39.840	23.762	29.118	19.194	27.766	247.3	4	1'40.527 *	24.104	29.636	19.055	27.732*	243.5	
10	1'39.938	24.063	29.155	19.018	27.702	239.7	5	1'39.694	23.886	29.072	18.999	27.737	244.0	
11	1'39.537	23.642	29.280	19.028	27.587	247.3	6	1'40.105	23.823	29.111	18.967	28.204	245.1	
12	1'37.884 P	23.787	29.177	19.119	25.801	246.8	7	1'39.965	23.930	29.051	19.002	27.982	242.9	
13	1'54.273 *	35.719	30.447*	19.252	28.855		8	1'41.943	24.271	30.371	19.284	28.017	243.5	
14	1'38.774	23.578	28.931	18.836	27.429	247.3	9	1'40.107	23.826	29.110	19.038	28.133	244.0	
15	1'38.475	23.658	28.670	18.841	27.306	245.7	10	1'37.725 P	24.238	29.261	18.993	25.233	243.5	
16	1'40.915	23.550	28.715	18.763	29.887	247.3	11	1'55.759 *	36.579	29.130	19.697	30.353*		
17	1'41.828	24.707	29.907	19.635	27.579	240.8	12	1'38.475	23.678	28.656	18.797	27.344	244.6	
18	1'38.152	23.377	28.658	18.905	27.212	248.5	13	1'42.563	23.792	29.068	18.906	30.797	242.4	
7th	66	Joel KELSO				CFMOTO Racing Pru	AUS	14	1'38.758	23.501	28.947	18.753	27.557	243.5
		Runs=2	Total laps=17	Full laps=14	Valid laps=13			15	1'53.411	23.708	38.449	22.945	28.309	241.8
1	3'00.084	32.413	30.016	19.474	28.269		10th	99	José Antonio RUED				Red Bull KTM Ajo	SPA
2	1'40.556	24.091	29.461	19.210	27.794	242.4			Runs=2	Total laps=17	Full laps=14	Valid laps=12		
3	1'39.509	23.734	29.123	19.000	27.652	243.5	1	2'37.158	35.398	31.506	20.810	29.262		
4	1'39.165 *	23.571	28.998	18.955	27.641*	244.0	2	1'45.111	25.451	30.915	20.193	28.552	240.8	
5	1'39.008	23.587	28.828	18.951	27.642	243.5	3	1'42.075	24.658	29.834	19.461	28.122	244.6	
6	1'42.281	23.765	31.883	18.972	27.661	242.9	4	1'41.679 *	24.28*	29.598	19.499	28.297	245.7	
7	1'39.152	23.693	28.821	18.910	27.728	242.9	5	1'40.795	24.206	29.476	19.317	27.796	245.7	
8	1'42.664	25.373	29.856	19.342	28.093	242.4	6	1'40.361	23.989	29.224	19.212	27.936	245.7	
9	1'39.436	23.633	28.735	18.820	28.248	244.0	7	1'41.104	24.201	29.231	19.243	28.429	246.8	
10	1'39.161	23.782	28.943	18.899	27.537	242.4	8	1'41.106 *	24.221	29.444	19.222	28.219*	244.6	
11	1'39.286 P	25.133	30.567	20.092	23.494	241.3	9	1'41.630	24.396	29.558	19.277	28.399	238.6	
12	1'47.738 *	32.281	28.992*	18.859	27.606		10	1'40.604	24.012	29.360	19.219	28.013	245.7	
13	1'38.657	23.500	28.812	18.895	27.450	241.8	11	1'38.130 P	24.082	30.078	19.488	24.482	244.6	
14	1'45.647	23.580	34.085	19.350	28.632	241.3	12	1'48.897 *	32.819	29.304*	19.079	27.695		
15	1'38.264	23.526	28.603	18.804	27.331	242.4	13	1'39.386	23.716	29.166	19.023	27.481	247.3	
16	1'51.911	24.699	31.478	27.527	28.207	241.8	14	1'39.649	23.811	28.868	19.089	27.881	245.1	
17	1'38.779	23.581	28.743	18.945	27.510	242.9	15	1'45.820	24.464	31.727	19.124	30.505	241.8	
8th	6	Ryusei YAMANAKA				Gaviota GASGAS As	JPN	16	1'44.213	24.265	29.518	19.361	31.069	240.8
		Runs=2	Total laps=17	Full laps=14	Valid laps=12			17	1'38.574	23.711	28.813	18.800	27.250	245.1
1	2'38.094	33.895	30.192	20.199	29.140		11th	53	Deniz ÖNCÜ				Red Bull KTM Ajo	TUR
2	1'43.426	25.030	30.384	19.660	28.352	244.6			Runs=2	Total laps=15	Full laps=12	Valid laps=11		
3	1'42.232	24.542	29.734	19.433	28.523	245.7	1	3'43.794	35.822	31.443	20.787	29.446		
4	1'42.303 *	24.58*	29.836	19.399	28.486	241.8	2	1'43.233	24.932	29.993	19.777	28.531	241.8	
5	1'41.173	24.466	29.670	19.312	27.725	248.5	3	1'41.396 *	24.43*	29.510	19.439	28.008	241.8	
6	1'40.018	23.988	29.236	19.024	27.770	249.1	4	1'41.523	24.512	29.493	19.402	28.116	241.8	
7	1'40.425	23.869	29.661	19.134	27.761	249.6	5	1'41.233	24.261	29.743	19.346	27.883	242.4	
8	1'36.571 P	24.184	29.431	19.130	23.826	244.0	6	1'40.449	23.984	29.381	19.128	27.956	242.4	
9	1'52.164	35.303	29.600	19.122	28.139		7	1'41.246	23.912	29.530	19.515	28.289	243.5	
10	1'39.686	23.834	29.115	18.952	27.785	241.8	8	1'40.350	23.974	29.393	19.262	27.721	242.9	

Fastest Lap: David MUÑOZ BOE Motorsports SPA 1'37.638 23.498 28.584 18.485 27.071

These data/results cannot be reproduced, stored and/or transmitted in whole or in part by any manner of electronic, mechanical, photocopying, recording, broadcasting or otherwise now known or herein after developed without the previous express consent by the copyright owner, except for reproduction in daily press and regular printed publications on sale to the public within 60 days of the event related to those data/results and always provided that copyright symbol appears together as follows below.
© DORNA, 2023

Practice Nr. 1

Moto3

Lap	Lap Time	T1	T2	T3	T4	Speed	Lap	Lap Time	T1	T2	T3	T4	Speed
9	1'39.837	23.920	29.147	19.142	27.628	241.8	8	1'43.610	24.090	32.722	19.156	27.642	238.6
10	1'39.892	23.981	29.398	18.926	27.587	242.4	9	1'34.473 P	23.657	29.064	19.070	22.682	242.4
11	1'34.718 P	23.861	29.562	19.158	22.137	242.4	10	1'52.322	34.777	31.002	19.007	27.536	
12	1'50.628	34.401	29.597	19.084	27.546		11	1'38.947	23.772	28.956	18.869	27.350	242.9
13	1'38.644	23.718	28.875	18.875	27.176	241.8	12	1'47.177	23.490	35.763	19.097	28.827	244.0
14	1'38.613	23.572	28.907	18.940	27.194	242.4	13	1'41.668	23.664	29.188	21.003	27.813	242.9
15	1'38.639	23.544	29.052	18.750	27.293	241.3	14	1'38.807	23.575	28.931	18.964	27.337	243.5

12th 95 Collin VEIJER Liqui Moly Husqvarna NED
 Runs=2 Total laps=17 Full laps=14 Valid laps=12

1	3'30.236	35.632	31.730	20.754	29.614	
2	1'44.933	25.250	30.815	19.970	28.898	242.4
3	1'45.124 *	25.441*	31.105	19.891	28.688	242.9
4	1'43.001	24.769	30.367	19.587	28.278	241.8
5	1'41.801	24.453	29.834	19.394	28.120	242.9
6	1'41.057	24.379	29.661	19.170	27.847	242.4
7	1'41.299	24.345	29.742	19.228	27.984	242.9
8	1'42.210	24.316	30.698	19.158	28.038	242.4
9	1'40.016	24.113	29.387	18.931	27.585	244.0
10	1'37.057 P	24.056	29.284	19.080	24.637	244.6
11	1'58.621	37.938	32.195	19.432	29.056	
12	1'39.863	24.044	29.328	18.949	27.542	242.4
13	1'40.300 *	23.814	29.317*	18.990	28.179	242.4
14	1'39.821	24.001	29.350	18.966	27.504	238.6
15	1'39.182	23.866	29.010	18.805	27.501	242.4
16	1'38.826	23.783	28.939	18.751	27.353	242.4
17	1'38.684	23.794	28.882	18.713	27.295	241.8

15th 48 Ivan ORTOLÁ Angeluss MTA Team SPA
 Runs=3 Total laps=16 Full laps=11 Valid laps=10

1	2'34.638	36.518	31.216	19.992	29.342	
2	1'43.734	25.250	30.284	19.608	28.592	244.0
3	1'42.150	24.566	29.654	19.488	28.442	245.7
4	1'41.387 *	24.42*	29.560	19.318	28.088	243.5
5	1'40.337	24.103	29.229	19.098	27.907	244.6
6	1'41.455	24.056	29.494	19.713	28.192	244.6
7	1'40.427	24.121	29.250	19.088	27.968	244.0
8	1'38.078 P	23.987	30.674	19.266	24.151	246.2
9	1'52.045	34.588	29.676	19.383	28.398	
10	1'41.414	24.250	29.595	19.362	28.207	240.8
11	1'40.849	24.196	29.258	19.214	28.181	241.8
12	1'38.183 P	24.382	29.945	19.491	24.365	240.8
13	1'49.831	32.655	29.455	19.967	27.754	
14	1'38.969	23.694	28.854	18.913	27.508	248.5
15	1'41.132	25.130	29.243	19.028	27.731	248.5
16	1'40.000	23.715	29.332	19.216	27.737	249.1

13th 82 Stefano NEPA Angeluss MTA Team ITA
 Runs=2 Total laps=16 Full laps=13 Valid laps=12

1	2'41.537	33.813	30.625	19.773	29.806	
2	1'42.310	24.498	30.019	19.533	28.260	241.8
3	1'41.157	24.198	29.844	19.273	27.842	245.7
4	1'41.097 *	23.981*	29.565	19.236	28.316	247.3
5	1'40.374	23.863	29.600	19.018	27.893	246.8
6	1'39.681	23.722	29.211	18.955	27.793	243.5
7	1'39.472	23.648	29.282	18.920	27.622	242.9
8	1'39.016	23.542	29.078	18.820	27.576	245.1
9	1'37.457 P	23.922	31.409	19.608	22.518	246.2
10	1'55.958	33.502	30.066	19.209	33.181	
11	1'39.524	23.679	29.293	18.920	27.632	240.8
12	1'39.049	23.544	29.156	18.931	27.418	241.8
13	1'38.690	23.443	28.998	18.822	27.427	242.9
14	1'52.218	23.787	34.831	23.070	30.530	246.2
15	1'51.558	23.468	33.392	19.123	35.575	245.7
16	1'38.777	23.536	29.025	18.794	27.422	241.8

16th 9 Nicola Fabio CARR Rivacold Snipers Tea ITA
 Runs=3 Total laps=16 Full laps=11 Valid laps=8

1	2'31.869	34.999	30.997	20.478	29.872	
2	1'43.627	24.868	30.365	19.715	28.679	242.4
3	1'42.221	24.475	29.891	19.601	28.254	242.9
4	1'41.760 *	24.49*	29.635	19.468	28.158	242.9
5	1'40.677	23.950	29.382	19.319	28.026	244.0
6	1'40.213	23.828	29.293	19.241	27.851	242.9
7	1'41.937 *	24.042	30.422	19.152	28.321*	241.8
8	1'41.734 *	24.272	29.445	19.418	28.599*	239.2
9	1'39.236 P	24.682	31.454	19.882	23.218	230.5
10	1'52.936	34.987	30.141	19.638	28.170	
11	1'40.357	24.000	29.452	19.204	27.701	241.8
12	1'37.783 P	23.757	29.213	19.203	25.610	244.0
13	1'53.796	32.266	30.172	21.300	30.058	
14	1'39.116	23.696	28.992	19.032	27.396	244.0
15	1'39.346	23.512	29.178	19.105	27.551	243.5
16	1'39.490	23.717	29.034	19.098	27.641	242.9

14th 21 Vicente PEREZ BOE Motorsports SPA
 Runs=3 Total laps=14 Full laps=9 Valid laps=9

1	2'14.958	34.316	30.639	20.163	28.710	
2	1'42.590	24.584	30.249	19.616	28.141	240.8
3	1'45.143 P	24.224	32.698	23.449	24.772	242.9
4	1'51.421	33.924	30.024	19.446	28.027	
5	1'40.804	24.000	29.427	19.260	28.117	242.4
6	1'40.076	23.904	29.212	19.210	27.750	241.3
7	1'40.436	23.986	29.253	19.192	28.005	241.8

17th 64 Mario AJI Honda Team Asia INA
 Runs=2 Total laps=17 Full laps=14 Valid laps=13

1	2'28.875	34.888	31.394	20.925	29.456	
2	1'44.831	25.396	30.617	20.040	28.778	233.0
3	1'42.765	24.524	29.945	19.707	28.589	234.0
4	1'42.218 *	24.56*	29.707	19.564	28.384	234.5
5	1'41.620	24.125	29.708	19.534	28.253	234.5
6	1'40.709	24.132	29.526	19.341	27.710	240.8
7	1'42.062	23.801	29.743	19.319	29.199	238.1
8	1'41.242	23.985	29.634	19.289	28.334	240.2

Fastest Lap: David MUÑOZ BOE Motorsports SPA **1'37.638** 23.498 28.584 18.485 27.071

These data/results cannot be reproduced, stored and/or transmitted in whole or in part by any manner of electronic, mechanical, photocopying, recording, broadcasting or otherwise now known or herein after developed without the previous express consent by the copyright owner, except for reproduction in daily press and regular printed publications on sale to the public within 60 days of the event related to those data/results and always provided that copyright symbol appears together as follows below.
 © DORNA, 2023

Practice Nr. 1

Moto3

Lap	Lap Time	T1	T2	T3	T4	Speed	Lap	Lap Time	T1	T2	T3	T4	Speed
9	1'43.993	24.511	30.343	20.374	28.765	234.0	5	1'41.388	24.166	29.423	19.330	28.469	244.6
10	1'41.006	24.108	29.428	19.324	28.146	236.0	6	1'42.206	24.411	29.606	19.758	28.431	242.9
11	1'42.276 P	24.115	32.797	20.449	24.915	234.5	7	1'42.171	24.338	30.148	19.315	28.370	244.0
12	1'56.793 *	35.962	32.062*	20.713	28.056		8	1'40.980	24.130	29.528	19.297	28.025	245.1
13	1'39.265	23.551	29.059	19.202	27.453	240.8	9	1'41.698	24.345	29.640	19.295	28.418	239.7
14	1'41.822	23.515	29.682	19.952	28.673	240.8	10	1'40.502	24.005	29.312	19.274	27.911	244.0
15	1'45.573	24.204	30.235	19.631	31.503	243.5	11	1'38.895 P	24.093	29.711	19.982	25.109	244.6
16	1'45.763	24.044	29.578	19.989	32.152	239.7	12	2'01.191 *	35.535	37.476*	19.715	28.465	
17	1'39.919	23.847	29.208	19.105	27.759	244.0	13	1'40.389	24.271	29.392	19.035	27.691	240.2
							14	1'40.002	23.962	29.004	19.183	27.853	242.9
							15	1'42.921	24.310	32.181	18.954	27.476	242.4
							16	1'39.529	23.784	28.921	19.138	27.686	244.0
							17	1'41.116	24.106	30.275	19.079	27.656	243.5

18th 38 David SALVADOR CIP Green Power SPA
Runs=2 Total laps=17 Full laps=14 Valid laps=13

1	2'38.703	34.468	31.215	20.442	28.753	
2	1'42.835	24.798	30.204	19.682	28.151	243.5
3	1'42.192	24.625	29.783	19.464	28.320	242.4
4	1'41.938 *	24.30*	29.773	19.489	28.375	242.4
5	1'41.100	24.160	29.592	19.482	27.866	242.9
6	1'41.018	23.965	29.558	19.695	27.800	243.5
7	1'40.540	23.932	29.279	19.267	28.062	244.6
8	1'41.082	24.240	29.517	19.238	28.087	243.5
9	1'41.366	24.129	29.691	19.274	28.272	244.0
10	1'41.699	24.094	30.133	19.257	28.215	243.5
11	1'41.716	24.065	29.618	19.549	28.484	243.5
12	1'36.263 P	24.315	29.676	19.301	22.971	240.8
13	1'53.486	36.121	29.560	19.390	28.415	
14	1'39.929	23.793	29.286	18.992	27.858	243.5
15	1'39.314	23.753	28.865	18.928	27.768	242.4
16	1'43.991	23.662	33.096	19.112	28.121	242.9
17	1'39.940	23.773	29.114	19.109	27.944	241.8

19th 70 Joshua WHATLEY VisionTrack Racing T GBR
Runs=2 Total laps=17 Full laps=14 Valid laps=13

1	2'38.674	35.241	32.667	20.757	32.111	
2	1'43.733	24.603	30.576	19.996	28.558	245.7
3	1'42.395	24.739	30.074	19.392	28.190	245.7
4	1'41.503 *	24.00*	29.927	19.314	28.256	246.2
5	1'40.960	24.155	29.624	19.216	27.965	247.3
6	1'40.493	23.846	29.436	19.204	28.007	245.7
7	1'41.484	24.100	29.323	19.253	28.808	243.5
8	1'40.410	23.958	29.329	19.257	27.866	241.8
9	1'53.988	25.562	32.031	21.057	35.338	235.0
10	1'37.515 P	24.098	29.957	20.327	23.133	240.2
11	1'55.808	33.201	30.065	19.277	33.265	
12	1'39.339	23.501	29.256	18.989	27.593	244.0
13	1'40.904	24.104	29.645	19.339	27.816	242.9
14	1'39.415	23.582	29.103	19.113	27.617	241.3
15	1'50.179	23.583	32.809	22.867	30.920	241.3
16	1'51.531	23.538	32.416	20.290	35.287	244.0
17	1'39.315	23.641	28.998	19.027	27.649	241.3

20th 63 Syarifuddin AZMAN MT Helmets - MSI MAL
Runs=2 Total laps=17 Full laps=14 Valid laps=13

1	2'32.735	34.824	30.813	20.286	29.551	
2	1'44.665	24.990	30.328	20.103	29.244	241.3
3	1'43.319	24.821	30.038	20.009	28.451	240.8
4	1'42.082 *	24.35*	29.805	19.569	28.357	242.9

21st 20 Lorenzo FELLON CIP Green Power FRA
Runs=2 Total laps=17 Full laps=14 Valid laps=13

1	2'37.509	33.633	30.393	20.031	28.800	
2	1'42.881	25.049	30.363	19.375	28.094	241.8
3	1'41.088	24.221	29.711	19.195	27.961	241.8
4	1'40.899 *	23.96*	29.544	19.144	28.249	242.4
5	1'40.232	23.931	29.446	19.162	27.693	242.4
6	1'40.451	23.871	29.372	19.153	28.055	242.9
7	1'40.524	23.979	29.473	19.186	27.886	241.8
8	1'40.696	23.830	29.480	19.224	28.162	243.5
9	1'41.104	24.234	29.393	19.275	28.202	242.9
10	1'41.225	24.114	29.467	19.255	28.389	239.7
11	1'47.950	24.954	30.577	20.411	32.008	237.1
12	1'35.043 P	24.055	29.651	19.369	21.968	241.3
13	1'49.746	32.664	29.655	19.293	28.134	
14	1'40.222	23.950	29.364	19.089	27.819	240.2
15	1'39.697	23.809	29.042	19.045	27.801	240.8
16	1'45.106	23.868	34.274	19.196	27.768	241.3
17	1'39.549	23.686	29.009	18.979	27.875	242.9

22nd 43 Xavier ARTIGAS CFMOTO Racing Pru SPA
Runs=3 Total laps=15 Full laps=10 Valid laps=9

1	2'41.704	32.675	30.493	19.932	29.589	
2	1'42.269	24.502	30.167	19.491	28.109	242.9
3	1'41.467	24.222	29.931	19.292	28.022	241.8
4	1'41.363 *	24.30*	29.636	19.312	28.108	242.9
5	1'40.978	24.116	29.431	19.258	28.173	242.9
6	1'36.821 P	24.236	30.228	20.008	22.349	242.9
7	1'52.646	34.525	30.079	19.631	28.411	
8	1'42.510	24.907	29.762	19.485	28.356	240.2
9	1'41.990	24.356	29.756	19.479	28.399	240.8
10	1'35.333 P	24.299	29.659	19.489	21.886	240.8
11	1'52.852	36.025	30.117	19.120	27.590	
12	1'39.639	23.784	28.947	19.041	27.867	242.4
13	1'46.117	24.223	31.343	19.132	31.419	240.8
14	1'45.236	24.100	29.553	19.521	32.062	242.9
15	1'40.479	24.107	29.442	19.118	27.812	241.3

23rd 7 Filippo FARIOLI Red Bull KTM Tech3 ITA
Runs=2 Total laps=16 Full laps=13 Valid laps=11

1	2'13.588	33.751	30.132	20.262	29.011	
2	1'43.016	25.045	29.990	19.624	28.357	237.6

Fastest Lap: David MUÑOZ BOE Motorsports SPA **1'37.638** 23.498 28.584 18.485 27.071

These data/results cannot be reproduced, stored and/or transmitted in whole or in part by any manner of electronic, mechanical, photocopying, recording, broadcasting or otherwise now known or herein after developed without the previous express consent by the copyright owner, except for reproduction in daily press and regular printed publications on sale to the public within 60 days of the event related to those data/results and always provided that copyright symbol appears together as follows below.
© DORNA, 2023

Practice Nr. 1

Moto3

Lap	Lap Time	T1	T2	T3	T4	Speed	Lap	Lap Time	T1	T2	T3	T4	Speed
3	1'41.956	24.543	29.638	19.596	28.179	241.8	9	1'41.760	24.251	29.715	19.383	28.411	239.7
4	1'42.103 *	24.83 *	29.512	19.604	28.156	240.8	10	1'36.453 P	24.190	29.593	19.446	23.224	240.2
5	1'41.491	24.260	29.371	19.646	28.214	245.1	11	1'51.799 *	33.605	30.425*	19.698	28.071	
6	1'41.567	24.425	29.747	19.369	28.026	240.2	12	1'41.341	24.418	29.425	19.388	28.110	227.6
7	1'41.080	24.158	29.260	19.410	28.252	243.5	13	1'41.153	24.286	29.626	19.404	27.837	227.6
8	1'41.434 *	24.450	29.211	19.519	28.254*	238.6	14	1'41.060	24.341	29.467	19.426	27.826	227.6
9	1'44.062	25.381	30.832	19.505	28.344	239.7	15	1'40.648	24.341	29.284	19.356	27.667	228.6
10	1'41.615	24.398	29.492	19.448	28.277	241.3		PIT	24.402	30.181	20.354	23.719	227.1
11	1'35.497 P	24.414	29.259	19.551	22.273	238.1							
12	1'53.475	36.103	28.962	19.261	29.149								
13	1'40.311	24.048	28.872	19.206	28.185	242.9							
14	1'43.335	24.645	28.921	19.082	30.687	238.1							
15	1'39.727	24.012	29.082	19.069	27.564	243.5							
16	1'39.988	24.005	28.997	19.273	27.713	240.8							

24th 27 Kaito TOBA SIC58 Squadra Corse JPN
Runs=3 Total laps=10 Full laps=5 Valid laps=5

1	3'08.580	33.631	31.010	20.281	29.961	
2	1'40.901 P	26.354	31.025	20.055	23.467	239.2
3	1'52.497	33.709	30.333	19.636	28.819	
4	1'42.241 P	26.717	32.899	20.008	22.617	240.2
5	1'56.549	37.628	30.510	19.675	28.736	
6	1'42.222	24.609	29.730	19.533	28.350	242.4
7	1'41.547	24.328	29.522	19.451	28.246	242.4
8	1'40.356	24.174	29.231	19.003	27.948	243.5
9	1'44.286	23.872	32.153	19.886	28.375	245.7
10	1'40.298	23.851	29.337	19.134	27.976	243.5

25th 80 David ALONSO Gaviota GASGAS As COL
Runs=4 Total laps=15 Full laps=10 Valid laps=8

1	2'15.829	33.991	30.691	20.301	29.172	
2	1'43.844	24.910	30.458	19.741	28.735	245.1
3	1'41.320	24.285	29.778	19.207	28.050	246.8
4	1'40.987 *	24.12*	29.647	19.292	27.919	246.8
5	1'40.747	24.013	29.605	19.146	27.983	246.2
6	1'42.022	23.964	30.313	19.297	28.448	246.2
7	1'41.916 *	23.899	29.876*	19.419	28.722	245.1
8	1'41.616	24.218	29.565	19.390	28.443	242.9
9	1'41.471	24.177	29.633	19.390	28.271	243.5
10	1'43.788	24.752	30.200	19.826	29.010	241.3
11	1'36.936 P	24.222	29.805	19.451	23.458	242.9
12	1'46.312 P	33.036	30.271	19.321	23.684	
13	2'20.888 P	45.650	40.613	29.486	25.139	
14	1'49.447 *	32.571	29.690	19.395	27.791*	
15	1'40.361	23.987	29.393	19.182	27.799	246.2


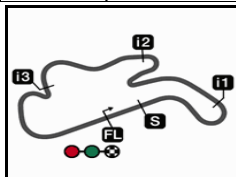
26th 72 Taiyo FURUSATO Honda Team Asia JPN
Runs=2 Total laps=15 Full laps=12 Valid laps=10

1	2'21.395	34.037	30.688	20.150	31.186	
2	1'46.569 *	26.888	30.773	20.048	28.860*	226.2
3	1'44.380	25.147	30.501	19.951	28.781	239.2
4	1'43.680 *	24.84*	30.410	19.822	28.605	238.6
5	1'42.758	24.528	30.332	19.631	28.267	238.6
6	1'41.619	24.339	29.760	19.490	28.030	239.2
7	1'42.386	24.310	29.674	19.320	29.082	238.6
8	1'41.429	24.163	29.544	19.367	28.355	240.2

Fastest Lap: David MUÑOZ BOE Motorsports SPA 1'37.638 23.498 28.584 18.485 27.071

These data/results cannot be reproduced, stored and/or transmitted in whole or in part by any manner of electronic, mechanical, photocopying, recording, broadcasting or otherwise now known or herein after developed without the previous express consent by the copyright owner, except for reproduction in daily press and regular printed publications on sale to the public within 60 days of the event related to those data/results and always provided that copyright symbol appears together as follows below.
© DORNA, 2023

Phillip Island

Results and timing service provided by  TISSOT

4448 m.

MotoGP™ GURU BY GRYFYN AUSTRALIAN MOTORCYCLE G

Practice Nr. 1

Best Partial Times

Moto3™

IT Ideal Lap Time, sum of the best partial times*BT* Best Lap Time


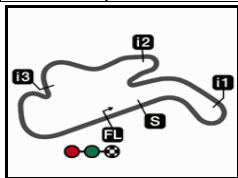
T1		T2		T3		T4						
Pos	Rider	Time	Rider	Time	Rider	Time	Rider	Time	Pos	Rider	IT	BT
1	D.MUÑOZ	23.219	D.MUÑOZ	28.485	D.MUÑOZ	18.485	A.SASAKI	26.928	1	D.MUÑOZ	1'37.260	1'37.638 (1)
2	J.MASIA	23.377	J.KELSO	28.603	A.SASAKI	18.636	R.ROSSI	26.980	2	A.SASAKI	1'37.640	1'37.903 (2)
3	A.SASAKI	23.432	D.MOREIRA	28.627	C.VEIJER	18.713	D.MUÑOZ	27.071	3	J.MASIA	1'38.010	1'38.152 (6)
4	A.FERNANDEZ	23.442	A.FERNANDEZ	28.631	R.YAMANAKA	18.738	D.ÖNCÜ	27.176	4	D.MOREIRA	1'38.029	1'38.150 (5)
5	S.NEPA	23.443	A.SASAKI	28.644	D.MOREIRA	18.740	D.MOREIRA	27.210	5	R.ROSSI	1'38.034	1'38.034 (3)
6	D.MOREIRA	23.452	D.HOLGADO	28.656	D.ÖNCÜ	18.750	J.MASIA	27.212	6	A.FERNANDEZ	1'38.119	1'38.119 (4)
7	V.PEREZ	23.490	J.MASIA	28.658	D.HOLGADO	18.753	J.RUEDA	27.250	7	J.KELSO	1'38.238	1'38.264 (7)
8	J.KELSO	23.500	R.ROSSI	28.713	J.MASIA	18.763	A.FERNANDEZ	27.264	8	D.HOLGADO	1'38.254	1'38.475 (9)
9	J.WHATLEY	23.501	R.YAMANAKA	28.733	A.FERNANDEZ	18.782	C.VEIJER	27.295	9	D.ÖNCÜ	1'38.345	1'38.613 (11)
10	D.HOLGADO	23.501	J.RUEDA	28.813	S.NEPA	18.794	J.KELSO	27.331	10	R.YAMANAKA	1'38.436	1'38.447 (8)
11	N.CARRARO	23.512	I.ORTOLÁ	28.854	J.RUEDA	18.800	V.PEREZ	27.337	11	J.RUEDA	1'38.574	1'38.574 (10)
12	M.AJI	23.515	D.SALVADOR	28.865	J.KELSO	18.804	D.HOLGADO	27.344	12	V.PEREZ	1'38.627	1'38.807 (14)
13	R.ROSSI	23.528	F.FARIOLI	28.872	R.ROSSI	18.813	R.YAMANAKA	27.347	13	S.NEPA	1'38.653	1'38.690 (13)
14	D.ÖNCÜ	23.544	D.ÖNCÜ	28.875	V.PEREZ	18.869	N.CARRARO	27.396	14	C.VEIJER	1'38.673	1'38.684 (12)
15	R.YAMANAKA	23.618	C.VEIJER	28.882	I.ORTOLÁ	18.913	S.NEPA	27.418	15	N.CARRARO	1'38.932	1'39.116 (16)
16	D.SALVADOR	23.662	S.AZMAN	28.921	D.SALVADOR	18.928	M.AJI	27.453	16	I.ORTOLÁ	1'38.969	1'38.969 (15)
17	L.FELLON	23.686	V.PEREZ	28.931	S.AZMAN	18.954	S.AZMAN	27.476	17	J.WHATLEY	1'39.081	1'39.315 (19)
18	I.ORTOLÁ	23.694	X.ARTIGAS	28.947	L.FELLON	18.979	I.ORTOLÁ	27.508	18	M.AJI	1'39.132	1'39.265 (17)
19	J.RUEDA	23.711	N.CARRARO	28.992	J.WHATLEY	18.989	F.FARIOLI	27.564	19	S.AZMAN	1'39.135	1'39.529 (20)
20	C.VEIJER	23.783	J.WHATLEY	28.998	K.TOBA	19.003	X.ARTIGAS	27.590	20	D.SALVADOR	1'39.223	1'39.314 (18)
21	X.ARTIGAS	23.784	S.NEPA	28.998	N.CARRARO	19.032	J.WHATLEY	27.593	21	X.ARTIGAS	1'39.362	1'39.639 (22)
22	S.AZMAN	23.784	L.FELLON	29.009	X.ARTIGAS	19.041	T.FURUSATO	27.667	22	L.FELLON	1'39.367	1'39.549 (21)
23	K.TOBA	23.851	M.AJI	29.059	F.FARIOLI	19.069	L.FELLON	27.693	23	F.FARIOLI	1'39.510	1'39.727 (23)
24	D.ALONSO	23.899	K.TOBA	29.231	M.AJI	19.105	D.SALVADOR	27.768	24	K.TOBA	1'40.033	1'40.298 (24)

These data/results cannot be reproduced, stored and/or transmitted in whole or in part by any manner of electronic, mechanical, photocopying, recording, broadcasting or otherwise now known or herein after developed without the previous express consent by the copyright owner, except for reproduction in daily press and regular printed publications on sale to the public within 60 days of the event related to those data/results and always provided that copyright symbol appears together as follows below.
© DORNA, 2023

Official MotoGP Timing by TISSOT
www.motogp.com



Phillip Island

Results and timing service provided by  **TISSOT**

4448 m.

MotoGP™ GURU BY GRYFYN AUSTRALIAN MOTORCYCLE G**Practice Nr. 1****Best Partial Times****Moto3™***IT* Ideal Lap Time, sum of the best partial times*BT* Best Lap Time


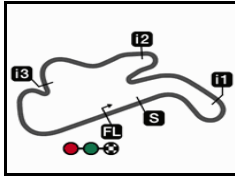
T1		T2		T3		T4				<i>IT</i>	<i>BT</i>	
<i>Pos</i>	<i>Rider</i>	<i>Time</i>	<i>Rider</i>	<i>Time</i>	<i>Rider</i>	<i>Time</i>	<i>Rider</i>	<i>Time</i>	<i>Pos</i>	<i>Rider</i>		
25	F.FARIOLI	24.005	T.FURUSATO	29.284	D.ALONSO	19.146	D.ALONSO	27.799	25	D.ALONSO	1'40.237	1'40.361 (25)
26	T.FURUSATO	24.163	D.ALONSO	29.393	T.FURUSATO	19.320	K.TOBA	27.948	26	T.FURUSATO	1'40.434	1'40.648 (26)
27	S.OGDEN	24.639	M.BERTELLE	29.850	M.BERTELLE	19.519	M.BERTELLE	28.396	27	M.BERTELLE	1'42.632	(-1)
28	M.BERTELLE	24.867	S.OGDEN	31.510	S.OGDEN	20.125	S.OGDEN	28.901	28	S.OGDEN	1'45.175	(-1)

These data/results cannot be reproduced, stored and/or transmitted in whole or in part by any manner of electronic, mechanical, photocopying, recording, broadcasting or otherwise now known or herein after developed without the previous express consent by the copyright owner, except for reproduction in daily press and regular printed publications on sale to the public within 60 days of the event related to those data/results and always provided that copyright symbol appears together as follows below.
© DORNA, 2023


Official MotoGP Timing by **TISSOT**
www.motogp.com



Phillip Island

Results and timing service provided by **Moto3™****MotoGP™ GURU BY GRYPYN AUSTRALIAN MOTORCYCLE G****Practice Nr. 1****Fastest Laps Sequence**

4448 m.

<i>Practice Time</i>	 <i>Rider</i>	<i>Nation</i>	<i>Motorcycle</i>	<i>Time</i>	<i>Km/h</i>	<i>Rider's Lap</i>
3'52.490	54 Riccardo ROSSI	ITA	HONDA	1'43.688	154.4	2
3'53.333	31 Adrian FERNANDEZ	SPA	HONDA	1'42.999	155.4	2
3'57.548	21 Vicente PEREZ	SPA	KTM	1'42.590	156.0	2
3'59.572	44 David MUÑOZ	SPA	KTM	1'42.550	156.1	2
4'23.847	82 Stefano NEPA	ITA	KTM	1'42.310	156.5	2
4'23.973	43 Xavier ARTIGAS	SPA	CFMOTO	1'42.269	156.5	2
4'38.005	10 Diogo MOREIRA	BRA	KTM	1'41.708	157.4	2
4'40.640	66 Joel KELSO	AUS	CFMOTO	1'40.556	159.2	2
6'18.375	10 Diogo MOREIRA	BRA	KTM	1'40.370	159.5	3
6'20.149	66 Joel KELSO	AUS	CFMOTO	1'39.509	160.9	3
9'38.322	66 Joel KELSO	AUS	CFMOTO	1'39.008	161.7	5
13'54.361	5 Jaume MASIA	SPA	HONDA	1'38.851	161.9	7
28'40.396	71 Ayumu SASAKI	JPN	HUSQVARNA	1'37.996	163.4	12
29'34.393	44 David MUÑOZ	SPA	KTM	1'37.638	164.0	9

These data/results cannot be reproduced, stored and/or transmitted in whole or in part by any manner of electronic, mechanical, photocopying, recording, broadcasting or otherwise now known or herein after developed without the previous express consent by the copyright owner, except for reproduction in daily press and regular printed publications on sale to the public within 60 days of the event related to those data/results and always provided that copyright symbol appears together as follows below.

© DORNA, 2023

Official MotoGP Timing by TISSOT
www.motogp.com

Phillip Island, Friday, October 20, 2023