


Phillip Island

Results and timing service provided by  TISSOT

MotoGP™

MotoGP™ GURU BY GRYFYN AUSTRALIAN MOTORCYCLE GR

Qualifying Nr. 1

Classification

17

4448 m.



	Rider	Nation	Team	Motorcycle	Time	Lap	Total	Gap	Top Speed
1	1 Francesco BAGNAIA	ITA	Ducati Lenovo Team	DUCATI	1'28.160	6	7		350.6
2	93 Marc MARQUEZ	SPA	Repsol Honda Team	HONDA	1'28.237	7	7	0.077	0.077 347.3
3	73 Alex MARQUEZ	SPA	Gresini Racing MotoGP	DUCATI	1'28.324	7	7	0.164	0.087 346.1
4	37 Augusto FERNANDEZ	SPA	GASGAS Factory Racing Tech3	KTM	1'28.435	3	7	0.275	0.111 345.0
5	25 Raul FERNANDEZ	SPA	CryptoDATA RNF MotoGP Team	APRILIA	1'28.607	7	7	0.447	0.172 342.9
6	36 Joan MIR	SPA	Repsol Honda Team	HONDA	1'28.841	7	7	0.681	0.234 341.8
7	20 Fabio QUARTARARO	FRA	Monster Energy Yamaha MotoGP	YAMAHA	1'28.925	7	7	0.765	0.084 344.0
8	10 Luca MARINI	ITA	Mooney VR46 Racing Team	DUCATI	1'29.047	7	7	0.887	0.122 349.5
9	88 Miguel OLIVEIRA	POR	CryptoDATA RNF MotoGP Team	APRILIA	1'29.182	7	8	1.022	0.135 341.8
10	21 Franco MORBIDELLI	ITA	Monster Energy Yamaha MotoGP	YAMAHA	1'29.419	7	7	1.259	0.237 345.0
11	30 Takaaki NAKAGAMI	JPN	LCR Honda IDEMITSU	HONDA	1'29.832	3	7	1.672	0.413 335.4

Practice condition: **Dry**

Air: 16°

Humidity: 68%

Ground: 26°

Fastest Lap:	Lap: 6	Francesco BAGNAIA	1'28.160	181.6 Km/h
Best Race Lap:	2013	Marc MARQUEZ	1'28.108	181.7 Km/h
All Time Lap Record:	2022	Jorge MARTIN	1'27.767	182.4 Km/h

The results are provisional until the end of the limit for protest and appeals.

Time limit for protest expires 60' after publication of the results - Time:

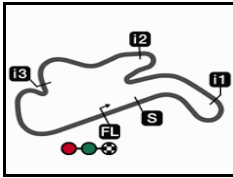
These data/results cannot be reproduced, stored and/or transmitted in whole or in part by any manner of electronic, mechanical, photocopying, recording, broadcasting or otherwise now known or herein after developed without the previous express consent by the copyright owner, except for reproduction in daily press and regular printed publications on sale to the public within 60 days of the event related to those data/results and always provided that copyright symbol appears together as follows below.

© DORNA, 2023

Official MotoGP Timing by TISSOT
www.motogp.com

Phillip Island, Saturday, October 21, 2023





4448 m.

MotoGP™ GURU BY GRYFYN AUSTRALIAN MOTORCYCLE GR

Qualifying Nr. 1

Top Speed & Average

18

Rider	Nation	Motorcycle	Top 5 speeds					Average	Top
1 Francesco BAGNAIA	ITA	DUCATI	350.6	347.3	345.0	345.0	344.0	346.4	350.6
10 Luca MARINI	ITA	DUCATI	349.5	348.4	340.7	339.6	337.5	343.1	349.5
93 Marc MARQUEZ	SPA	HONDA	347.3	346.1	345.0	345.0	342.9	345.3	347.3
73 Alex MARQUEZ	SPA	DUCATI	346.1	341.8	340.7	340.7	338.6	341.6	346.1
21 Franco MORBIDELLI	ITA	YAMAHA	345.0	345.0	345.0	344.0	335.4	342.9	345.0
37 Augusto FERNANDEZ	SPA	KTM	345.0	340.7	340.7	340.7	338.6	341.1	345.0
20 Fabio QUARTARARO	FRA	YAMAHA	344.0	342.9	341.8	340.7	340.7	342.0	344.0
25 Raul FERNANDEZ	SPA	APRILIA	342.9	342.9	338.6	334.4	327.3	337.2	342.9
36 Joan MIR	SPA	HONDA	341.8	341.8	341.8	340.7	339.6	341.1	341.8
88 Miguel OLIVEIRA	POR	APRILIA	341.8	341.8	340.7	340.7	338.6	340.7	341.8
30 Takaaki NAKAGAMI	JPN	HONDA	335.4	332.3	331.3	330.3	311.3	328.1	335.4

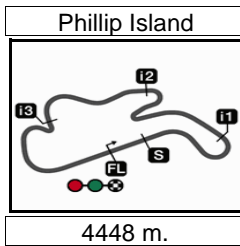
These data/results cannot be reproduced, stored and/or transmitted in whole or in part by any manner of electronic, mechanical, photocopying, recording, broadcasting or otherwise now known or herein after developed without the previous express consent by the copyright owner, except for reproduction in daily press and regular printed publications on sale to the public within 60 days of the event related to those data/results and always provided that copyright symbol appears together as follows below.

© DORNA, 2023

Official MotoGP Timing by TISSOT
www.motogp.com



Phillip Island, Saturday, October 21, 2023



Results and timing service provided by **TISSOT**

MotoGP™

MotoGP™ GURU BY GRYFYN AUSTRALIAN MOTORCYCLE GR
Qualifying Nr. 1
Chronological Analysis of Performances

19

* Lap / Sector time cancelled T1 Time from finish line to 1st intermediate T3 Time from 2nd intermed. to 3rd intermed.
P Crossing the finish line in pit lane T2 Time from 1st intermed. to 2nd intermed. T4 Time from 3rd intermediate to finish line
**Tyre data subject to further updates

Lap	Lap Time	T1	T2	T3	T4	Speed	Lap	Lap Time	T1	T2	T3	T4	Speed		
1st	1	Francesco BAGNAIA DUCATI ITA Ducati Lenovo Team						4th	37	Augusto FERNANDEZ KTM SPA GASGAS Factory Racing Tech3					
	Runs=2	Total laps=7	Full laps=4	Valid laps=4				Runs=2	Total laps=7	Full laps=4	Valid laps=4				
Run #	1	Front Tyre	Slick-Medium	Rear Tyre	Slick-Soft		Run #	1	Front Tyre	Slick-Medium	Rear Tyre	Slick-Soft			
		New Tyre		New Tyre					New Tyre		New Tyre				
1	2'37.188	33.254	26.907	17.856	24.941		1	2'07.566	33.479	27.121	18.066	25.638			
2	1'28.784	21.312	25.597	17.156	24.719	344.0	2	1'38.975	21.326	34.396	18.390	24.863	340.7		
3	1'28.543	21.048	25.601	17.184	24.710	345.0	3	1'28.435	21.019	25.599	17.151	24.666	338.6		
4	1'30.693 P	23.706	27.265	18.244	21.478	345.0	4	1'31.220 P	21.698	29.546	18.162	21.814	340.7		
Run #	2	Front Tyre	Slick-Medium	Rear Tyre	Slick-Soft		Run #	2	Front Tyre	Slick-Medium	Rear Tyre	Slick-Soft			
		4 Laps at start		New Tyre					4 Laps at start		New Tyre				
5	1'41.820	33.325	26.214	17.460	24.821		5	1'50.224	41.087	26.532	17.667	24.938			
6	1'28.160	20.989	25.649	16.997	24.525	350.6	6	1'29.490	20.980	25.641	17.749	25.120	345.0		
7	1'28.202	20.935	25.536	17.107	24.624	347.3	7	1'28.559	21.095	25.642	17.111	24.711	340.7		
2nd	93	Marc MARQUEZ HONDA SPA Repsol Honda Team						5th	25	Raul FERNANDEZ APRILIA SPA CryptoDATA RNF MotoGP Team					
	Runs=2	Total laps=7	Full laps=4	Valid laps=4				Runs=2	Total laps=7	Full laps=4	Valid laps=4				
Run #	1	Front Tyre	Slick-Medium	Rear Tyre	Slick-Soft		Run #	1	Front Tyre	Slick-Medium	Rear Tyre	Slick-Soft			
		New Tyre		New Tyre					New Tyre		New Tyre				
1	2'08.066	33.345	27.149	18.036	25.761		1	2'10.037	31.532	26.701	18.151	25.763			
2	1'39.055	21.181	34.436	18.466	24.972	345.0	2	1'39.787	21.538	34.604	18.199	25.446	334.4		
3	1'28.544	20.965	25.619	17.255	24.705	342.9	3	1'28.741	21.136	25.822	17.072	24.711	338.6		
4	1'29.558 P	21.781	28.385	18.343	21.049	345.0	4	1'29.292 P	22.628	26.871	17.695	22.098	327.3		
Run #	2	Front Tyre	Slick-Medium	Rear Tyre	Slick-Soft		Run #	2	Front Tyre	Slick-Medium	Rear Tyre	Slick-Soft			
		4 Laps at start		New Tyre					4 Laps at start		New Tyre				
5	2'00.864	37.980	37.120	20.593	25.171		5	1'58.161	39.133	35.896	17.836	25.296			
6	1'29.387	20.866	25.523	17.801	25.197	347.3	6	1'29.086	21.007	25.902	17.024	25.153	342.9		
7	1'28.237	21.053	25.528	17.128	24.528	346.1	7	1'28.607	20.919	25.847	17.190	24.651	342.9		
3rd	73	Alex MARQUEZ DUCATI SPA Gresini Racing MotoGP						6th	36	Joan MIR HONDA SPA Repsol Honda Team					
	Runs=2	Total laps=7	Full laps=4	Valid laps=4				Runs=2	Total laps=7	Full laps=4	Valid laps=4				
Run #	1	Front Tyre	Slick-Medium	Rear Tyre	Slick-Soft		Run #	1	Front Tyre	Slick-Medium	Rear Tyre	Slick-Soft			
		New Tyre		New Tyre					New Tyre		New Tyre				
1	2'07.157	32.915	27.379	18.462	25.594		1	2'38.070	34.635	27.166	17.788	25.194			
2	1'36.394	26.238	27.394	17.581	25.181	341.8	2	1'29.291	21.213	25.948	17.225	24.905	341.8		
3	1'28.920	21.199	25.804	17.161	24.756	340.7	3	1'29.072	21.095	25.881	17.299	24.797	341.8		
4	1'30.845 P	22.934	28.859	18.238	20.814	338.6	4	1'29.668 P	23.133	27.108	17.928	21.499	341.8		
Run #	2	Front Tyre	Slick-Medium	Rear Tyre	Slick-Soft		Run #	2	Front Tyre	Slick-Medium	Rear Tyre	Slick-Soft			
		4 Laps at start		New Tyre					4 Laps at start		New Tyre				
5	1'57.146	39.978	30.395	19.665	27.108		5	1'46.587	37.802	26.417	17.474	24.894			
6	1'36.892	21.327	29.043	21.336	25.186	340.7	6	1'29.000	21.110	25.827	17.200	24.863	340.7		
7	1'28.324	21.047	25.698	17.048	24.531	346.1	7	1'28.841	21.064	25.819	17.121	24.837	339.6		

Fastest Lap: Francesco BAGNAIA Ducati Lenovo Team ITA **1'28.160** 20.989 25.649 16.997 24.525

These data/results cannot be reproduced, stored and/or transmitted in whole or in part by any manner of electronic, mechanical, photocopying, recording, broadcasting or otherwise now known or herein after developed without the previous express consent by the copyright owner, except for reproduction in daily press and regular printed publications on sale to the public within 60 days of the event related to those data/results and always provided that copyright symbol appears together as follows below.
© DORNA, 2023



Qualifying Nr. 1

MotoGP

Lap	Lap Time	T1	T2	T3	T4	Speed	Lap	Lap Time	T1	T2	T3	T4	Speed	
7th	20	Fabio QUARTARARO YAMAHA FRA Monster Energy Yamaha MotoGP					Runs=2 Total laps=7 Full laps=4 Valid laps=4	Run # 2	Front Tyre Slick-Medium 4 Laps at start	Rear Tyre Slick-Soft New Tyre				
Run # 1	Front Tyre Slick-Medium New Tyre	Rear Tyre Slick-Soft New Tyre												
1	2'37.711	33.232	27.214	17.886	24.977		5	1'54.482	38.209	29.821	19.340	27.112		
2	1'29.151	21.416	25.791	17.248	24.696	342.9	6	1'37.284	21.455	29.279	21.659	24.891	345.0	
3	1'29.029	21.182	25.801	17.362	24.684	340.7	7	1'29.419	21.230	25.828	17.334	25.027	344.0	
4	1'30.621 P	24.135	26.881	18.086	21.519	341.8								
Run # 2	Front Tyre Slick-Medium 4 Laps at start	Rear Tyre Slick-Soft New Tyre												
5	1'45.269	32.959	29.486	17.688	25.136									
6	1'29.164	21.269	25.929	17.196	24.770	344.0								
7	1'28.925	21.244	25.769	17.234	24.678	340.7								
8th	10	Luca MARINI DUCATI ITA Mooney VR46 Racing Team					Runs=2 Total laps=7 Full laps=4 Valid laps=3	Run # 1	Front Tyre Slick-Medium New Tyre	Rear Tyre Slick-Soft New Tyre				
Run # 1	Front Tyre Slick-Medium New Tyre	Rear Tyre Slick-Soft New Tyre												
1	2'08.233	33.899	27.346	17.852	25.551		5	2'07.799	39.410	32.943	22.101	26.902		
2	1'40.638	21.544	34.834	18.699	25.561	337.5	2	1'39.353	21.872	33.704	18.600	25.177	330.3	
3	1'29.463	21.199	26.100	17.297	24.867	348.4	3	1'29.832	21.321	26.113	17.489	24.909	335.4	
4	1'32.830 P	24.506	27.426	18.374	22.524	339.6	4	1'31.696 P	22.155	28.786	18.109	22.646	332.3	
Run # 2	Front Tyre Slick-Medium 4 Laps at start	Rear Tyre Slick-Soft New Tyre												
5	1'58.812	39.377	35.721	18.466	25.248									
6	1'29.443 *	21.171	26.125	17.179	24.968*	349.5								
7	1'29.047	21.153	25.893	17.161	24.840	340.7								
9th	88	Miguel OLIVEIRA APRILIA POR CryptoDATA RNF MotoGP Team					Runs=2 Total laps=8 Full laps=5 Valid laps=5	Run # 1	Front Tyre Slick-Medium New Tyre	Rear Tyre Slick-Soft New Tyre				
Run # 1	Front Tyre Slick-Medium New Tyre	Rear Tyre Slick-Soft New Tyre												
1	2'14.269	33.464	27.335	18.180	25.201		5	1'43.342	33.256	26.806	17.987	25.293		
2	1'30.500	21.664	26.297	17.634	24.905	341.8	6	1'32.676	21.326	25.881	19.923	25.546	340.7	
3	1'29.660	21.305	26.155	17.439	24.761	338.6	7	1'29.182	21.317	25.792	17.419	24.654	340.7	
4	1'32.973 P	24.229	28.569	17.856	22.319	333.4	8	1'34.208	23.936	26.772	17.893	25.607	341.8	
Run # 2	Front Tyre Slick-Medium 4 Laps at start	Rear Tyre Slick-Soft New Tyre												
5	1'43.342	33.256	26.806	17.987	25.293									
6	1'32.676	21.326	25.881	19.923	25.546	340.7								
7	1'29.182	21.317	25.792	17.419	24.654	340.7								
8	1'34.208	23.936	26.772	17.893	25.607	341.8								
10th	21	Franco MORBIDELLI YAMAHA ITA Monster Energy Yamaha MotoGP					Runs=2 Total laps=7 Full laps=4 Valid laps=4	Run # 1	Front Tyre Slick-Medium New Tyre	Rear Tyre Slick-Soft New Tyre				
Run # 1	Front Tyre Slick-Medium New Tyre	Rear Tyre Slick-Soft New Tyre												
1	2'08.562	33.223	27.296	18.028	25.549		5	1'43.342	33.256	26.806	17.987	25.293		
2	1'38.894	21.384	34.227	18.261	25.022	345.0	6	1'32.676	21.326	25.881	19.923	25.546	340.7	
3	1'29.533	21.256	25.933	17.317	25.027	345.0	7	1'29.182	21.317	25.792	17.419	24.654	340.7	
4	1'35.872 P	27.277	28.078	18.618	21.899	335.4	8	1'34.208	23.936	26.772	17.893	25.607	341.8	

Fastest Lap: Francesco BAGNAIA Ducati Lenovo Team ITA **1'28.160** 20.989 25.649 16.997 24.525

These data/results cannot be reproduced, stored and/or transmitted in whole or in part by any manner of electronic, mechanical, photocopying, recording, broadcasting or otherwise now known or herein after developed without the previous express consent by the copyright owner, except for reproduction in daily press and regular printed publications on sale to the public within 60 days of the event related to those data/results and always provided that copyright symbol appears together as follows below.
© DORNA, 2023

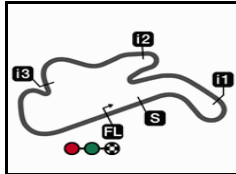

Official MotoGP Timing by TISSOT
www.motogp.com

Phillip Island, Saturday, October 21, 2023

Page 2 of 2



Phillip Island

Results and timing service provided by 

4448 m.

MotoGP™

MotoGP™ GURU BY GRYFYN AUSTRALIAN MOTORCYCLE GR

After the Qualifying Nr. 1

Event Best Maximum Speed



Rider	Nation	Team	Motorcycle	Km/h	
44 Po ESPARGARO	SPA	GASGAS Factory Racing Tech3	KTM	350.6	Free Practice Nr. 1
23 Enea BASTIANINI	ITA	Ducati Lenovo Team	DUCATI	350.6	Practice
1 Francesco BAGNAIA	ITA	Ducati Lenovo Team	DUCATI	350.6	Qualifying Nr. 1
89 Jorge MARTIN	SPA	Prima Pramac Racing	DUCATI	349.5	Free Practice Nr. 1
10 Luca MARINI	ITA	Mooney VR46 Racing Team	DUCATI	349.5	Qualifying Nr. 1
73 Alex MARQUEZ	SPA	Gresini Racing MotoGP	DUCATI	349.5	Free Practice Nr. 1
72 Marco BEZZECCHI	ITA	Mooney VR46 Racing Team	DUCATI	349.5	Free Practice Nr. 2
36 Joan MIR	SPA	Repsol Honda Team	HONDA	347.3	Free Practice Nr. 1
12 Maverick VIÑALES	SPA	Aprilia Racing	APRILIA	347.3	Free Practice Nr. 1
93 Marc MARQUEZ	SPA	Repsol Honda Team	HONDA	347.3	Qualifying Nr. 1
33 Brad BINDER	RSA	Red Bull KTM Factory Racing	KTM	347.3	Practice
43 Jack MILLER	AUS	Red Bull KTM Factory Racing	KTM	346.1	Practice
21 Franco MORBIDELLI	ITA	Monster Energy Yamaha MotoGP	YAMAHA	345.0	Qualifying Nr. 1
41 Aleix ESPARGARO	SPA	Aprilia Racing	APRILIA	345.0	Free Practice Nr. 1
49 Fabio DI GIANNANTONIO	ITA	Gresini Racing MotoGP	DUCATI	345.0	Practice
5 Johann ZARCO	FRA	Prima Pramac Racing	DUCATI	345.0	Practice
37 Augusto FERNANDEZ	SPA	GASGAS Factory Racing Tech3	KTM	345.0	Qualifying Nr. 1
20 Fabio QUARTARARO	FRA	Monster Energy Yamaha MotoGP	YAMAHA	344.0	Qualifying Nr. 1
25 Raul FERNANDEZ	SPA	CryptoDATA RNF MotoGP Team	APRILIA	342.9	Qualifying Nr. 1
88 Miguel OLIVEIRA	POR	CryptoDATA RNF MotoGP Team	APRILIA	342.9	Practice
30 Takaaki NAKAGAMI	JPN	LCR Honda IDEMITSU	HONDA	341.8	Practice
42 Alex RINS	SPA	LCR Honda CASTROL	HONDA	341.8	Practice

These data/results cannot be reproduced, stored and/or transmitted in whole or in part by any manner of electronic, mechanical, photocopying, recording, broadcasting or otherwise now known or herein after developed without the previous express consent by the copyright owner, except for reproduction in daily press and regular printed publications on sale to the public within 60 days of the event related to those data/results and always provided that copyright symbol appears together as follows below.


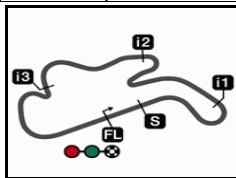
© DORNA, 2023

Official MotoGP Timing by TISSOT
www.motogp.com

Phillip Island, Saturday, October 21, 2023



Phillip Island

Results and timing service provided by  TISSOT

4448 m.

MotoGP™ GURU BY GRYFYN AUSTRALIAN MOTORCYCLE GR

Qualifying Nr. 1

Best Partial Times

MotoGP™

IT Ideal Lap Time, sum of the best partial times

BT Best Lap Time

T1		T2		T3		T4				IT	BT	
Pos	Rider	Time	Rider	Time	Rider	Time	Rider	Time	Pos	Rider	IT	BT
1	M.MARQUEZ	20.866	M.MARQUEZ	25.523	F.BAGNAIA	16.997	F.BAGNAIA	24.525	1	F.BAGNAIA	1'27.993	1'28.160 (1)
2	R.FERNANDEZ	20.919	F.BAGNAIA	25.536	R.FERNANDEZ	17.024	M.MARQUEZ	24.528	2	M.MARQUEZ	1'28.045	1'28.237 (2)
3	F.BAGNAIA	20.935	A.FERNANDEZ	25.599	A.MARQUEZ	17.048	A.MARQUEZ	24.531	3	A.MARQUEZ	1'28.324	1'28.324 (3)
4	A.FERNANDEZ	20.980	A.MARQUEZ	25.698	A.FERNANDEZ	17.111	R.FERNANDEZ	24.651	4	A.FERNANDEZ	1'28.356	1'28.435 (4)
5	A.MARQUEZ	21.047	F.QUARTARARO	25.769	J.MIR	17.121	M.OLIVEIRA	24.654	5	R.FERNANDEZ	1'28.416	1'28.607 (5)
6	J.MIR	21.064	M.OLIVEIRA	25.792	M.MARQUEZ	17.128	A.FERNANDEZ	24.666	6	J.MIR	1'28.801	1'28.841 (6)
7	L.MARINI	21.153	J.MIR	25.819	L.MARINI	17.161	F.QUARTARARO	24.678	7	F.QUARTARARO	1'28.825	1'28.925 (7)
8	F.QUARTARARO	21.182	R.FERNANDEZ	25.822	F.QUARTARARO	17.196	J.MIR	24.797	8	L.MARINI	1'29.047	1'29.047 (8)
9	F.MORBIDELLI	21.230	F.MORBIDELLI	25.828	F.MORBIDELLI	17.317	L.MARINI	24.840	9	M.OLIVEIRA	1'29.170	1'29.182 (9)
10	M.OLIVEIRA	21.305	L.MARINI	25.893	T.NAKAGAMI	17.403	F.MORBIDELLI	24.891	10	F.MORBIDELLI	1'29.266	1'29.419 (10)
11	T.NAKAGAMI	21.307	T.NAKAGAMI	26.098	M.OLIVEIRA	17.419	T.NAKAGAMI	24.909	11	T.NAKAGAMI	1'29.717	1'29.832 (11)

These data/results cannot be reproduced, stored and/or transmitted in whole or in part by any manner of electronic, mechanical, photocopying, recording, broadcasting or otherwise now known or herein after developed without the previous express consent by the copyright owner, except for reproduction in daily press and regular printed publications on sale to the public within 60 days of the event related to those data/results and always provided that copyright symbol appears together as follows below.


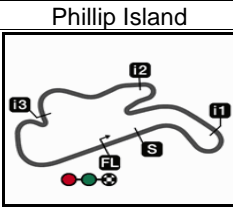
© DORNA, 2023

Official MotoGP Timing by TISSOT

www.motogp.com




Phillip Island

Results and timing service provided by **MotoGP™**

4448 m.

MotoGP™ GURU BY GRYFYN AUSTRALIAN MOTORCYCLE GR**Qualifying Nr. 1****Fastest Laps Sequence**

<i>Practice Time</i>	 <i>Rider</i>	<i>Nation</i>	<i>Motorcycle</i>	<i>Time</i>	<i>Km/h</i>	<i>Rider's Lap</i>
3'43.551	73 Alex MARQUEZ	SPA	DUCATI	1'36.394	166.1	2
3'44.769	88 Miguel OLIVEIRA	POR	APRILIA	1'30.500	176.9	2
4'05.972	1 Francesco BAGNAIA	ITA	DUCATI	1'28.784	180.3	2
5'14.976	37 Augusto FERNANDEZ	SPA	KTM	1'28.435	181.0	3
13'36.544	1 Francesco BAGNAIA	ITA	DUCATI	1'28.160	181.6	6

These data/results cannot be reproduced, stored and/or transmitted in whole or in part by any manner of electronic, mechanical, photocopying, recording, broadcasting or otherwise now known or herein after developed without the previous express consent by the copyright owner, except for reproduction in daily press and regular printed publications on sale to the public within 60 days of the event related to those data/results and always provided that copyright symbol appears together as follows below.

© DORNA, 2023

Official MotoGP Timing by **TISSOT**
www.motogp.com

Phillip Island, Saturday, October 21, 2023